



Ladbrokes Cannon Park QLD Professional
Race 8: BILL ANDERSON CONSTRUCTIONS RATINGS BAND 0 - 55
Handicap - 950m
03 March 2024 - 16:40



Track Rating: Soft 5, Weather: Fine, Rail Position: +2m 1000m-350m; Cutaway Applies True Remainder

Section											Last 600m		
Field Times		Overall	800m	600m	400m	200m							
		0:54.92 (0:10.23)	0:44.69 (0:10.30)	0:34.39 (0:10.78)	0:23.61 (0:11.41)	0:12.20 (0:12.20)						0:34.39	
Rank	TAB	Horse/Jockey	Barrier	Top Speed [km/h]	Fastest Section	Overall	800m	600m	400m	200m	Margin	Last 600m	Distance Travelled [m]
1	1	FODOR Ryan Wiggins	1	71.8	0:10.17	0:54.92 [1] (0:10.36)	0:44.56 [2] (0:10.17)	0:34.39 [1] (0:10.78)	0:23.61 [1] (0:11.41)	0:12.20 [1] (0:12.20)	0:54.92	0:34.39	
2	7	SONIC LIGHT Adam Sewell	7	69.7	0:10.44	0:55.55 [2] (0:10.44)	0:45.11 [3] (0:10.56)	0:34.55 [5] (0:10.77)	0:23.78 [3] (0:11.54)	0:12.24 [3] (0:12.24)	3.7L	0:34.55	-3
3	4	DUYFKEN Tessa Townsend	4	69.1	0:10.52	0:55.55 [3] (0:10.52)	0:45.03 [5] (0:10.66)	0:34.37 [6] (0:10.96)	0:23.41 [6] (0:11.28)	0:12.13 [4] (0:12.13)	3.74L	0:34.37	+0
4	2	BORLOTTI BEANS Masayuki Abe	2	70.0	0:10.48	0:55.82 [4] (0:10.79)	0:45.03 [9] (0:10.48)	0:34.55 [8] (0:11.02)	0:23.53 [8] (0:11.58)	0:11.95 [6] (0:11.95)	5.32L	0:34.55	+2
5	6	MAKANUI Adam Spinks	6	70.1	0:10.41	0:56.02 [5] (0:10.52)	0:45.50 [6] (0:10.41)	0:35.09 [3] (0:11.10)	0:23.99 [4] (0:11.62)	0:12.37 [5] (0:12.37)	6.49L	0:35.09	+3
6	9	MADONNACAN'TSING Gabrielle Semmens	9	68.7	0:10.61	0:56.08 [6] (0:10.61)	0:45.47 [7] (0:10.73)	0:34.74 [9] (0:10.93)	0:23.81 [7] (0:11.68)	0:12.13 [8] (0:12.13)	6.85L	0:34.74	-2
7	3	JAWGO Jenna Edwards	3	71.6	0:10.23	0:56.15 [7] (0:10.23)	0:45.92 [1] (0:10.41)	0:35.51 [2] (0:10.74)	0:24.77 [2] (0:11.62)	0:13.15 [2] (0:13.15)	7.25L	0:35.51	-3
8	10	MAGGIE'S ME NAME Scott Sheargold	10	71.1	0:10.49	0:56.46 [8] (0:10.50)	0:45.96 [4] (0:10.49)	0:35.47 [4] (0:11.12)	0:24.35 [5] (0:11.81)	0:12.54 [7] (0:12.54)	9.08L	0:35.47	+3
9	5	AUGUSTA REVOLUTION Rebecca Wilson	5	70.3	0:10.48	0:56.74 [9] (0:10.75)	0:45.99 [8] (0:10.48)	0:35.51 [7] (0:11.33)	0:24.18 [9] (0:11.75)	0:12.43 [9] (0:12.43)	10.72L	0:35.51	+5

Scratched: Boovey (#13), Headlander (#12), Simply Beans (#8), Power Puff (#11), Risk In Rome (#14)

[] Ranking at each section and finish
 -:-:- No data available at this section
 NA No data available

SCN Saddle cloth number
 DNF Did not finish
 DNT Did not track



Horse/Jockey Name	Fodor
Final Rank	1
Fastest Section Time (Section)	0:10.17 (800m)
Top Speed [km/h] (Section)	71.8 (800m)
Race State	Finished



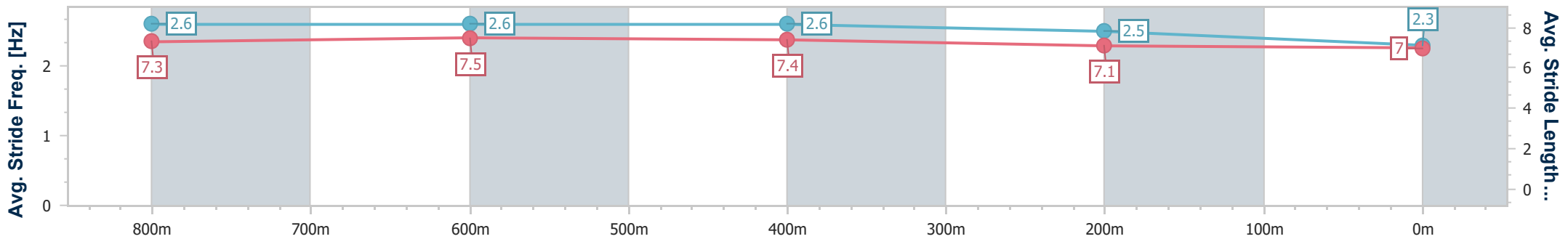
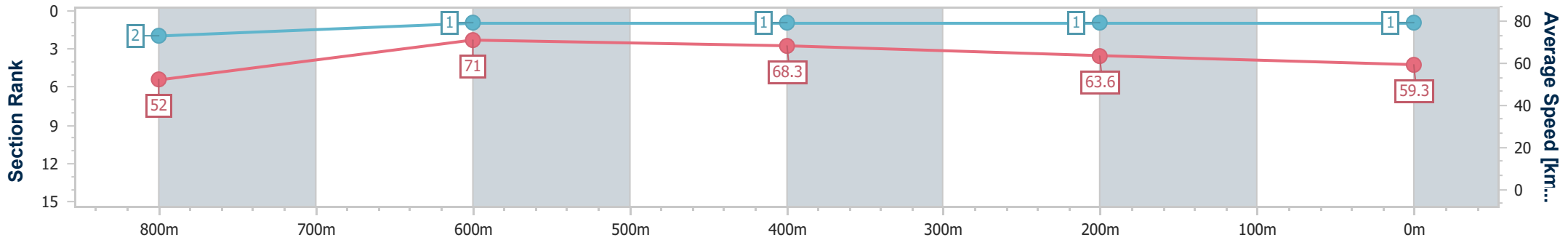
Ladbrokes Cannon Park QLD Professional
 Race 8: BILL ANDERSON CONSTRUCTIONS RATINGS BAND 0
 - 55 Handicap - 950m

03 March 2024 - 16:40

Track Rating: Soft 5, Weather: Fine, Rail Position: +2m 1000m-350m; Cutaway Applies True Remainder



Section	Overall	800m	600m	400m	200m
Section Times	0:54.92 [1] (0:10.36)	0:44.56 [2] (0:10.17)	0:34.39 [1] (0:10.78)	0:23.61 [1] (0:11.41)	0:12.20 [1] (0:12.20)
Average Speed [km/h]	52.0	71.0	68.3	63.6	59.3
Top Speed [km/h]	70.7	71.8	69.7	65.9	62.5
Avg. Dist. to Rail [m]	9.2	5.4	4.2	2.4	1.6
Avg. Stride Freq. [Hz]	2.6	2.6	2.6	2.5	2.3
Avg. Stride Length [m]	7.3	7.5	7.4	7.1	7.0



- [] Ranking at each section and finish
- .-.- No data available at this section
- NA No data available



Horse/Jockey Name	Sonic Light
Final Rank	2
Fastest Section Time (Section)	0:10.44 (Overall)
Top Speed [km/h] (Section)	69.7 (600m)
Race State	Finished



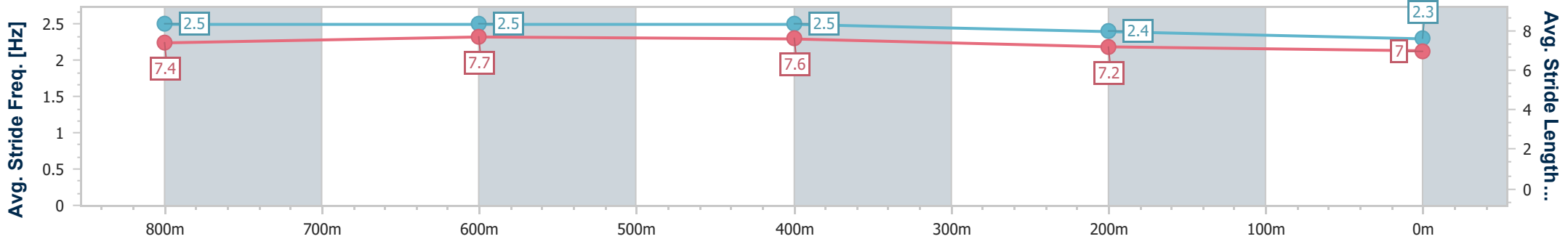
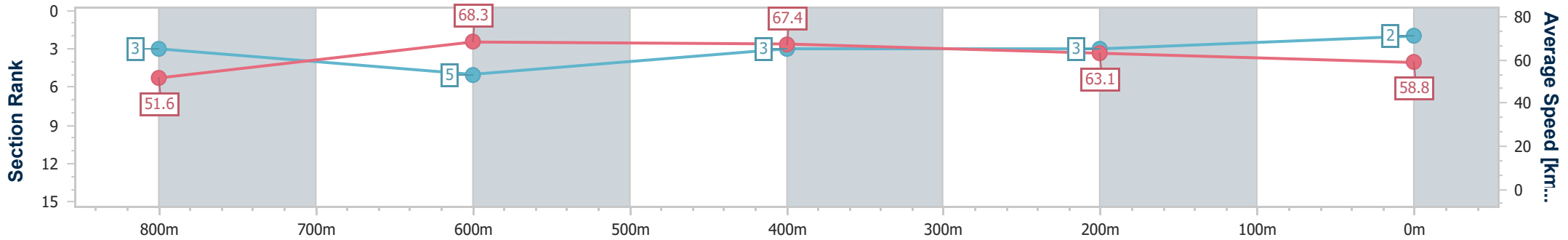
Ladbroke's Cannon Park QLD Professional
 Race 8: BILL ANDERSON CONSTRUCTIONS RATINGS BAND 0
 - 55 Handicap - 950m



03 March 2024 - 16:40

Track Rating: Soft 5, Weather: Fine, Rail Position: +2m 1000m-350m; Cutaway Applies True Remainder

Section	Overall	800m	600m	400m	200m
Section Times	0:55.55 [2] (0:10.44)	0:45.11 [3] (0:10.56)	0:34.55 [5] (0:10.77)	0:23.78 [3] (0:11.54)	0:12.24 [3] (0:12.24)
Average Speed [km/h]	51.6	68.3	67.4	63.1	58.8
Top Speed [km/h]	69.3	69.7	69.7	66.4	61.2
Avg. Dist. to Rail [m]	3.3	0.6	0.9	3.6	1.7
Avg. Stride Freq. [Hz]	2.5	2.5	2.5	2.4	2.3
Avg. Stride Length [m]	7.4	7.7	7.6	7.2	7.0



- [] Ranking at each section and finish
- .-.- No data available at this section
- NA No data available



Horse/Jockey Name	Duyfken
Final Rank	3
Fastest Section Time (Section)	0:10.52 (Overall)
Top Speed [km/h] (Section)	69.1 (600m)
Race State	Finished



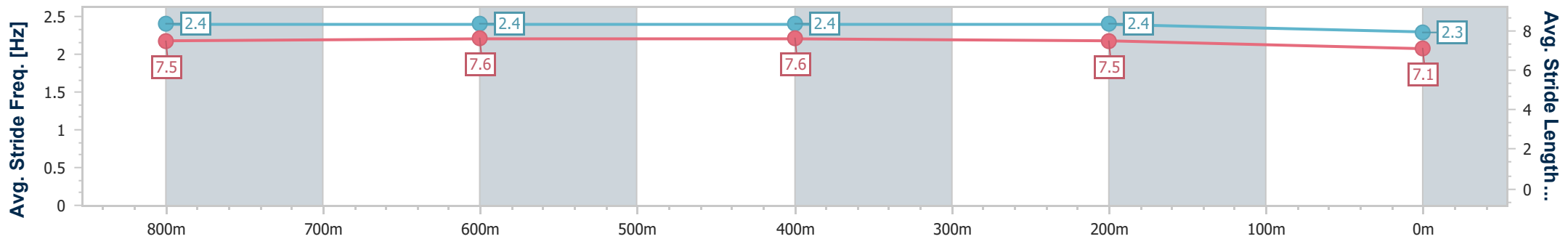
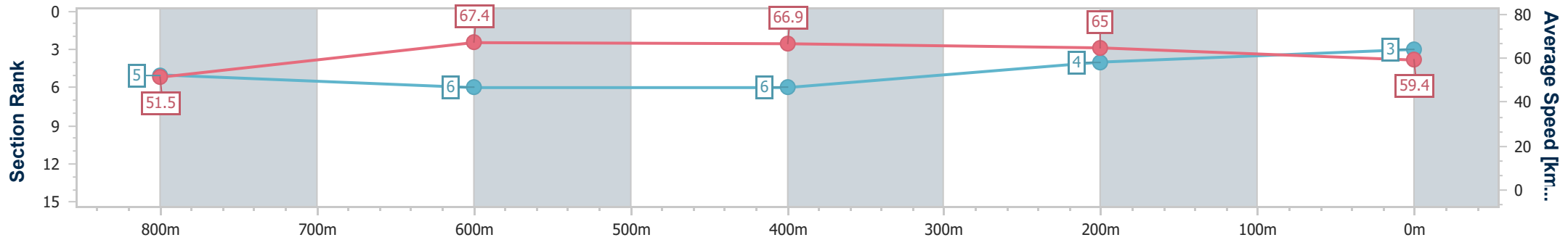
Ladbrokes Cannon Park QLD Professional
 Race 8: BILL ANDERSON CONSTRUCTIONS RATINGS BAND 0
 - 55 Handicap - 950m



03 March 2024 - 16:40

Track Rating: Soft 5, Weather: Fine, Rail Position: +2m 1000m-350m; Cutaway Applies True Remainder

Section	Overall	800m	600m	400m	200m
Section Times	0:55.55 [3] (0:10.52)	0:45.03 [5] (0:10.66)	0:34.37 [6] (0:10.96)	0:23.41 [6] (0:11.28)	0:12.13 [4] (0:12.13)
Average Speed [km/h]	51.5	67.4	66.9	65.0	59.4
Top Speed [km/h]	68.7	68.7	69.1	66.2	62.2
Avg. Dist. to Rail [m]	2.2	1.4	2.7	6.0	4.8
Avg. Stride Freq. [Hz]	2.4	2.4	2.4	2.4	2.3
Avg. Stride Length [m]	7.5	7.6	7.6	7.5	7.1



- [] Ranking at each section and finish
- .-.- No data available at this section
- NA No data available



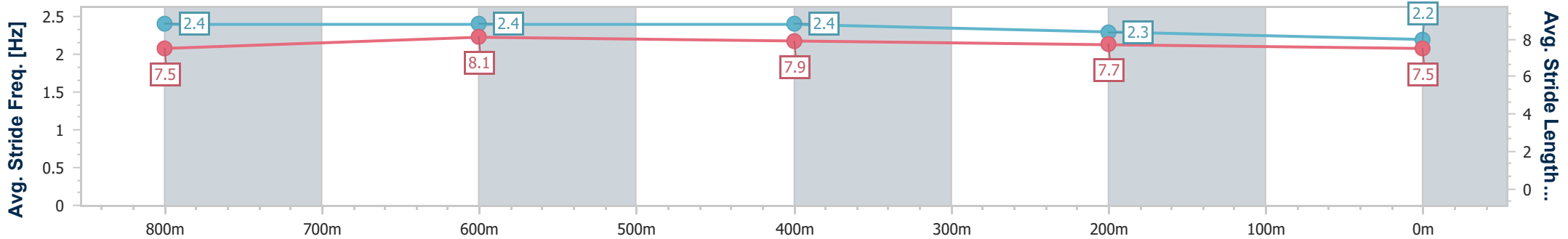
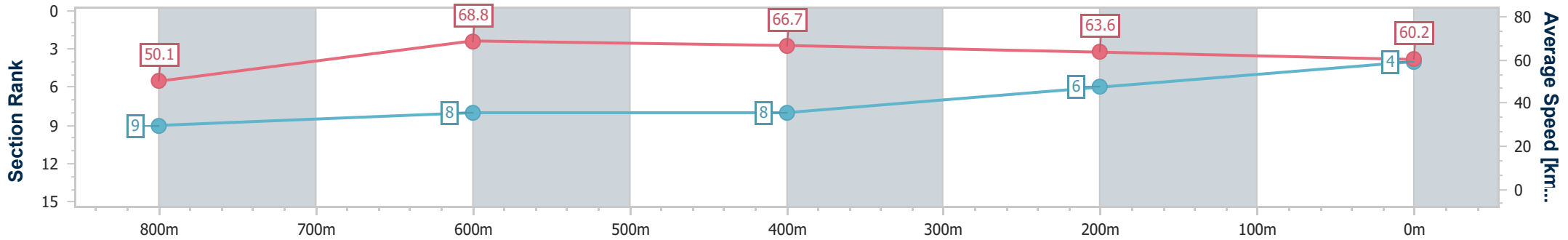
Horse/Jockey Name	Borlotti Beans
Final Rank	4
Fastest Section Time (Section)	0:10.48 (800m)
Top Speed [km/h] (Section)	70.0 (800m)
Race State	Finished



Ladbrokes Cannon Park QLD Professional
 Race 8: BILL ANDERSON CONSTRUCTIONS RATINGS BAND 0
 - 55 Handicap - 950m
 03 March 2024 - 16:40
 Track Rating: Soft 5, Weather: Fine, Rail Position: +2m 1000m-350m; Cutaway Applies True Remainder



Section	Overall	800m	600m	400m	200m
Section Times	0:55.82 [4] (0:10.79)	0:45.03 [9] (0:10.48)	0:34.55 [8] (0:11.02)	0:23.53 [8] (0:11.58)	0:11.95 [6] (0:11.95)
Average Speed [km/h]	50.1	68.8	66.7	63.6	60.2
Top Speed [km/h]	67.8	70.0	69.5	64.3	62.0
Avg. Dist. to Rail [m]	4.0	1.9	3.5	7.6	6.5
Avg. Stride Freq. [Hz]	2.4	2.4	2.4	2.3	2.2
Avg. Stride Length [m]	7.5	8.1	7.9	7.7	7.5



- [] Ranking at each section and finish
- .-.- No data available at this section
- NA No data available



Horse/Jockey Name	Makanui
Final Rank	5
Fastest Section Time (Section)	0:10.41 (800m)
Top Speed [km/h] (Section)	70.1 (800m)
Race State	Finished



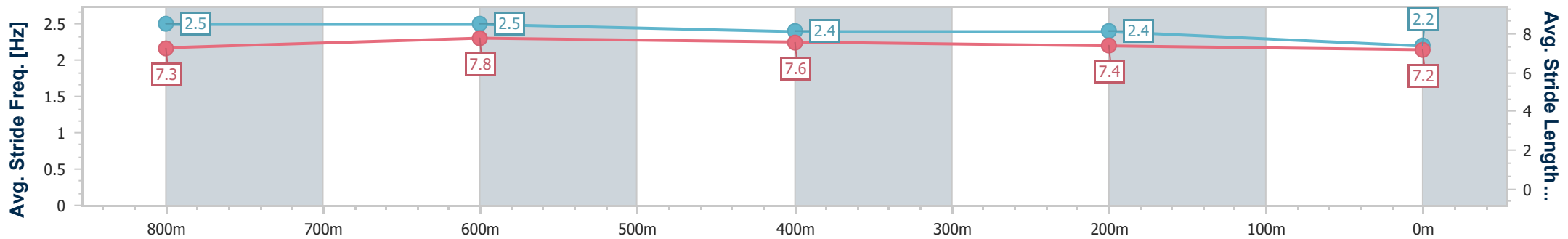
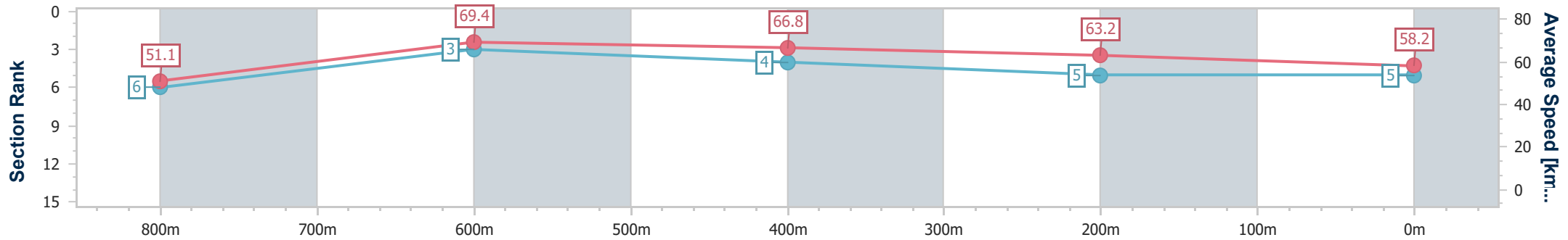
Ladbroke's Cannon Park QLD Professional
 Race 8: BILL ANDERSON CONSTRUCTIONS RATINGS BAND 0
 - 55 Handicap - 950m



03 March 2024 - 16:40

Track Rating: Soft 5, Weather: Fine, Rail Position: +2m 1000m-350m; Cutaway Applies True Remainder

Section	Overall	800m	600m	400m	200m
Section Times	0:56.02 [5] (0:10.52)	0:45.50 [6] (0:10.41)	0:35.09 [3] (0:11.10)	0:23.99 [4] (0:11.62)	0:12.37 [5] (0:12.37)
Average Speed [km/h]	51.1	69.4	66.8	63.2	58.2
Top Speed [km/h]	69.2	70.1	68.9	64.8	60.9
Avg. Dist. to Rail [m]	10.0	5.1	4.9	6.9	5.4
Avg. Stride Freq. [Hz]	2.5	2.5	2.4	2.4	2.2
Avg. Stride Length [m]	7.3	7.8	7.6	7.4	7.2



- [] Ranking at each section and finish
- .-.- No data available at this section
- NA No data available



Horse/Jockey Name	Madonnacan'tsing
Final Rank	6
Fastest Section Time (Section)	0:10.61 (Overall)
Top Speed [km/h] (Section)	68.7 (600m)
Race State	Finished



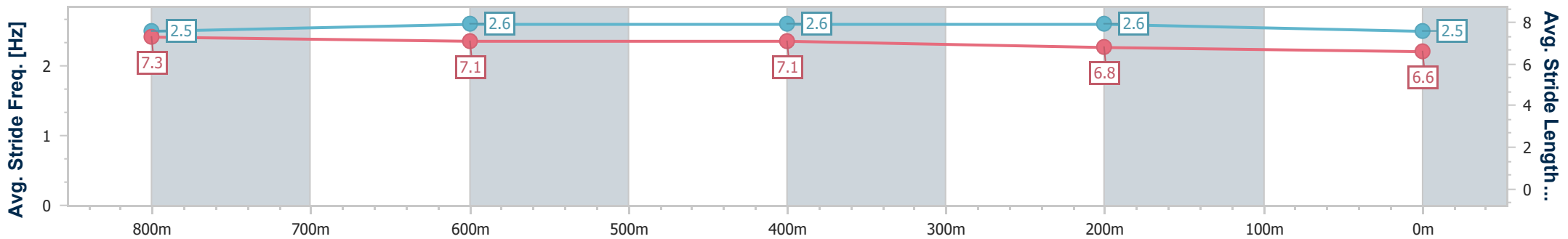
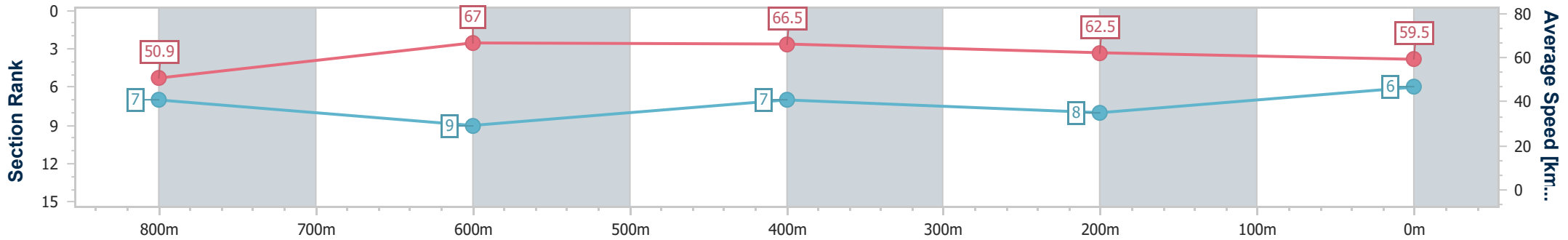
Ladbrokes Cannon Park QLD Professional
 Race 8: BILL ANDERSON CONSTRUCTIONS RATINGS BAND 0
 - 55 Handicap - 950m



03 March 2024 - 16:40

Track Rating: Soft 5, Weather: Fine, Rail Position: +2m 1000m-350m; Cutaway Applies True Remainder

Section	Overall	800m	600m	400m	200m
Section Times	0:56.08 [6] (0:10.61)	0:45.47 [7] (0:10.73)	0:34.74 [9] (0:10.93)	0:23.81 [7] (0:11.68)	0:12.13 [8] (0:12.13)
Average Speed [km/h]	50.9	67.0	66.5	62.5	59.5
Top Speed [km/h]	66.9	68.2	68.7	65.5	61.3
Avg. Dist. to Rail [m]	0.6	0.7	1.4	7.3	9.9
Avg. Stride Freq. [Hz]	2.5	2.6	2.6	2.6	2.5
Avg. Stride Length [m]	7.3	7.1	7.1	6.8	6.6



- [] Ranking at each section and finish
- .-.- No data available at this section
- NA No data available



Horse/Jockey Name	Jawgo
Final Rank	7
Fastest Section Time (Section)	0:10.23 (Overall)
Top Speed [km/h] (Section)	71.6 (800m)
Race State	Finished



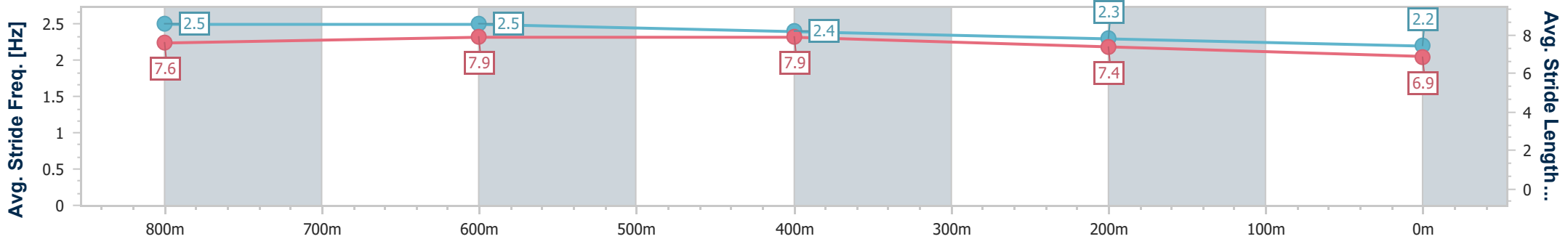
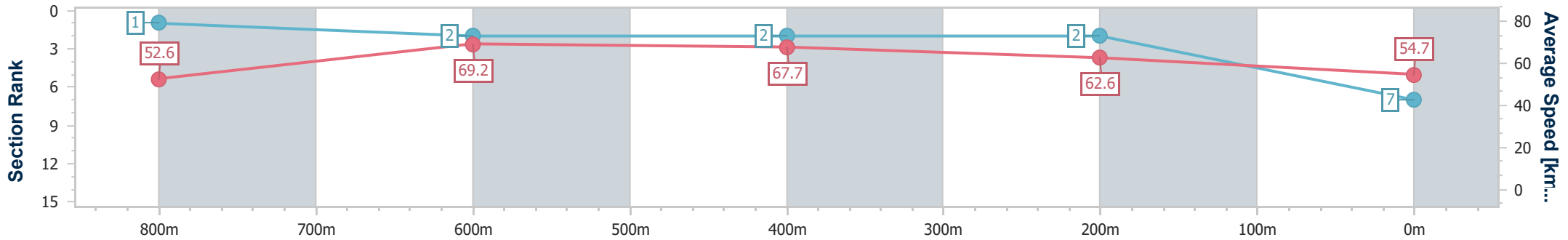
Ladbrokes Cannon Park QLD Professional
 Race 8: BILL ANDERSON CONSTRUCTIONS RATINGS BAND 0
 - 55 Handicap - 950m



03 March 2024 - 16:40

Track Rating: Soft 5, Weather: Fine, Rail Position: +2m 1000m-350m; Cutaway Applies True Remainder

Section	Overall	800m	600m	400m	200m
Section Times	0:56.15 [7] (0:10.23)	0:45.92 [1] (0:10.41)	0:35.51 [2] (0:10.74)	0:24.77 [2] (0:11.62)	0:13.15 [2] (0:13.15)
Average Speed [km/h]	52.6	69.2	67.7	62.6	54.7
Top Speed [km/h]	69.8	71.6	70.8	65.2	59.6
Avg. Dist. to Rail [m]	4.7	1.1	1.6	2.7	0.2
Avg. Stride Freq. [Hz]	2.5	2.5	2.4	2.3	2.2
Avg. Stride Length [m]	7.6	7.9	7.9	7.4	6.9



- [] Ranking at each section and finish
- .-.- No data available at this section
- NA No data available



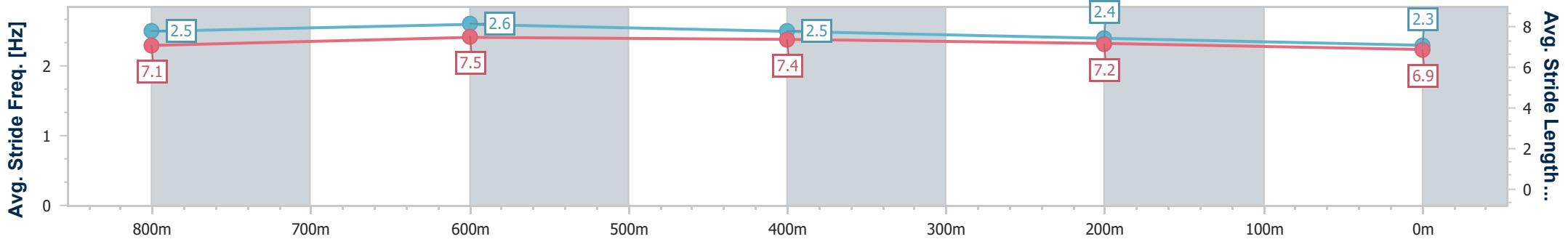
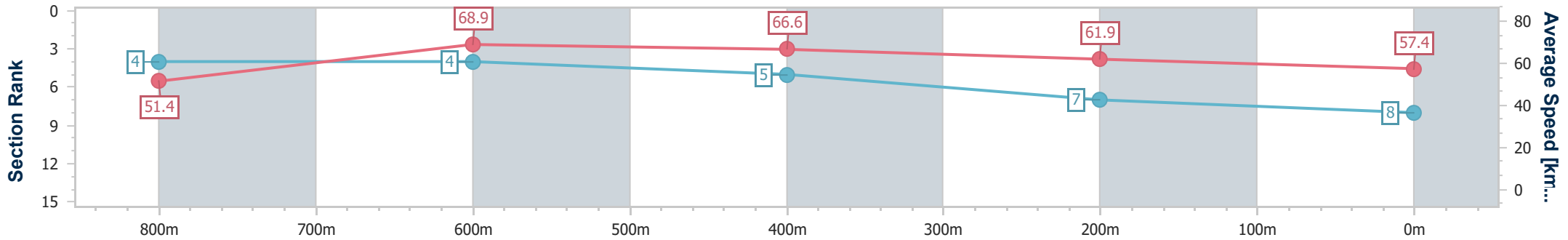
Horse/Jockey Name	Maggie's Me Name
Final Rank	8
Fastest Section Time (Section)	0:10.49 (800m)
Top Speed [km/h] (Section)	71.1 (800m)
Race State	Finished



Ladbroke's Cannon Park QLD Professional
 Race 8: BILL ANDERSON CONSTRUCTIONS RATINGS BAND 0
 - 55 Handicap - 950m
 03 March 2024 - 16:40
 Track Rating: Soft 5, Weather: Fine, Rail Position: +2m 1000m-350m; Cutaway Applies True Remainder



Section	Overall	800m	600m	400m	200m
Section Times	0:56.46 [8] (0:10.50)	0:45.96 [4] (0:10.49)	0:35.47 [4] (0:11.12)	0:24.35 [5] (0:11.81)	0:12.54 [7] (0:12.54)
Average Speed [km/h]	51.4	68.9	66.6	61.9	57.4
Top Speed [km/h]	69.1	71.1	69.7	63.8	60.1
Avg. Dist. to Rail [m]	6.9	4.6	4.8	5.5	4.3
Avg. Stride Freq. [Hz]	2.5	2.6	2.5	2.4	2.3
Avg. Stride Length [m]	7.1	7.5	7.4	7.2	6.9



- [] Ranking at each section and finish
- .-.- No data available at this section
- NA No data available



Horse/Jockey Name	Augusta Revolution
Final Rank	9
Fastest Section Time (Section)	0:10.48 (800m)
Top Speed [km/h] (Section)	70.3 (800m)
Race State	Finished



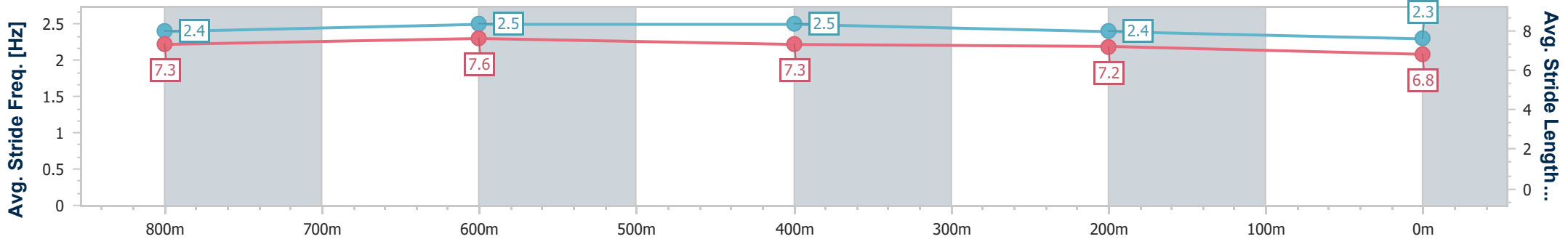
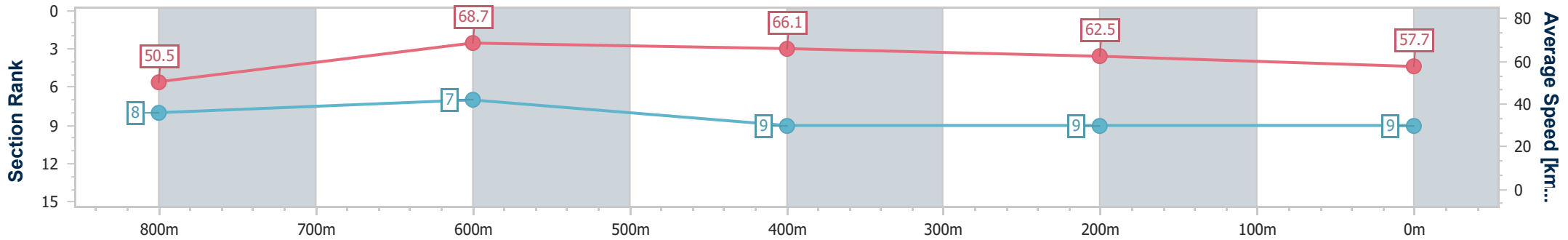
Ladbrokes Cannon Park QLD Professional
 Race 8: BILL ANDERSON CONSTRUCTIONS RATINGS BAND 0
 - 55 Handicap - 950m



03 March 2024 - 16:40

Track Rating: Soft 5, Weather: Fine, Rail Position: +2m 1000m-350m; Cutaway Applies True Remainder

Section	Overall	800m	600m	400m	200m
Section Times	0:56.74 [9] (0:10.75)	0:45.99 [8] (0:10.48)	0:35.51 [7] (0:11.33)	0:24.18 [9] (0:11.75)	0:12.43 [9] (0:12.43)
Average Speed [km/h]	50.5	68.7	66.1	62.5	57.7
Top Speed [km/h]	68.6	70.3	69.6	66.3	60.6
Avg. Dist. to Rail [m]	0.9	3.4	6.1	7.3	6.5
Avg. Stride Freq. [Hz]	2.4	2.5	2.5	2.4	2.3
Avg. Stride Length [m]	7.3	7.6	7.3	7.2	6.8



- [] Ranking at each section and finish
- .-.- No data available at this section
- NA No data available