



**Eagle Farm QLD Professional**  
**Race 9: BUY A QTIS YEARLING 11-12 MARCH QTIS Three-Year-Old**  
**Handicap - 1400m**  
**02 March 2024 - 17:09**



BRISBANE  
RACING CLUB

Track Rating: Good 4, Weather: Fine, Rail Position: +7m Entire

Section		Overall	1200m	1000m	800m	600m	400m	Last 600m				
Field Times		1:23.34 (0:13.79)	1:09.55 (0:11.19)	0:58.36 (0:11.79)	0:46.57 (0:11.71)	0:34.86 (0:11.40)	0:23.46 (0:11.37)	0:34.86				
Rank	TAB Horse/Jockey	Barrier	Top Speed [km/h]	Fastest Section	Distance Travelled [m]							
1	2 SHARP DAZZLER Cejay Graham	2	66.9 400m	0:10.99 400m	1:23.34 [1] (0:14.69)	1:08.65 [9] (0:11.41)	0:57.24 [9] (0:11.53)	0:45.71 [8] (0:11.51)	0:34.20 [7] (0:11.38)	0:22.82 [7] (0:10.99)	0:34.20	
2	8 MAGIC ISLAND Kyle Wilson-Taylor	8	68.1 400m	0:11.19 400m	1:23.71 [2] (0:13.87)	1:09.84 [2] (0:11.50)	0:58.34 [3] (0:11.60)	0:46.74 [3] (0:11.66)	0:35.08 [3] (0:11.50)	0:23.58 [4] (0:11.19)	0:35.08	+4
3	11 GRAND METEOR Angela Jones	11	65.6 400m	0:11.19 1200m	1:23.73 [3] (0:13.79)	1:09.94 [1] (0:11.19)	0:58.75 [1] (0:11.79)	0:46.96 [1] (0:11.71)	0:35.25 [1] (0:11.52)	0:23.73 [2] (0:11.25)	0:35.25	-1
4	5 MEAT PIE ARTIE Jake Bayliss	5	67.2 400m	0:11.12 400m	1:23.88 [4] (0:14.68)	1:09.20 [8] (0:11.36)	0:57.84 [8] (0:11.64)	0:46.20 [9] (0:11.55)	0:34.65 [9] (0:11.41)	0:23.24 [9] (0:11.12)	0:34.65	+0
5	9 MISS SHA BLUE Damien Thornton	9	67.4 400m	0:11.19 600m	1:23.90 [5] (0:14.05)	1:09.85 [5] (0:11.56)	0:58.29 [5] (0:11.86)	0:46.43 [5] (0:11.64)	0:34.79 [6] (0:11.19)	0:23.60 [5] (0:11.24)	0:34.79	-1
6	6 THREE GONGS Bailey Wheeler	6	66.3 Overall	0:11.25 1200m	1:23.93 [6] (0:13.87)	1:10.06 [3] (0:11.25)	0:58.81 [2] (0:11.66)	0:47.15 [2] (0:11.70)	0:35.45 [2] (0:11.40)	0:24.05 [1] (0:11.46)	0:35.45	+2
7	10 CRIMSON WARNING Mark Du Plessis	10	66.1 400m	0:11.23 400m	1:24.03 [7] (0:14.43)	1:09.60 [6] (0:11.41)	0:58.19 [7] (0:11.65)	0:46.54 [6] (0:11.52)	0:35.02 [5] (0:11.38)	0:23.64 [6] (0:11.23)	0:35.02	+2
8	7 WESTOAK Taylor Marshall	7	64.9 400m	0:11.31 600m	1:24.11 [8] (0:14.02)	1:10.09 [4] (0:11.42)	0:58.67 [4] (0:11.76)	0:46.91 [4] (0:11.60)	0:35.31 [4] (0:11.31)	0:24.00 [3] (0:11.42)	0:35.31	-4
9	4 LISSARO Rikki Jamieson	4	65.3 400m	0:11.26 400m	1:24.23 [9] (0:14.45)	1:09.78 [7] (0:11.38)	0:58.40 [6] (0:11.79)	0:46.61 [7] (0:11.60)	0:35.01 [8] (0:11.46)	0:23.55 [10] (0:11.26)	0:35.01	+2
10	3 HYDE PARK Jim Byrne	3	65.4 600m	0:11.33 600m	1:25.10 [10] (0:14.72)	1:10.38 [10] (0:11.39)	0:58.99 [10] (0:11.74)	0:47.25 [10] (0:11.45)	0:35.80 [10] (0:11.33)	0:24.47 [8] (0:11.45)	0:35.80	+3

Scratched: Trifling (#1), Zin Zan Ready (#13), You Kay Squeeze (#12)

[ ] Ranking at each section and finish  
 -:-:- No data available at this section  
 NA No data available  
 SCN Saddle cloth number  
 DNF Did not finish  
 DNT Did not track



**Eagle Farm QLD Professional**  
**Race 9: BUY A QTIS YEARLING 11-12 MARCH QTIS Three-Year-Old**  
**Handicap - 1400m**  
**02 March 2024 - 17:09**



Track Rating: Good 4, Weather: Fine, Rail Position: +7m Entire

Section							200m			Last 600m
Field Times							0:12.09			0:34.86
							(0:12.09)			
Rank	TAB	Horse/Jockey	Barrier	Top Speed [km/h]	Fastest Section	Margin			Distance Travelled [m]	
1	2	<b>SHARP DAZZLER</b>	2	66.9	0:10.99	0:11.83 [4]	1:23.34		0:34.20	
		Cejay Graham		400m	400m	(0:11.83)				
2	8	<b>MAGIC ISLAND</b>	8	68.1	0:11.19	0:12.39 [2]	2.15L		0:35.08 +4	
		Kyle Wilson-Taylor		400m	400m	(0:12.39)				
3	11	<b>GRAND METEOR</b>	11	65.6	0:11.19	0:12.48 [1]	2.26L		0:35.25 -1	
		Angela Jones		400m	1200m	(0:12.48)				
4	5	<b>MEAT PIE ARTIE</b>	5	67.2	0:11.12	0:12.12 [8]	3.14L		0:34.65 +0	
		Jake Bayliss		400m	400m	(0:12.12)				
5	9	<b>MISS SHA BLUE</b>	9	67.4	0:11.19	0:12.36 [6]	3.25L		0:34.79 -1	
		Damien Thornton		400m	600m	(0:12.36)				
6	6	<b>THREE GONGS</b>	6	66.3	0:11.25	0:12.59 [3]	3.44L		0:35.45 +2	
		Bailey Wheeler		Overall	1200m	(0:12.59)				
7	10	<b>CRIMSON WARNING</b>	10	66.1	0:11.23	0:12.41 [7]	4.03L		0:35.02 +2	
		Mark Du Plessis		400m	400m	(0:12.41)				
8	7	<b>WESTOAK</b>	7	64.9	0:11.31	0:12.58 [5]	4.51L		0:35.31 -4	
		Taylor Marshall		400m	600m	(0:12.58)				
9	4	<b>LISSARO</b>	4	65.3	0:11.26	0:12.29 [9]	5.21L		0:35.01 +2	
		Rikki Jamieson		400m	400m	(0:12.29)				
10	3	<b>HYDE PARK</b>	3	65.4	0:11.33	0:13.02 [10]	10.34L		0:35.80 +3	
		Jim Byrne		600m	600m	(0:13.02)				

Scratched: Trifling (#1), Zin Zan Ready (#13), You Kay Squeeze (#12)

[ ] Ranking at each section and finish  
 -:-:- No data available at this section  
 NA No data available

SCN Saddle cloth number  
 DNF Did not finish  
 DNT Did not track



Horse/Jockey Name	Sharp Dazzler
Final Rank	1
Fastest Section Time (Section)	0:10.99 (400m)
Top Speed [km/h] (Section)	66.9 (400m)
Race State	Finished

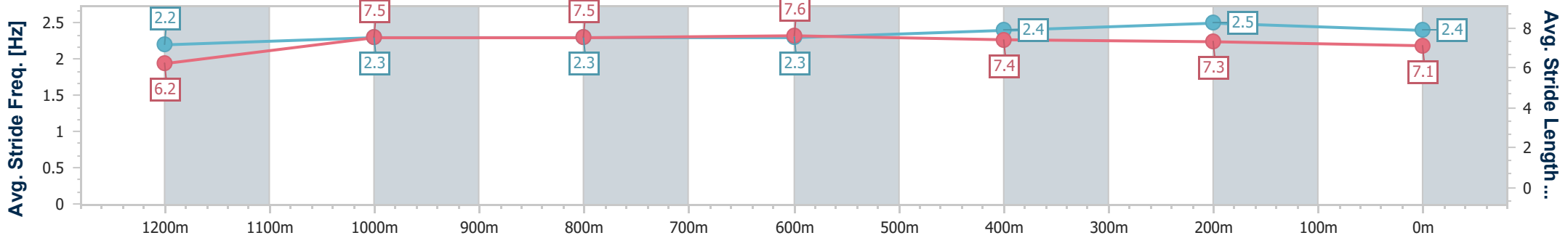
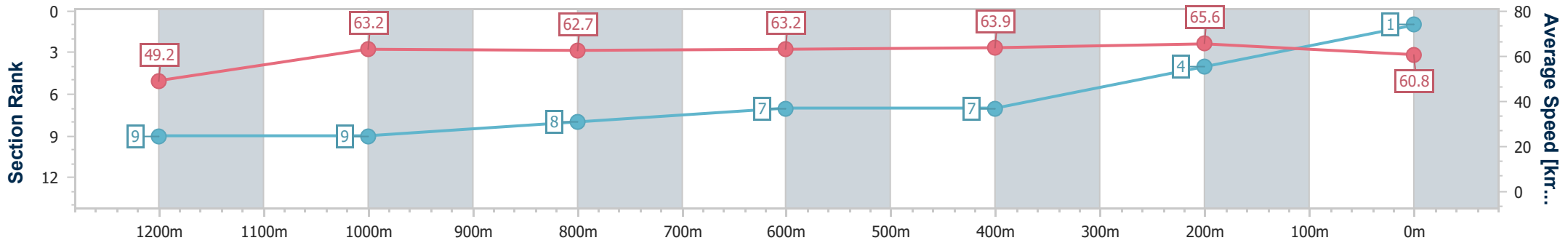


Eagle Farm QLD Professional  
 Race 9: BUY A QTIS YEARLING 11-12 MARCH QTIS Three-Year-Old Handicap - 1400m  
 02 March 2024 - 17:09  
 Track Rating: Good 4, Weather: Fine, Rail Position: +7m Entire



BRISBANE RACING CLUB

Section	Overall	1200m	1000m	800m	600m	400m	200m
Section Times	1:23.34 [1] (0:14.69)	1:08.65 [9] (0:11.41)	0:57.24 [9] (0:11.53)	0:45.71 [8] (0:11.51)	0:34.20 [7] (0:11.38)	0:22.82 [7] (0:10.99)	0:11.83 [4] (0:11.83)
Average Speed [km/h]	49.2	63.2	62.7	63.2	63.9	65.6	60.8
Top Speed [km/h]	65.6	65.4	64.2	63.9	65.4	66.9	64.6
Avg. Dist. to Rail [m]	7.5	2.7	1.7	1.2	2.8	7.6	6.4
Avg. Stride Freq. [Hz]	2.2	2.3	2.3	2.3	2.4	2.5	2.4
Avg. Stride Length [m]	6.2	7.5	7.5	7.6	7.4	7.3	7.1



- [ ] Ranking at each section and finish
- .-.- No data available at this section
- NA No data available



Horse/Jockey Name	Magic Island
Final Rank	2
Fastest Section Time (Section)	0:11.19 (400m)
Top Speed [km/h] (Section)	68.1 (400m)
Race State	Finished

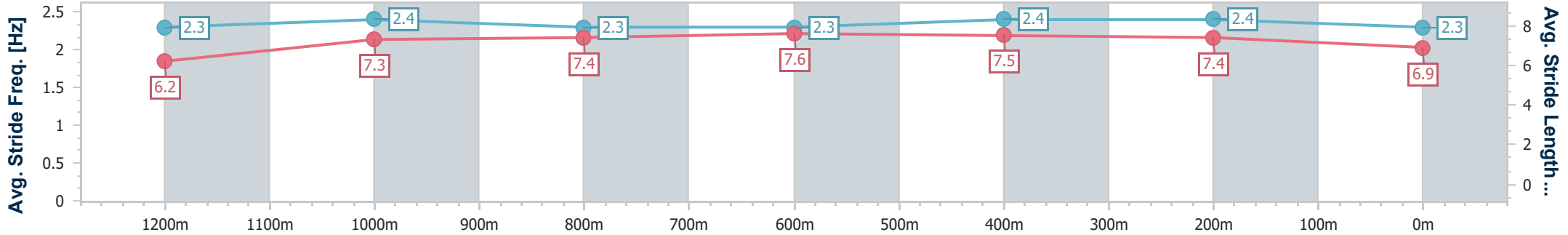
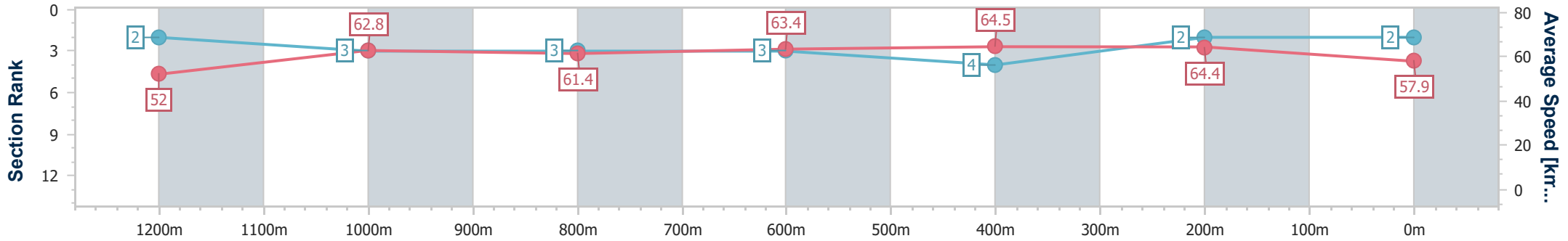


Eagle Farm QLD Professional  
 Race 9: BUY A QTIS YEARLING 11-12 MARCH QTIS Three-Year-Old Handicap - 1400m  
 02 March 2024 - 17:09  
 Track Rating: Good 4, Weather: Fine, Rail Position: +7m Entire



BRISBANE RACING CLUB

Section	Overall	1200m	1000m	800m	600m	400m	200m
Section Times	1:23.71 [2] (0:13.87)	1:09.84 [2] (0:11.50)	0:58.34 [3] (0:11.60)	0:46.74 [3] (0:11.66)	0:35.08 [3] (0:11.50)	0:23.58 [4] (0:11.19)	0:12.39 [2] (0:12.39)
Average Speed [km/h]	52.0	62.8	61.4	63.4	64.5	64.4	57.9
Top Speed [km/h]	65.5	63.9	63.3	65.0	67.7	68.1	61.6
Avg. Dist. to Rail [m]	8.2	2.7	2.9	5.3	6.0	5.3	6.1
Avg. Stride Freq. [Hz]	2.3	2.4	2.3	2.3	2.4	2.4	2.3
Avg. Stride Length [m]	6.2	7.3	7.4	7.6	7.5	7.4	6.9



- [ ] Ranking at each section and finish
- .-.- No data available at this section
- NA No data available



Horse/Jockey Name	Grand Meteor
Final Rank	3
Fastest Section Time (Section)	0:11.19 (1200m)
Top Speed [km/h] (Section)	65.6 (400m)
Race State	Finished

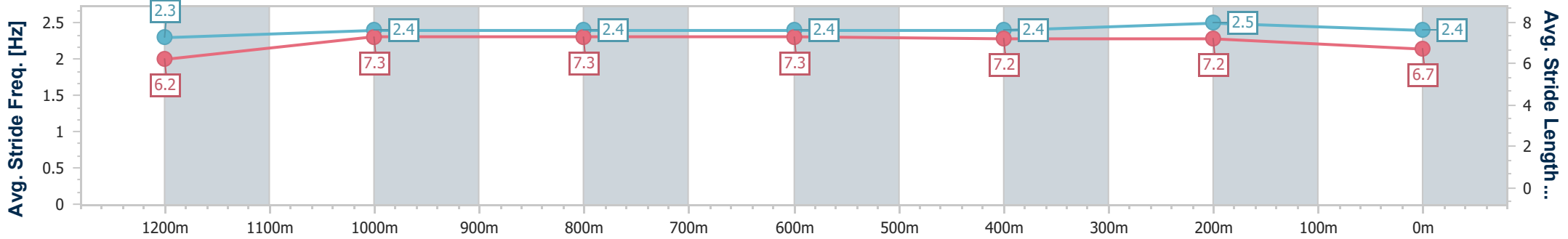
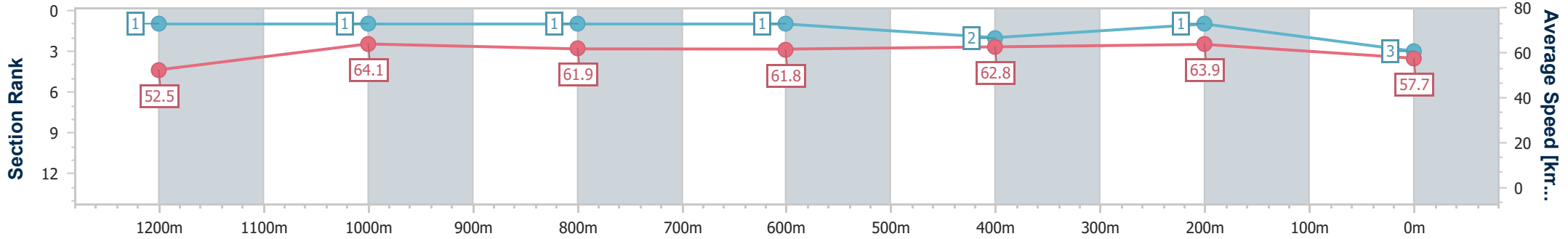


Eagle Farm QLD Professional  
 Race 9: BUY A QTIS YEARLING 11-12 MARCH QTIS Three-Year-Old Handicap - 1400m  
 02 March 2024 - 17:09  
 Track Rating: Good 4, Weather: Fine, Rail Position: +7m Entire



BRISBANE RACING CLUB

Section	Overall	1200m	1000m	800m	600m	400m	200m
Section Times	1:23.73 [3] (0:13.79)	1:09.94 [1] (0:11.19)	0:58.75 [1] (0:11.79)	0:46.96 [1] (0:11.71)	0:35.25 [1] (0:11.52)	0:23.73 [2] (0:11.25)	0:12.48 [1] (0:12.48)
Average Speed [km/h]	52.5	64.1	61.9	61.8	62.8	63.9	57.7
Top Speed [km/h]	64.7	65.4	63.0	63.2	65.1	65.6	61.1
Avg. Dist. to Rail [m]	6.6	1.6	2.1	1.3	0.6	1.7	1.4
Avg. Stride Freq. [Hz]	2.3	2.4	2.4	2.4	2.4	2.5	2.4
Avg. Stride Length [m]	6.2	7.3	7.3	7.3	7.2	7.2	6.7



- [ ] Ranking at each section and finish
- .-.- No data available at this section
- NA No data available



Horse/Jockey Name	Meat Pie Artie
Final Rank	4
Fastest Section Time (Section)	0:11.12 (400m)
Top Speed [km/h] (Section)	67.2 (400m)
Race State	Finished

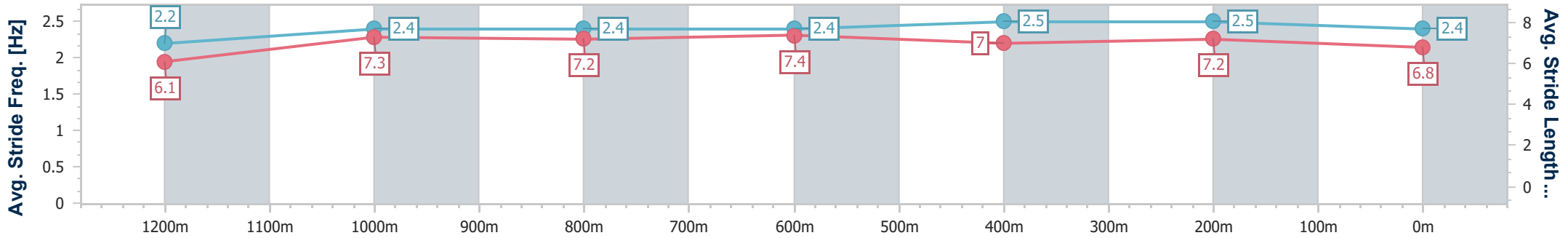
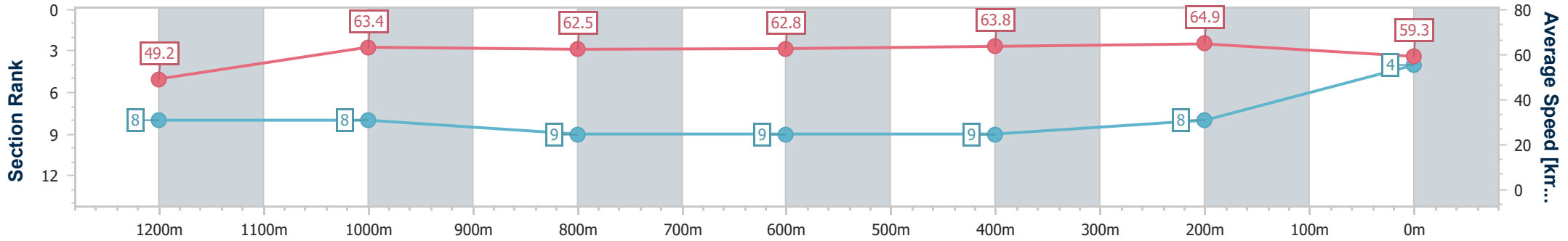


Eagle Farm QLD Professional  
 Race 9: BUY A QTIS YEARLING 11-12 MARCH QTIS Three-Year-Old Handicap - 1400m  
 02 March 2024 - 17:09  
 Track Rating: Good 4, Weather: Fine, Rail Position: +7m Entire



BRISBANE RACING CLUB

Section	Overall	1200m	1000m	800m	600m	400m	200m
Section Times	1:23.88 [4] (0:14.68)	1:09.20 [8] (0:11.36)	0:57.84 [8] (0:11.64)	0:46.20 [9] (0:11.55)	0:34.65 [9] (0:11.41)	0:23.24 [9] (0:11.12)	0:12.12 [8] (0:12.12)
Average Speed [km/h]	49.2	63.4	62.5	62.8	63.8	64.9	59.3
Top Speed [km/h]	63.4	64.5	63.4	63.6	65.1	67.2	61.4
Avg. Dist. to Rail [m]	4.6	2.3	1.8	1.4	2.3	3.8	4.2
Avg. Stride Freq. [Hz]	2.2	2.4	2.4	2.4	2.5	2.5	2.4
Avg. Stride Length [m]	6.1	7.3	7.2	7.4	7.0	7.2	6.8



- [ ] Ranking at each section and finish
- .-.- No data available at this section
- NA No data available



Horse/Jockey Name	Miss Sha Blue
Final Rank	5
Fastest Section Time (Section)	0:11.19 (600m)
Top Speed [km/h] (Section)	67.4 (400m)
Race State	Finished

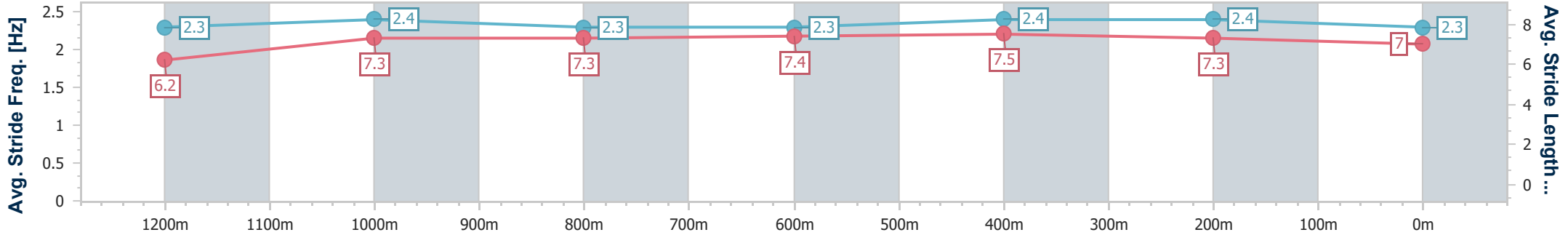
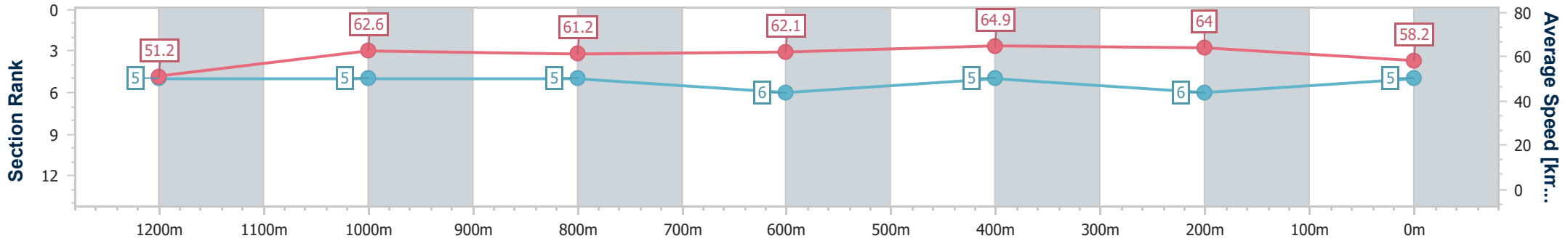


Eagle Farm QLD Professional  
 Race 9: BUY A QTIS YEARLING 11-12 MARCH QTIS Three-Year-Old Handicap - 1400m  
 02 March 2024 - 17:09  
 Track Rating: Good 4, Weather: Fine, Rail Position: +7m Entire



BRISBANE RACING CLUB

Section	Overall	1200m	1000m	800m	600m	400m	200m
Section Times	1:23.90 [5] (0:14.05)	1:09.85 [5] (0:11.56)	0:58.29 [5] (0:11.86)	0:46.43 [5] (0:11.64)	0:34.79 [6] (0:11.19)	0:23.60 [5] (0:11.24)	0:12.36 [6] (0:12.36)
Average Speed [km/h]	51.2	62.6	61.2	62.1	64.9	64.0	58.2
Top Speed [km/h]	63.0	64.4	62.7	63.7	66.4	67.4	60.8
Avg. Dist. to Rail [m]	3.4	1.8	1.8	1.8	1.1	3.7	4.1
Avg. Stride Freq. [Hz]	2.3	2.4	2.3	2.3	2.4	2.4	2.3
Avg. Stride Length [m]	6.2	7.3	7.3	7.4	7.5	7.3	7.0



- [ ] Ranking at each section and finish
- .-.- No data available at this section
- NA No data available



Horse/Jockey Name	Three Gongs
Final Rank	6
Fastest Section Time (Section)	0:11.25 (1200m)
Top Speed [km/h] (Section)	66.3 (Overall)
Race State	Finished

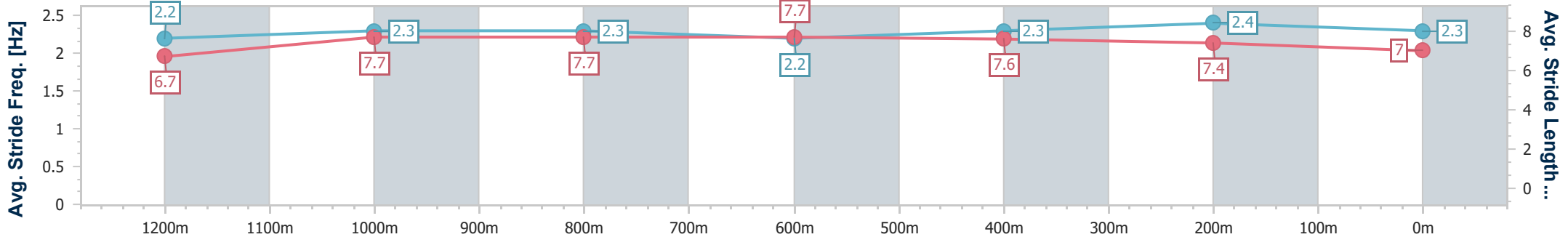
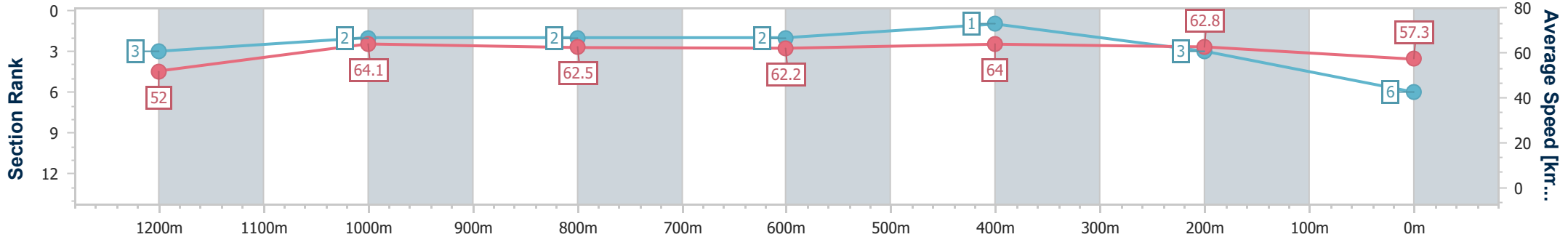


Eagle Farm QLD Professional  
 Race 9: BUY A QTIS YEARLING 11-12 MARCH QTIS Three-Year-Old Handicap - 1400m  
 02 March 2024 - 17:09  
 Track Rating: Good 4, Weather: Fine, Rail Position: +7m Entire



BRISBANE RACING CLUB

Section	Overall	1200m	1000m	800m	600m	400m	200m
Section Times	1:23.93 [6] (0:13.87)	1:10.06 [3] (0:11.25)	0:58.81 [2] (0:11.66)	0:47.15 [2] (0:11.70)	0:35.45 [2] (0:11.40)	0:24.05 [1] (0:11.46)	0:12.59 [3] (0:12.59)
Average Speed [km/h]	52.0	64.1	62.5	62.2	64.0	62.8	57.3
Top Speed [km/h]	66.3	66.2	63.1	63.3	65.6	66.2	60.3
Avg. Dist. to Rail [m]	5.1	2.6	2.1	2.6	3.1	4.8	2.7
Avg. Stride Freq. [Hz]	2.2	2.3	2.3	2.2	2.3	2.4	2.3
Avg. Stride Length [m]	6.7	7.7	7.7	7.7	7.6	7.4	7.0



- [ ] Ranking at each section and finish
- .-.- No data available at this section
- NA No data available





Horse/Jockey Name	Crimson Warning
Final Rank	7
Fastest Section Time (Section)	0:11.23 (400m)
Top Speed [km/h] (Section)	66.1 (400m)
Race State	Finished

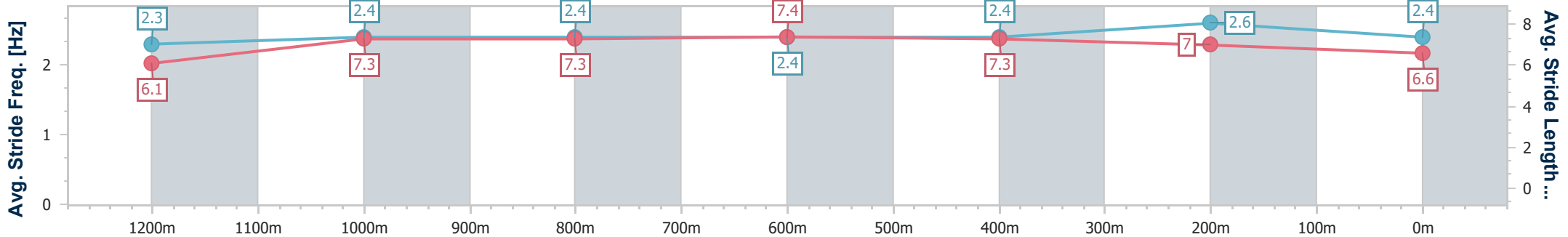
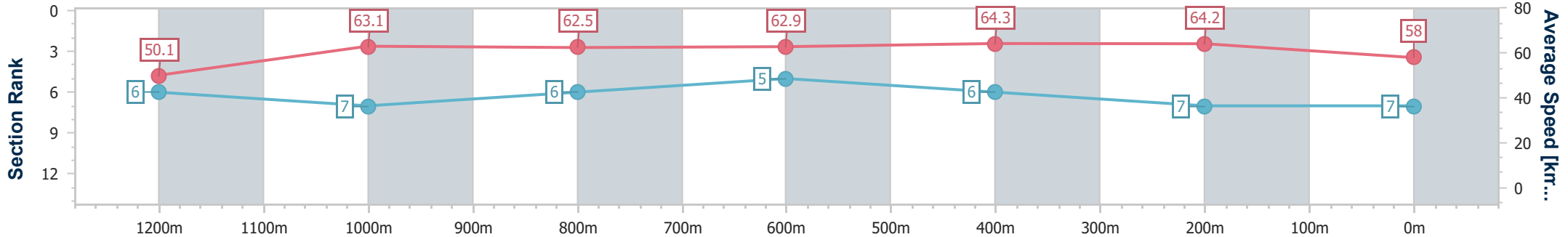


Eagle Farm QLD Professional  
 Race 9: BUY A QTIS YEARLING 11-12 MARCH QTIS Three-Year-Old Handicap - 1400m  
 02 March 2024 - 17:09  
 Track Rating: Good 4, Weather: Fine, Rail Position: +7m Entire



BRISBANE RACING CLUB

Section	Overall	1200m	1000m	800m	600m	400m	200m
Section Times	1:24.03 [7] (0:14.43)	1:09.60 [6] (0:11.41)	0:58.19 [7] (0:11.65)	0:46.54 [6] (0:11.52)	0:35.02 [5] (0:11.38)	0:23.64 [6] (0:11.23)	0:12.41 [7] (0:12.41)
Average Speed [km/h]	50.1	63.1	62.5	62.9	64.3	64.2	58.0
Top Speed [km/h]	64.9	65.1	64.0	64.2	65.6	66.1	61.8
Avg. Dist. to Rail [m]	6.4	1.6	2.0	1.6	2.9	6.1	5.7
Avg. Stride Freq. [Hz]	2.3	2.4	2.4	2.4	2.4	2.6	2.4
Avg. Stride Length [m]	6.1	7.3	7.3	7.4	7.3	7.0	6.6



- [ ] Ranking at each section and finish
- .-.- No data available at this section
- NA No data available



Horse/Jockey Name	Westoak
Final Rank	8
Fastest Section Time (Section)	0:11.31 (600m)
Top Speed [km/h] (Section)	64.9 (400m)
Race State	Finished

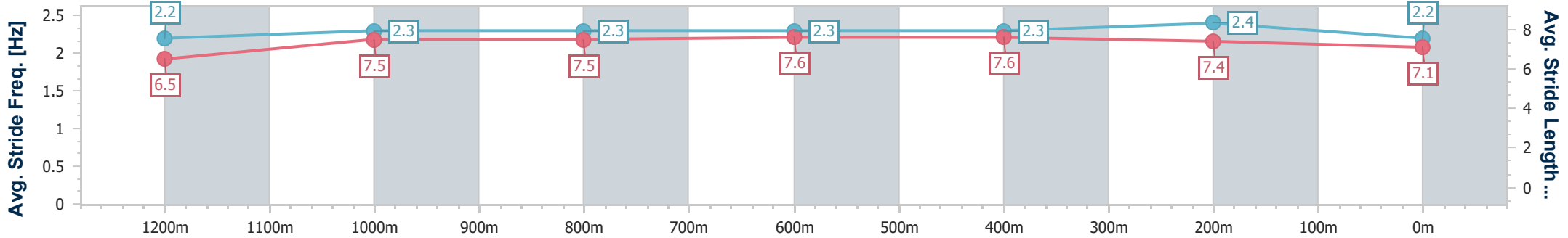
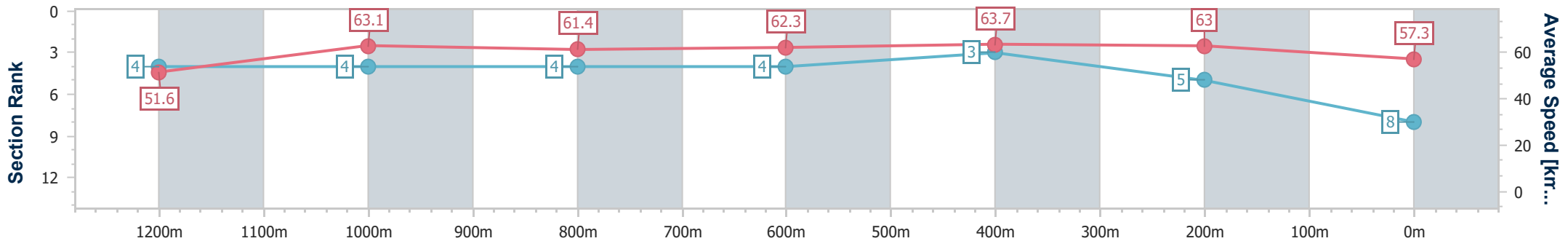


Eagle Farm QLD Professional  
 Race 9: BUY A QTIS YEARLING 11-12 MARCH QTIS Three-Year-Old Handicap - 1400m  
 02 March 2024 - 17:09  
 Track Rating: Good 4, Weather: Fine, Rail Position: +7m Entire



BRISBANE RACING CLUB

Section	Overall	1200m	1000m	800m	600m	400m	200m
Section Times	1:24.11 [8] (0:14.02)	1:10.09 [4] (0:11.42)	0:58.67 [4] (0:11.76)	0:46.91 [4] (0:11.60)	0:35.31 [4] (0:11.31)	0:24.00 [3] (0:11.42)	0:12.58 [5] (0:12.58)
Average Speed [km/h]	51.6	63.1	61.4	62.3	63.7	63.0	57.3
Top Speed [km/h]	64.5	64.4	62.6	62.6	64.6	64.9	60.8
Avg. Dist. to Rail [m]	2.7	1.9	1.2	0.3	0.2	1.4	0.6
Avg. Stride Freq. [Hz]	2.2	2.3	2.3	2.3	2.3	2.4	2.2
Avg. Stride Length [m]	6.5	7.5	7.5	7.6	7.6	7.4	7.1



- [ ] Ranking at each section and finish
- .-.- No data available at this section
- NA No data available



Horse/Jockey Name	Lissaro
Final Rank	9
Fastest Section Time (Section)	0:11.26 (400m)
Top Speed [km/h] (Section)	65.3 (400m)
Race State	Finished

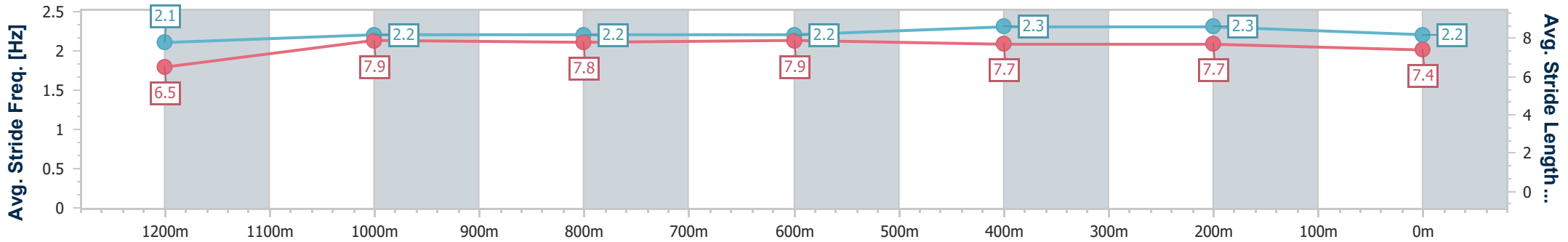
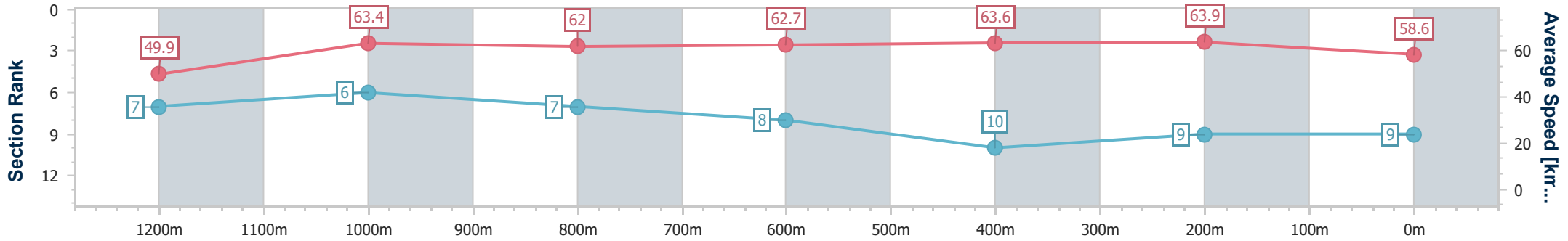


Eagle Farm QLD Professional  
 Race 9: BUY A QTIS YEARLING 11-12 MARCH QTIS Three-Year-Old Handicap - 1400m  
 02 March 2024 - 17:09  
 Track Rating: Good 4, Weather: Fine, Rail Position: +7m Entire



BRISBANE RACING CLUB

Section	Overall	1200m	1000m	800m	600m	400m	200m
Section Times	1:24.23 [9] (0:14.45)	1:09.78 [7] (0:11.38)	0:58.40 [6] (0:11.79)	0:46.61 [7] (0:11.60)	0:35.01 [8] (0:11.46)	0:23.55 [10] (0:11.26)	0:12.29 [9] (0:12.29)
Average Speed [km/h]	49.9	63.4	62.0	62.7	63.6	63.9	58.6
Top Speed [km/h]	64.2	64.4	63.5	63.6	65.0	65.3	62.0
Avg. Dist. to Rail [m]	4.9	1.5	2.8	2.5	2.7	3.1	2.6
Avg. Stride Freq. [Hz]	2.1	2.2	2.2	2.2	2.3	2.3	2.2
Avg. Stride Length [m]	6.5	7.9	7.8	7.9	7.7	7.7	7.4



- [ ] Ranking at each section and finish
- .-.- No data available at this section
- NA No data available



Horse/Jockey Name	Hyde Park
Final Rank	10
Fastest Section Time (Section)	0:11.33 (600m)
Top Speed [km/h] (Section)	65.4 (600m)
Race State	Finished

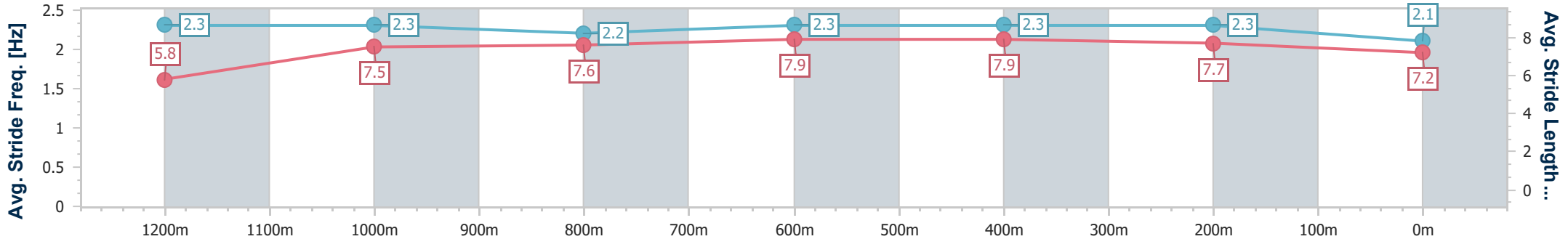
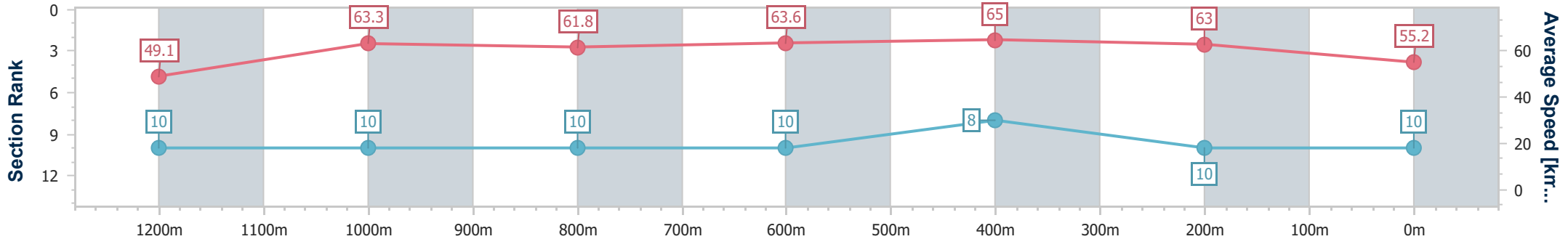


Eagle Farm QLD Professional  
 Race 9: BUY A QTIS YEARLING 11-12 MARCH QTIS Three-Year-Old Handicap - 1400m  
 02 March 2024 - 17:09  
 Track Rating: Good 4, Weather: Fine, Rail Position: +7m Entire



BRISBANE RACING CLUB

Section	Overall	1200m	1000m	800m	600m	400m	200m
Section Times	1:25.10 [10] (0:14.72)	1:10.38 [10] (0:11.39)	0:58.99 [10] (0:11.74)	0:47.25 [10] (0:11.45)	0:35.80 [10] (0:11.33)	0:24.47 [8] (0:11.45)	0:13.02 [10] (0:13.02)
Average Speed [km/h]	49.1	63.3	61.8	63.6	65.0	63.0	55.2
Top Speed [km/h]	62.6	64.3	62.3	65.2	65.4	65.1	59.5
Avg. Dist. to Rail [m]	3.2	1.8	1.6	2.4	4.8	7.9	6.8
Avg. Stride Freq. [Hz]	2.3	2.3	2.2	2.3	2.3	2.3	2.1
Avg. Stride Length [m]	5.8	7.5	7.6	7.9	7.9	7.7	7.2



- [ ] Ranking at each section and finish
- .-.- No data available at this section
- NA No data available