



Eagle Farm QLD Professional

Race 7: BYRON BAY LEMON SQUASH BENCHMARK 70 Handicap - 1200m

02 March 2024 - 15:48



BRISBANE
RACING CLUB

Track Rating: Good 4, Weather: Fine, Rail Position: +7m Entire

Section												Last 600m		
Field Times		Overall	1000m	800m	600m	400m	200m						0:35.24	
		1:09.78 (0:13.23)	0:56.55 (0:10.54)	0:46.01 (0:10.77)	0:35.24 (0:11.07)	0:24.17 (0:11.63)	0:12.54 (0:12.54)							
Rank	TAB	Horse/Jockey	Barrier	Top Speed [km/h]	Fastest Section								Margin	Distance Travelled [m]
1	8	EVOCATOR Tahlia Fenlon	8	70.0 1000m	0:10.76 1000m	1:09.78 [1] (0:14.47)	0:55.31 [11] (0:10.76)	0:44.55 [11] (0:10.77)	0:33.78 [11] (0:10.95)	0:22.83 [11] (0:10.99)	0:11.84 [8] (0:11.84)	1:09.78	0:33.78	
2	20	DEFERENTIAL Damien Thornton	20	68.7 800m	0:10.57 1000m	1:09.84 [2] (0:14.44)	0:55.40 [10] (0:10.57)	0:44.83 [8] (0:10.66)	0:34.17 [7] (0:11.08)	0:23.09 [8] (0:11.09)	0:12.00 [5] (0:12.00)	0.36L	0:34.17	-6
3	10	STARRY EYES Robbie Dolan	10	67.8 1000m	0:10.88 1000m	1:09.93 [3] (0:13.81)	0:56.12 [4] (0:10.88)	0:45.24 [6] (0:10.89)	0:34.35 [6] (0:10.99)	0:23.36 [6] (0:11.26)	0:12.10 [4] (0:12.10)	0.91L	0:34.35	-3
4	15	BARISTASISTA Angela Jones	15	68.6 1000m	0:10.77 1000m	1:10.13 [4] (0:13.63)	0:56.50 [3] (0:10.77)	0:45.73 [3] (0:10.92)	0:34.81 [4] (0:11.11)	0:23.70 [4] (0:11.31)	0:12.39 [3] (0:12.39)	2.1L	0:34.81	+1
5	13	STRAPPARSI Bailey Wheeler	13	69.8 600m	0:10.82 1000m	1:10.26 [5] (0:13.94)	0:56.32 [6] (0:10.82)	0:45.50 [7] (0:10.93)	0:34.57 [8] (0:11.02)	0:23.55 [7] (0:11.13)	0:12.42 [6] (0:12.42)	2.85L	0:34.57	+5
6	5	TREPORTI Jake Molloy	5	68.8 600m	0:10.82 800m	1:10.28 [6] (0:14.04)	0:56.24 [7] (0:11.07)	0:45.17 [10] (0:10.82)	0:34.35 [10] (0:10.94)	0:23.41 [10] (0:11.14)	0:12.27 [9] (0:12.27)	2.97L	0:34.35	+8
7	14	CAMPAI Yvette Lewis	14	71.9 1000m	0:10.54 1000m	1:10.32 [7] (0:13.23)	0:57.09 [1] (0:10.54)	0:46.55 [1] (0:10.77)	0:35.78 [1] (0:11.07)	0:24.71 [1] (0:11.63)	0:13.08 [1] (0:13.08)	3.18L	0:35.78	+7
8	16	CARRIBEAN KING Brodie Loy	16	68.8 1000m	0:10.72 800m	1:10.71 [8] (0:14.17)	0:56.54 [9] (0:10.89)	0:45.65 [9] (0:10.72)	0:34.93 [9] (0:11.00)	0:23.93 [9] (0:11.25)	0:12.68 [11] (0:12.68)	5.49L	0:34.93	+3
9	17	WHAT A SHAM Sean Cormack	17	68.5 1000m	0:10.76 800m	1:10.72 [9] (0:13.91)	0:56.81 [5] (0:10.78)	0:46.03 [5] (0:10.76)	0:35.27 [5] (0:11.11)	0:24.16 [5] (0:11.46)	0:12.70 [10] (0:12.70)	5.54L	0:35.27	+3
10	9	ORLABENT James Orman	9	69.0 1000m	0:10.72 1000m	1:10.77 [10] (0:13.37)	0:57.40 [2] (0:10.72)	0:46.68 [2] (0:10.92)	0:35.76 [2] (0:11.21)	0:24.55 [2] (0:11.47)	0:13.08 [2] (0:13.08)	5.83L	0:35.76	+1

Scratched: Renouf (#1), Bowrider (#6), Royal Exit (#4), Maximum Vortex (#12), Oakfield Duke (#11), Deep Blast (#7), Princess Tenko (#2), Dune And Dusted (#18), Banana Slide (#19)

Report Created: Sat 2 March 2024 16:03 GMT+10 (Note: Timing is based on position data)

Page 1/13

[] Ranking at each section and finish
 -:-:- No data available at this section
 NA No data available
 SCN Saddle cloth number
 DNF Did not finish
 DNT Did not track

data processed by TRIPLES DATA



Eagle Farm QLD Professional
Race 7: BYRON BAY LEMON SQUASH BENCHMARK 70 Handicap - 1200m
02 March 2024 - 15:48



Track Rating: Good 4, Weather: Fine, Rail Position: +7m Entire

Section	Overall	1000m	800m	600m	400m	200m	Last 600m
Field Times	1:09.78 (0:13.23)	0:56.55 (0:10.54)	0:46.01 (0:10.77)	0:35.24 (0:11.07)	0:24.17 (0:11.63)	0:12.54 (0:12.54)	0:35.24

Rank	TAB	Horse/Jockey	Barrier	Top Speed [km/h]	Fastest Section	Margin	Distance Travelled [m]
11	3	MAGNUS BELLAGIO	3	70.4	0:10.35	1:11.15 [11]	
		Cejay Graham		1000m	1000m	0:14.15	
						0:57.00 [8]	
						0:46.65 [4]	
						0:35.87 [3]	
						0:24.91 [3]	
						0:13.31 [6]	
						8.05L	
						0:35.87	
						-8	

Scratched: Renouf (#1), Bowrider (#6), Royal Exit (#4), Maximum Vortex (#12), Oakfield Duke (#11), Deep Blast (#7), Princess Tenko (#2), Dune And Dusted (#18), Banana Slide (#19)

[] Ranking at each section and finish
 -:-:- No data available at this section
 NA No data available

SCN Saddle cloth number
 DNF Did not finish
 DNT Did not track



Horse/Jockey Name	Evocator
Final Rank	1
Fastest Section Time (Section)	0:10.76 (1000m)
Top Speed [km/h] (Section)	70.0 (1000m)
Race State	Finished

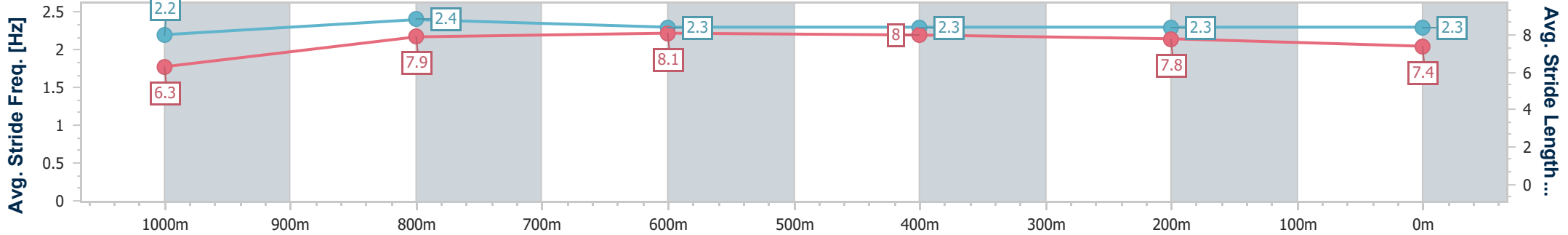
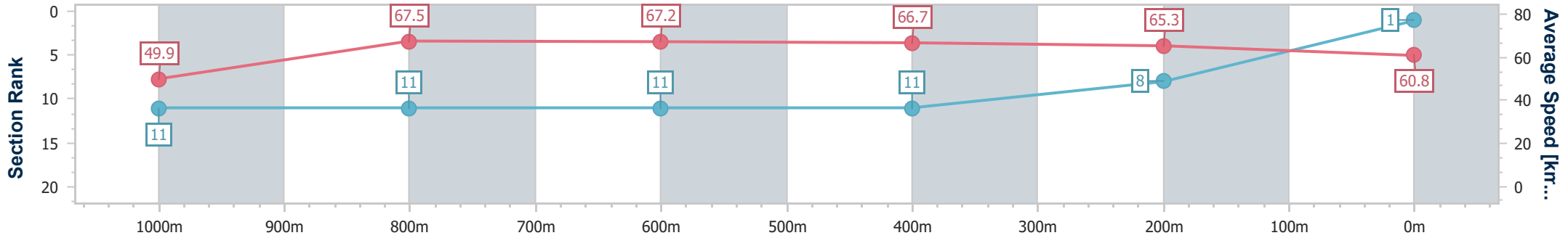


Eagle Farm QLD Professional
 Race 7: BYRON BAY LEMON SQUASH BENCHMARK 70
 Handicap - 1200m
 02 March 2024 - 15:48
 Track Rating: Good 4, Weather: Fine, Rail Position: +7m Entire



BRISBANE
 RACING CLUB

Section	Overall	1000m	800m	600m	400m	200m
Section Times	1:09.78 [1] (0:14.47)	0:55.31 [11] (0:10.76)	0:44.55 [11] (0:10.77)	0:33.78 [11] (0:10.95)	0:22.83 [11] (0:10.99)	0:11.84 [8] (0:11.84)
Average Speed [km/h]	49.9	67.5	67.2	66.7	65.3	60.8
Top Speed [km/h]	64.7	70.0	67.9	67.4	67.0	63.6
Avg. Dist. to Rail [m]	2.4	2.4	1.3	2.1	3.2	3.0
Avg. Stride Freq. [Hz]	2.2	2.4	2.3	2.3	2.3	2.3
Avg. Stride Length [m]	6.3	7.9	8.1	8.0	7.8	7.4



- [] Ranking at each section and finish
- .-.- No data available at this section
- NA No data available



Horse/Jockey Name	Deferential
Final Rank	2
Fastest Section Time (Section)	0:10.57 (1000m)
Top Speed [km/h] (Section)	68.7 (800m)
Race State	Finished

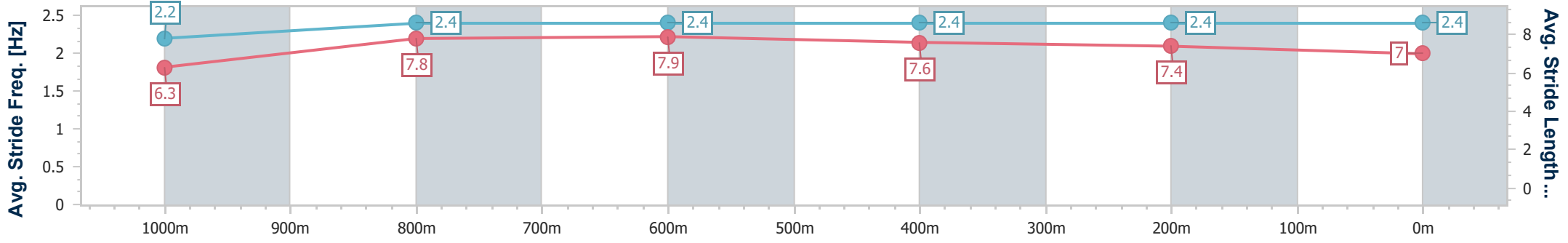
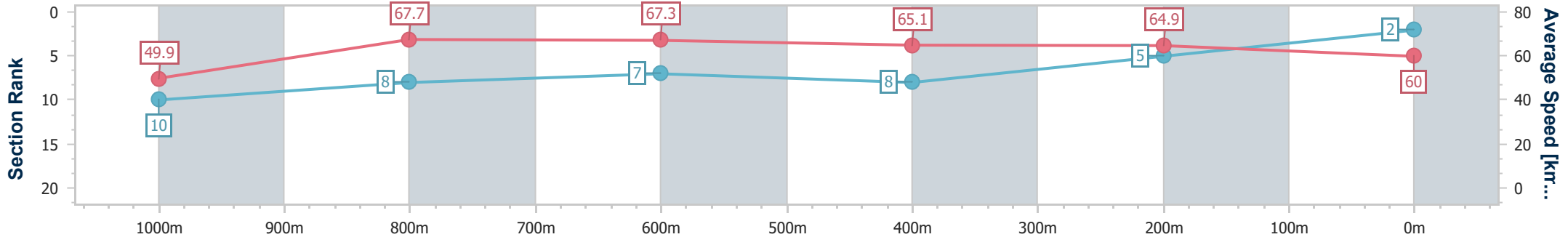


Eagle Farm QLD Professional
 Race 7: BYRON BAY LEMON SQUASH BENCHMARK 70
 Handicap - 1200m
 02 March 2024 - 15:48
 Track Rating: Good 4, Weather: Fine, Rail Position: +7m Entire



BRISBANE
 RACING CLUB

Section	Overall	1000m	800m	600m	400m	200m
Section Times	1:09.84 [2] (0:14.44)	0:55.40 [10] (0:10.57)	0:44.83 [8] (0:10.66)	0:34.17 [7] (0:11.08)	0:23.09 [8] (0:11.09)	0:12.00 [5] (0:12.00)
Average Speed [km/h]	49.9	67.7	67.3	65.1	64.9	60.0
Top Speed [km/h]	66.3	68.6	68.7	66.2	66.1	62.3
Avg. Dist. to Rail [m]	1.3	1.3	1.2	0.9	3.7	5.5
Avg. Stride Freq. [Hz]	2.2	2.4	2.4	2.4	2.4	2.4
Avg. Stride Length [m]	6.3	7.8	7.9	7.6	7.4	7.0



- [] Ranking at each section and finish
- .-.- No data available at this section
- NA No data available



Horse/Jockey Name	Starry Eyes
Final Rank	3
Fastest Section Time (Section)	0:10.88 (1000m)
Top Speed [km/h] (Section)	67.8 (1000m)
Race State	Finished

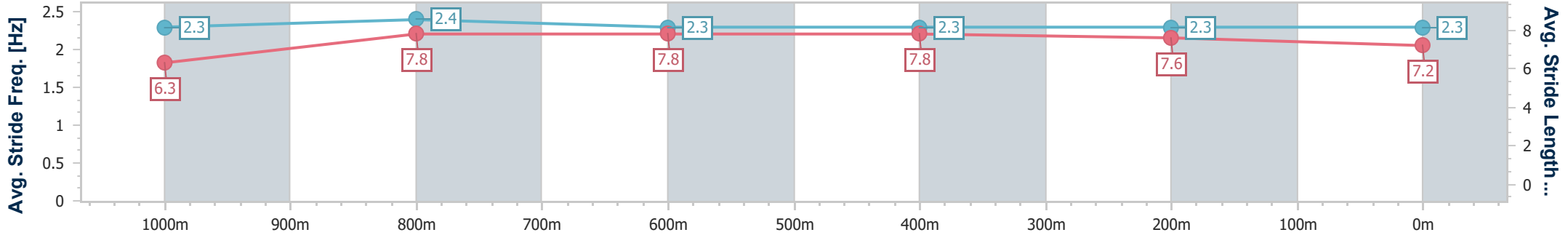
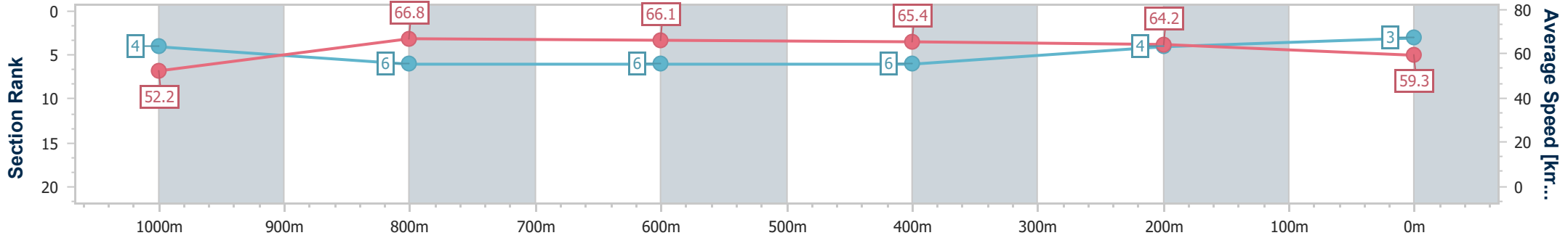


Eagle Farm QLD Professional
 Race 7: BYRON BAY LEMON SQUASH BENCHMARK 70
 Handicap - 1200m
 02 March 2024 - 15:48
 Track Rating: Good 4, Weather: Fine, Rail Position: +7m Entire



BRISBANE
 RACING CLUB

Section	Overall	1000m	800m	600m	400m	200m
Section Times	1:09.93 [3] (0:13.81)	0:56.12 [4] (0:10.88)	0:45.24 [6] (0:10.89)	0:34.35 [6] (0:10.99)	0:23.36 [6] (0:11.26)	0:12.10 [4]
Average Speed [km/h]	52.2	66.8	66.1	65.4	64.2	59.3
Top Speed [km/h]	66.9	67.8	67.6	66.5	64.6	62.4
Avg. Dist. to Rail [m]	2.1	1.4	0.8	0.4	1.0	0.8
Avg. Stride Freq. [Hz]	2.3	2.4	2.3	2.3	2.3	2.3
Avg. Stride Length [m]	6.3	7.8	7.8	7.8	7.6	7.2



- [] Ranking at each section and finish
- .-.- No data available at this section
- NA No data available



Horse/Jockey Name	Baristasista
Final Rank	4
Fastest Section Time (Section)	0:10.77 (1000m)
Top Speed [km/h] (Section)	68.6 (1000m)
Race State	Finished

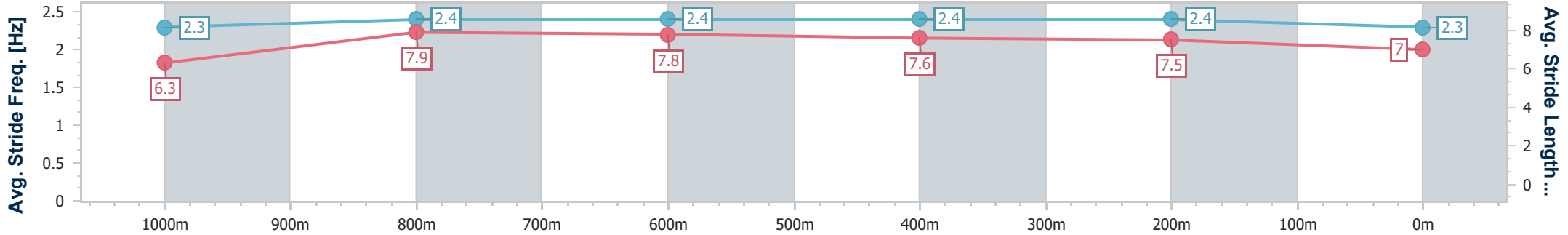
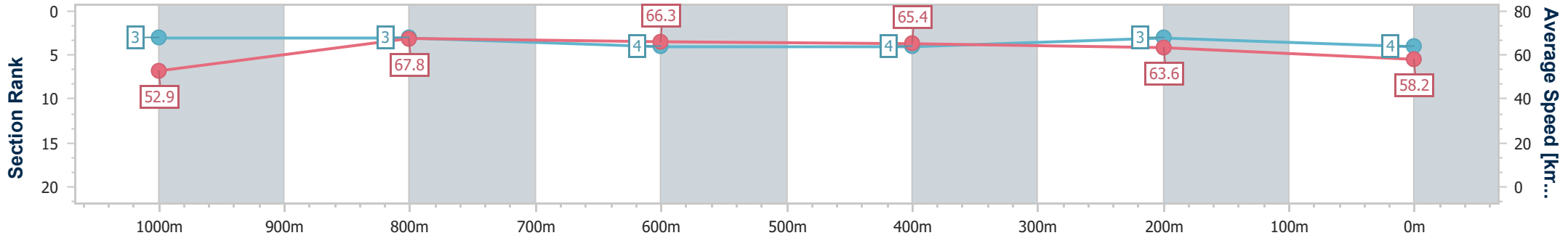


Eagle Farm QLD Professional
 Race 7: BYRON BAY LEMON SQUASH BENCHMARK 70
 Handicap - 1200m
 02 March 2024 - 15:48
 Track Rating: Good 4, Weather: Fine, Rail Position: +7m Entire



BRISBANE
 RACING CLUB

Section	Overall	1000m	800m	600m	400m	200m
Section Times	1:10.13 [4] (0:13.63)	0:56.50 [3] (0:10.77)	0:45.73 [3] (0:10.92)	0:34.81 [4] (0:11.11)	0:23.70 [4] (0:11.31)	0:12.39 [3] (0:12.39)
Average Speed [km/h]	52.9	67.8	66.3	65.4	63.6	58.2
Top Speed [km/h]	67.2	68.6	67.8	66.6	66.7	61.6
Avg. Dist. to Rail [m]	8.0	2.5	0.9	2.4	5.8	8.3
Avg. Stride Freq. [Hz]	2.3	2.4	2.4	2.4	2.4	2.3
Avg. Stride Length [m]	6.3	7.9	7.8	7.6	7.5	7.0



- [] Ranking at each section and finish
- .-.- No data available at this section
- NA No data available



Horse/Jockey Name	Strapparsi
Final Rank	5
Fastest Section Time (Section)	0:10.82 (1000m)
Top Speed [km/h] (Section)	69.8 (600m)
Race State	Finished

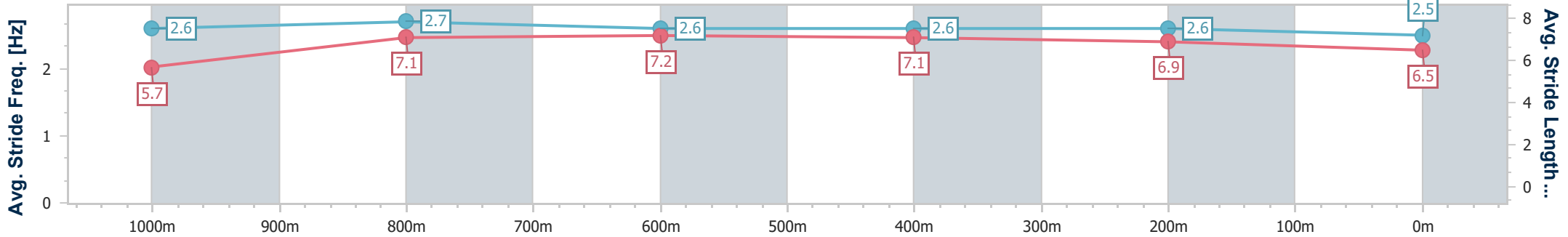
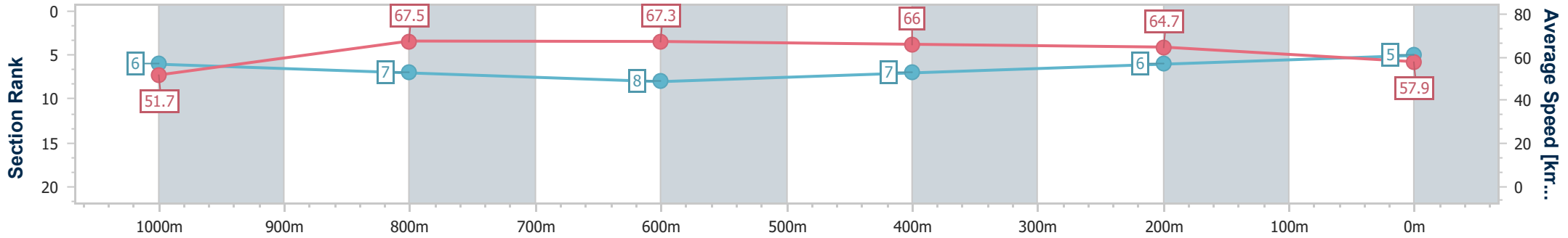


Eagle Farm QLD Professional
 Race 7: BYRON BAY LEMON SQUASH BENCHMARK 70
 Handicap - 1200m
 02 March 2024 - 15:48
 Track Rating: Good 4, Weather: Fine, Rail Position: +7m Entire



BRISBANE
 RACING CLUB

Section	Overall	1000m	800m	600m	400m	200m
Section Times	1:10.26 [5] (0:13.94)	0:56.32 [6] (0:10.82)	0:45.50 [7] (0:10.93)	0:34.57 [8] (0:11.02)	0:23.55 [7] (0:11.13)	0:12.42 [6] (0:12.42)
Average Speed [km/h]	51.7	67.5	67.3	66.0	64.7	57.9
Top Speed [km/h]	66.2	69.0	69.1	69.8	67.7	62.4
Avg. Dist. to Rail [m]	6.5	3.1	4.1	2.1	2.3	3.2
Avg. Stride Freq. [Hz]	2.6	2.7	2.6	2.6	2.6	2.5
Avg. Stride Length [m]	5.7	7.1	7.2	7.1	6.9	6.5



- [] Ranking at each section and finish
- .-.- No data available at this section
- NA No data available



Horse/Jockey Name	Treporti
Final Rank	6
Fastest Section Time (Section)	0:10.82 (800m)
Top Speed [km/h] (Section)	68.8 (600m)
Race State	Finished

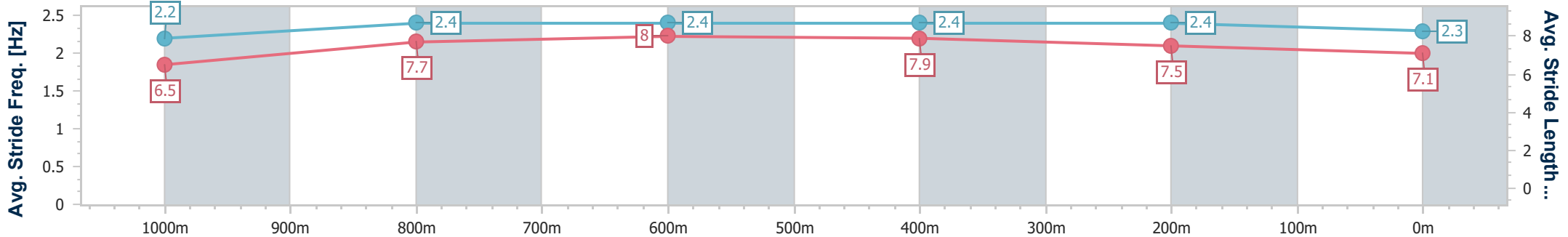
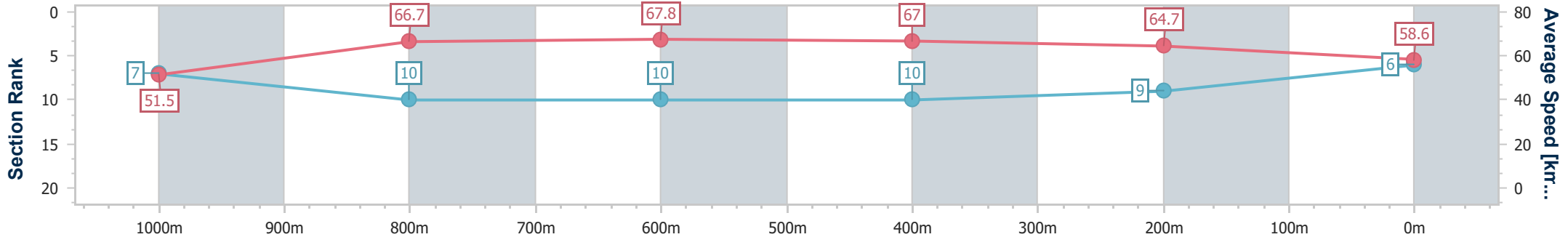


Eagle Farm QLD Professional
 Race 7: BYRON BAY LEMON SQUASH BENCHMARK 70
 Handicap - 1200m
 02 March 2024 - 15:48
 Track Rating: Good 4, Weather: Fine, Rail Position: +7m Entire



BRISBANE
 RACING CLUB

Section	Overall	1000m	800m	600m	400m	200m
Section Times	1:10.28 [6] (0:14.04)	0:56.24 [7] (0:11.07)	0:45.17 [10] (0:10.82)	0:34.35 [10] (0:10.94)	0:23.41 [10] (0:11.14)	0:12.27 [9] (0:12.27)
Average Speed [km/h]	51.5	66.7	67.8	67.0	64.7	58.6
Top Speed [km/h]	63.3	67.7	68.5	68.8	65.7	61.4
Avg. Dist. to Rail [m]	2.3	4.6	4.7	3.3	6.5	8.4
Avg. Stride Freq. [Hz]	2.2	2.4	2.4	2.4	2.4	2.3
Avg. Stride Length [m]	6.5	7.7	8.0	7.9	7.5	7.1



- [] Ranking at each section and finish
- .-.- No data available at this section
- NA No data available



Horse/Jockey Name	Campai
Final Rank	7
Fastest Section Time (Section)	0:10.54 (1000m)
Top Speed [km/h] (Section)	71.9 (1000m)
Race State	Finished

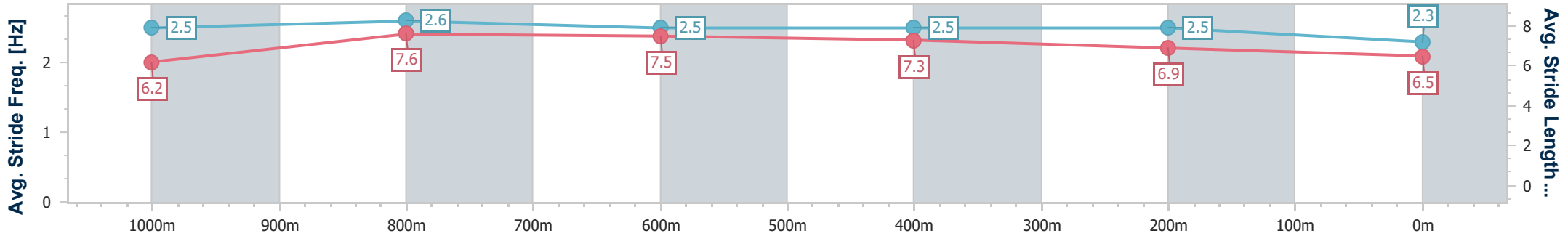
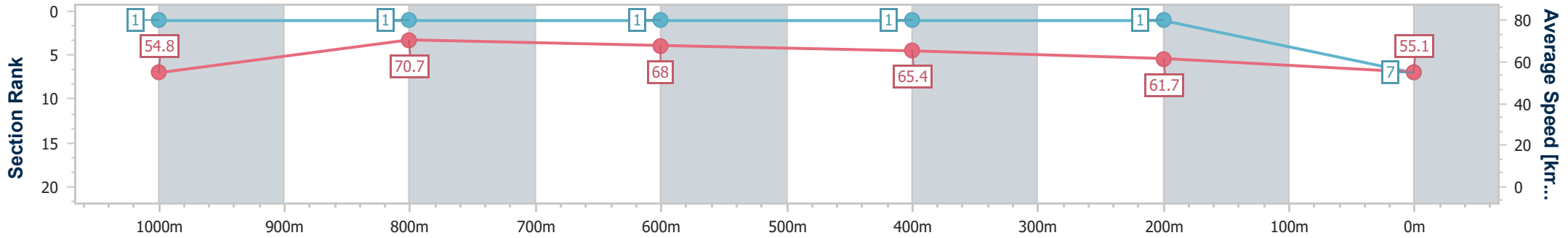


Eagle Farm QLD Professional
 Race 7: BYRON BAY LEMON SQUASH BENCHMARK 70
 Handicap - 1200m
 02 March 2024 - 15:48
 Track Rating: Good 4, Weather: Fine, Rail Position: +7m Entire



BRISBANE
 RACING CLUB

Section	Overall	1000m	800m	600m	400m	200m
Section Times	1:10.32 [7] (0:13.23)	0:57.09 [1] (0:10.54)	0:46.55 [1] (0:10.77)	0:35.78 [1] (0:11.07)	0:24.71 [1] (0:11.63)	0:13.08 [1] (0:13.08)
Average Speed [km/h]	54.8	70.7	68.0	65.4	61.7	55.1
Top Speed [km/h]	69.6	71.9	70.6	66.8	64.0	58.6
Avg. Dist. to Rail [m]	14.8	6.7	3.2	0.9	3.0	3.0
Avg. Stride Freq. [Hz]	2.5	2.6	2.5	2.5	2.5	2.3
Avg. Stride Length [m]	6.2	7.6	7.5	7.3	6.9	6.5



- [] Ranking at each section and finish
- .-.- No data available at this section
- NA No data available



Horse/Jockey Name	Carribbean King
Final Rank	8
Fastest Section Time (Section)	0:10.72 (800m)
Top Speed [km/h] (Section)	68.8 (1000m)
Race State	Finished

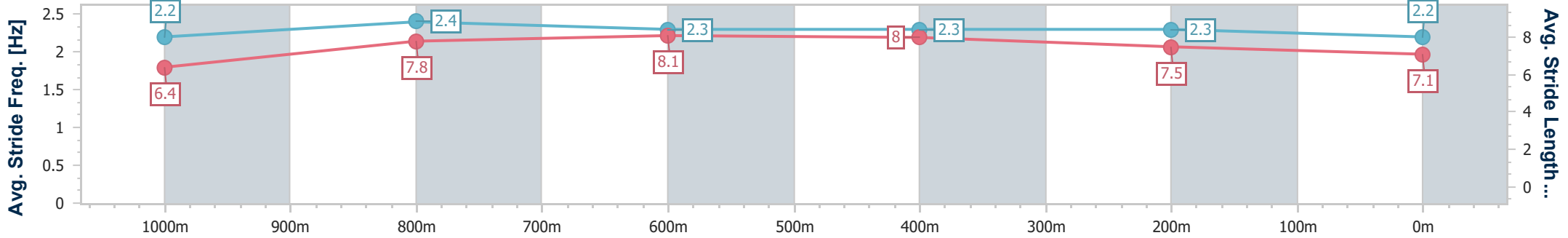
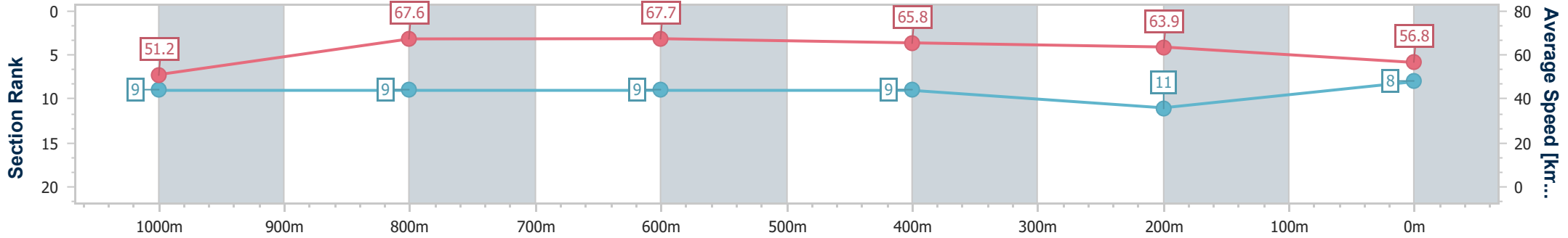


Eagle Farm QLD Professional
 Race 7: BYRON BAY LEMON SQUASH BENCHMARK 70
 Handicap - 1200m
 02 March 2024 - 15:48
 Track Rating: Good 4, Weather: Fine, Rail Position: +7m Entire



BRISBANE
 RACING CLUB

Section	Overall	1000m	800m	600m	400m	200m
Section Times	1:10.71 [8] (0:14.17)	0:56.54 [9] (0:10.89)	0:45.65 [9] (0:10.72)	0:34.93 [9] (0:11.00)	0:23.93 [9] (0:11.25)	0:12.68 [11] (0:12.68)
Average Speed [km/h]	51.2	67.6	67.7	65.8	63.9	56.8
Top Speed [km/h]	67.1	68.8	68.3	67.0	66.2	61.4
Avg. Dist. to Rail [m]	9.2	4.8	1.4	0.9	4.2	6.7
Avg. Stride Freq. [Hz]	2.2	2.4	2.3	2.3	2.3	2.2
Avg. Stride Length [m]	6.4	7.8	8.1	8.0	7.5	7.1



- [] Ranking at each section and finish
- .-.- No data available at this section
- NA No data available



Horse/Jockey Name	What A Sham
Final Rank	9
Fastest Section Time (Section)	0:10.76 (800m)
Top Speed [km/h] (Section)	68.5 (1000m)
Race State	Finished

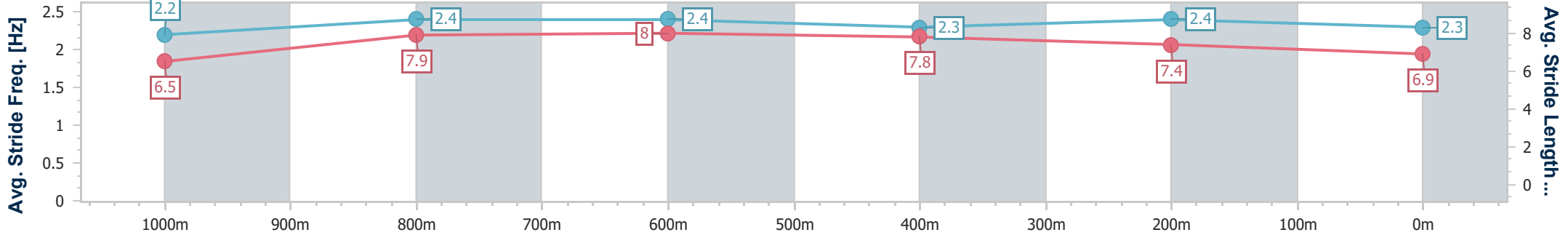
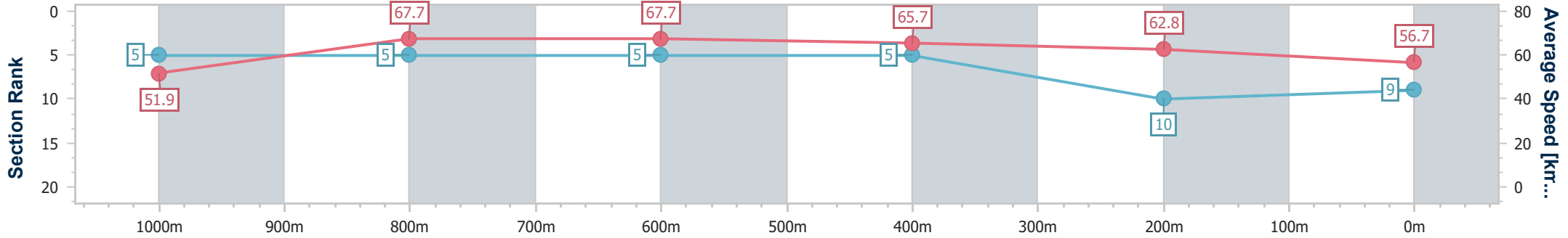


Eagle Farm QLD Professional
 Race 7: BYRON BAY LEMON SQUASH BENCHMARK 70
 Handicap - 1200m
 02 March 2024 - 15:48
 Track Rating: Good 4, Weather: Fine, Rail Position: +7m Entire



BRISBANE
 RACING CLUB

Section	Overall	1000m	800m	600m	400m	200m
Section Times	1:10.72 [9] (0:13.91)	0:56.81 [5] (0:10.78)	0:46.03 [5] (0:10.76)	0:35.27 [5] (0:11.11)	0:24.16 [5] (0:11.46)	0:12.70 [10] (0:12.70)
Average Speed [km/h]	51.9	67.7	67.7	65.7	62.8	56.7
Top Speed [km/h]	68.4	68.5	68.4	66.8	66.3	60.2
Avg. Dist. to Rail [m]	6.3	3.2	1.7	3.1	4.3	2.4
Avg. Stride Freq. [Hz]	2.2	2.4	2.4	2.3	2.4	2.3
Avg. Stride Length [m]	6.5	7.9	8.0	7.8	7.4	6.9



- [] Ranking at each section and finish
- .-.- No data available at this section
- NA No data available



Horse/Jockey Name	Orlabent
Final Rank	10
Fastest Section Time (Section)	0:10.72 (1000m)
Top Speed [km/h] (Section)	69.0 (1000m)
Race State	Finished

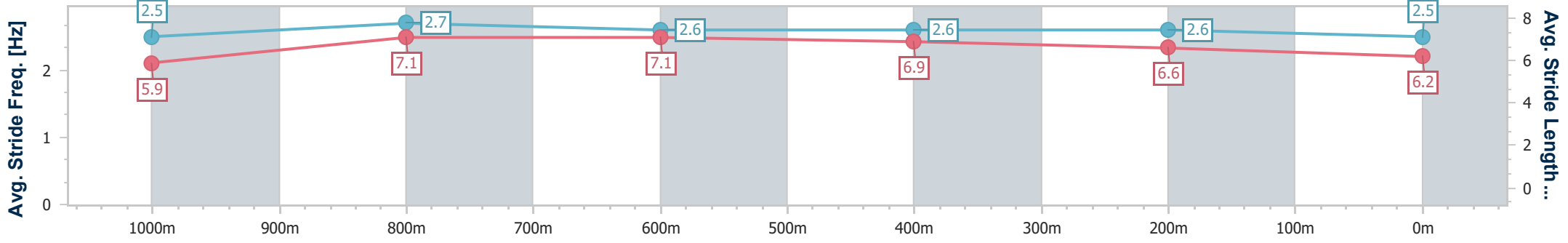
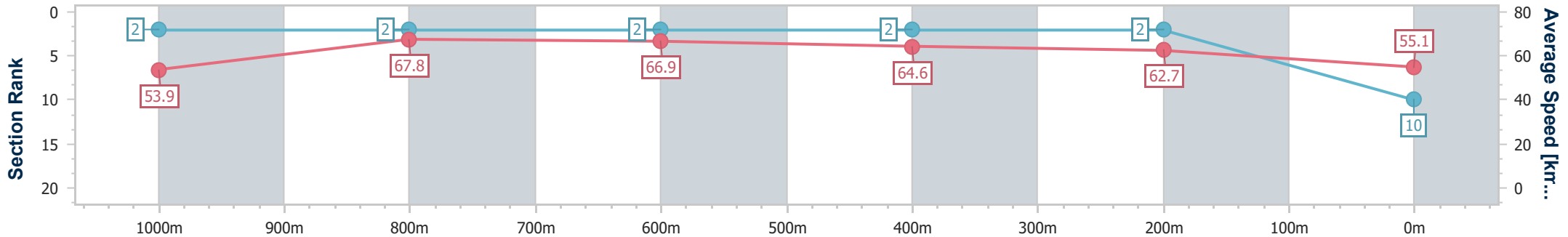


Eagle Farm QLD Professional
 Race 7: BYRON BAY LEMON SQUASH BENCHMARK 70
 Handicap - 1200m
 02 March 2024 - 15:48
 Track Rating: Good 4, Weather: Fine, Rail Position: +7m Entire



BRISBANE
 RACING CLUB

Section	Overall	1000m	800m	600m	400m	200m
Section Times	1:10.77 [10] (0:13.37)	0:57.40 [2] (0:10.72)	0:46.68 [2] (0:10.92)	0:35.76 [2] (0:11.21)	0:24.55 [2] (0:11.47)	0:13.08 [2] (0:13.08)
Average Speed [km/h]	53.9	67.8	66.9	64.6	62.7	55.1
Top Speed [km/h]	68.8	69.0	68.1	65.6	64.3	60.4
Avg. Dist. to Rail [m]	2.9	2.2	2.5	1.4	2.0	2.6
Avg. Stride Freq. [Hz]	2.5	2.7	2.6	2.6	2.6	2.5
Avg. Stride Length [m]	5.9	7.1	7.1	6.9	6.6	6.2



- [] Ranking at each section and finish
- .-.- No data available at this section
- NA No data available



Horse/Jockey Name	Magnus Bellagio
Final Rank	11
Fastest Section Time (Section)	0:10.35 (1000m)
Top Speed [km/h] (Section)	70.4 (1000m)
Race State	Finished

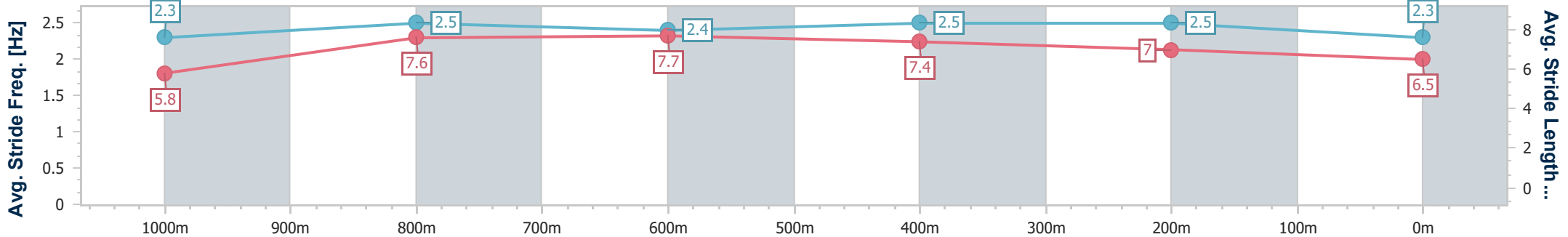
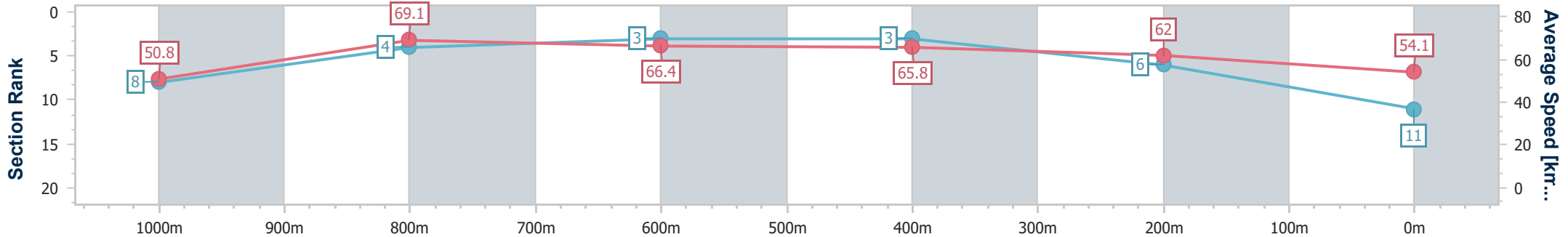


Eagle Farm QLD Professional
 Race 7: BYRON BAY LEMON SQUASH BENCHMARK 70
 Handicap - 1200m
 02 March 2024 - 15:48
 Track Rating: Good 4, Weather: Fine, Rail Position: +7m Entire



BRISBANE
 RACING CLUB

Section	Overall	1000m	800m	600m	400m	200m
Section Times	1:11.15 [11] (0:14.15)	0:57.00 [8] (0:10.35)	0:46.65 [4] (0:10.78)	0:35.87 [3] (0:10.96)	0:24.91 [3] (0:11.60)	0:13.31 [6] (0:13.31)
Average Speed [km/h]	50.8	69.1	66.4	65.8	62.0	54.1
Top Speed [km/h]	70.3	70.4	68.1	66.7	65.3	58.0
Avg. Dist. to Rail [m]	8.5	2.3	2.0	0.6	2.5	3.9
Avg. Stride Freq. [Hz]	2.3	2.5	2.4	2.5	2.5	2.3
Avg. Stride Length [m]	5.8	7.6	7.7	7.4	7.0	6.5



- [] Ranking at each section and finish
- .-.- No data available at this section
- NA No data available