



Eagle Farm QLD Professional

Race 6: ROKU GIN Class 1 Handicap - 1400m

02 March 2024 - 15:11



BRISBANE
RACING CLUB

Track Rating: Good 4, Weather: Fine, Rail Position: +7m Entire

Section																
Field Times	Overall	1200m	1000m	800m	600m	400m	Last 600m									
	1:23.61 (0:13.86)	1:09.75 (0:11.80)	0:57.95 (0:11.84)	0:46.11 (0:11.50)	0:34.61 (0:11.25)	0:23.36 (0:11.20)	0:34.61									
Rank	TAB	Horse/Jockey	Barrier	Top Speed [km/h]	Fastest Section	Distance Travelled [m]										
1	9	MILIARENSE Samantha Collett	9	65.8 400m	0:11.20 400m	1:23.61 [1] (0:13.86)	1:09.75 [1] (0:11.80)	0:57.95 [1] (0:11.84)	0:46.11 [1] (0:11.50)	0:34.61 [1] (0:11.25)	0:23.36 [1] (0:11.20)	0:34.61				
2	17	WHO ORDERED DAFISH Cejay Graham	17	68.3 600m	0:10.93 600m	1:23.66 [2] (0:14.63)	1:09.03 [8] (0:11.76)	0:57.27 [7] (0:11.86)	0:45.41 [7] (0:11.55)	0:33.86 [8] (0:10.93)	0:22.93 [6] (0:11.03)	0:33.86 +1				
3	8	VICTORIA ROC Marnu Potgieter	8	65.4 400m	0:11.15 600m	1:23.74 [3] (0:14.23)	1:09.51 [3] (0:11.78)	0:57.73 [4] (0:11.87)	0:45.86 [4] (0:11.55)	0:34.31 [4] (0:11.15)	0:23.16 [4] (0:11.24)	0:34.31 +0				
4	1	QUARANTINE DREAMS Bailey Wheeler	1	66.7 400m	0:11.04 600m	1:23.78 [4] (0:14.35)	1:09.43 [5] (0:11.87)	0:57.56 [6] (0:11.76)	0:45.80 [5] (0:11.59)	0:34.21 [6] (0:11.04)	0:23.17 [5] (0:11.11)	0:34.21 +9				
5	13	MORE LOVE Rikki Jamieson	13	67.3 600m	0:11.14 600m	1:23.90 [5] (0:14.31)	1:09.59 [4] (0:11.56)	0:58.03 [3] (0:11.92)	0:46.11 [3] (0:11.52)	0:34.59 [3] (0:11.14)	0:23.45 [3] (0:11.25)	0:34.59 +8				
6	14	UNLEASH Mark Du Plessis	14	66.4 400m	0:11.21 600m	1:24.03 [6] (0:14.13)	1:09.90 [2] (0:11.74)	0:58.16 [2] (0:11.71)	0:46.45 [2] (0:11.61)	0:34.84 [2] (0:11.21)	0:23.63 [2] (0:11.22)	0:34.84 +6				
7	4	TRANSATLANTIC James Orman	4	67.8 600m	0:10.94 400m	1:24.14 [7] (0:14.70)	1:09.44 [9] (0:11.89)	0:57.55 [11] (0:12.04)	0:45.51 [11] (0:11.52)	0:33.99 [11] (0:11.19)	0:22.80 [11] (0:10.94)	0:33.99 +12				
8	10	PETERSHAM Angela Jones	10	68.2 400m	0:11.02 600m	1:24.19 [8] (0:14.93)	1:09.26 [12] (0:11.99)	0:57.27 [12] (0:11.86)	0:45.41 [12] (0:11.56)	0:33.85 [12] (0:11.02)	0:22.83 [12] (0:11.03)	0:33.85 +8				
9	6	DARK TANGENT Kyle Wilson-Taylor	6	66.6 600m	0:11.11 600m	1:24.23 [9] (0:14.81)	1:09.42 [11] (0:11.69)	0:57.73 [9] (0:11.76)	0:45.97 [8] (0:11.47)	0:34.50 [7] (0:11.11)	0:23.39 [7] (0:11.16)	0:34.50 +5				
10	3	QUOTHQUAN Jake Molloy	3	67.2 400m	0:11.13 400m	1:24.36 [10] (0:14.56)	1:09.80 [7] (0:11.93)	0:57.87 [8] (0:11.86)	0:46.01 [9] (0:11.52)	0:34.49 [9] (0:11.19)	0:23.30 [9] (0:11.13)	0:34.49 +8				

Scratched: Deferential (#12), Drialle (#2), Seventies Hit (#7), Prado (#11), In Barcelona (#19), True Fairy (#16), Mister Jonno (#5), Bringme (#20)

Report Created: Sat 2 March 2024 15:32 GMT+10 (Note: Timing is based on position data)

Page 1/16

[] Ranking at each section and finish
 -:-:- No data available at this section
 NA No data available

SCN Saddle cloth number
 DNF Did not finish
 DNT Did not track

data processed by TRIPLES DATA



Eagle Farm QLD Professional
Race 6: ROKU GIN Class 1 Handicap - 1400m
02 March 2024 - 15:11



BRISBANE
RACING CLUB

Track Rating: Good 4, Weather: Fine, Rail Position: +7m Entire

Section	Overall	1200m	1000m	800m	600m	400m	Last 600m
Field Times	1:23.61 (0:13.86)	1:09.75 (0:11.80)	0:57.95 (0:11.84)	0:46.11 (0:11.50)	0:34.61 (0:11.25)	0:23.36 (0:11.20)	0:34.61

Rank	TAB	Horse/Jockey	Barrier	Top Speed [km/h]	Fastest Section	Overall	1200m	1000m	800m	600m	400m	Last 600m	Distance Travelled [m]
11	18	SIR LEONIDAS	18	66.2	0:11.28	1:24.57 [11]	1:10.17 [6]	0:58.40 [5]	0:46.58 [6]	0:35.01 [5]	0:23.71 [8]	0:35.01	+11
		Robbie Dolan		600m	400m	(0:14.40)	(0:11.77)	(0:11.82)	(0:11.57)	(0:11.30)	(0:11.28)		
12	15	REEL WILD	15	67.6	0:11.12	1:24.81 [12]	1:10.08 [10]	0:58.23 [10]	0:46.29 [10]	0:34.76 [10]	0:23.64 [10]	0:34.76	+1
		Jake Bayliss		400m	600m	(0:14.73)	(0:11.85)	(0:11.94)	(0:11.53)	(0:11.12)	(0:11.16)		

Scratched: Deferential (#12), Drialle (#2), Seventies Hit (#7), Prado (#11), In Barcelona (#19), True Fairy (#16), Mister Jonno (#5), Bringme (#20)

[] Ranking at each section and finish
 -:-:- No data available at this section
 NA No data available

SCN Saddle cloth number
 DNF Did not finish
 DNT Did not track



Eagle Farm QLD Professional

Race 6: ROKU GIN Class 1 Handicap - 1400m

02 March 2024 - 15:11



BRISBANE
RACING CLUB

Track Rating: Good 4, Weather: Fine, Rail Position: +7m Entire

Section						200m			Last 600m
Field Times						0:12.16			0:34.61
						(0:12.16)			
Rank	TAB	Horse/Jockey	Barrier	Top Speed [km/h]	Fastest Section	Margin			Distance Travelled [m]
1	9	MILIARENSE Samantha Collett	9	65.8 400m	0:11.20 400m	0:12.16 [1] (0:12.16)	1:23.61		0:34.61
2	17	WHO ORDERED DAFISH Cejay Graham	17	68.3 600m	0:10.93 600m	0:11.90 [5] (0:11.90)	0.34L		0:33.86 +1
3	8	VICTORIA ROC Marnu Potgieter	8	65.4 400m	0:11.15 600m	0:11.92 [6] (0:11.92)	0.77L		0:34.31 +0
4	1	QUARANTINE DREAMS Bailey Wheeler	1	66.7 400m	0:11.04 600m	0:12.06 [4] (0:12.06)	1.04L		0:34.21 +9
5	13	MORE LOVE Rikki Jamieson	13	67.3 600m	0:11.14 600m	0:12.20 [3] (0:12.20)	1.71L		0:34.59 +8
6	14	UNLEASH Mark Du Plessis	14	66.4 400m	0:11.21 600m	0:12.41 [2] (0:12.41)	2.48L		0:34.84 +6
7	4	TRANSATLANTIC James Orman	4	67.8 600m	0:10.94 400m	0:11.86 [10] (0:11.86)	3.11L		0:33.99 +12
8	10	PETERSHAM Angela Jones	10	68.2 400m	0:11.02 600m	0:11.80 [12] (0:11.80)	3.42L		0:33.85 +8
9	6	DARK TANGENT Kyle Wilson-Taylor	6	66.6 600m	0:11.11 600m	0:12.23 [7] (0:12.23)	3.7L		0:34.50 +5
10	3	QUOTHQUAN Jake Molloy	3	67.2 400m	0:11.13 400m	0:12.17 [9] (0:12.17)	4.45L		0:34.49 +8

Scratched: Deferential (#12), Drialle (#2), Seventies Hit (#7), Prado (#11), In Barcelona (#19), True Fairy (#16), Mister Jonno (#5), Bringme (#20)

Report Created: Sat 2 March 2024 15:32 GMT+10 (Note: Timing is based on position data)

Page 3/16

[] Ranking at each section and finish
 -:-:- No data available at this section
 NA No data available

SCN Saddle cloth number
 DNF Did not finish
 DNT Did not track

data processed by TRIPLES DATA



Eagle Farm QLD Professional
Race 6: ROKU GIN Class 1 Handicap - 1400m
02 March 2024 - 15:11



Track Rating: Good 4, Weather: Fine, Rail Position: +7m Entire

Section				200m				Last 600m	
Field Times				0:12.16 (0:12.16)				0:34.61	
Rank	TAB Horse/Jockey	Barrier	Top Speed [km/h]	Fastest Section	Margin				Distance Travelled [m]
11	18 SIR LEONIDAS Robbie Dolan	18	66.2 600m	0:11.28 400m	0:12.43 [8] (0:12.43)	5.69L		0:35.01	+11
12	15 REEL WILD Jake Bayliss	15	67.6 400m	0:11.12 600m	0:12.48 [11] (0:12.48)	7.07L		0:34.76	+1

Scratched: Deferential (#12), Drialle (#2), Seventies Hit (#7), Prado (#11), In Barcelona (#19), True Fairy (#16), Mister Jonno (#5), Bringme (#20)

[] Ranking at each section and finish
 -:-:- No data available at this section
 NA No data available

SCN Saddle cloth number
 DNF Did not finish
 DNT Did not track



Horse/Jockey Name	Miliarense
Final Rank	1
Fastest Section Time (Section)	0:11.20 (400m)
Top Speed [km/h] (Section)	65.8 (400m)
Race State	Finished



Eagle Farm QLD Professional

Race 6: ROKU GIN Class 1 Handicap - 1400m

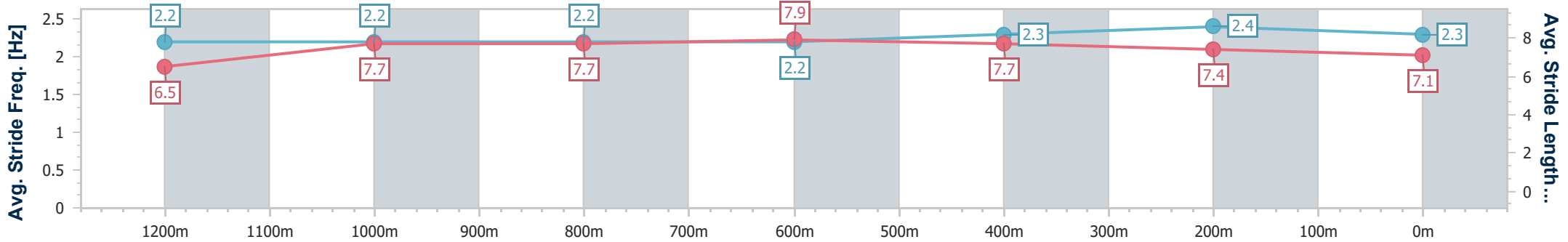
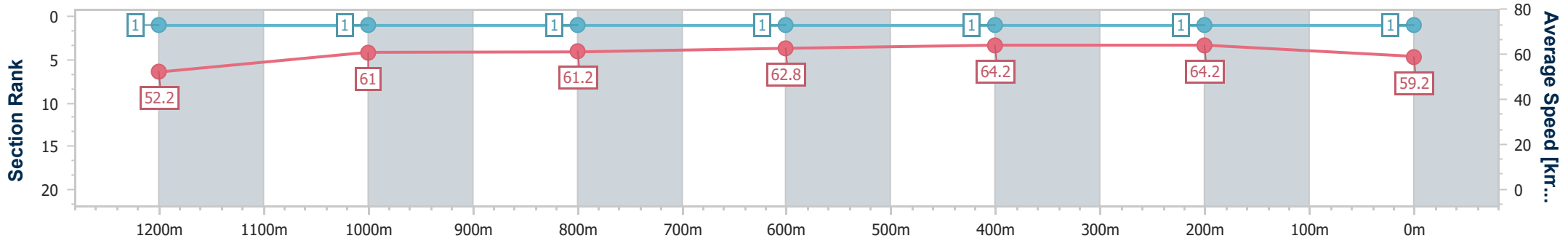
02 March 2024 - 15:11

Track Rating: Good 4, Weather: Fine, Rail Position: +7m Entire



BRISBANE RACING CLUB

Section	Overall	1200m	1000m	800m	600m	400m	200m
Section Times	1:23.61 [1] (0:13.86)	1:09.75 [1] (0:11.80)	0:57.95 [1] (0:11.84)	0:46.11 [1] (0:11.50)	0:34.61 [1] (0:11.25)	0:23.36 [1] (0:11.20)	0:12.16 [1] (0:12.16)
Average Speed [km/h]	52.2	61.0	61.2	62.8	64.2	64.2	59.2
Top Speed [km/h]	63.5	63.7	62.6	64.0	65.0	65.8	63.0
Avg. Dist. to Rail [m]	1.1	1.8	1.2	0.7	0.4	1.1	0.3
Avg. Stride Freq. [Hz]	2.2	2.2	2.2	2.2	2.3	2.4	2.3
Avg. Stride Length [m]	6.5	7.7	7.7	7.9	7.7	7.4	7.1



- [] Ranking at each section and finish
- .-.- No data available at this section
- NA No data available



Horse/Jockey Name	Who Ordered Dafish
Final Rank	2
Fastest Section Time (Section)	0:10.93 (600m)
Top Speed [km/h] (Section)	68.3 (600m)
Race State	Finished



Eagle Farm QLD Professional

Race 6: ROKU GIN Class 1 Handicap - 1400m

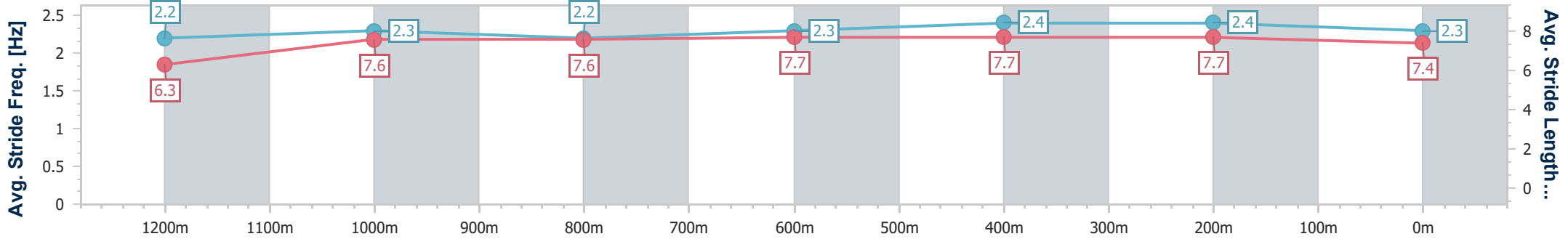
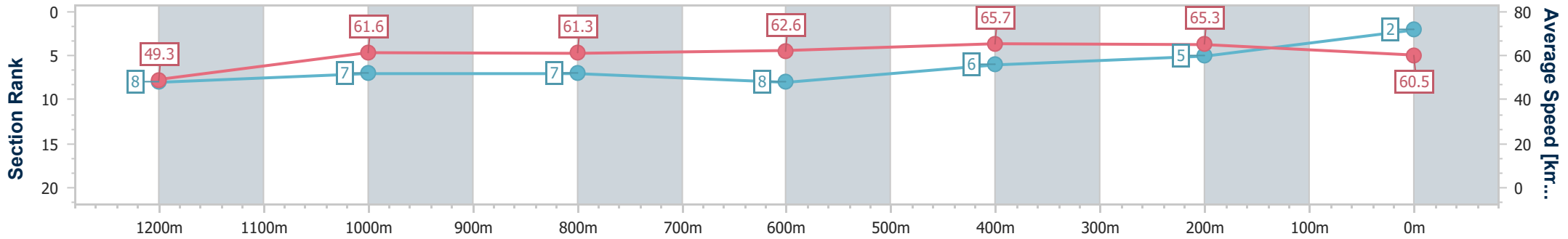
02 March 2024 - 15:11

Track Rating: Good 4, Weather: Fine, Rail Position: +7m Entire



BRISBANE RACING CLUB

Section	Overall	1200m	1000m	800m	600m	400m	200m
Section Times	1:23.66 [2] (0:14.63)	1:09.03 [8] (0:11.76)	0:57.27 [7] (0:11.86)	0:45.41 [7] (0:11.55)	0:33.86 [8] (0:10.93)	0:22.93 [6] (0:11.03)	0:11.90 [5] (0:11.90)
Average Speed [km/h]	49.3	61.6	61.3	62.6	65.7	65.3	60.5
Top Speed [km/h]	61.5	63.1	63.7	63.5	68.3	67.7	63.1
Avg. Dist. to Rail [m]	6.8	3.6	1.9	1.0	0.6	2.9	2.3
Avg. Stride Freq. [Hz]	2.2	2.3	2.2	2.3	2.4	2.4	2.3
Avg. Stride Length [m]	6.3	7.6	7.6	7.7	7.7	7.7	7.4



- [] Ranking at each section and finish
- .-.- No data available at this section
- NA No data available



Horse/Jockey Name	Victoria Roc
Final Rank	3
Fastest Section Time (Section)	0:11.15 (600m)
Top Speed [km/h] (Section)	65.4 (400m)
Race State	Finished



Eagle Farm QLD Professional

Race 6: ROKU GIN Class 1 Handicap - 1400m

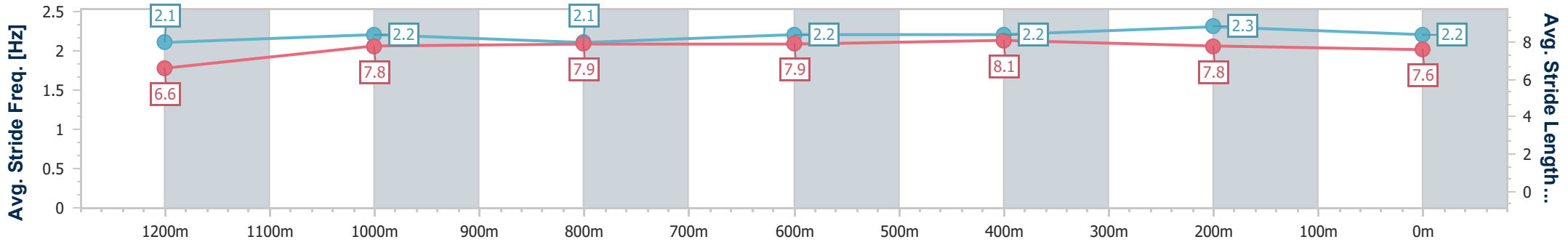
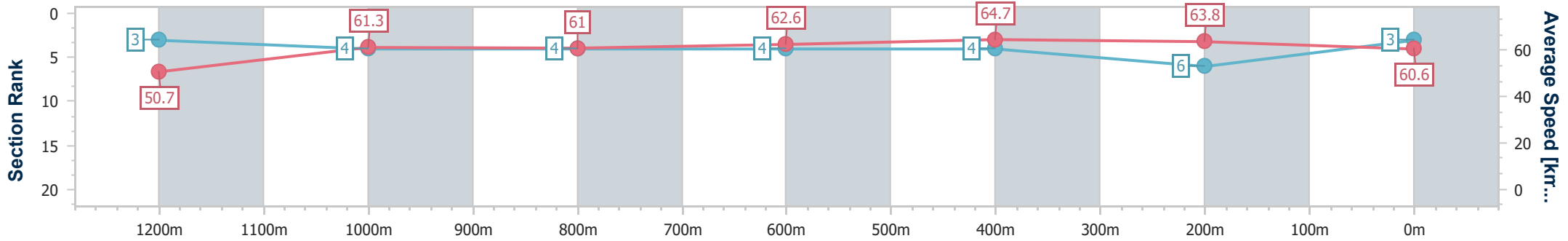
02 March 2024 - 15:11

Track Rating: Good 4, Weather: Fine, Rail Position: +7m Entire



BRISBANE RACING CLUB

Section	Overall	1200m	1000m	800m	600m	400m	200m
Section Times	1:23.74 [3] (0:14.23)	1:09.51 [3] (0:11.78)	0:57.73 [4] (0:11.87)	0:45.86 [4] (0:11.55)	0:34.31 [4] (0:11.15)	0:23.16 [4] (0:11.24)	0:11.92 [6] (0:11.92)
Average Speed [km/h]	50.7	61.3	61.0	62.6	64.7	63.8	60.6
Top Speed [km/h]	61.8	62.4	62.8	63.5	65.4	65.4	63.0
Avg. Dist. to Rail [m]	2.4	2.2	1.4	0.7	0.3	1.3	1.2
Avg. Stride Freq. [Hz]	2.1	2.2	2.1	2.2	2.2	2.3	2.2
Avg. Stride Length [m]	6.6	7.8	7.9	7.9	8.1	7.8	7.6



- [] Ranking at each section and finish
- .-.- No data available at this section
- NA No data available



Horse/Jockey Name	Quarantine Dreams
Final Rank	4
Fastest Section Time (Section)	0:11.04 (600m)
Top Speed [km/h] (Section)	66.7 (400m)
Race State	Finished



Eagle Farm QLD Professional

Race 6: ROKU GIN Class 1 Handicap - 1400m

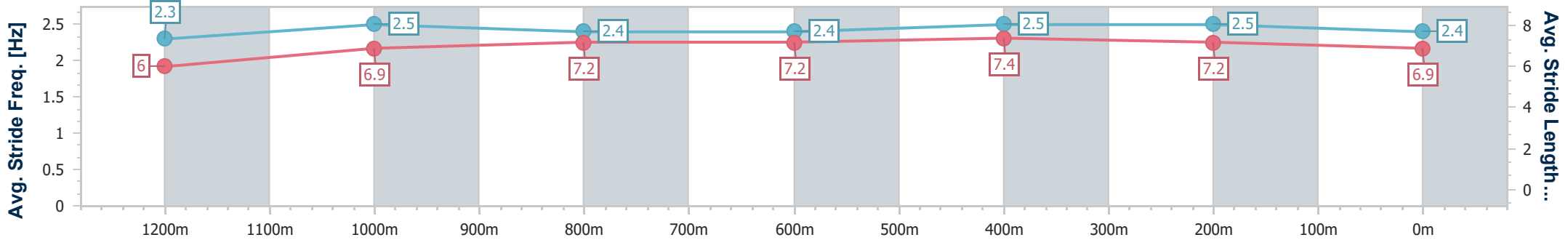
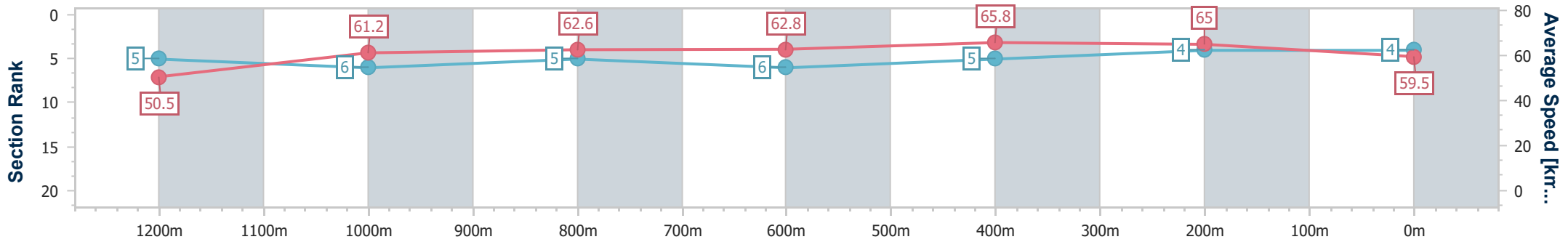
02 March 2024 - 15:11

Track Rating: Good 4, Weather: Fine, Rail Position: +7m Entire



BRISBANE RACING CLUB

Section	Overall	1200m	1000m	800m	600m	400m	200m
Section Times	1:23.78 [4] (0:14.35)	1:09.43 [5] (0:11.87)	0:57.56 [6] (0:11.76)	0:45.80 [5] (0:11.59)	0:34.21 [6] (0:11.04)	0:23.17 [5] (0:11.11)	0:12.06 [4] (0:12.06)
Average Speed [km/h]	50.5	61.2	62.6	62.8	65.8	65.0	59.5
Top Speed [km/h]	62.6	62.6	64.4	64.4	66.7	66.7	62.9
Avg. Dist. to Rail [m]	15.3	9.8	4.4	1.9	2.6	6.8	4.9
Avg. Stride Freq. [Hz]	2.3	2.5	2.4	2.4	2.5	2.5	2.4
Avg. Stride Length [m]	6.0	6.9	7.2	7.2	7.4	7.2	6.9



- [] Ranking at each section and finish
- .-.- No data available at this section
- NA No data available



Horse/Jockey Name	More Love
Final Rank	5
Fastest Section Time (Section)	0:11.14 (600m)
Top Speed [km/h] (Section)	67.3 (600m)
Race State	Finished

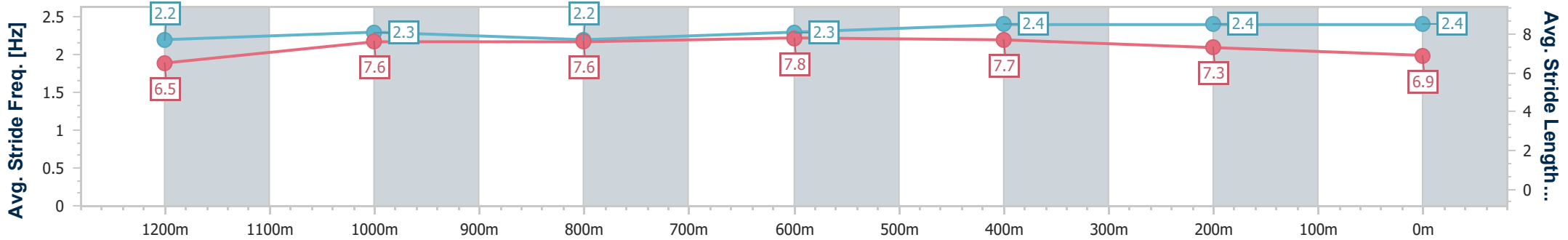
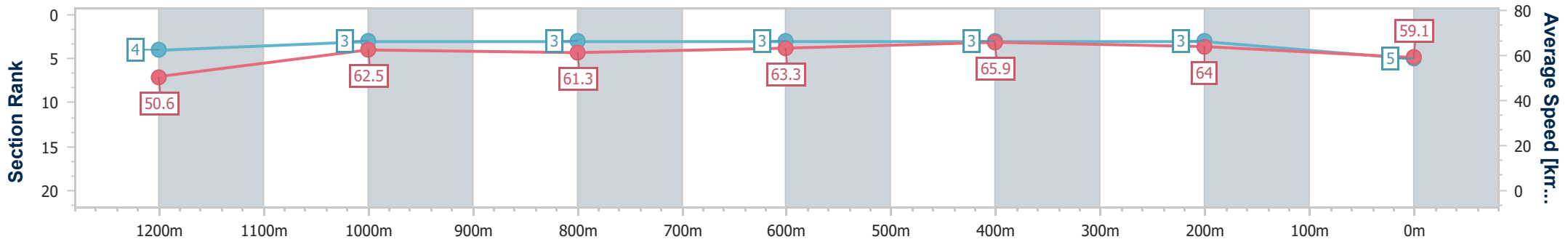


Eagle Farm QLD Professional
 Race 6: ROKU GIN Class 1 Handicap - 1400m
 02 March 2024 - 15:11
 Track Rating: Good 4, Weather: Fine, Rail Position: +7m Entire



BRISBANE
RACING CLUB

Section	Overall	1200m	1000m	800m	600m	400m	200m
Section Times	1:23.90 [5] (0:14.31)	1:09.59 [4] (0:11.56)	0:58.03 [3] (0:11.92)	0:46.11 [3] (0:11.52)	0:34.59 [3] (0:11.14)	0:23.45 [3] (0:11.25)	0:12.20 [3] (0:12.20)
Average Speed [km/h]	50.6	62.5	61.3	63.3	65.9	64.0	59.1
Top Speed [km/h]	63.0	63.3	63.0	64.5	67.3	66.0	62.6
Avg. Dist. to Rail [m]	7.0	4.1	3.0	3.2	3.6	7.1	6.9
Avg. Stride Freq. [Hz]	2.2	2.3	2.2	2.3	2.4	2.4	2.4
Avg. Stride Length [m]	6.5	7.6	7.6	7.8	7.7	7.3	6.9



- [] Ranking at each section and finish
- .-.- No data available at this section
- NA No data available



Horse/Jockey Name	Unleash
Final Rank	6
Fastest Section Time (Section)	0:11.21 (600m)
Top Speed [km/h] (Section)	66.4 (400m)
Race State	Finished



Eagle Farm QLD Professional

Race 6: ROKU GIN Class 1 Handicap - 1400m

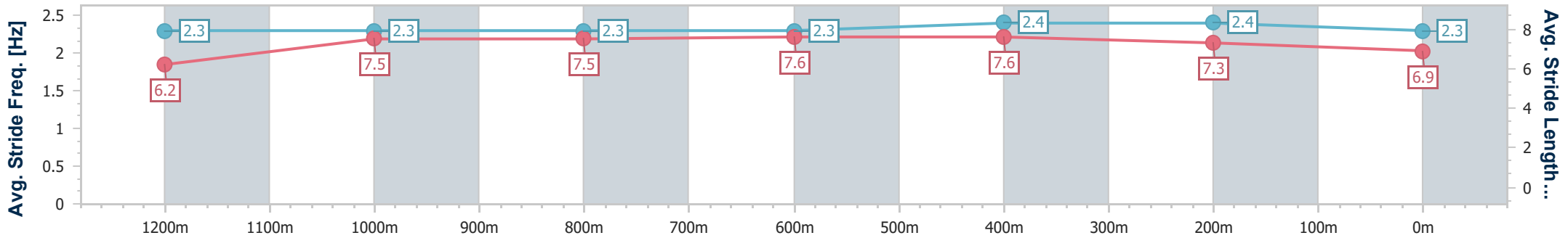
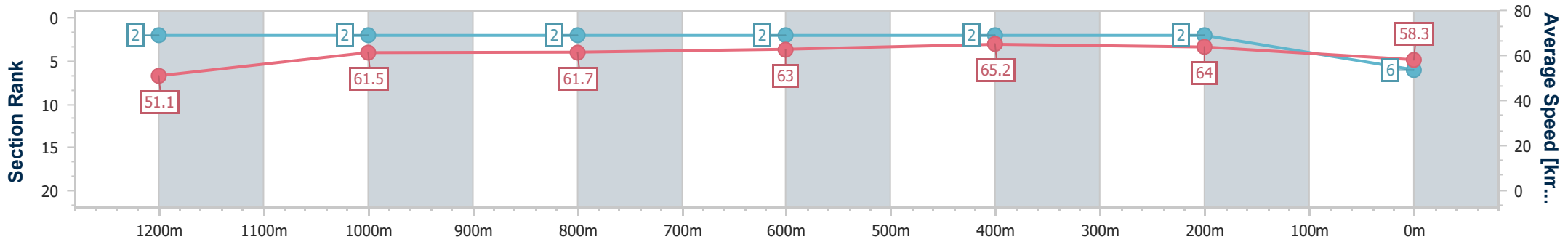
02 March 2024 - 15:11

Track Rating: Good 4, Weather: Fine, Rail Position: +7m Entire



BRISBANE RACING CLUB

Section	Overall	1200m	1000m	800m	600m	400m	200m
Section Times	1:24.03 [6] (0:14.13)	1:09.90 [2] (0:11.74)	0:58.16 [2] (0:11.71)	0:46.45 [2] (0:11.61)	0:34.84 [2] (0:11.21)	0:23.63 [2] (0:11.22)	0:12.41 [2] (0:12.41)
Average Speed [km/h]	51.1	61.5	61.7	63.0	65.2	64.0	58.3
Top Speed [km/h]	63.3	62.2	63.2	64.5	66.3	66.4	61.5
Avg. Dist. to Rail [m]	4.2	1.5	1.2	3.4	3.2	5.9	6.1
Avg. Stride Freq. [Hz]	2.3	2.3	2.3	2.3	2.4	2.4	2.3
Avg. Stride Length [m]	6.2	7.5	7.5	7.6	7.6	7.3	6.9



- [] Ranking at each section and finish
- .-.- No data available at this section
- NA No data available



Horse/Jockey Name	Transatlantic
Final Rank	7
Fastest Section Time (Section)	0:10.94 (400m)
Top Speed [km/h] (Section)	67.8 (600m)
Race State	Finished



Eagle Farm QLD Professional

Race 6: ROKU GIN Class 1 Handicap - 1400m

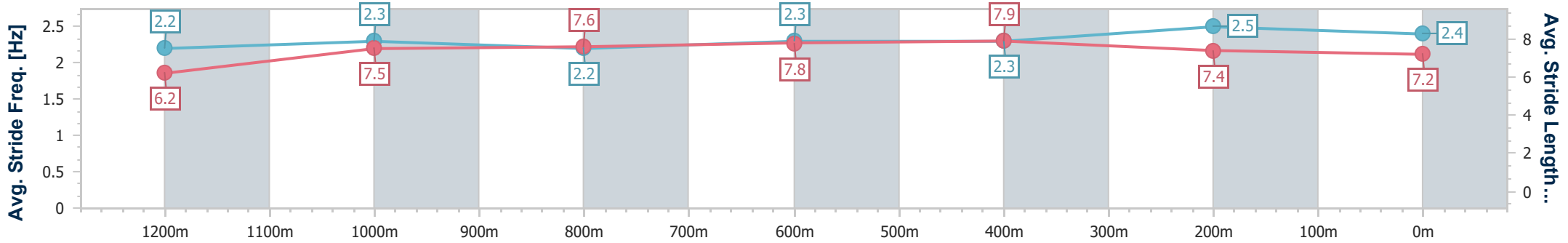
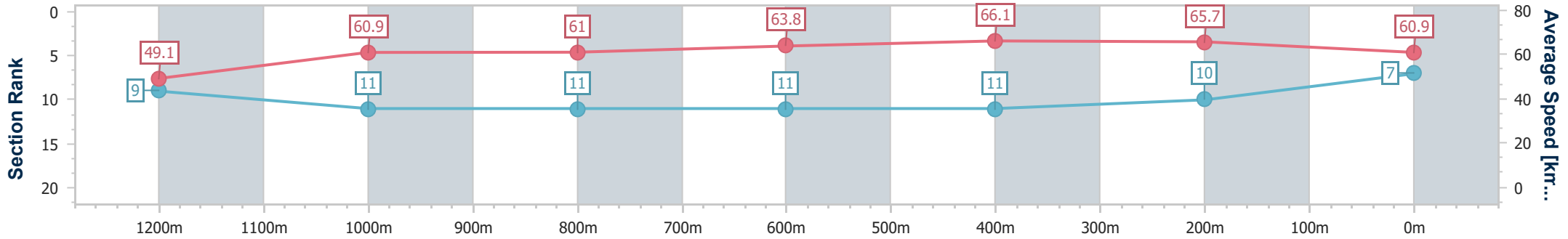
02 March 2024 - 15:11

Track Rating: Good 4, Weather: Fine, Rail Position: +7m Entire



BRISBANE RACING CLUB

Section	Overall	1200m	1000m	800m	600m	400m	200m
Section Times	1:24.14 [7] (0:14.70)	1:09.44 [9] (0:11.89)	0:57.55 [11] (0:12.04)	0:45.51 [11] (0:11.52)	0:33.99 [11] (0:11.19)	0:22.80 [11] (0:10.94)	0:11.86 [10] (0:11.86)
Average Speed [km/h]	49.1	60.9	61.0	63.8	66.1	65.7	60.9
Top Speed [km/h]	60.5	61.6	63.2	64.8	67.8	67.5	64.8
Avg. Dist. to Rail [m]	7.5	4.1	4.5	4.8	4.9	10.7	9.4
Avg. Stride Freq. [Hz]	2.2	2.3	2.2	2.3	2.3	2.5	2.4
Avg. Stride Length [m]	6.2	7.5	7.6	7.8	7.9	7.4	7.2



- [] Ranking at each section and finish
- .-.- No data available at this section
- NA No data available



Horse/Jockey Name	Petersham
Final Rank	8
Fastest Section Time (Section)	0:11.02 (600m)
Top Speed [km/h] (Section)	68.2 (400m)
Race State	Finished



Eagle Farm QLD Professional

Race 6: ROKU GIN Class 1 Handicap - 1400m

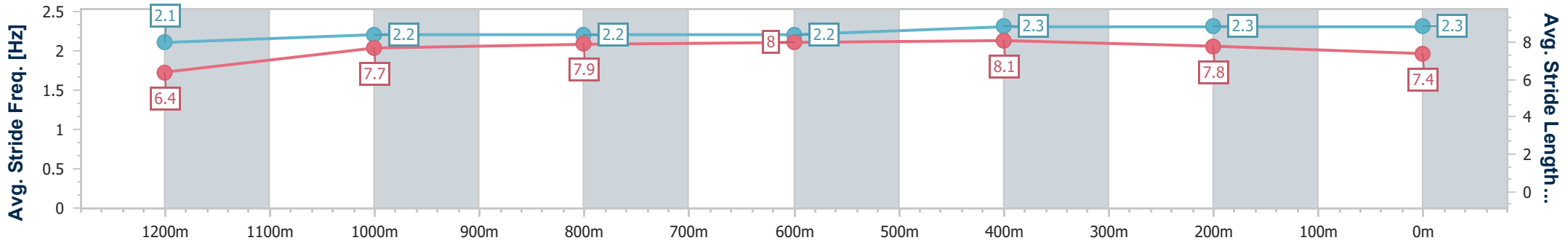
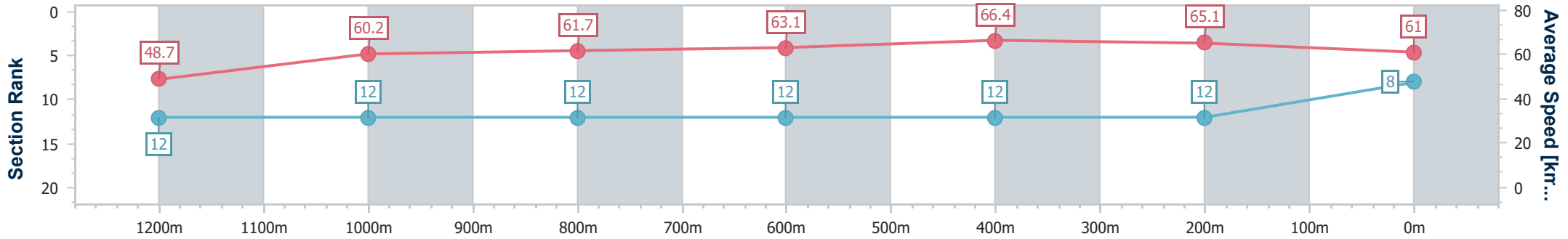
02 March 2024 - 15:11

Track Rating: Good 4, Weather: Fine, Rail Position: +7m Entire



BRISBANE RACING CLUB

Section	Overall	1200m	1000m	800m	600m	400m	200m
Section Times	1:24.19 [8] (0:14.93)	1:09.26 [12] (0:11.99)	0:57.27 [12] (0:11.86)	0:45.41 [12] (0:11.56)	0:33.85 [12] (0:11.02)	0:22.83 [12] (0:11.03)	0:11.80 [12] (0:11.80)
Average Speed [km/h]	48.7	60.2	61.7	63.1	66.4	65.1	61.0
Top Speed [km/h]	60.7	61.8	64.8	65.0	67.3	68.2	62.7
Avg. Dist. to Rail [m]	14.9	5.8	3.0	2.8	3.4	7.5	9.5
Avg. Stride Freq. [Hz]	2.1	2.2	2.2	2.2	2.3	2.3	2.3
Avg. Stride Length [m]	6.4	7.7	7.9	8.0	8.1	7.8	7.4



- [] Ranking at each section and finish
- .-.- No data available at this section
- NA No data available



Horse/Jockey Name	Dark Tangent
Final Rank	9
Fastest Section Time (Section)	0:11.11 (600m)
Top Speed [km/h] (Section)	66.6 (600m)
Race State	Finished



Eagle Farm QLD Professional

Race 6: ROKU GIN Class 1 Handicap - 1400m

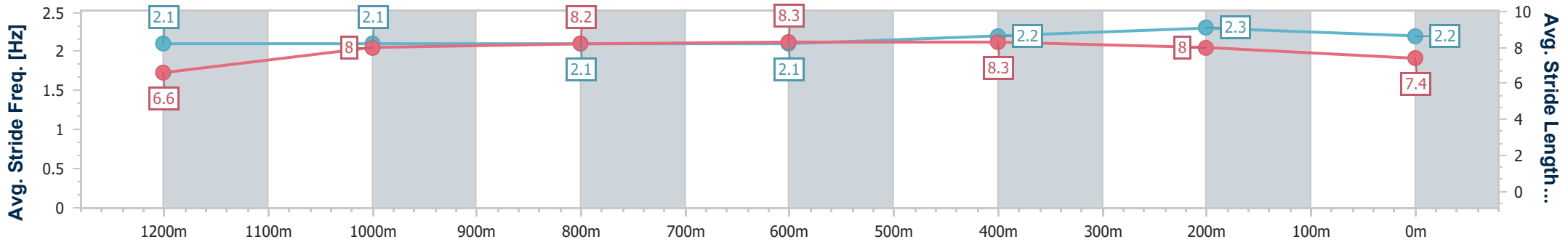
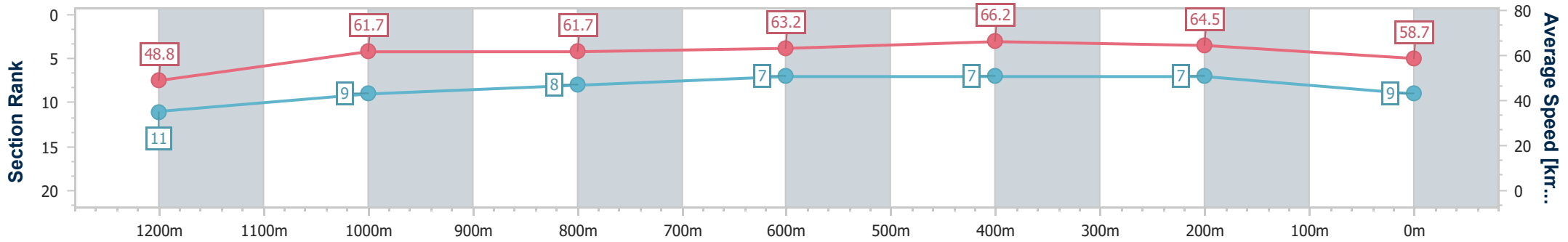
02 March 2024 - 15:11

Track Rating: Good 4, Weather: Fine, Rail Position: +7m Entire



BRISBANE RACING CLUB

Section	Overall	1200m	1000m	800m	600m	400m	200m
Section Times	1:24.23 [9] (0:14.81)	1:09.42 [11] (0:11.69)	0:57.73 [9] (0:11.76)	0:45.97 [8] (0:11.47)	0:34.50 [7] (0:11.11)	0:23.39 [7] (0:11.16)	0:12.23 [7] (0:12.23)
Average Speed [km/h]	48.8	61.7	61.7	63.2	66.2	64.5	58.7
Top Speed [km/h]	63.4	62.2	63.1	64.8	66.6	66.2	61.7
Avg. Dist. to Rail [m]	1.4	1.6	1.6	2.0	3.7	7.4	6.9
Avg. Stride Freq. [Hz]	2.1	2.1	2.1	2.1	2.2	2.3	2.2
Avg. Stride Length [m]	6.6	8.0	8.2	8.3	8.3	8.0	7.4



- [] Ranking at each section and finish
- .-.- No data available at this section
- NA No data available



Horse/Jockey Name	Quothquan
Final Rank	10
Fastest Section Time (Section)	0:11.13 (400m)
Top Speed [km/h] (Section)	67.2 (400m)
Race State	Finished

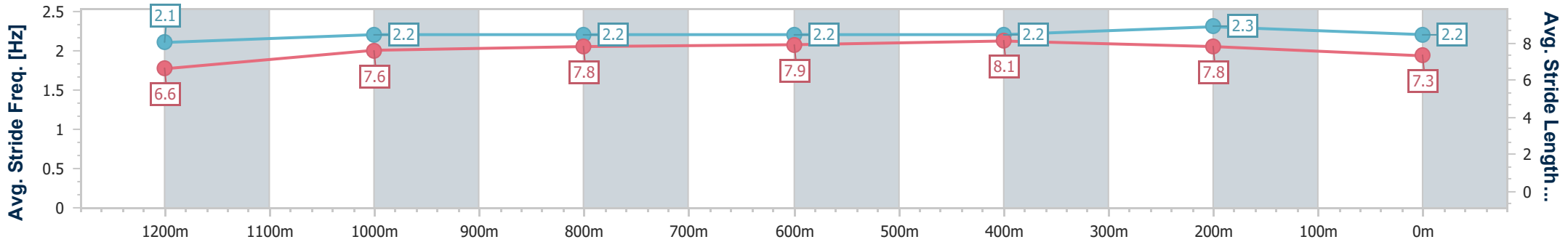
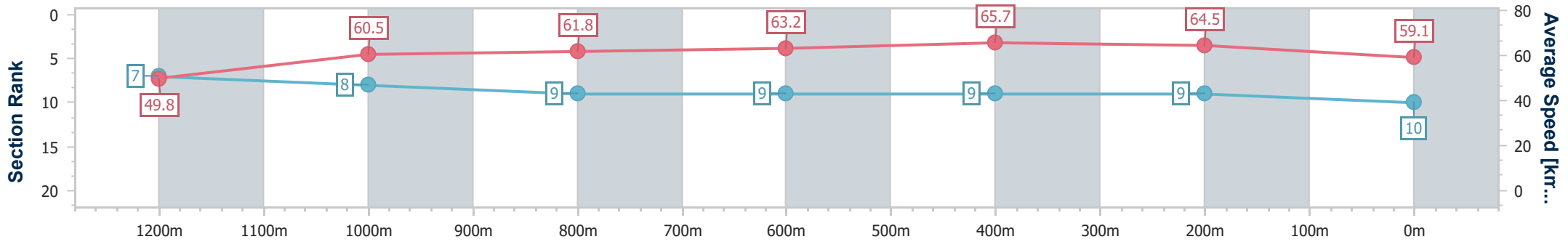


Eagle Farm QLD Professional
 Race 6: ROKU GIN Class 1 Handicap - 1400m
 02 March 2024 - 15:11
 Track Rating: Good 4, Weather: Fine, Rail Position: +7m Entire



BRISBANE
RACING CLUB

Section	Overall	1200m	1000m	800m	600m	400m	200m
Section Times	1:24.36 [10] (0:14.56)	1:09.80 [7] (0:11.93)	0:57.87 [8] (0:11.86)	0:46.01 [9] (0:11.52)	0:34.49 [9] (0:11.19)	0:23.30 [9] (0:11.13)	0:12.17 [9] (0:12.17)
Average Speed [km/h]	49.8	60.5	61.8	63.2	65.7	64.5	59.1
Top Speed [km/h]	62.0	63.0	64.2	64.9	66.6	67.2	62.3
Avg. Dist. to Rail [m]	8.9	4.3	3.7	2.7	3.7	9.0	8.6
Avg. Stride Freq. [Hz]	2.1	2.2	2.2	2.2	2.2	2.3	2.2
Avg. Stride Length [m]	6.6	7.6	7.8	7.9	8.1	7.8	7.3



- [] Ranking at each section and finish
- .-.- No data available at this section
- NA No data available



Horse/Jockey Name	Sir Leonidas
Final Rank	11
Fastest Section Time (Section)	0:11.28 (400m)
Top Speed [km/h] (Section)	66.2 (600m)
Race State	Finished

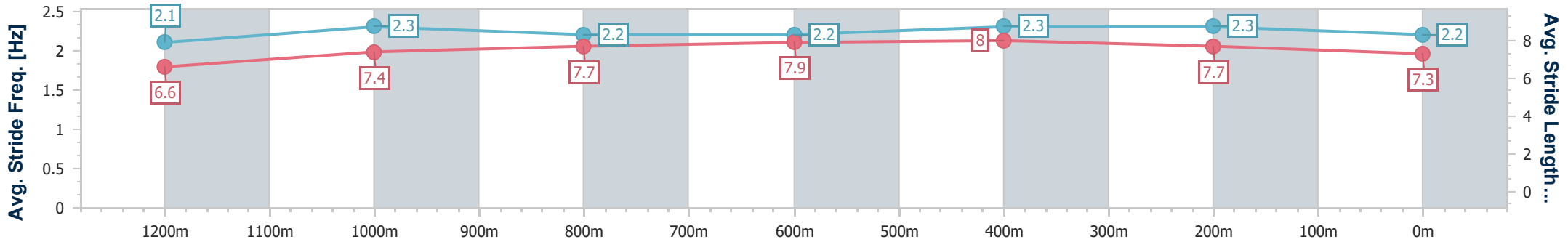
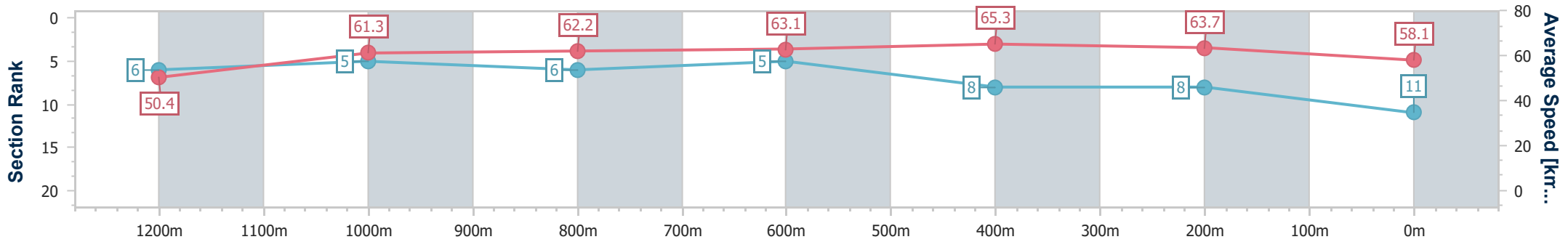


Eagle Farm QLD Professional
 Race 6: ROKU GIN Class 1 Handicap - 1400m
 02 March 2024 - 15:11
 Track Rating: Good 4, Weather: Fine, Rail Position: +7m Entire



BRISBANE
 RACING CLUB

Section	Overall	1200m	1000m	800m	600m	400m	200m
Section Times	1:24.57 [11] (0:14.40)	1:10.17 [6] (0:11.77)	0:58.40 [5] (0:11.82)	0:46.58 [6] (0:11.57)	0:35.01 [5] (0:11.30)	0:23.71 [8] (0:11.28)	0:12.43 [8] (0:12.43)
Average Speed [km/h]	50.4	61.3	62.2	63.1	65.3	63.7	58.1
Top Speed [km/h]	61.1	62.1	64.0	64.4	66.2	65.6	62.0
Avg. Dist. to Rail [m]	7.4	4.9	3.8	3.6	4.5	7.8	7.0
Avg. Stride Freq. [Hz]	2.1	2.3	2.2	2.2	2.3	2.3	2.2
Avg. Stride Length [m]	6.6	7.4	7.7	7.9	8.0	7.7	7.3



- [] Ranking at each section and finish
- .-.- No data available at this section
- NA No data available



Horse/Jockey Name	Reel Wild
Final Rank	12
Fastest Section Time (Section)	0:11.12 (600m)
Top Speed [km/h] (Section)	67.6 (400m)
Race State	Finished

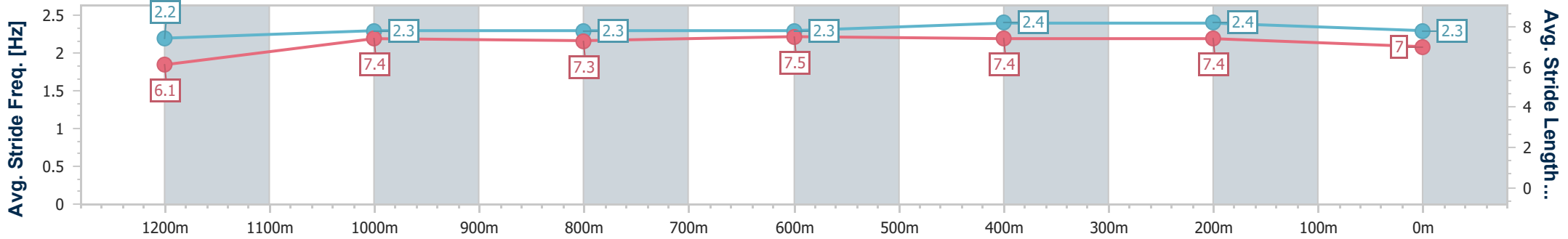
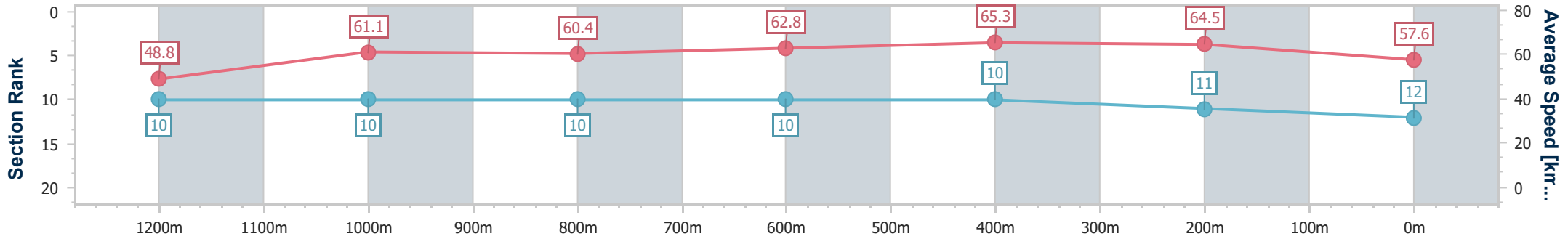


Eagle Farm QLD Professional
 Race 6: ROKU GIN Class 1 Handicap - 1400m
 02 March 2024 - 15:11
 Track Rating: Good 4, Weather: Fine, Rail Position: +7m Entire



BRISBANE
 RACING CLUB

Section	Overall	1200m	1000m	800m	600m	400m	200m
Section Times	1:24.81 [12] (0:14.73)	1:10.08 [10] (0:11.85)	0:58.23 [10] (0:11.94)	0:46.29 [10] (0:11.53)	0:34.76 [10] (0:11.12)	0:23.64 [10] (0:11.16)	0:12.48 [11] (0:12.48)
Average Speed [km/h]	48.8	61.1	60.4	62.8	65.3	64.5	57.6
Top Speed [km/h]	61.3	61.9	62.8	63.8	67.1	67.6	61.4
Avg. Dist. to Rail [m]	2.3	1.8	1.2	1.2	1.2	4.7	3.8
Avg. Stride Freq. [Hz]	2.2	2.3	2.3	2.3	2.4	2.4	2.3
Avg. Stride Length [m]	6.1	7.4	7.3	7.5	7.4	7.4	7.0



- [] Ranking at each section and finish
- .-.- No data available at this section
- NA No data available