



# Eagle Farm QLD Professional

## Race 2: MOUNT FRANKLIN QTIS Three-Year-Old Handicap - 1835m

02 March 2024 - 12:48



BRISBANE  
RACING CLUB

Track Rating: Good 4, Weather: Fine, Rail Position: +7m Entire

Section		Overall	1600m	1400m	1200m	1000m	800m	600m	Last 600m				
Field Times		1:51.13 (0:16.45)	1:34.68 (0:11.49)	1:23.19 (0:11.18)	1:12.01 (0:11.65)	1:00.36 (0:12.05)	0:48.31 (0:12.11)	0:36.20 (0:12.08)	0:36.20				
Rank	TAB Horse/Jockey	Barrier	Top Speed [km/h]	Fastest Section									Distance Travelled [m]
1	4 TEXAS FIREBALL James Orman	4	64.6 1400m	0:11.42 1400m	1:51.13 [1] (0:16.70)	1:34.43 [4] (0:11.58)	1:22.85 [4] (0:11.42)	1:11.43 [4] (0:11.85)	0:59.58 [4] (0:11.83)	0:47.75 [4] (0:12.07)	0:35.68 [4] (0:12.04)	0:35.68	
2	5 NEW JOY Cejay Graham	5	64.5 1400m	0:11.51 1400m	1:51.24 [2] (0:16.45)	1:34.79 [1] (0:11.59)	1:23.20 [2] (0:11.51)	1:11.69 [3] (0:11.64)	1:00.05 [3] (0:11.97)	0:48.08 [3] (0:12.05)	0:36.03 [2] (0:12.10)	0:36.03	+0
3	2 HE'S FOR THE GIRLS Taylor Marshall	2	66.0 1400m	0:11.30 1400m	1:51.27 [3] (0:16.97)	1:34.30 [7] (0:11.61)	1:22.69 [6] (0:11.30)	1:11.39 [6] (0:11.89)	0:59.50 [6] (0:12.02)	0:47.48 [6] (0:11.94)	0:35.54 [6] (0:11.98)	0:35.54	+12
4	3 JUNGLE PRINCE Ryan Maloney	3	65.6 1400m	0:11.18 1400m	1:51.32 [4] (0:16.45)	1:34.87 [2] (0:11.49)	1:23.38 [1] (0:11.18)	1:12.20 [1] (0:11.65)	1:00.55 [1] (0:12.05)	0:48.50 [1] (0:12.11)	0:36.39 [1] (0:12.08)	0:36.39	+4
5	8 BILPA MOREA Samantha Collett	8	65.0 1400m	0:11.55 1600m	1:51.57 [5] (0:16.77)	1:34.80 [5] (0:11.55)	1:23.25 [5] (0:11.55)	1:11.70 [5] (0:11.85)	0:59.85 [5] (0:11.88)	0:47.97 [5] (0:11.92)	0:36.05 [5] (0:11.94)	0:36.05	-4
6	7 KENSHIN MARU Robbie Dolan	7	64.3 1400m	0:11.50 1400m	1:51.77 [6] (0:16.95)	1:34.82 [6] (0:11.79)	1:23.03 [7] (0:11.50)	1:11.53 [7] (0:11.90)	0:59.63 [7] (0:11.90)	0:47.73 [7] (0:11.87)	0:35.86 [7] (0:11.95)	0:35.86	-1
7	6 BEAN ALL OVA Jim Byrne	6	66.1 1400m	0:11.26 1400m	1:53.89 [7] (0:16.66)	1:37.23 [3] (0:11.44)	1:25.79 [3] (0:11.26)	1:14.53 [2] (0:11.67)	1:02.86 [2] (0:12.11)	0:50.75 [2] (0:12.17)	0:38.58 [3] (0:12.08)	0:38.58	+12

Scratched: Sharp Dazzler (#1)



# Eagle Farm QLD Professional

## Race 2: MOUNT FRANKLIN QTIS Three-Year-Old Handicap - 1835m

02 March 2024 - 12:48



BRISBANE  
RACING CLUB

Track Rating: Good 4, Weather: Fine, Rail Position: +7m Entire

Section				400m	200m			Last 600m		
Field Times				0:24.12 (0:11.80)	0:12.32 (0:12.32)			0:36.20		
Rank	TAB	Horse/Jockey	Barrier	Top Speed [km/h]	Fastest Section	Margin				Distance Travelled [m]
1	4	<b>TEXAS FIREBALL</b> James Orman	4	64.6 1400m	0:11.42 1400m	0:23.64 [5] (0:11.55)	0:12.09 [3] (0:12.09)	1:51.13	0:35.68	
2	5	<b>NEW JOY</b> Cejay Graham	5	64.5 1400m	0:11.51 1400m	0:23.93 [2] (0:11.60)	0:12.33 [2] (0:12.33)	0.69L	0:36.03	+0
3	2	<b>HE'S FOR THE GIRLS</b> Taylor Marshall	2	66.0 1400m	0:11.30 1400m	0:23.56 [6] (0:11.37)	0:12.19 [5] (0:12.19)	0.84L	0:35.54	+12
4	3	<b>JUNGLE PRINCE</b> Ryan Maloney	3	65.6 1400m	0:11.18 1400m	0:24.31 [1] (0:11.80)	0:12.51 [1] (0:12.51)	1.13L	0:36.39	+4
5	8	<b>BILPA MOREA</b> Samantha Collett	8	65.0 1400m	0:11.55 1600m	0:24.11 [4] (0:11.60)	0:12.51 [4] (0:12.51)	2.6L	0:36.05	-4
6	7	<b>KENSHIN MARU</b> Robbie Dolan	7	64.3 1400m	0:11.50 1400m	0:23.91 [7] (0:11.63)	0:12.28 [6] (0:12.28)	3.81L	0:35.86	-1
7	6	<b>BEAN ALL OVA</b> Jim Byrne	6	66.1 1400m	0:11.26 1400m	0:26.50 [3] (0:12.63)	0:13.87 [7] (0:13.87)	16.26L	0:38.58	+12

Scratched: Sharp Dazzler (#1)



Horse/Jockey Name	Texas Fireball
Final Rank	1
Fastest Section Time (Section)	0:11.42 (1400m)
Top Speed [km/h] (Section)	64.6 (1400m)
Race State	Finished

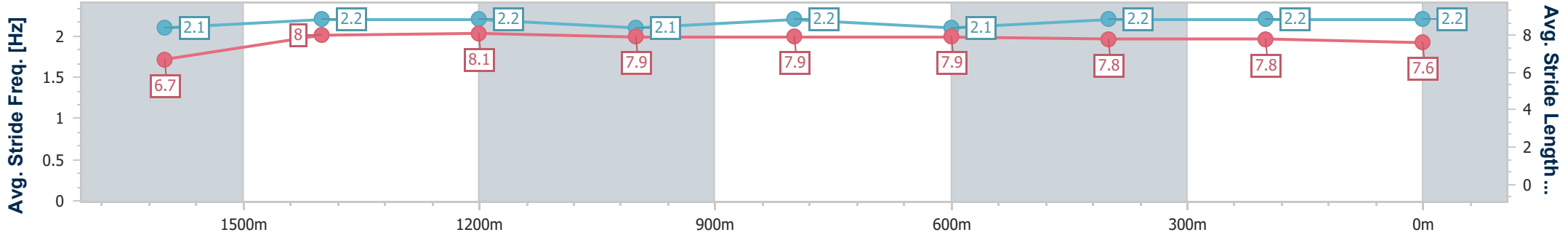
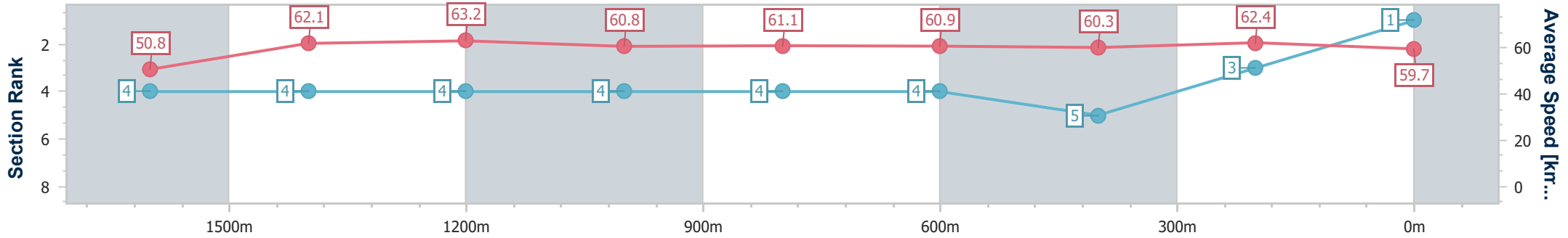


Eagle Farm QLD Professional  
 Race 2: MOUNT FRANKLIN QTIS Three-Year-Old Handicap - 1835m  
 02 March 2024 - 12:48  
 Track Rating: Good 4, Weather: Fine, Rail Position: +7m Entire



BRISBANE  
 RACING CLUB

Section	Overall	1600m	1400m	1200m	1000m	800m	600m	400m	200m
Section Times	1:51.13 [1] (0:16.70)	1:34.43 [4] (0:11.58)	1:22.85 [4] (0:11.42)	1:11.43 [4] (0:11.85)	0:59.58 [4] (0:11.83)	0:47.75 [4] (0:12.07)	0:35.68 [4] (0:12.04)	0:23.64 [5] (0:11.55)	0:12.09 [3] (0:12.09)
Average Speed [km/h]	50.8	62.1	63.2	60.8	61.1	60.9	60.3	62.4	59.7
Top Speed [km/h]	61.2	64.5	64.6	61.2	62.2	62.0	61.8	63.5	63.1
Avg. Dist. to Rail [m]	2.8	0.8	0.9	0.3	1.4	3.8	2.5	4.3	4.6
Avg. Stride Freq. [Hz]	2.1	2.2	2.2	2.1	2.2	2.1	2.2	2.2	2.2
Avg. Stride Length [m]	6.7	8.0	8.1	7.9	7.9	7.9	7.8	7.8	7.6



- [ ] Ranking at each section and finish
- .-.- No data available at this section
- NA No data available



Horse/Jockey Name	New Joy
Final Rank	2
Fastest Section Time (Section)	0:11.51 (1400m)
Top Speed [km/h] (Section)	64.5 (1400m)
Race State	Finished

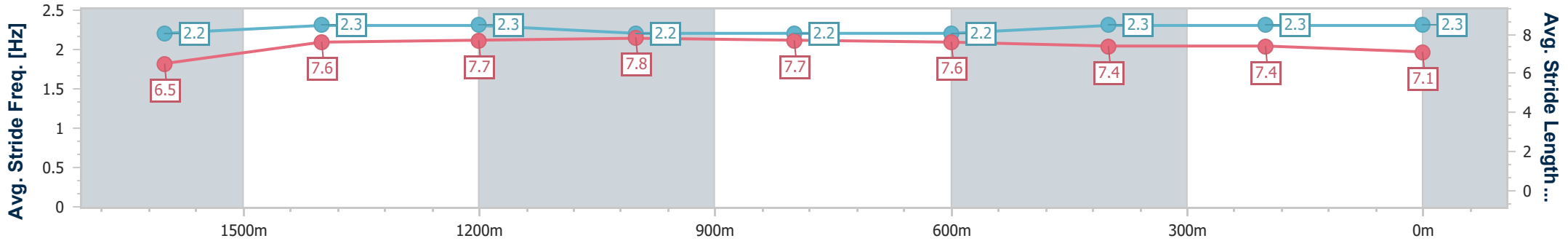
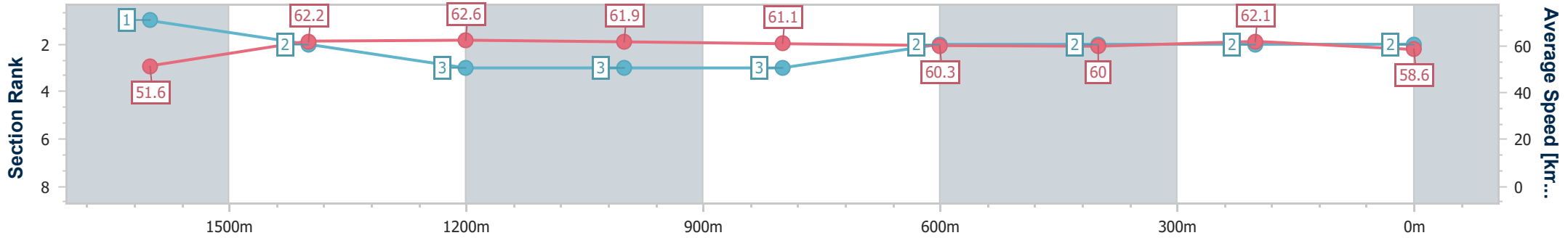


Eagle Farm QLD Professional  
 Race 2: MOUNT FRANKLIN QTIS Three-Year-Old Handicap - 1835m  
 02 March 2024 - 12:48  
 Track Rating: Good 4, Weather: Fine, Rail Position: +7m Entire



BRISBANE  
 RACING CLUB

Section	Overall	1600m	1400m	1200m	1000m	800m	600m	400m	200m
Section Times	1:51.24 [2] (0:16.45)	1:34.79 [1] (0:11.59)	1:23.20 [2] (0:11.51)	1:11.69 [3] (0:11.64)	1:00.05 [3] (0:11.97)	0:48.08 [3] (0:12.05)	0:36.03 [2] (0:12.10)	0:23.93 [2] (0:11.60)	0:12.33 [2] (0:12.33)
Average Speed [km/h]	51.6	62.2	62.6	61.9	61.1	60.3	60.0	62.1	58.6
Top Speed [km/h]	61.6	64.4	64.5	63.2	61.5	61.1	61.6	62.7	61.4
Avg. Dist. to Rail [m]	3.4	0.9	1.8	2.2	2.6	2.0	1.8	2.5	1.4
Avg. Stride Freq. [Hz]	2.2	2.3	2.3	2.2	2.2	2.2	2.3	2.3	2.3
Avg. Stride Length [m]	6.5	7.6	7.7	7.8	7.7	7.6	7.4	7.4	7.1



- [ ] Ranking at each section and finish
- .-.- No data available at this section
- NA No data available



Horse/Jockey Name	He's For The Girls
Final Rank	3
Fastest Section Time (Section)	0:11.30 (1400m)
Top Speed [km/h] (Section)	66.0 (1400m)
Race State	Finished

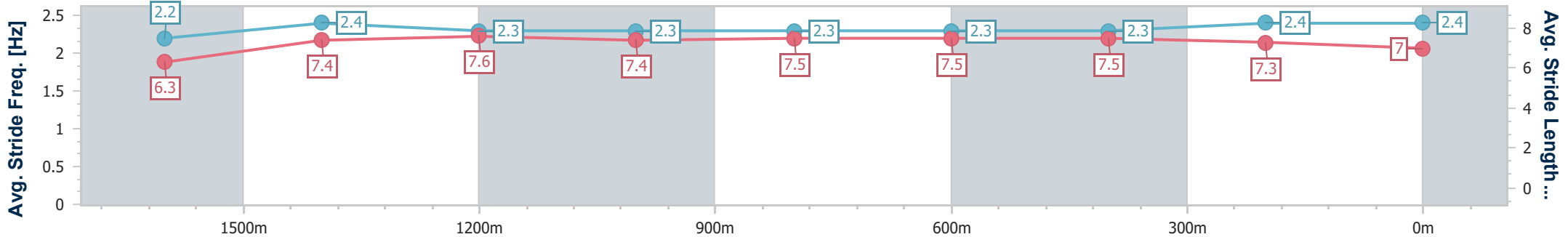
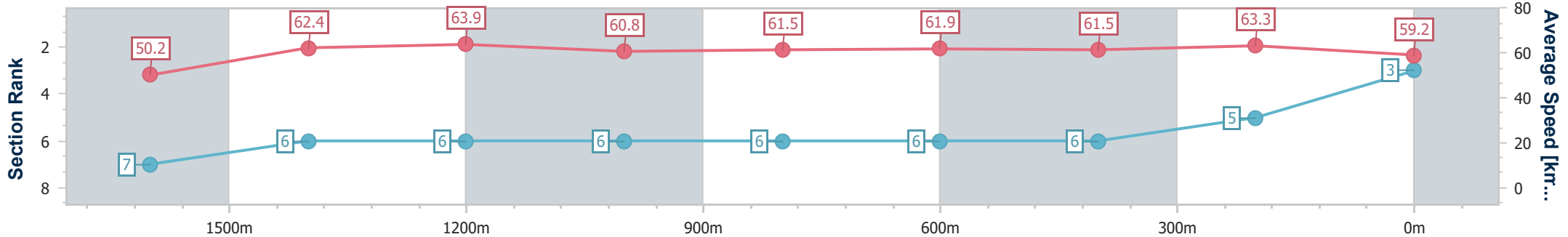


Eagle Farm QLD Professional  
 Race 2: MOUNT FRANKLIN QTIS Three-Year-Old Handicap - 1835m  
 02 March 2024 - 12:48  
 Track Rating: Good 4, Weather: Fine, Rail Position: +7m Entire



BRISBANE RACING CLUB

Section	Overall	1600m	1400m	1200m	1000m	800m	600m	400m	200m
Section Times	1:51.27 [3] (0:16.97)	1:34.30 [7] (0:11.61)	1:22.69 [6] (0:11.30)	1:11.39 [6] (0:11.89)	0:59.50 [6] (0:12.02)	0:47.48 [6] (0:11.94)	0:35.54 [6] (0:11.98)	0:23.56 [6] (0:11.37)	0:12.19 [5] (0:12.19)
Average Speed [km/h]	50.2	62.4	63.9	60.8	61.5	61.9	61.5	63.3	59.2
Top Speed [km/h]	59.8	65.6	66.0	61.4	62.3	62.8	63.0	65.5	63.7
Avg. Dist. to Rail [m]	4.2	1.9	2.8	3.7	5.7	5.6	4.0	6.8	4.5
Avg. Stride Freq. [Hz]	2.2	2.4	2.3	2.3	2.3	2.3	2.3	2.4	2.4
Avg. Stride Length [m]	6.3	7.4	7.6	7.4	7.5	7.5	7.5	7.3	7.0



- [ ] Ranking at each section and finish
- .-.- No data available at this section
- NA No data available



Horse/Jockey Name	Jungle Prince
Final Rank	4
Fastest Section Time (Section)	0:11.18 (1400m)
Top Speed [km/h] (Section)	65.6 (1400m)
Race State	Finished

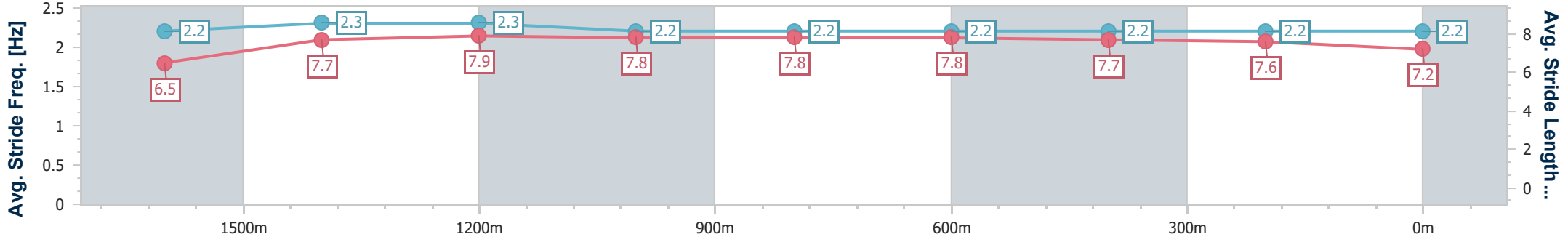
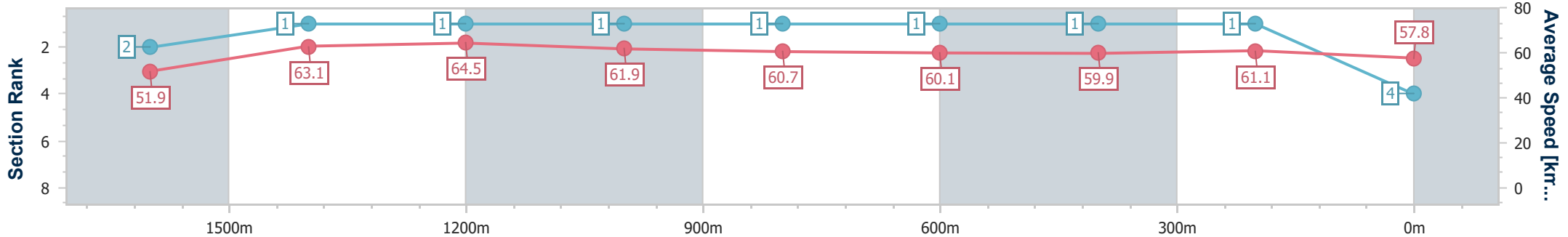


Eagle Farm QLD Professional  
 Race 2: MOUNT FRANKLIN QTIS Three-Year-Old Handicap - 1835m  
 02 March 2024 - 12:48  
 Track Rating: Good 4, Weather: Fine, Rail Position: +7m Entire



BRISBANE  
 RACING CLUB

Section	Overall	1600m	1400m	1200m	1000m	800m	600m	400m	200m
Section Times	1:51.32 [4] (0:16.45)	1:34.87 [2] (0:11.49)	1:23.38 [1] (0:11.18)	1:12.20 [1] (0:11.65)	1:00.55 [1] (0:12.05)	0:48.50 [1] (0:12.11)	0:36.39 [1] (0:12.08)	0:24.31 [1] (0:11.80)	0:12.51 [1] (0:12.51)
Average Speed [km/h]	51.9	63.1	64.5	61.9	60.7	60.1	59.9	61.1	57.8
Top Speed [km/h]	61.2	65.6	65.6	62.5	61.4	61.5	61.8	62.1	60.5
Avg. Dist. to Rail [m]	4.7	2.0	2.6	2.4	2.8	2.8	0.9	0.9	0.9
Avg. Stride Freq. [Hz]	2.2	2.3	2.3	2.2	2.2	2.2	2.2	2.2	2.2
Avg. Stride Length [m]	6.5	7.7	7.9	7.8	7.8	7.8	7.7	7.6	7.2



- [ ] Ranking at each section and finish
- .-.- No data available at this section
- NA No data available



Horse/Jockey Name	Bilpa Morea
Final Rank	5
Fastest Section Time (Section)	0:11.55 (1600m)
Top Speed [km/h] (Section)	65.0 (1400m)
Race State	Finished

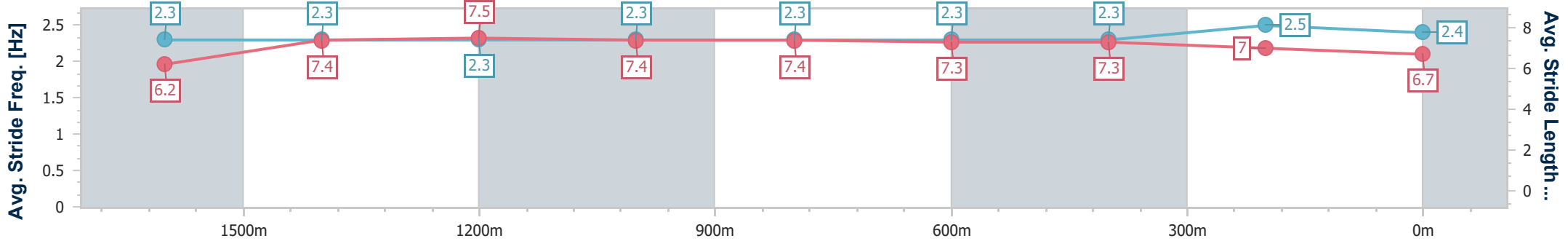
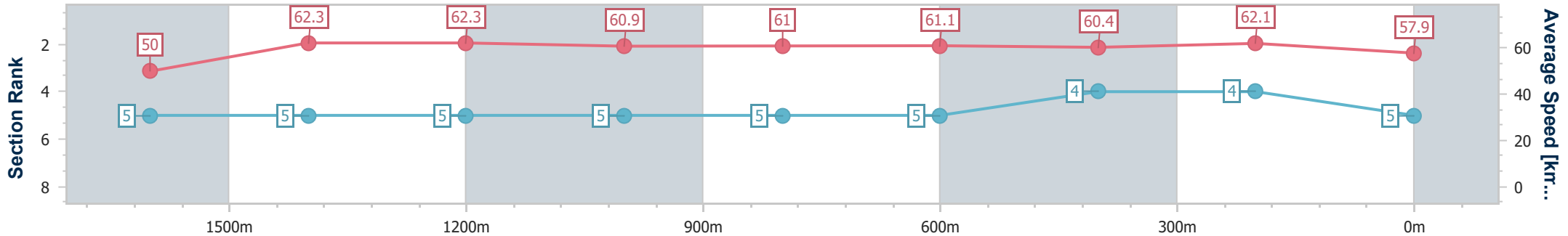


Eagle Farm QLD Professional  
 Race 2: MOUNT FRANKLIN QTIS Three-Year-Old Handicap - 1835m  
 02 March 2024 - 12:48  
 Track Rating: Good 4, Weather: Fine, Rail Position: +7m Entire



BRISBANE RACING CLUB

Section	Overall	1600m	1400m	1200m	1000m	800m	600m	400m	200m
Section Times	1:51.57 [5] (0:16.77)	1:34.80 [5] (0:11.55)	1:23.25 [5] (0:11.55)	1:11.70 [5] (0:11.85)	0:59.85 [5] (0:11.88)	0:47.97 [5] (0:11.92)	0:36.05 [5] (0:11.94)	0:24.11 [4] (0:11.60)	0:12.51 [4] (0:12.51)
Average Speed [km/h]	50.0	62.3	62.3	60.9	61.0	61.1	60.4	62.1	57.9
Top Speed [km/h]	61.2	63.5	65.0	61.7	62.4	62.1	62.0	63.0	59.8
Avg. Dist. to Rail [m]	3.0	0.9	1.0	0.9	2.0	2.5	0.5	1.3	2.5
Avg. Stride Freq. [Hz]	2.3	2.3	2.3	2.3	2.3	2.3	2.3	2.5	2.4
Avg. Stride Length [m]	6.2	7.4	7.5	7.4	7.4	7.3	7.3	7.0	6.7



- [ ] Ranking at each section and finish
- .-.- No data available at this section
- NA No data available



Horse/Jockey Name	Kenshin Maru
Final Rank	6
Fastest Section Time (Section)	0:11.50 (1400m)
Top Speed [km/h] (Section)	64.3 (1400m)
Race State	Finished

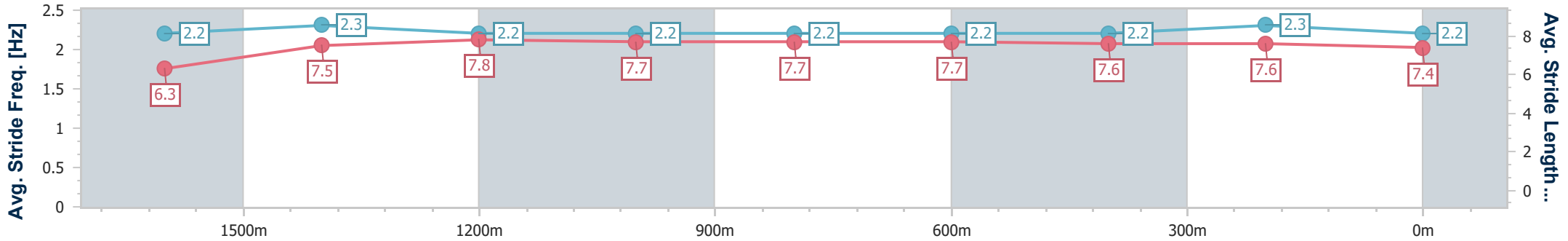
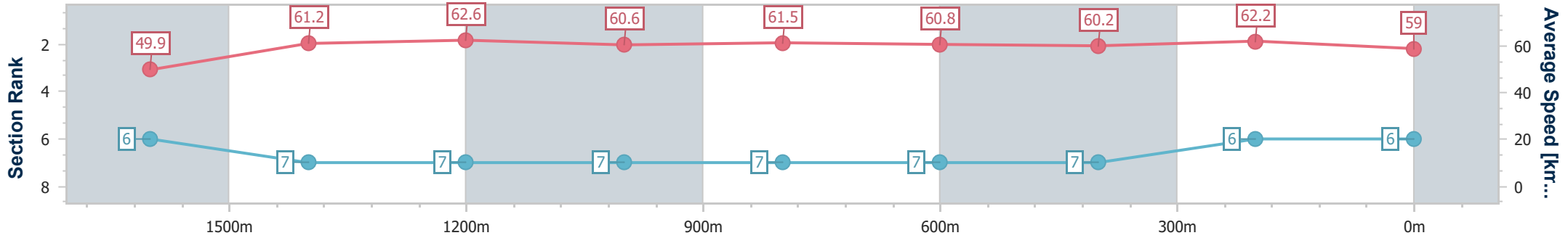


Eagle Farm QLD Professional  
 Race 2: MOUNT FRANKLIN QTIS Three-Year-Old Handicap - 1835m  
 02 March 2024 - 12:48  
 Track Rating: Good 4, Weather: Fine, Rail Position: +7m Entire



BRISBANE  
 RACING CLUB

Section	Overall	1600m	1400m	1200m	1000m	800m	600m	400m	200m
Section Times	1:51.77 [6] (0:16.95)	1:34.82 [6] (0:11.79)	1:23.03 [7] (0:11.50)	1:11.53 [7] (0:11.90)	0:59.63 [7] (0:11.90)	0:47.73 [7] (0:11.87)	0:35.86 [7] (0:11.95)	0:23.91 [7] (0:11.63)	0:12.28 [6] (0:12.28)
Average Speed [km/h]	49.9	61.2	62.6	60.6	61.5	60.8	60.2	62.2	59.0
Top Speed [km/h]	60.2	62.8	64.3	61.4	62.2	62.1	62.3	62.9	61.4
Avg. Dist. to Rail [m]	2.5	1.1	0.6	1.9	2.8	1.3	0.5	4.8	5.6
Avg. Stride Freq. [Hz]	2.2	2.3	2.2	2.2	2.2	2.2	2.2	2.3	2.2
Avg. Stride Length [m]	6.3	7.5	7.8	7.7	7.7	7.7	7.6	7.6	7.4



- [ ] Ranking at each section and finish
- .-.- No data available at this section
- NA No data available





Horse/Jockey Name	Bean All Ova
Final Rank	7
Fastest Section Time (Section)	0:11.26 (1400m)
Top Speed [km/h] (Section)	66.1 (1400m)
Race State	Finished

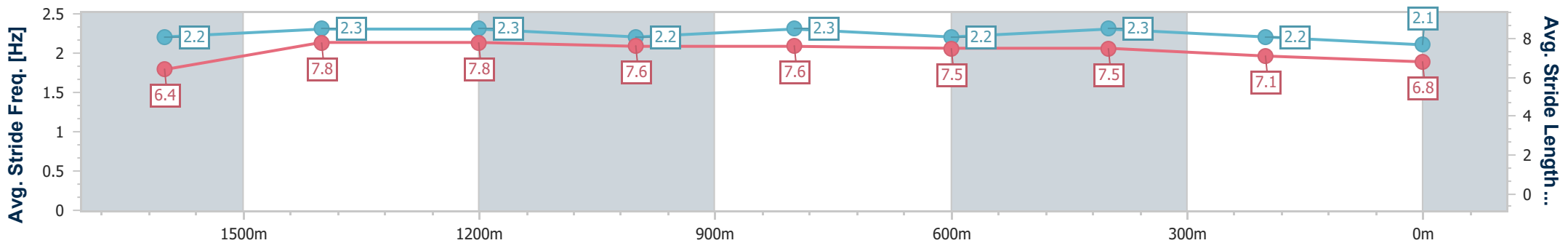
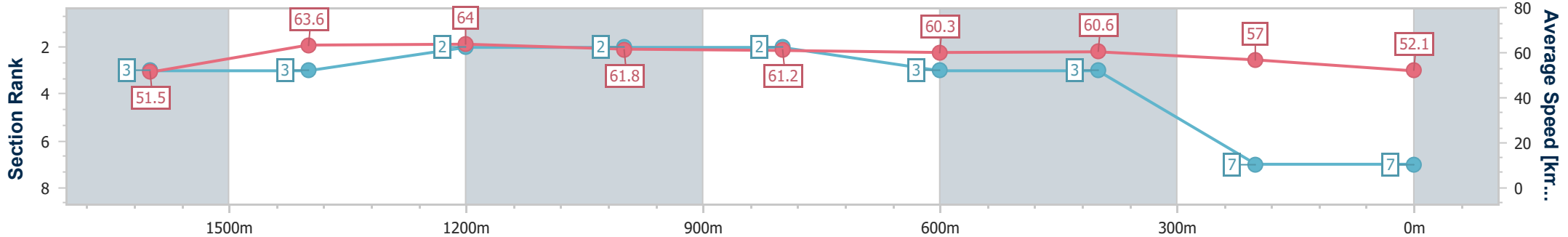


Eagle Farm QLD Professional  
 Race 2: MOUNT FRANKLIN QTIS Three-Year-Old Handicap - 1835m  
 02 March 2024 - 12:48  
 Track Rating: Good 4, Weather: Fine, Rail Position: +7m Entire



BRISBANE  
 RACING CLUB

Section	Overall	1600m	1400m	1200m	1000m	800m	600m	400m	200m
Section Times	1:53.89 [7] (0:16.66)	1:37.23 [3] (0:11.44)	1:25.79 [3] (0:11.26)	1:14.53 [2] (0:11.67)	1:02.86 [2] (0:12.11)	0:50.75 [2] (0:12.17)	0:38.58 [3] (0:12.08)	0:26.50 [3] (0:12.63)	0:13.87 [7] (0:13.87)
Average Speed [km/h]	51.5	63.6	64.0	61.8	61.2	60.3	60.6	57.0	52.1
Top Speed [km/h]	61.5	65.1	66.1	62.5	61.6	61.7	61.0	60.3	55.2
Avg. Dist. to Rail [m]	5.8	3.6	3.3	3.7	5.4	4.9	2.9	3.9	3.5
Avg. Stride Freq. [Hz]	2.2	2.3	2.3	2.2	2.3	2.2	2.3	2.2	2.1
Avg. Stride Length [m]	6.4	7.8	7.8	7.6	7.6	7.5	7.5	7.1	6.8



- [ ] Ranking at each section and finish
- .-.- No data available at this section
- NA No data available