



Aquis Park Gold Coast Poly QLD Professional

Race 7: DOVAL CONSTRUCTION GROUP BENCHMARK 55 Handicap - 1050m

02 March 2024 - 16:45



Track Rating: Synthetic , Weather: , Rail Position: True

Section		Overall	1000m	800m	600m	400m	200m	Last 600m					
Field Times		1:02.77 (0:04.90)	0:57.87 (0:10.97)	0:46.90 (0:10.97)	0:35.93 (0:11.35)	0:24.58 (0:11.89)	0:12.69 (0:12.69)	0:00.00					
Rank	TAB Horse/Jockey	Barrier	Top Speed [km/h]	Fastest Section	Margin	Margin	Margin	Margin	Distance Travelled [m]				
1	1 MY DOG DIESEL Sariah Champkin	1	69.4 1000m	0:04.93 Overall	1:02.77 [1] (0:04.93)	0:57.84 [2] (0:10.94)	0:46.90 [1] (0:10.97)	0:35.93 [1] (0:11.35)	0:24.58 [1] (0:11.89)	0:12.69 [1] (0:12.69)	1:02.77	0:35.93	
2	6 JUST LOOKING Emily Lang	6	Data was not able to be tracked for this horse		-:--:--	-:--:--	-:--:--	-:--:--	-:--:--	-:--:--	0.3L	-:--:--	----:--
3	4 FIFTY CARATS Jasper Franklin	4	69.4 800m	0:05.01 Overall	1:02.85 [3] (0:05.01)	0:57.84 [3] (0:11.06)	0:46.78 [3] (0:10.98)	0:35.80 [2] (0:11.47)	0:24.33 [3] (0:11.91)	0:12.42 [2] (0:12.42)	0.4L	0:35.80	-3
4	9 GRANDEUR ROSE Casey Waddell	9	69.0 1000m	0:04.90 Overall	1:03.03 [4] (0:04.90)	0:58.13 [1] (0:11.07)	0:47.06 [2] (0:11.10)	0:35.96 [3] (0:11.44)	0:24.52 [2] (0:12.04)	0:12.48 [3] (0:12.48)	1.4L	0:35.96	-1
5	11 ZUMAIA Girish Goomany	11	Data was not able to be tracked for this horse		-:--:--	-:--:--	-:--:--	-:--:--	-:--:--	-:--:--	2.9L	-:--:--	----:--
6	10 NAMID Matthew Palmer	10	Data was not able to be tracked for this horse		-:--:--	-:--:--	-:--:--	-:--:--	-:--:--	-:--:--	6.4L	-:--:--	----:--

Scratched: Fullham (#5), Freeland (#2), All The Shops (#3), Marleedoone (#7), Molly Golightly (#8)

[] Ranking at each section and finish
 -:--:-- No data available at this section
 NA No data available

SCN Saddle cloth number
 DNF Did not finish
 DNT Did not track



Horse/Jockey Name	My Dog Diesel
Final Rank	1
Fastest Section Time (Section)	0:04.93 (Overall)
Top Speed [km/h] (Section)	69.4 (1000m)
Race State	Finished



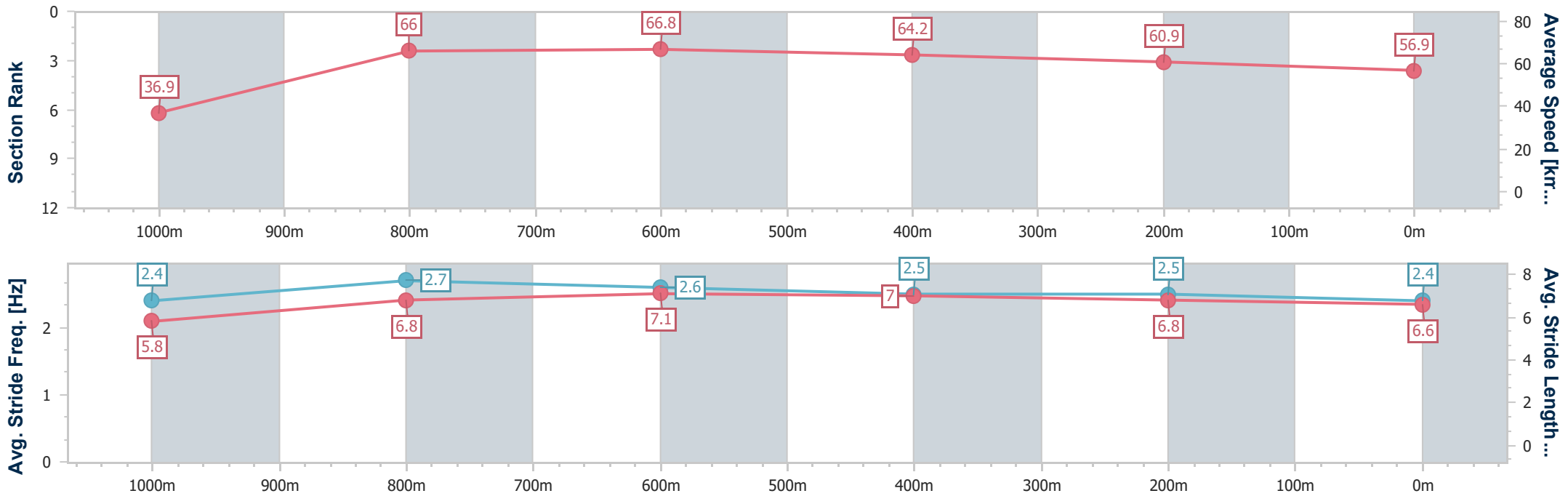
Aquis Park Gold Coast Poly QLD Professional
Race 7: DOVAL CONSTRUCTION GROUP BENCHMARK 55
Handicap - 1050m



02 March 2024 - 16:45

Track Rating: Synthetic , Weather: , Rail Position: True

Section	Overall	1000m	800m	600m	400m	200m
Section Times	1:02.77 [1] (0:04.93)	0:57.84 [2] (0:10.94)	0:46.90 [1] (0:10.97)	0:35.93 [1] (0:11.35)	0:24.58 [1] (0:11.89)	0:12.69 [1] (0:12.69)
Average Speed [km/h]	36.9	66.0	66.8	64.2	60.9	56.9
Top Speed [km/h]	55.9	69.4	69.1	67.4	63.3	59.5
Avg. Dist. to Rail [m]	3.4	2.4	2.4	2.8	3.2	2.6
Avg. Stride Freq. [Hz]	2.4	2.7	2.6	2.5	2.5	2.4
Avg. Stride Length [m]	5.8	6.8	7.1	7.0	6.8	6.6



- [] Ranking at each section and finish
- .-.- No data available at this section
- NA No data available



Horse/Jockey Name	Fifty Carats
Final Rank	3
Fastest Section Time (Section)	0:05.01 (Overall)
Top Speed [km/h] (Section)	69.4 (800m)
Race State	Finished



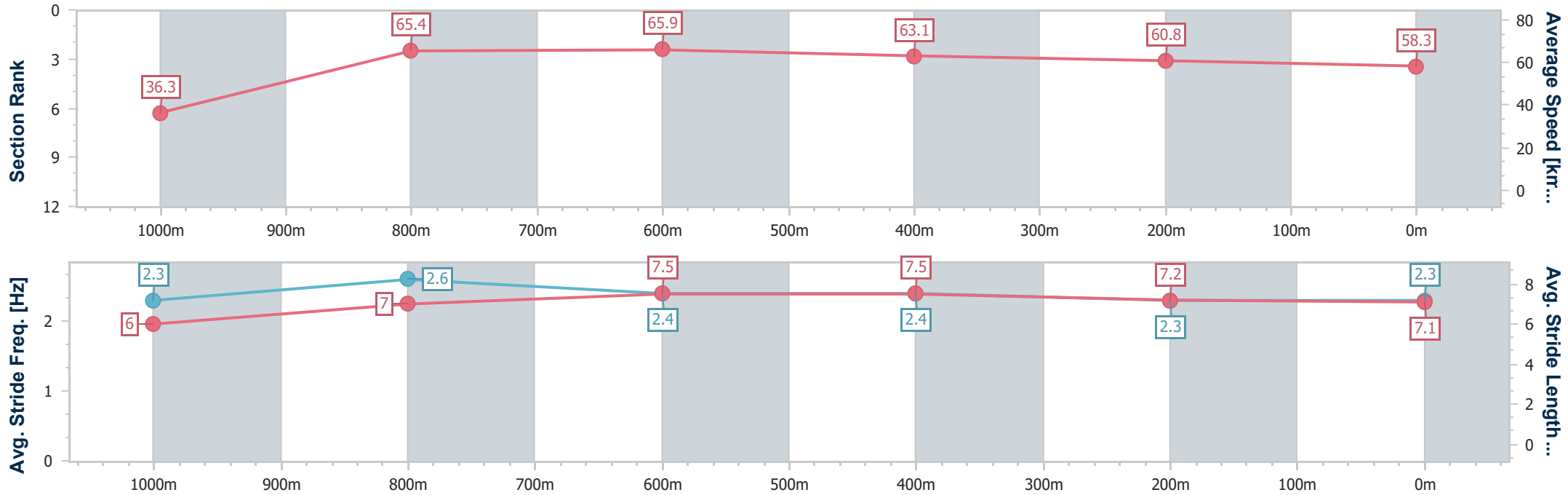
Aquis Park Gold Coast Poly QLD Professional
 Race 7: DOVAL CONSTRUCTION GROUP BENCHMARK 55
 Handicap - 1050m



02 March 2024 - 16:45

Track Rating: Synthetic , Weather: , Rail Position: True

Section	Overall	1000m	800m	600m	400m	200m
Section Times	1:02.85 [3] (0:05.01)	0:57.84 [3] (0:11.06)	0:46.78 [3] (0:10.98)	0:35.80 [2] (0:11.47)	0:24.33 [3] (0:11.91)	0:12.42 [2] (0:12.42)
Average Speed [km/h]	36.3	65.4	65.9	63.1	60.8	58.3
Top Speed [km/h]	56.4	68.5	69.4	68.3	62.9	60.2
Avg. Dist. to Rail [m]	1.9	1.1	1.0	1.4	4.6	5.7
Avg. Stride Freq. [Hz]	2.3	2.6	2.4	2.4	2.3	2.3
Avg. Stride Length [m]	6.0	7.0	7.5	7.5	7.2	7.1



- [] Ranking at each section and finish
- .-.- No data available at this section
- NA No data available



Horse/Jockey Name	Grandeur Rose
Final Rank	4
Fastest Section Time (Section)	0:04.90 (Overall)
Top Speed [km/h] (Section)	69.0 (1000m)
Race State	Finished



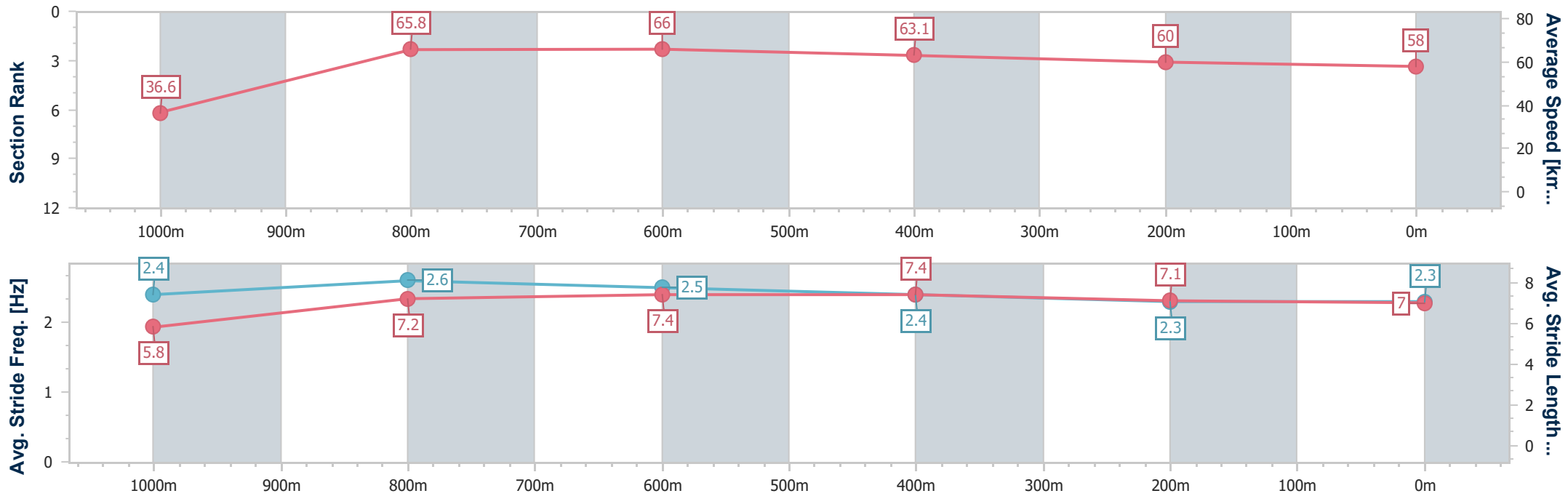
Aquis Park Gold Coast Poly QLD Professional
 Race 7: DOVAL CONSTRUCTION GROUP BENCHMARK 55
 Handicap - 1050m



02 March 2024 - 16:45

Track Rating: Synthetic , Weather: , Rail Position: True

Section	Overall	1000m	800m	600m	400m	200m
Section Times	1:03.03 [4] (0:04.90)	0:58.13 [1] (0:11.07)	0:47.06 [2] (0:11.10)	0:35.96 [3] (0:11.44)	0:24.52 [2] (0:12.04)	0:12.48 [3] (0:12.48)
Average Speed [km/h]	36.6	65.8	66.0	63.1	60.0	58.0
Top Speed [km/h]	56.2	69.0	68.0	67.1	62.3	60.0
Avg. Dist. to Rail [m]	6.2	4.2	3.0	1.4	2.4	4.7
Avg. Stride Freq. [Hz]	2.4	2.6	2.5	2.4	2.3	2.3
Avg. Stride Length [m]	5.8	7.2	7.4	7.4	7.1	7.0



- [] Ranking at each section and finish
- .-.- No data available at this section
- NA No data available



Horse/Jockey Name	Just Looking
Final Rank	2
Fastest Section Time (Section)	-:--:--
Top Speed [km/h] (Section)	--.-
Race State	DidNotTrack



Aquis Park Gold Coast Poly QLD Professional
 Race 7: DOVAL CONSTRUCTION GROUP BENCHMARK 55
 Handicap - 1050m



02 March 2024 - 16:45

Track Rating: Synthetic , Weather: , Rail Position: True

Section	Overall	1000m	800m	600m	400m	200m							
Section Times	-:--:--	-:--:--	-:--:--	-:--:--	-:--:--	-:--:--							
Average Speed [km/h]	--.-	--.-	--.-	--.-	--.-	--.-							
Top Speed [km/h]	--.-	--.-	--.-	--.-	--.-	--.-							
Avg. Dist. to Rail [m]	--	--	--	--	--	--							
Avg. Stride Freq. [Hz]	--.-	--.-	--.-	--.-	--.-	--.-							
Avg. Stride Length [m]	--.-	--.-	--.-	--.-	--.-	--.-							

- [] Ranking at each section and finish
- :--:-- No data available at this section
- NA No data available



Horse/Jockey Name	Zumaia
Final Rank	5
Fastest Section Time (Section)	--:--
Top Speed [km/h] (Section)	--
Race State	DidNotTrack



Aquis Park Gold Coast Poly QLD Professional
 Race 7: DOVAL CONSTRUCTION GROUP BENCHMARK 55
 Handicap - 1050m



02 March 2024 - 16:45

Track Rating: Synthetic , Weather: , Rail Position: True

Section	Overall	1000m	800m	600m	400m	200m							
Section Times	--:--	--:--	--:--	--:--	--:--	--:--							
Average Speed [km/h]	--	--	--	--	--	--							
Top Speed [km/h]	--	--	--	--	--	--							
Avg. Dist. to Rail [m]	--	--	--	--	--	--							
Avg. Stride Freq. [Hz]	--	--	--	--	--	--							
Avg. Stride Length [m]	--	--	--	--	--	--							

- [] Ranking at each section and finish
- :-- No data available at this section
- NA No data available



Horse/Jockey Name	Namid
Final Rank	6
Fastest Section Time (Section)	--:--
Top Speed [km/h] (Section)	--
Race State	DidNotTrack



Aquis Park Gold Coast Poly QLD Professional
 Race 7: DOVAL CONSTRUCTION GROUP BENCHMARK 55
 Handicap - 1050m



02 March 2024 - 16:45

Track Rating: Synthetic , Weather: , Rail Position: True

Section	Overall	1000m	800m	600m	400m	200m							
Section Times	--:--	--:--	--:--	--:--	--:--	--:--							
Average Speed [km/h]	--	--	--	--	--	--							
Top Speed [km/h]	--	--	--	--	--	--							
Avg. Dist. to Rail [m]	--	--	--	--	--	--							
Avg. Stride Freq. [Hz]	--	--	--	--	--	--							
Avg. Stride Length [m]	--	--	--	--	--	--							

- [] Ranking at each section and finish
- :-- No data available at this section
- NA No data available