



# Aquis Park Gold Coast Poly QLD Professional

## Race 3: Mi Electric Class 1 Plate - 1200m

02 March 2024 - 14:14



Track Rating: Synthetic, Weather: Fine, Rail Position: True

Section		Overall	1000m	800m	600m	400m	200m	Last 600m					
Field Times		1:11.83 (0:13.26)	0:58.57 (0:10.90)	0:47.67 (0:11.23)	0:36.44 (0:11.35)	0:25.09 (0:12.07)	0:13.02 (0:13.02)	0:36.44					
Rank	TAB Horse/Jockey	Barrier	Top Speed [km/h]	Fastest Section							Margin	Distance Travelled [m]	
1	11 PLATINUM LIES Jag Guthmann-Chester	11	68.2	0:10.90	1:11.83 [1] (0:13.26)	0:58.57 [1] (0:10.90)	0:47.67 [2] (0:11.23)	0:36.44 [1] (0:11.35)	0:25.09 [1] (0:12.07)	0:13.02 [1] (0:13.02)	1:11.83	0:36.44	
2	9 DENIED Chris Meehan	9	67.0	0:11.10	1:11.87 [2] (0:13.44)	0:58.43 [4] (0:11.10)	0:47.33 [4] (0:11.30)	0:36.03 [4] (0:11.56)	0:24.47 [4] (0:12.01)	0:12.46 [2] (0:12.46)	0.2L	0:36.03	+3
3	3 NEOCLASSICISM Elione Chaves	3	69.1	0:10.75	1:12.46 [3] (0:13.41)	0:59.05 [2] (0:10.75)	0:48.30 [1] (0:11.33)	0:36.97 [2] (0:11.56)	0:25.41 [2] (0:12.37)	0:13.04 [3] (0:13.04)	3.5L	0:36.97	+7
4	4 PEPERONCINO Jai Williams	4	68.1	0:10.91	1:12.91 [4] (0:13.43)	0:59.48 [3] (0:10.91)	0:48.57 [3] (0:11.27)	0:37.30 [3] (0:11.50)	0:25.80 [3] (0:12.38)	0:13.42 [4] (0:13.42)	6L	0:37.30	+4
5	7 IN MOTION Paul Hammersley	7	66.5	0:11.01	1:13.14 [5] (0:14.07)	0:59.07 [6] (0:11.01)	0:48.06 [6] (0:11.20)	0:36.86 [6] (0:11.75)	0:25.11 [6] (0:12.23)	0:12.88 [5] (0:12.88)	7.3L	0:36.86	+3
6	10 QUEEN LUWELL Girish Goomany	10	67.0	0:10.93	1:13.59 [6] (0:14.32)	0:59.27 [7] (0:10.93)	0:48.34 [7] (0:11.37)	0:36.97 [7] (0:11.76)	0:25.21 [7] (0:12.23)	0:12.98 [7] (0:12.98)	9.8L	0:36.97	+7
7	5 PRONTO VINCENTO Emily Lang	5	67.3	0:10.84	1:14.56 [7] (0:13.87)	1:00.69 [5] (0:10.84)	0:49.85 [5] (0:11.25)	0:38.60 [5] (0:11.69)	0:26.91 [5] (0:12.63)	0:14.28 [6] (0:14.28)	15.3L	0:38.60	+8

Scratched: Instant Response (#2), Torre Egger (#8), He's Essential (#1), Change The Deal (#6)

[ ] Ranking at each section and finish  
 -:-:- No data available at this section  
 NA No data available

SCN Saddle cloth number  
 DNF Did not finish  
 DNT Did not track



Horse/Jockey Name	Platinum Lies
Final Rank	1
Fastest Section Time (Section)	0:10.90 (1000m)
Top Speed [km/h] (Section)	68.2 (1000m)
Race State	Finished



Aquis Park Gold Coast Poly QLD Professional

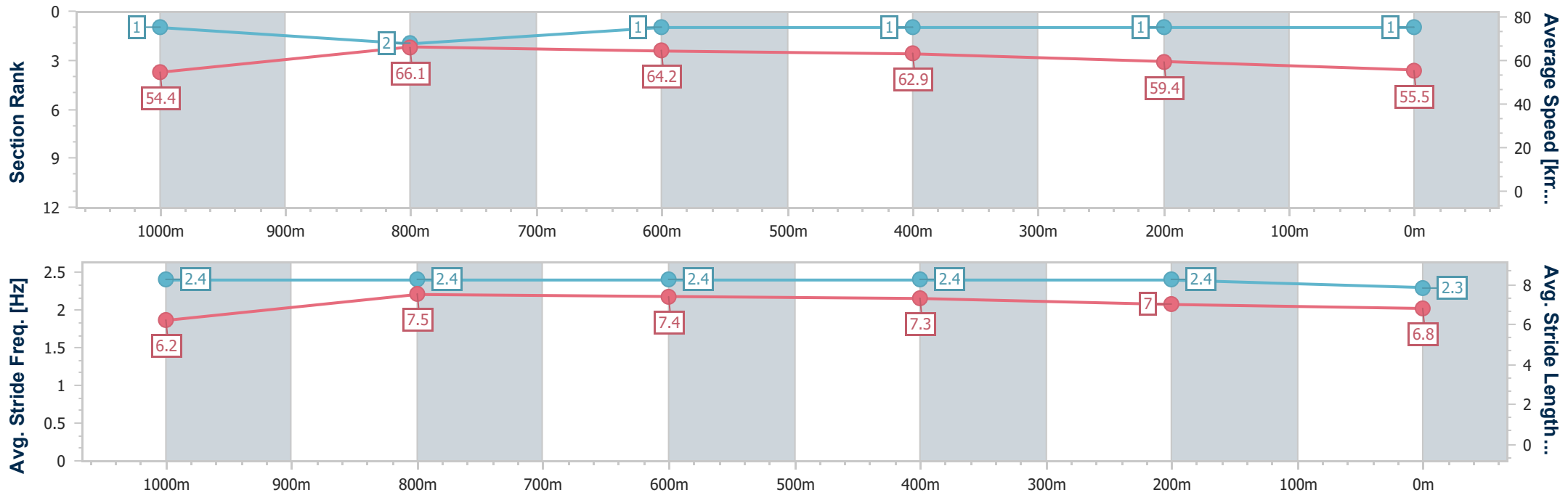
Race 3: Mi Electric Class 1 Plate - 1200m

02 March 2024 - 14:14

Track Rating: Synthetic, Weather: Fine, Rail Position: True



Section	Overall	1000m	800m	600m	400m	200m
Section Times	1:11.83 [1] (0:13.26)	0:58.57 [1] (0:10.90)	0:47.67 [2] (0:11.23)	0:36.44 [1] (0:11.35)	0:25.09 [1] (0:12.07)	0:13.02 [1] (0:13.02)
Average Speed [km/h]	54.4	66.1	64.2	62.9	59.4	55.5
Top Speed [km/h]	66.3	68.2	65.1	66.2	61.7	57.1
Avg. Dist. to Rail [m]	4.3	0.8	0.6	1.5	0.6	2.3
Avg. Stride Freq. [Hz]	2.4	2.4	2.4	2.4	2.4	2.3
Avg. Stride Length [m]	6.2	7.5	7.4	7.3	7.0	6.8



- [ ] Ranking at each section and finish
- .-.- No data available at this section
- NA No data available



Horse/Jockey Name	Denied
Final Rank	2
Fastest Section Time (Section)	0:11.10 (1000m)
Top Speed [km/h] (Section)	67.0 (Overall)
Race State	Finished



Aquis Park Gold Coast Poly QLD Professional

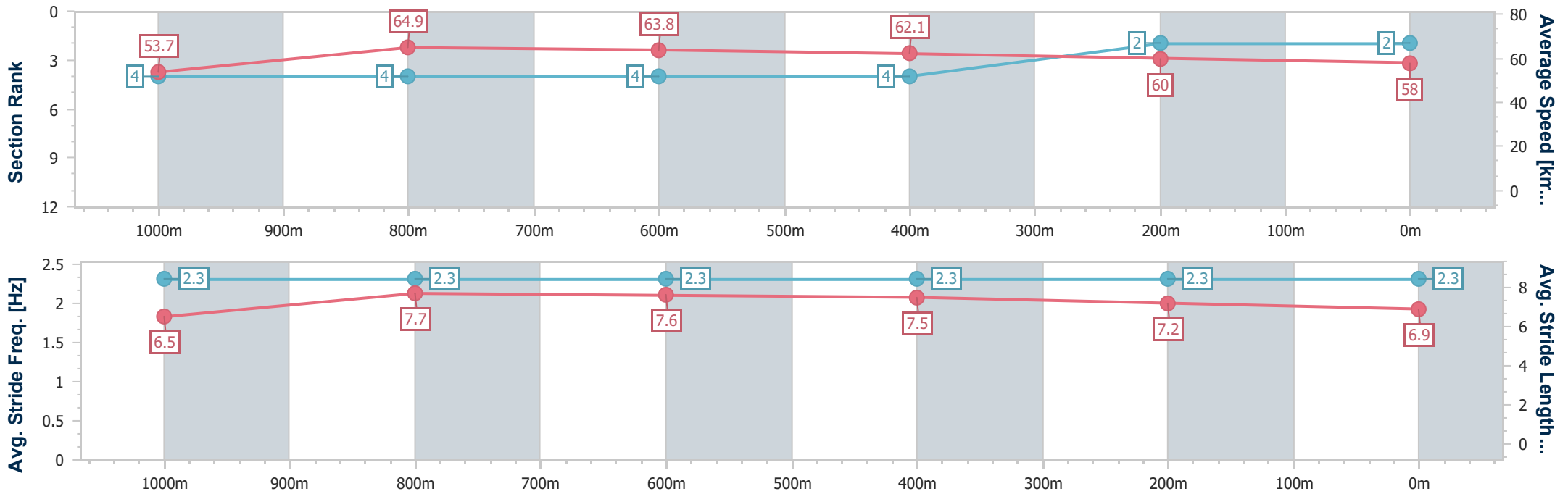
Race 3: Mi Electric Class 1 Plate - 1200m

02 March 2024 - 14:14

Track Rating: Synthetic, Weather: Fine, Rail Position: True



Section	Overall	1000m	800m	600m	400m	200m
Section Times	1:11.87 [2] (0:13.44)	0:58.43 [4] (0:11.10)	0:47.33 [4] (0:11.30)	0:36.03 [4] (0:11.56)	0:24.47 [4] (0:12.01)	0:12.46 [2] (0:12.46)
Average Speed [km/h]	53.7	64.9	63.8	62.1	60.0	58.0
Top Speed [km/h]	67.0	66.2	65.3	65.3	61.3	59.9
Avg. Dist. to Rail [m]	1.4	0.5	0.4	0.4	3.5	5.3
Avg. Stride Freq. [Hz]	2.3	2.3	2.3	2.3	2.3	2.3
Avg. Stride Length [m]	6.5	7.7	7.6	7.5	7.2	6.9



- [ ] Ranking at each section and finish
- .-.- No data available at this section
- NA No data available



Horse/Jockey Name	Neoclassicism
Final Rank	3
Fastest Section Time (Section)	0:10.75 (1000m)
Top Speed [km/h] (Section)	69.1 (1000m)
Race State	Finished



Aquis Park Gold Coast Poly QLD Professional

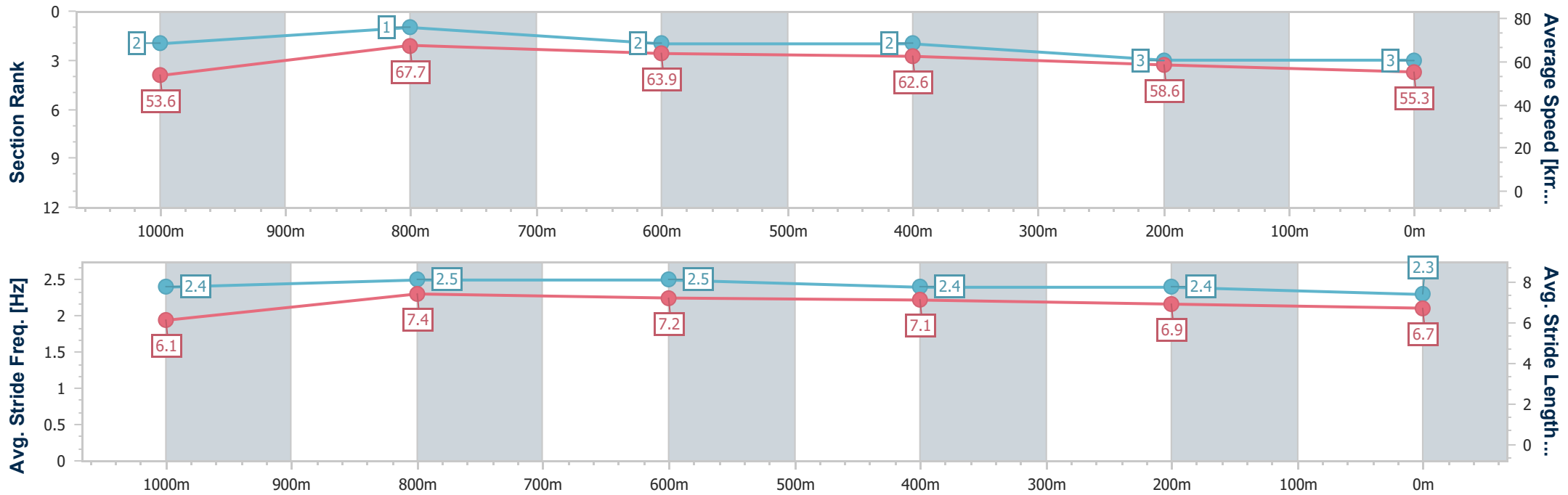
Race 3: Mi Electric Class 1 Plate - 1200m

02 March 2024 - 14:14

Track Rating: Synthetic, Weather: Fine, Rail Position: True



Section	Overall	1000m	800m	600m	400m	200m
Section Times	1:12.46 [3] (0:13.41)	0:59.05 [2] (0:10.75)	0:48.30 [1] (0:11.33)	0:36.97 [2] (0:11.56)	0:25.41 [2] (0:12.37)	0:13.04 [3] (0:13.04)
Average Speed [km/h]	53.6	67.7	63.9	62.6	58.6	55.3
Top Speed [km/h]	67.5	69.1	65.4	65.3	61.2	57.3
Avg. Dist. to Rail [m]	3.1	2.6	1.1	1.5	1.7	2.3
Avg. Stride Freq. [Hz]	2.4	2.5	2.5	2.4	2.4	2.3
Avg. Stride Length [m]	6.1	7.4	7.2	7.1	6.9	6.7



- [ ] Ranking at each section and finish
- .-.- No data available at this section
- NA No data available



Horse/Jockey Name	Peperoncino
Final Rank	4
Fastest Section Time (Section)	0:10.91 (1000m)
Top Speed [km/h] (Section)	68.1 (Overall)
Race State	Finished



Aquis Park Gold Coast Poly QLD Professional

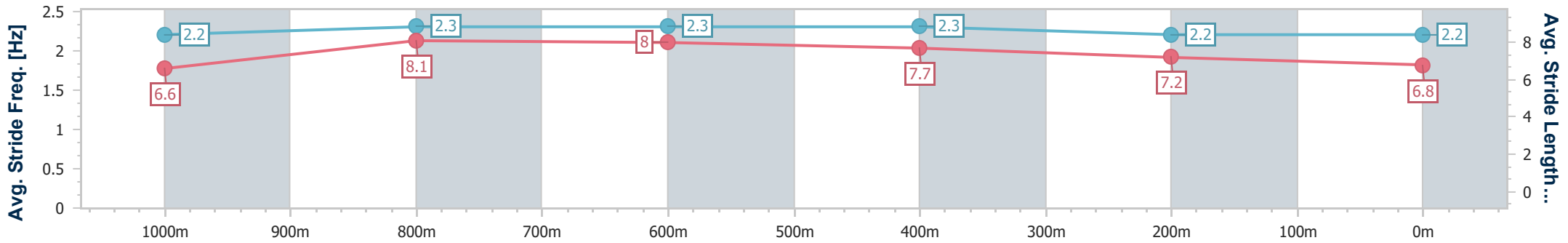
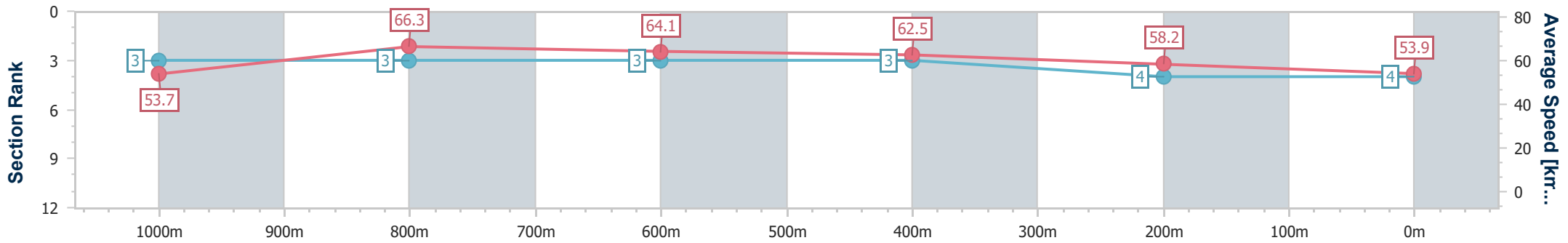
Race 3: Mi Electric Class 1 Plate - 1200m

02 March 2024 - 14:14

Track Rating: Synthetic, Weather: Fine, Rail Position: True



Section	Overall	1000m	800m	600m	400m	200m
Section Times	1:12.91 [4] (0:13.43)	0:59.48 [3] (0:10.91)	0:48.57 [3] (0:11.27)	0:37.30 [3] (0:11.50)	0:25.80 [3] (0:12.38)	0:13.42 [4] (0:13.42)
Average Speed [km/h]	53.7	66.3	64.1	62.5	58.2	53.9
Top Speed [km/h]	68.1	68.0	66.0	64.7	59.9	56.3
Avg. Dist. to Rail [m]	2.3	1.6	1.0	0.5	0.4	0.2
Avg. Stride Freq. [Hz]	2.2	2.3	2.3	2.3	2.2	2.2
Avg. Stride Length [m]	6.6	8.1	8.0	7.7	7.2	6.8



- [ ] Ranking at each section and finish
- .-.- No data available at this section
- NA No data available



Horse/Jockey Name	In Motion
Final Rank	5
Fastest Section Time (Section)	0:11.01 (1000m)
Top Speed [km/h] (Section)	66.5 (1000m)
Race State	Finished



Aquis Park Gold Coast Poly QLD Professional

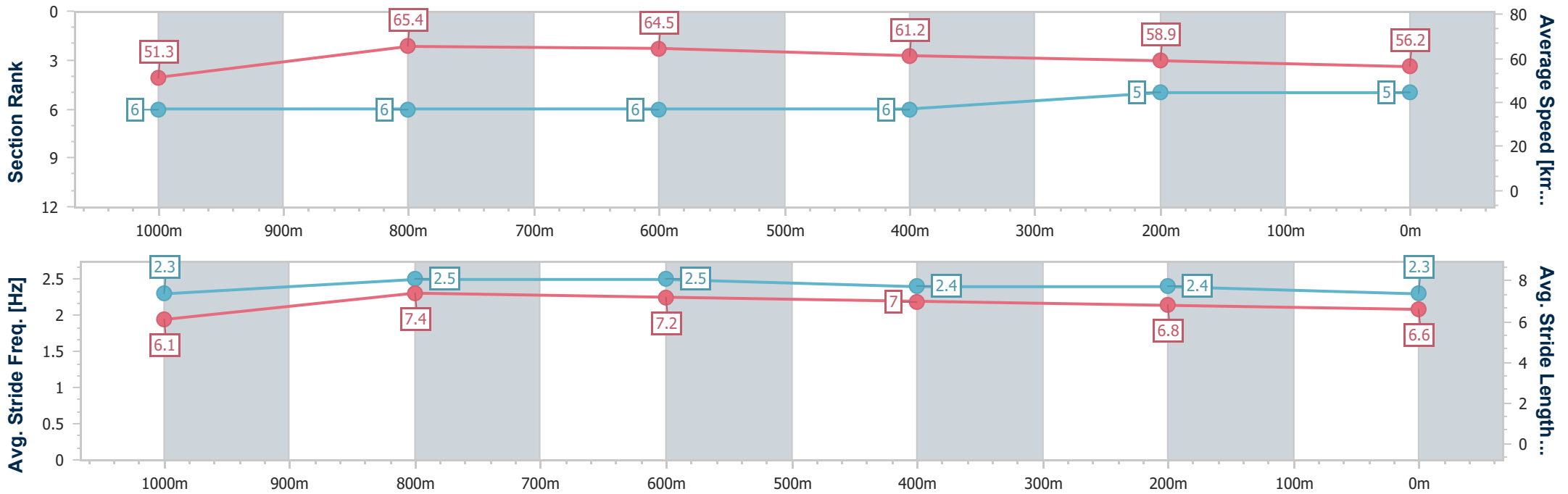
Race 3: Mi Electric Class 1 Plate - 1200m

02 March 2024 - 14:14

Track Rating: Synthetic, Weather: Fine, Rail Position: True



Section	Overall	1000m	800m	600m	400m	200m
Section Times	1:13.14 [5] (0:14.07)	0:59.07 [6] (0:11.01)	0:48.06 [6] (0:11.20)	0:36.86 [6] (0:11.75)	0:25.11 [6] (0:12.23)	0:12.88 [5] (0:12.88)
Average Speed [km/h]	51.3	65.4	64.5	61.2	58.9	56.2
Top Speed [km/h]	64.1	66.5	66.5	63.6	59.9	58.3
Avg. Dist. to Rail [m]	0.6	0.8	0.4	0.5	0.4	3.1
Avg. Stride Freq. [Hz]	2.3	2.5	2.5	2.4	2.4	2.3
Avg. Stride Length [m]	6.1	7.4	7.2	7.0	6.8	6.6



- [ ] Ranking at each section and finish
- .-.- No data available at this section
- NA No data available



Horse/Jockey Name	Queen Luwell
Final Rank	6
Fastest Section Time (Section)	0:10.93 (1000m)
Top Speed [km/h] (Section)	67.0 (1000m)
Race State	Finished



Aquis Park Gold Coast Poly QLD Professional

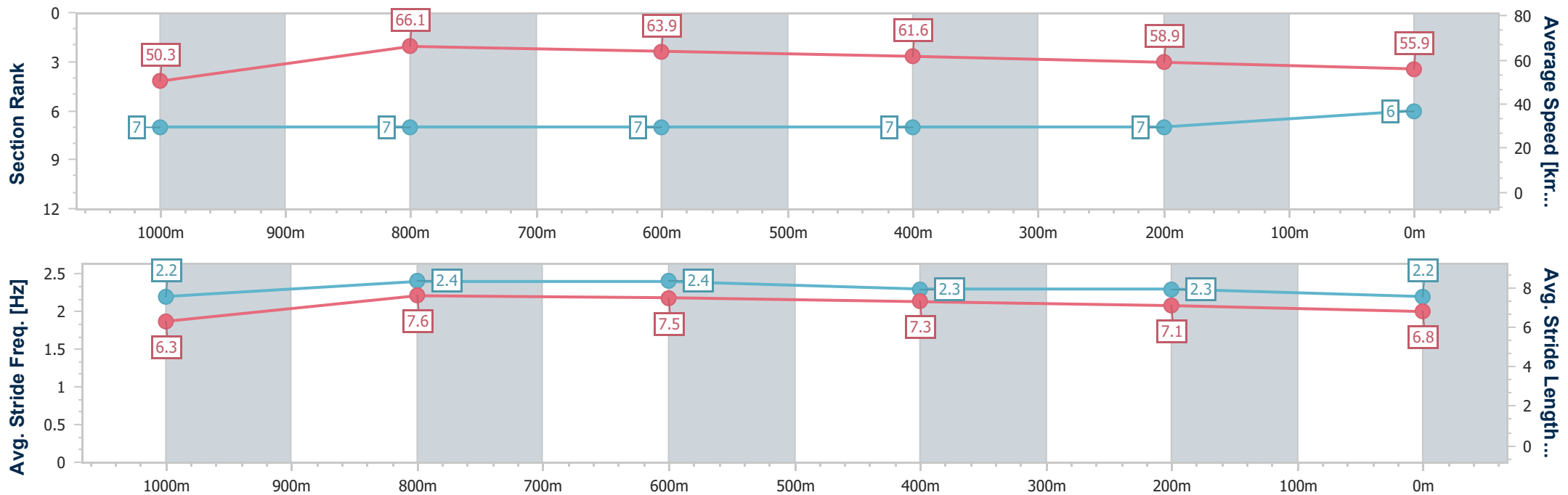
Race 3: Mi Electric Class 1 Plate - 1200m

02 March 2024 - 14:14

Track Rating: Synthetic, Weather: Fine, Rail Position: True



Section	Overall	1000m	800m	600m	400m	200m
Section Times	1:13.59 [6] (0:14.32)	0:59.27 [7] (0:10.93)	0:48.34 [7] (0:11.37)	0:36.97 [7] (0:11.76)	0:25.21 [7] (0:12.23)	0:12.98 [7] (0:12.98)
Average Speed [km/h]	50.3	66.1	63.9	61.6	58.9	55.9
Top Speed [km/h]	65.1	67.0	66.1	63.5	59.8	57.7
Avg. Dist. to Rail [m]	3.7	2.1	1.7	1.8	2.2	4.2
Avg. Stride Freq. [Hz]	2.2	2.4	2.4	2.3	2.3	2.2
Avg. Stride Length [m]	6.3	7.6	7.5	7.3	7.1	6.8



- [ ] Ranking at each section and finish
- .-.- No data available at this section
- NA No data available



Horse/Jockey Name	Pronto Vincenzo
Final Rank	7
Fastest Section Time (Section)	0:10.84 (1000m)
Top Speed [km/h] (Section)	67.3 (1000m)
Race State	Finished



Aquis Park Gold Coast Poly QLD Professional

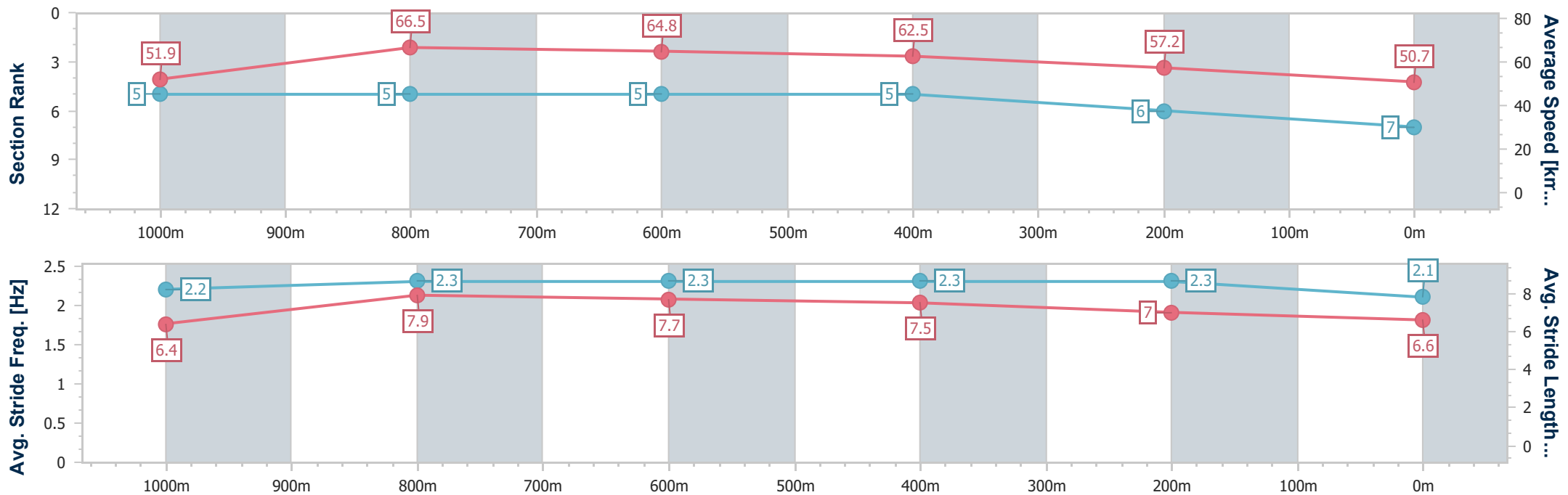
Race 3: Mi Electric Class 1 Plate - 1200m

02 March 2024 - 14:14

Track Rating: Synthetic, Weather: Fine, Rail Position: True



Section	Overall	1000m	800m	600m	400m	200m
Section Times	1:14.56 [7] (0:13.87)	1:00.69 [5] (0:10.84)	0:49.85 [5] (0:11.25)	0:38.60 [5] (0:11.69)	0:26.91 [5] (0:12.63)	0:14.28 [6] (0:14.28)
Average Speed [km/h]	51.9	66.5	64.8	62.5	57.2	50.7
Top Speed [km/h]	66.4	67.3	66.3	64.8	60.6	54.6
Avg. Dist. to Rail [m]	1.8	1.7	2.1	2.8	3.9	5.3
Avg. Stride Freq. [Hz]	2.2	2.3	2.3	2.3	2.3	2.1
Avg. Stride Length [m]	6.4	7.9	7.7	7.5	7.0	6.6



- [ ] Ranking at each section and finish
- .-.- No data available at this section
- NA No data available