



Sunshine Coast Poly Track QLD Professional
Race 1: JORDIES GETTING HITCHED Maiden Plate - 1600m
01 March 2024 - 18:00



Track Rating: Synthetic, Weather: Fine, Rail Position: True

Section		Overall	1400m	1200m	1000m	800m	600m	400m	Last 600m				
Field Times		1:39.02 (0:13.68)	1:25.34 (0:11.36)	1:13.98 (0:11.46)	1:02.52 (0:11.59)	0:50.93 (0:12.37)	0:38.56 (0:12.55)	0:26.01 (0:12.90)	0:38.56				
Rank	TAB Horse/Jockey	Barrier	Top Speed [km/h]	Fastest Section									Distance Travelled [m]
1	7 NEVER BIRD Corey Bayliss	4	64.1 Overall	0:11.45 1400m	1:39.02 [1] (0:14.02)	1:25.00 [4] (0:11.45)	1:13.55 [4] (0:11.80)	1:01.75 [5] (0:11.95)	0:49.80 [5] (0:12.18)	0:37.62 [5] (0:12.21)	0:25.41 [4] (0:12.48)	0:37.62	
2	1 FLAWLESS AMBITION Alexandra Bryan	2	65.4 Overall	0:11.27 1400m	1:39.44 [2] (0:13.83)	1:25.61 [2] (0:11.27)	1:14.34 [2] (0:11.40)	1:02.94 [1] (0:11.59)	0:51.35 [1] (0:12.37)	0:38.98 [1] (0:12.55)	0:26.43 [1] (0:12.90)	0:38.98	-3
3	2 PUSH TURBO Emily Lang	6	64.2 Overall	0:11.45 1400m	1:39.94 [3] (0:13.93)	1:26.01 [3] (0:11.45)	1:14.56 [3] (0:11.62)	1:02.94 [3] (0:11.79)	0:51.15 [3] (0:12.16)	0:38.99 [3] (0:12.34)	0:26.65 [2] (0:12.94)	0:38.99	-2
4	5 HAWKWOOD Justin Huxtable	1	63.6 1200m	0:11.51 1400m	1:40.00 [4] (0:14.03)	1:25.97 [5] (0:11.51)	1:14.46 [5] (0:11.59)	1:02.87 [4] (0:11.71)	0:51.16 [4] (0:12.19)	0:38.97 [4] (0:12.38)	0:26.59 [3] (0:13.07)	0:38.97	-7
5	3 THE BEST BAD BOY Jake Bayliss	3	63.2 1400m	0:11.44 1400m	1:40.40 [5] (0:14.35)	1:26.05 [6] (0:11.44)	1:14.61 [6] (0:11.82)	1:02.79 [6] (0:11.79)	0:51.00 [6] (0:12.05)	0:38.95 [6] (0:12.35)	0:26.60 [5] (0:12.88)	0:38.95	-11
6	6 LUCIELLE Micheal Hellyer	5	64.5 1400m	0:11.45 1400m	1:40.87 [6] (0:14.37)	1:26.50 [7] (0:11.45)	1:15.05 [7] (0:11.89)	1:03.16 [7] (0:11.83)	0:51.33 [7] (0:12.05)	0:39.28 [7] (0:12.39)	0:26.89 [7] (0:13.02)	0:39.28	-1
7	4 BON'S ZEN Minonette Kennedy	7	67.5 Overall	0:11.36 1400m	1:43.63 [7] (0:13.68)	1:29.95 [1] (0:11.36)	1:18.59 [1] (0:11.51)	1:07.08 [2] (0:11.65)	0:55.43 [2] (0:12.61)	0:42.82 [2] (0:13.10)	0:29.72 [6] (0:14.36)	0:42.82	-4

[] Ranking at each section and finish
 -:-:-:- No data available at this section
 NA No data available

SCN Saddle cloth number
 DNF Did not finish
 DNT Did not track



Sunshine Coast Poly Track QLD Professional
Race 1: JORDIES GETTING HITCHED Maiden Plate - 1600m
01 March 2024 - 18:00



Track Rating: Synthetic, Weather: Fine, Rail Position: True

Section				200m				Last 600m	
Field Times				0:13.11 (0:13.11)				0:38.56	
Rank	TAB	Horse/Jockey	Barrier	Top Speed [km/h]	Fastest Section	Margin			Distance Travelled [m]
1	7	NEVER BIRD Corey Bayliss	4	64.1 Overall	0:11.45 1400m	0:12.93 [2] (0:12.93)	1:39.02		0:37.62
2	1	FLAWLESS AMBITION Alexandra Bryan	2	65.4 Overall	0:11.27 1400m	0:13.53 [1] (0:13.53)	2.3L		0:38.98 -3
3	2	PUSH TURBO Emily Lang	6	64.2 Overall	0:11.45 1400m	0:13.71 [3] (0:13.71)	5.1L		0:38.99 -2
4	5	HAWKWOOD Justin Huxtable	1	63.6 1200m	0:11.51 1400m	0:13.52 [4] (0:13.52)	5.3L		0:38.97 -7
5	3	THE BEST BAD BOY Jake Bayliss	3	63.2 1400m	0:11.44 1400m	0:13.72 [5] (0:13.72)	7.6L		0:38.95 -11
6	6	LUCIELLE Micheal Hellyer	5	64.5 1400m	0:11.45 1400m	0:13.87 [6] (0:13.87)	10.1L		0:39.28 -1
7	4	BON'S ZEN Minonette Kennedy	7	67.5 Overall	0:11.36 1400m	0:15.36 [7] (0:15.36)	26.4L		0:42.82 -4

[] Ranking at each section and finish
 -:-:-:- No data available at this section
 NA No data available

SCN Saddle cloth number
 DNF Did not finish
 DNT Did not track



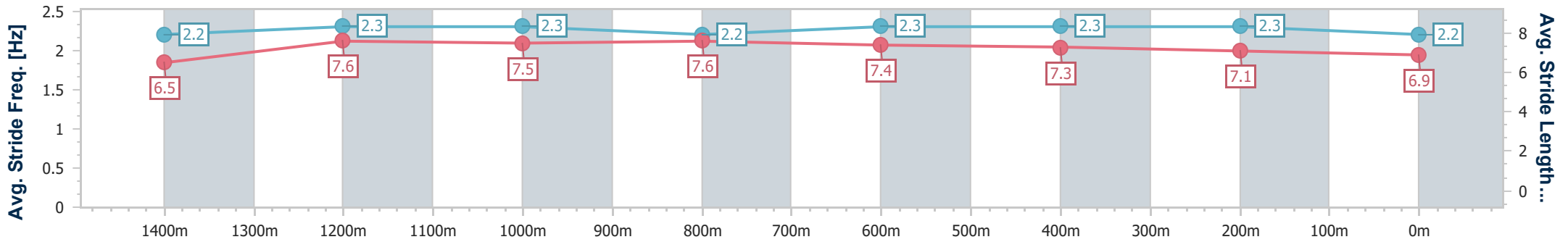
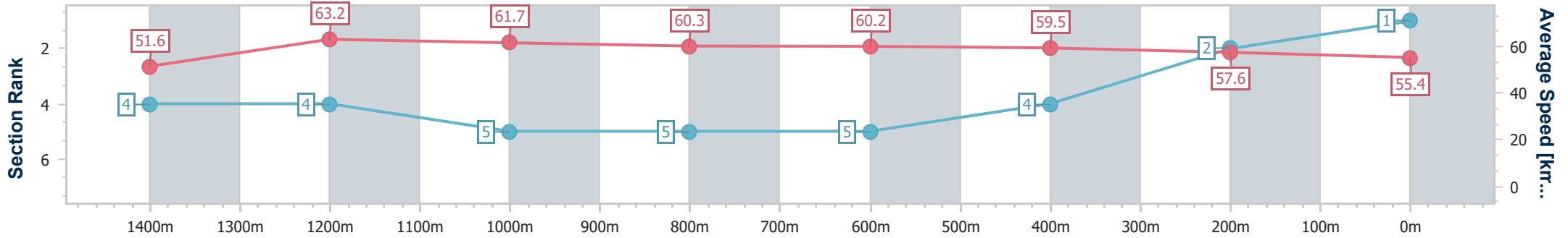
Horse/Jockey Name	Never Bird
Final Rank	1
Fastest Section Time (Section)	0:11.45 (1400m)
Top Speed [km/h] (Section)	64.1 (Overall)
Race State	Finished



Sunshine Coast Poly Track QLD Professional
 Race 1: JORDIES GETTING HITCHED Maiden Plate - 1600m
 01 March 2024 - 18:00
 Track Rating: Synthetic, Weather: Fine, Rail Position: True



Section	Overall	1400m	1200m	1000m	800m	600m	400m	200m
Section Times	1:39.02 [1] (0:14.02)	1:25.00 [4] (0:11.45)	1:13.55 [4] (0:11.80)	1:01.75 [5] (0:11.95)	0:49.80 [5] (0:12.18)	0:37.62 [5] (0:12.21)	0:25.41 [4] (0:12.48)	0:12.93 [2] (0:12.93)
Average Speed [km/h]	51.6	63.2	61.7	60.3	60.2	59.5	57.6	55.4
Top Speed [km/h]	64.1	64.0	62.9	61.5	61.3	60.6	58.9	58.0
Avg. Dist. to Rail [m]	3.4	2.5	3.9	4.2	2.6	1.3	3.3	1.4
Avg. Stride Freq. [Hz]	2.2	2.3	2.3	2.2	2.3	2.3	2.3	2.2
Avg. Stride Length [m]	6.5	7.6	7.5	7.6	7.4	7.3	7.1	6.9



- [] Ranking at each section and finish
- .-.- No data available at this section
- NA No data available



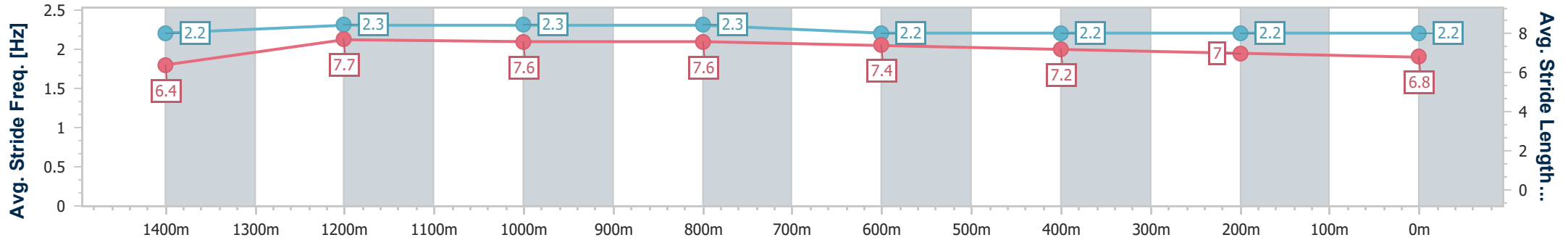
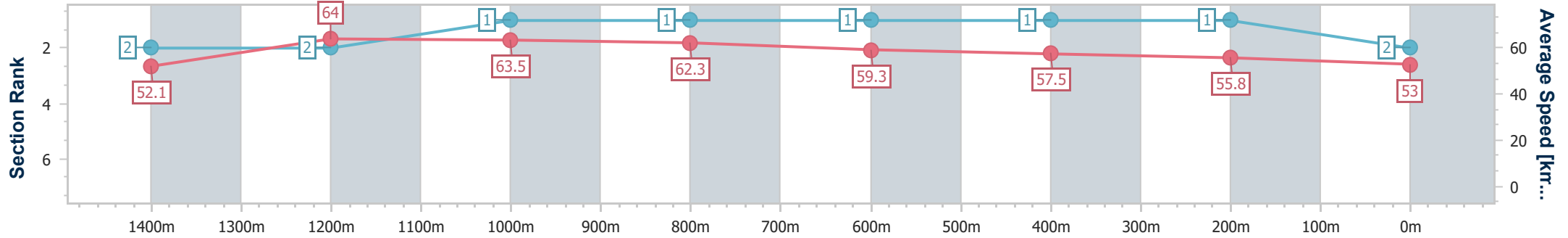
Horse/Jockey Name	Flawless Ambition
Final Rank	2
Fastest Section Time (Section)	0:11.27 (1400m)
Top Speed [km/h] (Section)	65.4 (Overall)
Race State	Finished



Sunshine Coast Poly Track QLD Professional
 Race 1: JORDIES GETTING HITCHED Maiden Plate - 1600m
 01 March 2024 - 18:00
 Track Rating: Synthetic, Weather: Fine, Rail Position: True



Section	Overall	1400m	1200m	1000m	800m	600m	400m	200m
Section Times	1:39.44 [2] (0:13.83)	1:25.61 [2] (0:11.27)	1:14.34 [2] (0:11.40)	1:02.94 [1] (0:11.59)	0:51.35 [1] (0:12.37)	0:38.98 [1] (0:12.55)	0:26.43 [1] (0:12.90)	0:13.53 [1] (0:13.53)
Average Speed [km/h]	52.1	64.0	63.5	62.3	59.3	57.5	55.8	53.0
Top Speed [km/h]	65.4	65.1	65.1	64.0	60.5	58.8	57.2	55.1
Avg. Dist. to Rail [m]	2.5	0.4	2.0	2.4	2.9	0.8	0.9	2.4
Avg. Stride Freq. [Hz]	2.2	2.3	2.3	2.3	2.2	2.2	2.2	2.2
Avg. Stride Length [m]	6.4	7.7	7.6	7.6	7.4	7.2	7.0	6.8



- [] Ranking at each section and finish
- .-.-.- No data available at this section
- NA No data available



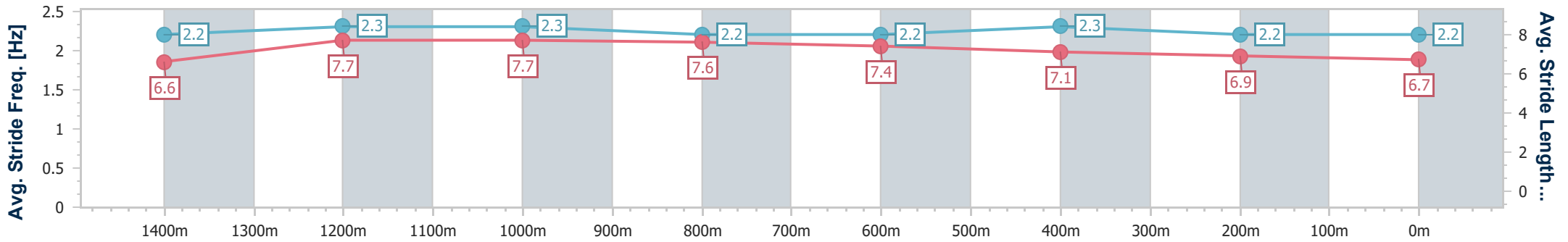
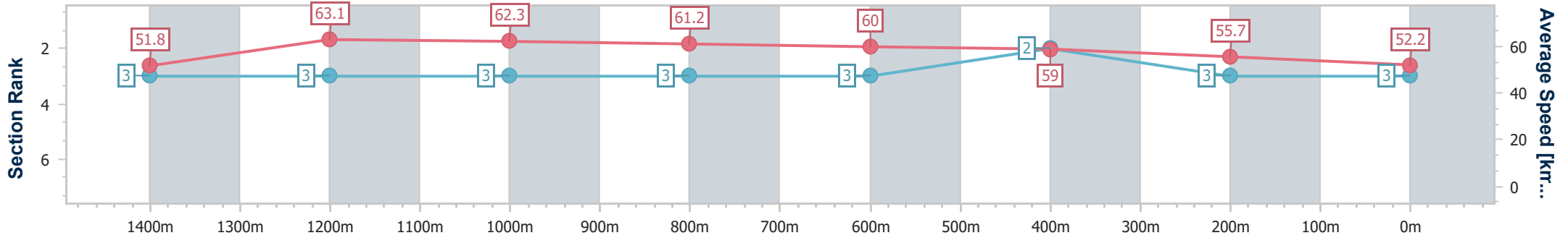
Horse/Jockey Name	Push Turbo
Final Rank	3
Fastest Section Time (Section)	0:11.45 (1400m)
Top Speed [km/h] (Section)	64.2 (Overall)
Race State	Finished



Sunshine Coast Poly Track QLD Professional
 Race 1: JORDIES GETTING HITCHED Maiden Plate - 1600m
 01 March 2024 - 18:00
 Track Rating: Synthetic, Weather: Fine, Rail Position: True



Section	Overall	1400m	1200m	1000m	800m	600m	400m	200m
Section Times	1:39.94 [3] (0:13.93)	1:26.01 [3] (0:11.45)	1:14.56 [3] (0:11.62)	1:02.94 [3] (0:11.79)	0:51.15 [3] (0:12.16)	0:38.99 [3] (0:12.34)	0:26.65 [2] (0:12.94)	0:13.71 [3] (0:13.71)
Average Speed [km/h]	51.8	63.1	62.3	61.2	60.0	59.0	55.7	52.2
Top Speed [km/h]	64.2	63.9	63.0	61.6	61.0	60.1	57.8	53.7
Avg. Dist. to Rail [m]	2.8	1.8	2.8	2.8	1.8	1.7	3.1	3.3
Avg. Stride Freq. [Hz]	2.2	2.3	2.3	2.2	2.2	2.3	2.2	2.2
Avg. Stride Length [m]	6.6	7.7	7.7	7.6	7.4	7.1	6.9	6.7



- [] Ranking at each section and finish
- .-.- No data available at this section
- NA No data available



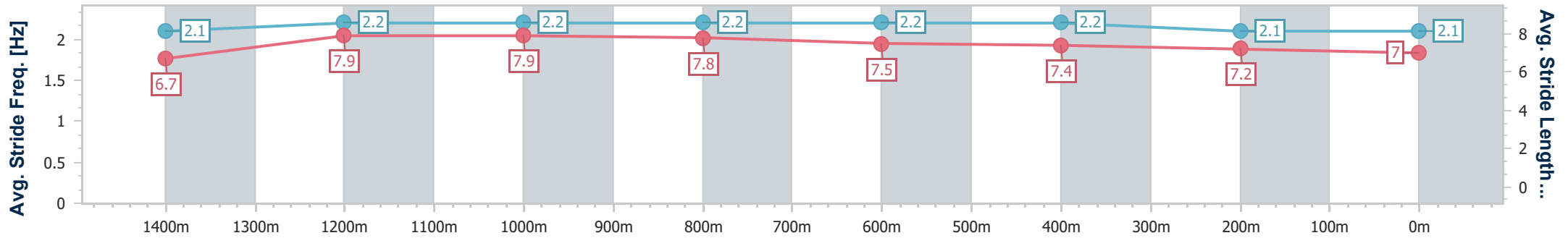
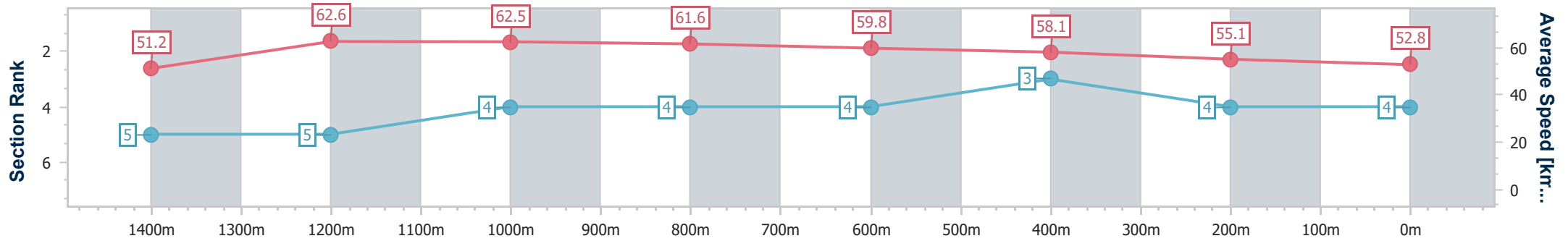
Horse/Jockey Name	Hawkwood
Final Rank	4
Fastest Section Time (Section)	0:11.51 (1400m)
Top Speed [km/h] (Section)	63.6 (1200m)
Race State	Finished



Sunshine Coast Poly Track QLD Professional
 Race 1: JORDIES GETTING HITCHED Maiden Plate - 1600m
 01 March 2024 - 18:00
 Track Rating: Synthetic, Weather: Fine, Rail Position: True



Section	Overall	1400m	1200m	1000m	800m	600m	400m	200m
Section Times	1:40.00 [4] (0:14.03)	1:25.97 [5] (0:11.51)	1:14.46 [5] (0:11.59)	1:02.87 [4] (0:11.71)	0:51.16 [4] (0:12.19)	0:38.97 [4] (0:12.38)	0:26.59 [3] (0:13.07)	0:13.52 [4]
Average Speed [km/h]	51.2	62.6	62.5	61.6	59.8	58.1	55.1	52.8
Top Speed [km/h]	63.4	63.3	63.6	62.7	61.3	60.5	56.5	53.8
Avg. Dist. to Rail [m]	1.1	0.8	2.2	2.6	2.1	0.4	0.8	1.1
Avg. Stride Freq. [Hz]	2.1	2.2	2.2	2.2	2.2	2.2	2.1	2.1
Avg. Stride Length [m]	6.7	7.9	7.9	7.8	7.5	7.4	7.2	7.0



- [] Ranking at each section and finish
- .-.- No data available at this section
- NA No data available



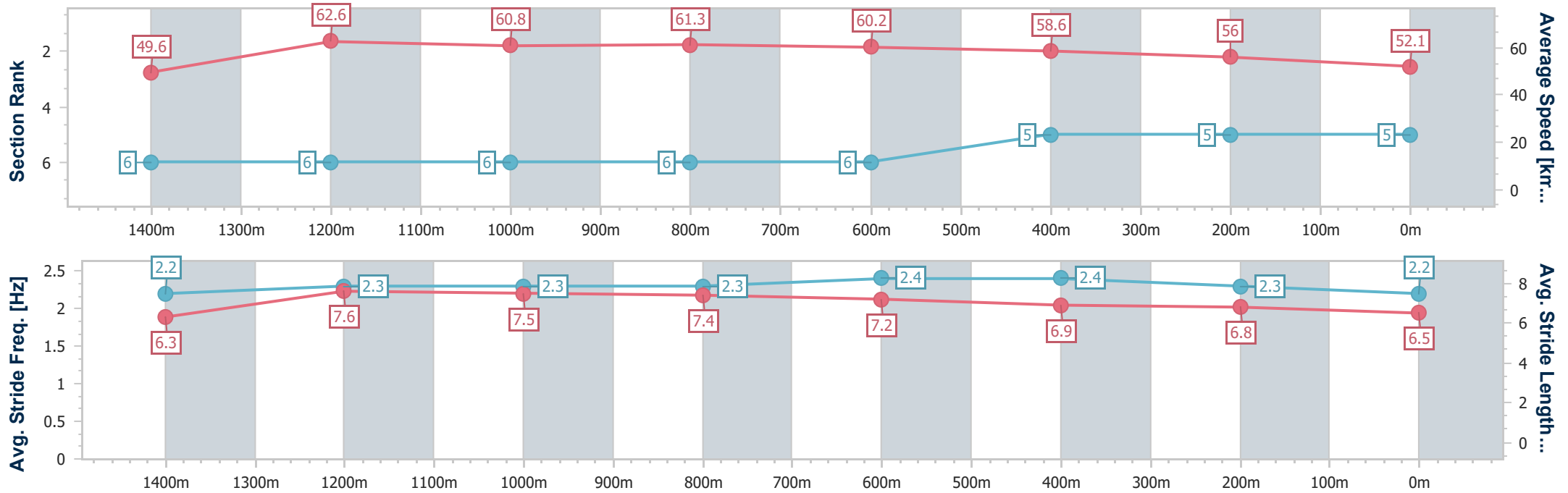
Horse/Jockey Name	The Best Bad Boy
Final Rank	5
Fastest Section Time (Section)	0:11.44 (1400m)
Top Speed [km/h] (Section)	63.2 (1400m)
Race State	Finished



Sunshine Coast Poly Track QLD Professional
 Race 1: JORDIES GETTING HITCHED Maiden Plate - 1600m
 01 March 2024 - 18:00
 Track Rating: Synthetic, Weather: Fine, Rail Position: True



Section	Overall	1400m	1200m	1000m	800m	600m	400m	200m
Section Times	1:40.40 [5] (0:14.35)	1:26.05 [6] (0:11.44)	1:14.61 [6] (0:11.82)	1:02.79 [6] (0:11.79)	0:51.00 [6] (0:12.05)	0:38.95 [6] (0:12.35)	0:26.60 [5] (0:12.88)	0:13.72 [5] (0:13.72)
Average Speed [km/h]	49.6	62.6	60.8	61.3	60.2	58.6	56.0	52.1
Top Speed [km/h]	62.8	63.2	61.5	62.0	61.1	60.9	57.9	54.0
Avg. Dist. to Rail [m]	2.9	2.5	0.6	1.5	1.6	0.5	3.0	4.1
Avg. Stride Freq. [Hz]	2.2	2.3	2.3	2.3	2.4	2.4	2.3	2.2
Avg. Stride Length [m]	6.3	7.6	7.5	7.4	7.2	6.9	6.8	6.5



- [] Ranking at each section and finish
- .-.- No data available at this section
- NA No data available



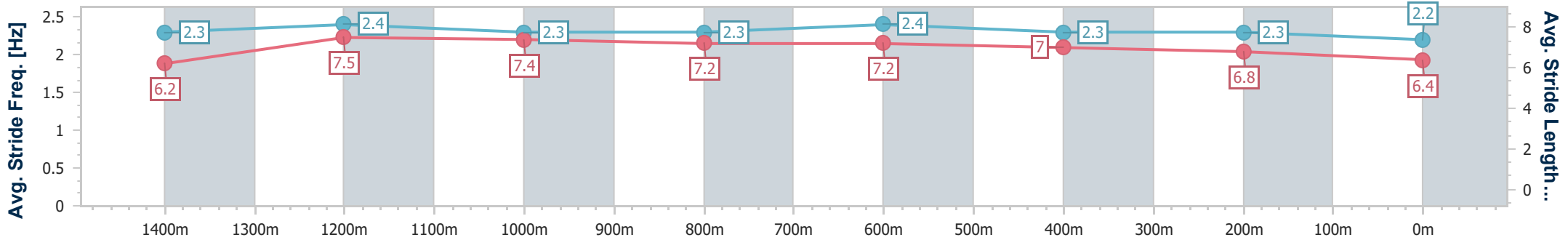
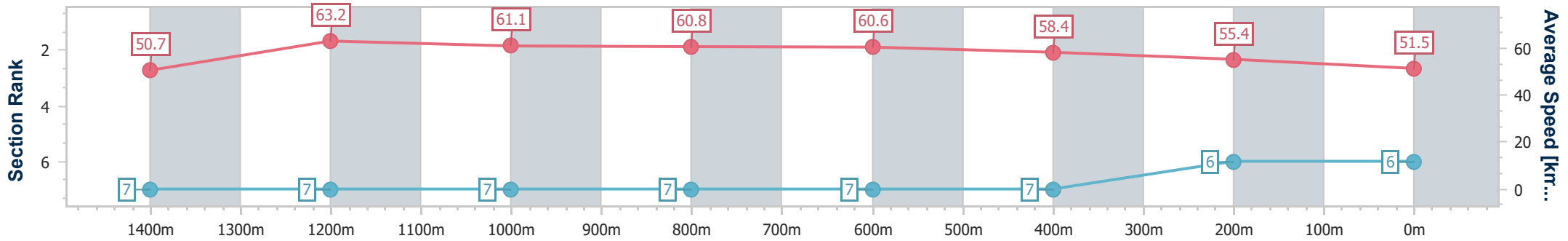
Horse/Jockey Name	Lucielle
Final Rank	6
Fastest Section Time (Section)	0:11.45 (1400m)
Top Speed [km/h] (Section)	64.5 (1400m)
Race State	Finished



Sunshine Coast Poly Track QLD Professional
 Race 1: JORDIES GETTING HITCHED Maiden Plate - 1600m
 01 March 2024 - 18:00
 Track Rating: Synthetic, Weather: Fine, Rail Position: True



Section	Overall	1400m	1200m	1000m	800m	600m	400m	200m
Section Times	1:40.87 [6] (0:14.37)	1:26.50 [7] (0:11.45)	1:15.05 [7] (0:11.89)	1:03.16 [7] (0:11.83)	0:51.33 [7] (0:12.05)	0:39.28 [7] (0:12.39)	0:26.89 [7] (0:13.02)	0:13.87 [6] (0:13.87)
Average Speed [km/h]	50.7	63.2	61.1	60.8	60.6	58.4	55.4	51.5
Top Speed [km/h]	63.2	64.5	62.0	62.2	60.9	60.4	56.0	54.5
Avg. Dist. to Rail [m]	4.7	2.8	3.5	3.4	2.1	0.8	2.9	3.5
Avg. Stride Freq. [Hz]	2.3	2.4	2.3	2.3	2.4	2.3	2.3	2.2
Avg. Stride Length [m]	6.2	7.5	7.4	7.2	7.2	7.0	6.8	6.4



- [] Ranking at each section and finish
- .-.- No data available at this section
- NA No data available



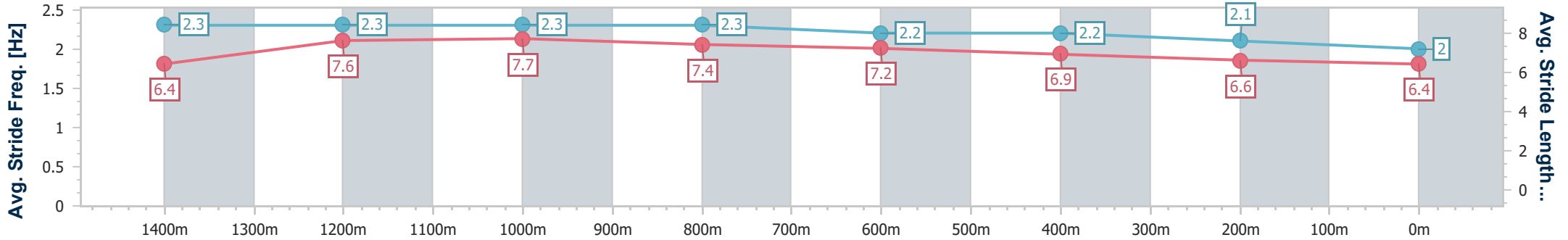
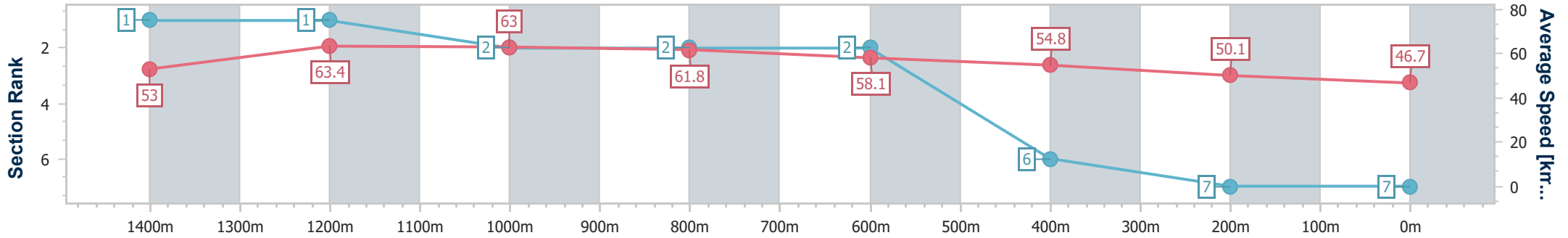
Horse/Jockey Name	Bon's Zen
Final Rank	7
Fastest Section Time (Section)	0:11.36 (1400m)
Top Speed [km/h] (Section)	67.5 (Overall)
Race State	Finished



Sunshine Coast Poly Track QLD Professional
 Race 1: JORDIES GETTING HITCHED Maiden Plate - 1600m
 01 March 2024 - 18:00
 Track Rating: Synthetic, Weather: Fine, Rail Position: True



Section	Overall	1400m	1200m	1000m	800m	600m	400m	200m
Section Times	1:43.63 [7] (0:13.68)	1:29.95 [1] (0:11.36)	1:18.59 [1] (0:11.51)	1:07.08 [2] (0:11.65)	0:55.43 [2] (0:12.61)	0:42.82 [2] (0:13.10)	0:29.72 [6] (0:14.36)	0:15.36 [7] (0:15.36)
Average Speed [km/h]	53.0	63.4	63.0	61.8	58.1	54.8	50.1	46.7
Top Speed [km/h]	67.5	64.6	63.4	63.2	60.2	56.5	52.5	48.6
Avg. Dist. to Rail [m]	4.9	1.0	1.9	2.3	2.2	0.4	2.5	3.4
Avg. Stride Freq. [Hz]	2.3	2.3	2.3	2.3	2.2	2.2	2.1	2.0
Avg. Stride Length [m]	6.4	7.6	7.7	7.4	7.2	6.9	6.6	6.4



- [] Ranking at each section and finish
- .-.- No data available at this section
- NA No data available