



Ipswich QLD Professional

Race 6: IMPERIAL RACING Class 4 Handicap - 1200m

29 February 2024 - 16:04



Track Rating: Soft 5, Weather: Fine, Rail Position: +9.5m Entire

| Section | | Field Times | | | | | | | | | | Last 600m | | | | | |
|---------|-----|-------------------------------------|----------------------|----------------------|----------------------|--------------------------|--------------------------|--------------------------|--------------------------|--------------------------|--------------------------|-----------|---------|----|--|--------|---------------------------|
| | | Overall | 1000m | 800m | 600m | 400m | 200m | | | | | | 0:34.43 | | | | |
| | | 1:11.56 (0:14.28) | 0:57.28 (0:11.30) | 0:45.98 (0:11.55) | 0:34.43 (0:11.34) | 0:23.09 (0:11.31) | 0:11.78 (0:11.78) | | | | | | | | | | |
| Rank | TAB | Horse/Jockey | Barrier | Top Speed [km/h] | Fastest Section | | | | | | | | | | | Margin | Distance Travelled [m] |
| 1 | 1 | ROLL UP James Orman | 1 | 64.6 1000m | 0:11.30 1000m | 1:11.56 [1] (0:14.28) | 0:57.28 [1] (0:11.30) | 0:45.98 [1] (0:11.55) | 0:34.43 [1] (0:11.34) | 0:23.09 [1] (0:11.32) | 0:11.77 [2] (0:11.77) | 1:11.56 | 0:34.43 | | | | |
| 2 | 2 | COOL ENCOUNTER Justin Huxtable | 2 | 66.2 400m | 0:11.04 400m | 1:11.62 [2] (0:14.64) | 0:56.98 [4] (0:11.42) | 0:45.56 [4] (0:11.67) | 0:33.89 [5] (0:11.45) | 0:22.44 [5] (0:11.04) | 0:11.40 [5] (0:11.40) | 0.37L | 0:33.89 | +1 | | | |
| 3 | 10 | BEAN ROCKING Emily Lang | 10 | 65.1 Overall | 0:11.27 400m | 1:11.63 [3] (0:14.41) | 0:57.22 [2] (0:11.34) | 0:45.88 [2] (0:11.46) | 0:34.42 [2] (0:11.30) | 0:23.12 [2] (0:11.27) | 0:11.85 [1] (0:11.85) | 0.42L | 0:34.42 | +3 | | | |
| 4 | 6 | CENTRE BOUNCE Kyle Wilson-Taylor | 6 | 65.8 600m | 0:11.26 600m | 1:12.02 [4] (0:14.42) | 0:57.60 [3] (0:11.42) | 0:46.18 [3] (0:11.52) | 0:34.66 [3] (0:11.26) | 0:23.40 [3] (0:11.34) | 0:12.06 [3] (0:12.06) | 2.71L | 0:34.66 | +5 | | | |
| 5 | 3 | CALGARY KING Angela Jones | 3 | 66.5 600m | 0:11.17 600m | 1:12.27 [5] (0:14.70) | 0:57.57 [5] (0:11.46) | 0:46.11 [5] (0:11.43) | 0:34.68 [4] (0:11.17) | 0:23.51 [4] (0:11.45) | 0:12.06 [4] (0:12.06) | 4.2L | 0:34.68 | +5 | | | |
| 6 | 9 | REFORMIST Michael Cahill | 9 | 63.8 600m | 0:11.41 800m | 1:12.87 [6] (0:15.00) | 0:57.87 [6] (0:11.44) | 0:46.43 [6] (0:11.41) | 0:35.02 [6] (0:11.43) | 0:23.59 [6] (0:11.54) | 0:12.05 [6] (0:12.05) | 7.71L | 0:35.02 | +3 | | | |
| 7 | 5 | KING OF WANCHAI Les Tilley | 5 | 63.7 1000m | 0:11.39 800m | 1:14.72 [7] (0:15.03) | 0:59.69 [7] (0:11.44) | 0:48.25 [7] (0:11.39) | 0:36.86 [7] (0:11.45) | 0:25.41 [7] (0:11.79) | 0:13.62 [7] (0:13.62) | 18.63L | 0:36.86 | -2 | | | |

Scratched: Chilliwack (#4), Airstrike (#7), Menari Magic (#8)

[] Ranking at each section and finish
 -:-:- No data available at this section
 NA No data available

SCN Saddle cloth number
 DNF Did not finish
 DNT Did not track



| | |
|--------------------------------|-----------------|
| Horse/Jockey Name | Roll Up |
| Final Rank | 1 |
| Fastest Section Time (Section) | 0:11.30 (1000m) |
| Top Speed [km/h] (Section) | 64.6 (1000m) |
| Race State | Finished |



Ipswich QLD Professional

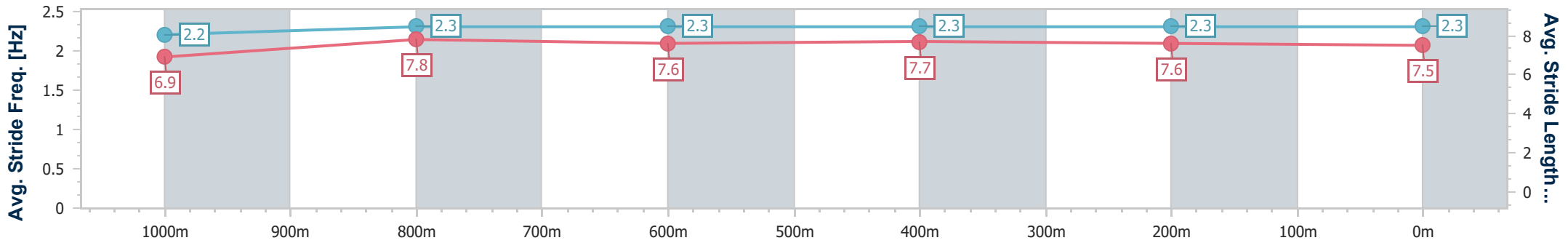
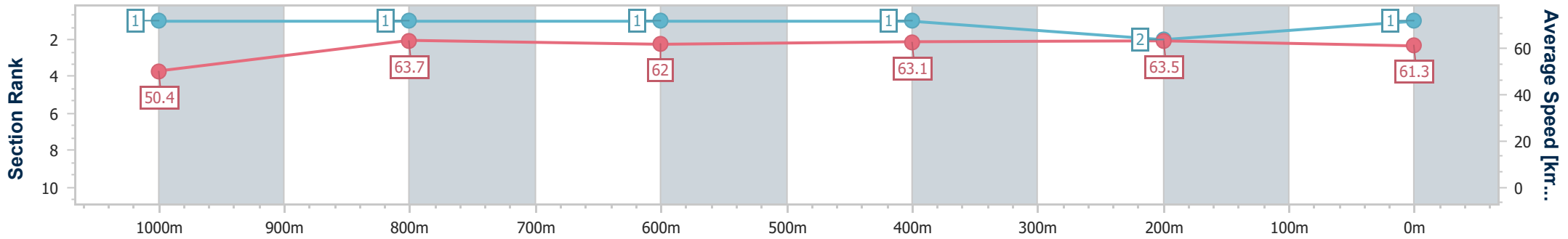
Race 6: IMPERIAL RACING Class 4 Handicap - 1200m

29 February 2024 - 16:04



Track Rating: Soft 5, Weather: Fine, Rail Position: +9.5m Entire

| Section | Overall | 1000m | 800m | 600m | 400m | 200m |
|------------------------|--------------------------|--------------------------|--------------------------|--------------------------|--------------------------|--------------------------|
| Section Times | 1:11.56 [1] (0:14.28) | 0:57.28 [1] (0:11.30) | 0:45.98 [1] (0:11.55) | 0:34.43 [1] (0:11.34) | 0:23.09 [1] (0:11.32) | 0:11.77 [2] (0:11.77) |
| Average Speed [km/h] | 50.4 | 63.7 | 62.0 | 63.1 | 63.5 | 61.3 |
| Top Speed [km/h] | 64.6 | 64.6 | 63.0 | 63.8 | 64.4 | 63.8 |
| Avg. Dist. to Rail [m] | 2.2 | 0.4 | 1.2 | 1.4 | 0.5 | 0.8 |
| Avg. Stride Freq. [Hz] | 2.2 | 2.3 | 2.3 | 2.3 | 2.3 | 2.3 |
| Avg. Stride Length [m] | 6.9 | 7.8 | 7.6 | 7.7 | 7.6 | 7.5 |



- [] Ranking at each section and finish
- .-.- No data available at this section
- NA No data available



| | |
|--------------------------------|----------------|
| Horse/Jockey Name | Cool Encounter |
| Final Rank | 2 |
| Fastest Section Time (Section) | 0:11.04 (400m) |
| Top Speed [km/h] (Section) | 66.2 (400m) |
| Race State | Finished |



Ipswich QLD Professional

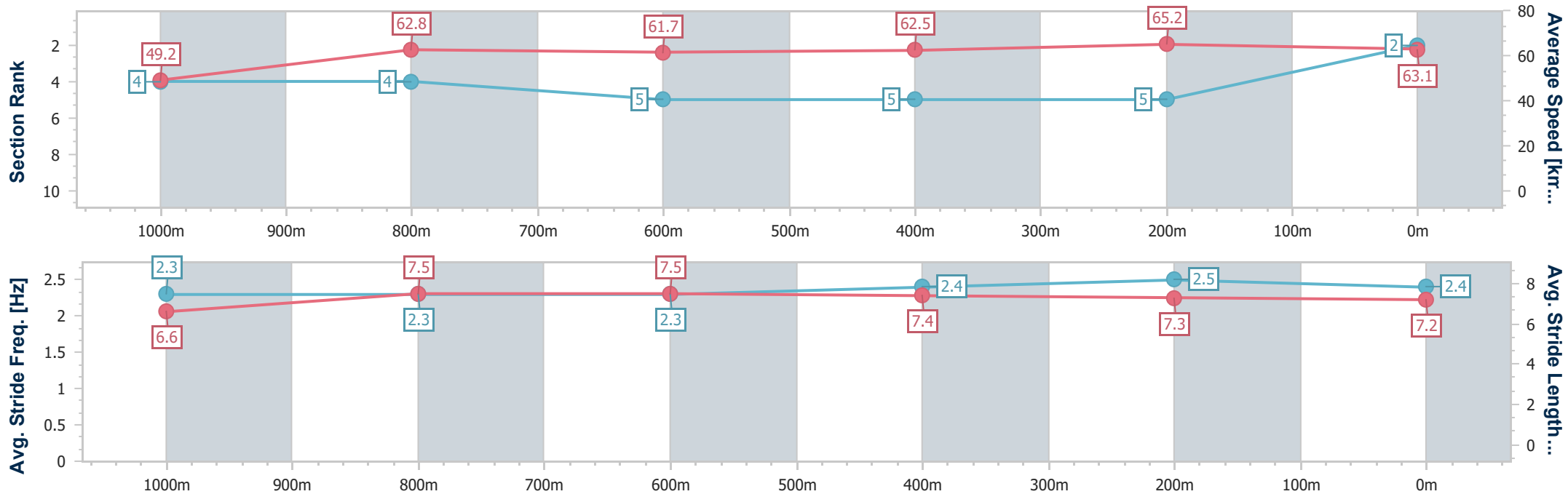
Race 6: IMPERIAL RACING Class 4 Handicap - 1200m

29 February 2024 - 16:04



Track Rating: Soft 5, Weather: Fine, Rail Position: +9.5m Entire

| Section | Overall | 1000m | 800m | 600m | 400m | 200m |
|------------------------|--------------------------|--------------------------|--------------------------|--------------------------|--------------------------|--------------------------|
| Section Times | 1:11.62 [2] (0:14.64) | 0:56.98 [4] (0:11.42) | 0:45.56 [4] (0:11.67) | 0:33.89 [5] (0:11.45) | 0:22.44 [5] (0:11.04) | 0:11.40 [5] (0:11.40) |
| Average Speed [km/h] | 49.2 | 62.8 | 61.7 | 62.5 | 65.2 | 63.1 |
| Top Speed [km/h] | 64.4 | 64.3 | 63.1 | 64.5 | 66.2 | 64.9 |
| Avg. Dist. to Rail [m] | 0.8 | 1.1 | 0.9 | 0.5 | 1.2 | 3.3 |
| Avg. Stride Freq. [Hz] | 2.3 | 2.3 | 2.3 | 2.4 | 2.5 | 2.4 |
| Avg. Stride Length [m] | 6.6 | 7.5 | 7.5 | 7.4 | 7.3 | 7.2 |



- [] Ranking at each section and finish
- .-.- No data available at this section
- NA No data available



| | |
|--------------------------------|----------------|
| Horse/Jockey Name | Bean Rocking |
| Final Rank | 3 |
| Fastest Section Time (Section) | 0:11.27 (400m) |
| Top Speed [km/h] (Section) | 65.1 (Overall) |
| Race State | Finished |



Ipswich QLD Professional

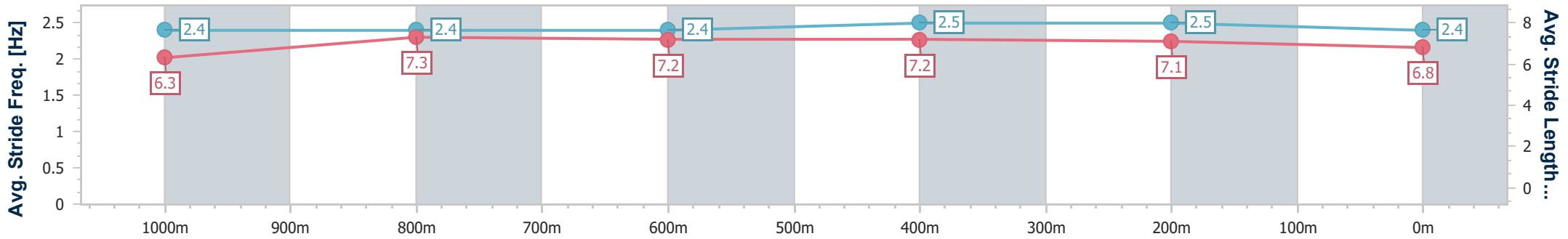
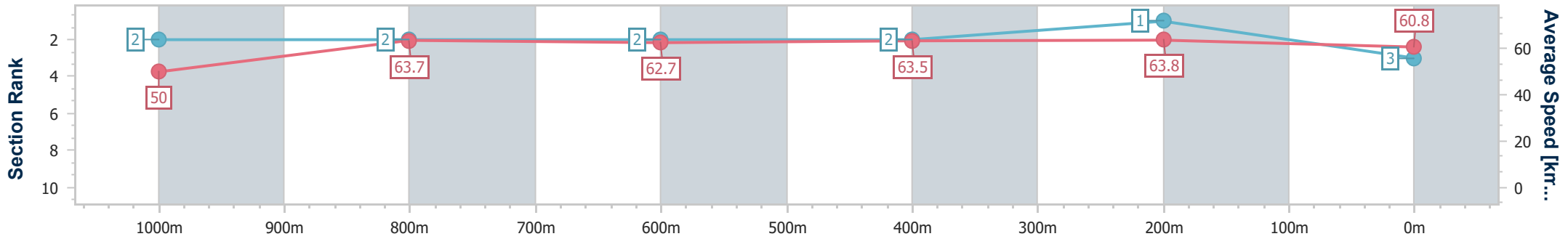
Race 6: IMPERIAL RACING Class 4 Handicap - 1200m

29 February 2024 - 16:04



Track Rating: Soft 5, Weather: Fine, Rail Position: +9.5m Entire

| Section | Overall | 1000m | 800m | 600m | 400m | 200m |
|------------------------|--------------------------|--------------------------|--------------------------|--------------------------|--------------------------|--------------------------|
| Section Times | 1:11.63 [3] (0:14.41) | 0:57.22 [2] (0:11.34) | 0:45.88 [2] (0:11.46) | 0:34.42 [2] (0:11.30) | 0:23.12 [2] (0:11.27) | 0:11.85 [1] (0:11.85) |
| Average Speed [km/h] | 50.0 | 63.7 | 62.7 | 63.5 | 63.8 | 60.8 |
| Top Speed [km/h] | 65.1 | 64.5 | 64.3 | 64.9 | 64.9 | 63.3 |
| Avg. Dist. to Rail [m] | 5.2 | 1.0 | 0.3 | 0.6 | 0.3 | 1.3 |
| Avg. Stride Freq. [Hz] | 2.4 | 2.4 | 2.4 | 2.5 | 2.5 | 2.4 |
| Avg. Stride Length [m] | 6.3 | 7.3 | 7.2 | 7.2 | 7.1 | 6.8 |



- [] Ranking at each section and finish
- .-.- No data available at this section
- NA No data available



| | |
|--------------------------------|----------------|
| Horse/Jockey Name | Centre Bounce |
| Final Rank | 4 |
| Fastest Section Time (Section) | 0:11.26 (600m) |
| Top Speed [km/h] (Section) | 65.8 (600m) |
| Race State | Finished |



Ipswich QLD Professional

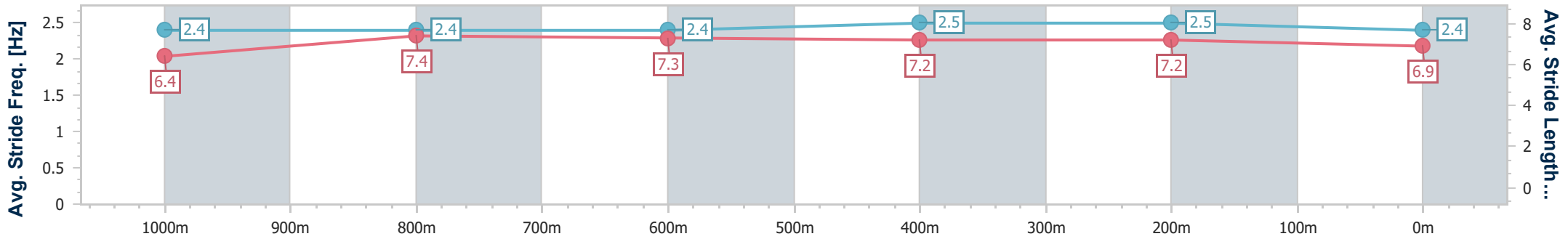
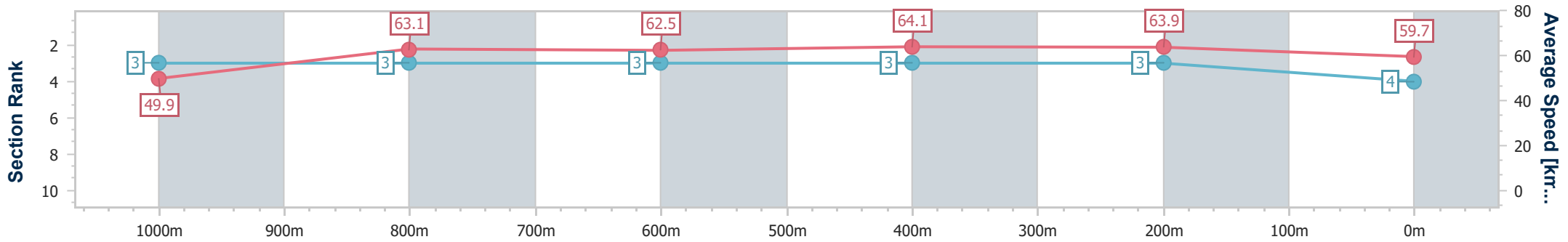
Race 6: IMPERIAL RACING Class 4 Handicap - 1200m

29 February 2024 - 16:04



Track Rating: Soft 5, Weather: Fine, Rail Position: +9.5m Entire

| Section | Overall | 1000m | 800m | 600m | 400m | 200m |
|------------------------|--------------------------|--------------------------|--------------------------|--------------------------|--------------------------|--------------------------|
| Section Times | 1:12.02 [4] (0:14.42) | 0:57.60 [3] (0:11.42) | 0:46.18 [3] (0:11.52) | 0:34.66 [3] (0:11.26) | 0:23.40 [3] (0:11.34) | 0:12.06 [3] (0:12.06) |
| Average Speed [km/h] | 49.9 | 63.1 | 62.5 | 64.1 | 63.9 | 59.7 |
| Top Speed [km/h] | 63.6 | 63.7 | 63.5 | 65.8 | 64.3 | 63.2 |
| Avg. Dist. to Rail [m] | 3.1 | 0.7 | 0.2 | 0.7 | 1.8 | 3.2 |
| Avg. Stride Freq. [Hz] | 2.4 | 2.4 | 2.4 | 2.5 | 2.5 | 2.4 |
| Avg. Stride Length [m] | 6.4 | 7.4 | 7.3 | 7.2 | 7.2 | 6.9 |



- [] Ranking at each section and finish
- .-.- No data available at this section
- NA No data available



| | |
|--------------------------------|----------------|
| Horse/Jockey Name | Calgary King |
| Final Rank | 5 |
| Fastest Section Time (Section) | 0:11.17 (600m) |
| Top Speed [km/h] (Section) | 66.5 (600m) |
| Race State | Finished |



Ipswich QLD Professional

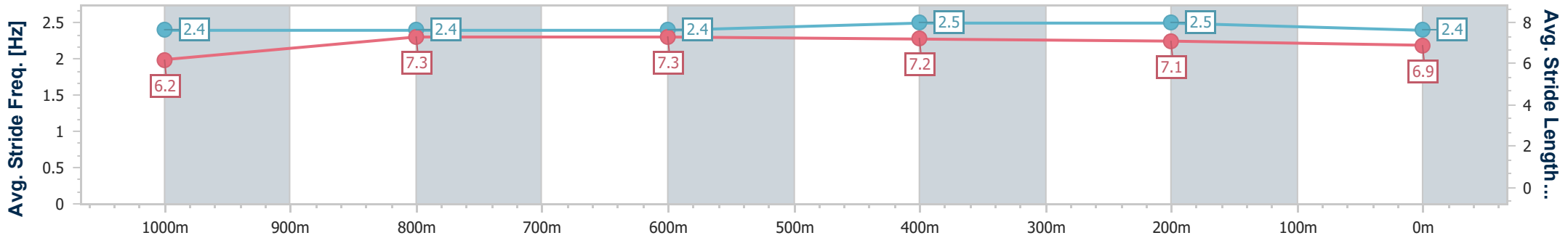
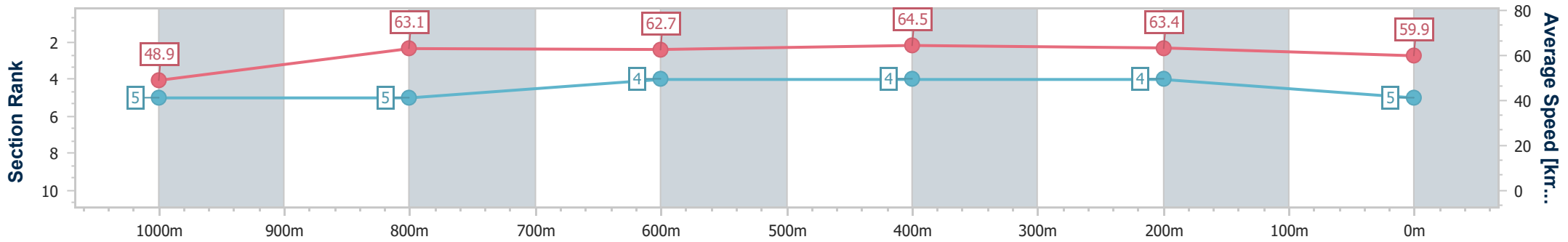
Race 6: IMPERIAL RACING Class 4 Handicap - 1200m

29 February 2024 - 16:04



Track Rating: Soft 5, Weather: Fine, Rail Position: +9.5m Entire

| Section | Overall | 1000m | 800m | 600m | 400m | 200m |
|------------------------|--------------------------|--------------------------|--------------------------|--------------------------|--------------------------|-------------|
| Section Times | 1:12.27 [5] (0:14.70) | 0:57.57 [5] (0:11.46) | 0:46.11 [5] (0:11.43) | 0:34.68 [4] (0:11.17) | 0:23.51 [4] (0:11.45) | 0:12.06 [4] |
| Average Speed [km/h] | 48.9 | 63.1 | 62.7 | 64.5 | 63.4 | 59.9 |
| Top Speed [km/h] | 62.4 | 63.7 | 63.6 | 66.5 | 64.1 | 62.4 |
| Avg. Dist. to Rail [m] | 1.9 | 0.2 | 0.7 | 0.7 | 3.3 | 5.7 |
| Avg. Stride Freq. [Hz] | 2.4 | 2.4 | 2.4 | 2.5 | 2.5 | 2.4 |
| Avg. Stride Length [m] | 6.2 | 7.3 | 7.3 | 7.2 | 7.1 | 6.9 |



- [] Ranking at each section and finish
- .-.- No data available at this section
- NA No data available



| | |
|--------------------------------|----------------|
| Horse/Jockey Name | Reformist |
| Final Rank | 6 |
| Fastest Section Time (Section) | 0:11.41 (800m) |
| Top Speed [km/h] (Section) | 63.8 (600m) |
| Race State | Finished |



Ipswich QLD Professional

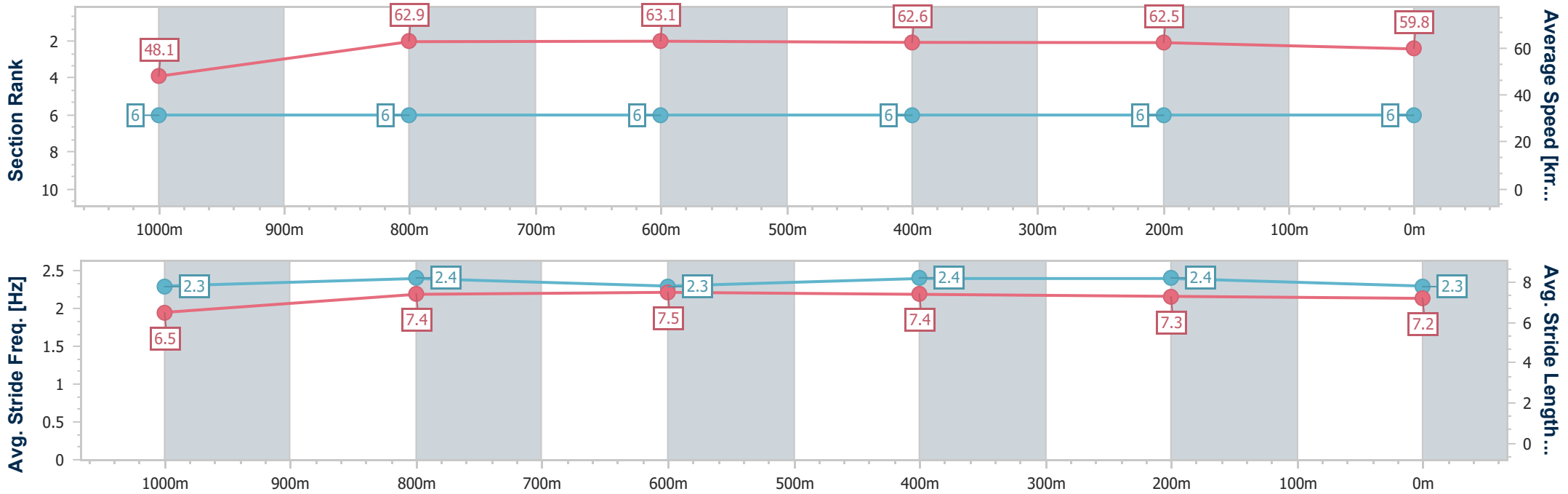
Race 6: IMPERIAL RACING Class 4 Handicap - 1200m

29 February 2024 - 16:04



Track Rating: Soft 5, Weather: Fine, Rail Position: +9.5m Entire

| Section | Overall | 1000m | 800m | 600m | 400m | 200m |
|------------------------|--------------------------|--------------------------|--------------------------|--------------------------|--------------------------|--------------------------|
| Section Times | 1:12.87 [6] (0:15.00) | 0:57.87 [6] (0:11.44) | 0:46.43 [6] (0:11.41) | 0:35.02 [6] (0:11.43) | 0:23.59 [6] (0:11.54) | 0:12.05 [6] (0:12.05) |
| Average Speed [km/h] | 48.1 | 62.9 | 63.1 | 62.6 | 62.5 | 59.8 |
| Top Speed [km/h] | 63.3 | 63.4 | 63.6 | 63.8 | 62.9 | 61.9 |
| Avg. Dist. to Rail [m] | 3.5 | 0.2 | 0.6 | 0.5 | 0.6 | 1.0 |
| Avg. Stride Freq. [Hz] | 2.3 | 2.4 | 2.3 | 2.4 | 2.4 | 2.3 |
| Avg. Stride Length [m] | 6.5 | 7.4 | 7.5 | 7.4 | 7.3 | 7.2 |



- [] Ranking at each section and finish
- .-.- No data available at this section
- NA No data available



| | |
|--------------------------------|-----------------|
| Horse/Jockey Name | King Of Wanchai |
| Final Rank | 7 |
| Fastest Section Time (Section) | 0:11.39 (800m) |
| Top Speed [km/h] (Section) | 63.7 (1000m) |
| Race State | Finished |



Ipswich QLD Professional

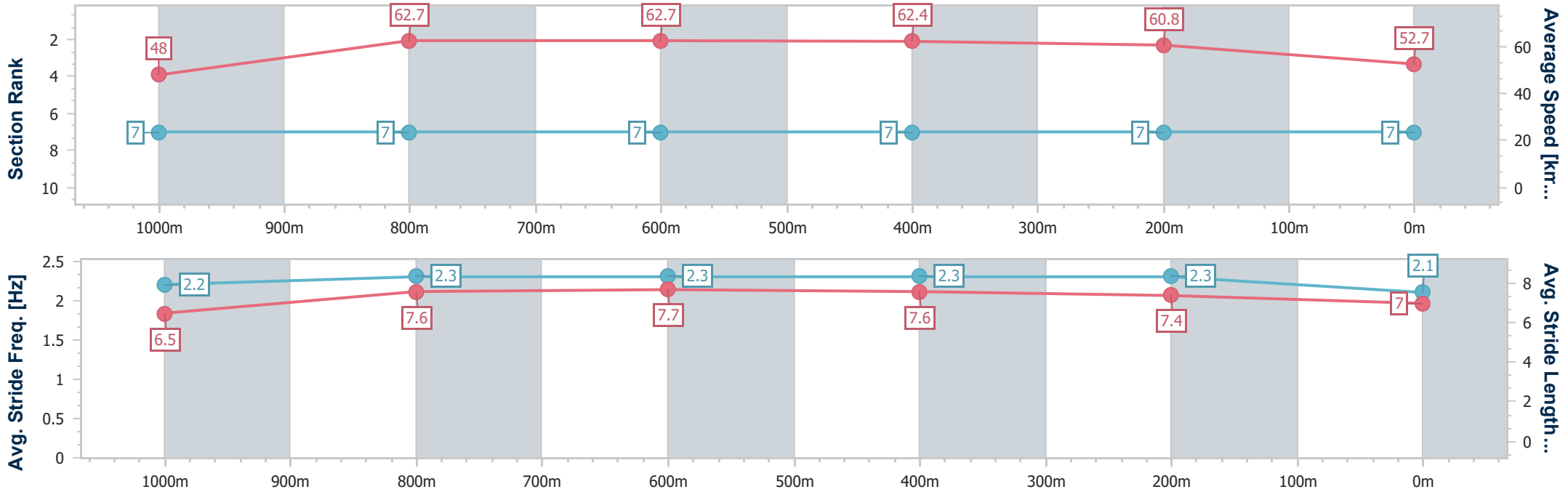
Race 6: IMPERIAL RACING Class 4 Handicap - 1200m

29 February 2024 - 16:04



Track Rating: Soft 5, Weather: Fine, Rail Position: +9.5m Entire

| Section | Overall | 1000m | 800m | 600m | 400m | 200m |
|------------------------|--------------------------|--------------------------|--------------------------|--------------------------|--------------------------|--------------------------|
| Section Times | 1:14.72 [7] (0:15.03) | 0:59.69 [7] (0:11.44) | 0:48.25 [7] (0:11.39) | 0:36.86 [7] (0:11.45) | 0:25.41 [7] (0:11.79) | 0:13.62 [7] (0:13.62) |
| Average Speed [km/h] | 48.0 | 62.7 | 62.7 | 62.4 | 60.8 | 52.7 |
| Top Speed [km/h] | 61.9 | 63.7 | 63.5 | 63.5 | 61.9 | 58.3 |
| Avg. Dist. to Rail [m] | 3.0 | 0.8 | 2.0 | 2.2 | 1.1 | 0.2 |
| Avg. Stride Freq. [Hz] | 2.2 | 2.3 | 2.3 | 2.3 | 2.3 | 2.1 |
| Avg. Stride Length [m] | 6.5 | 7.6 | 7.7 | 7.6 | 7.4 | 7.0 |



- [] Ranking at each section and finish
- .-.- No data available at this section
- NA No data available