



Ipswich QLD Professional

Race 2: IEEC.COM.AU BENCHMARK 62 Handicap - 2200m

29 February 2024 - 13:34



Track Rating: Soft 5, Weather: Fine, Rail Position: +9.5m Entire

Section		Overall	2000m	1800m	1600m	1400m	1200m	1000m	Last 600m					
Field Times		2:17.63 (0:15.16)	2:02.47 (0:11.59)	1:50.88 (0:12.15)	1:38.73 (0:12.69)	1:26.04 (0:12.45)	1:13.59 (0:12.33)	1:01.26 (0:12.15)	0:37.17					
Rank	TAB	Horse/Jockey	Barrier	Top Speed [km/h]	Fastest Section							Distance Travelled [m]		
1	2	VAN GOGH Sophie Wilcock	2	63.4 2000m	0:11.59 2000m	2:17.63 [1] (0:15.16)	2:02.47 [1] (0:11.59)	1:50.88 [1] (0:12.15)	1:38.73 [1] (0:12.69)	1:26.04 [1] (0:12.45)	1:13.59 [1] (0:12.33)	1:01.26 [1] (0:12.15)	0:37.17	
2	5	SHEZADANDI Jai Williams	5	63.0 2000m	0:11.73 2000m	2:17.68 [2] (0:15.59)	2:02.09 [4] (0:11.73)	1:50.36 [4] (0:12.08)	1:38.28 [4] (0:12.65)	1:25.63 [4] (0:12.53)	1:13.10 [4] (0:12.20)	1:00.90 [4] (0:12.15)	0:36.90	+6
3	8	MOUNT ZION Rikki Jamieson	8	62.2 800m	0:11.79 800m	2:17.77 [3] (0:15.79)	2:01.98 [7] (0:11.92)	1:50.06 [7] (0:12.13)	1:37.93 [6] (0:12.58)	1:25.35 [6] (0:12.50)	1:12.85 [6] (0:12.28)	1:00.57 [6] (0:12.07)	0:36.71	+8
4	4	SEA TREASURES Liv O'Donnell	4	62.5 800m	0:11.74 800m	2:17.79 [4] (0:15.61)	2:02.18 [5] (0:11.84)	1:50.34 [5] (0:12.10)	1:38.24 [5] (0:12.73)	1:25.51 [5] (0:12.49)	1:13.02 [5] (0:12.40)	1:00.62 [5] (0:12.19)	0:36.69	-2
5	10	ALIRAAJ Jason Taylor	10	63.4 Overall	0:11.63 2000m	2:17.93 [5] (0:15.30)	2:02.63 [3] (0:11.63)	1:51.00 [2] (0:12.19)	1:38.81 [2] (0:12.62)	1:26.19 [2] (0:12.43)	1:13.76 [2] (0:12.30)	1:01.46 [2] (0:12.17)	0:37.35	+5
6	1	HARBELLE Jasper Franklin	1	61.7 800m	0:11.85 800m	2:17.98 [6] (0:15.76)	2:02.22 [6] (0:11.88)	1:50.34 [6] (0:12.24)	1:38.10 [7] (0:12.71)	1:25.39 [7] (0:12.46)	1:12.93 [7] (0:12.34)	1:00.59 [7] (0:12.19)	0:36.55	-2
7	7	AMALGAMATION James Orman	7	62.6 800m	0:11.79 800m	2:18.05 [7] (0:15.93)	2:02.12 [8] (0:12.12)	1:50.00 [8] (0:12.24)	1:37.76 [9] (0:12.63)	1:25.13 [9] (0:12.49)	1:12.64 [9] (0:12.32)	1:00.32 [9] (0:12.01)	0:36.52	+5
8	3	GOOGAZ Ryan Maloney	3	61.8 2000m	0:11.80 800m	2:18.16 [8] (0:15.26)	2:02.90 [2] (0:11.82)	1:51.08 [3] (0:12.15)	1:38.93 [3] (0:12.71)	1:26.22 [3] (0:12.52)	1:13.70 [3] (0:12.28)	1:01.42 [3] (0:12.18)	0:37.44	+0
9	6	ALWAYS HUNTING Brodie Loy	6	62.2 800m	0:11.77 800m	2:18.35 [9] (0:16.15)	2:02.20 [9] (0:11.98)	1:50.22 [9] (0:12.13)	1:38.09 [8] (0:12.54)	1:25.55 [8] (0:12.40)	1:13.15 [8] (0:12.30)	1:00.85 [8] (0:12.07)	0:37.01	+6

Scratched: Rhodes (#9)

[] Ranking at each section and finish
 -:-:- No data available at this section
 NA No data available

SCN Saddle cloth number
 DNF Did not finish
 DNT Did not track



Ipswich QLD Professional

Race 2: IEEC.COM.AU BENCHMARK 62 Handicap - 2200m

29 February 2024 - 13:34



Track Rating: Soft 5, Weather: Fine, Rail Position: +9.5m Entire

Section						800m	600m	400m	200m	Last 600m	
Field Times						0:49.11 (0:11.94)	0:37.17 (0:12.11)	0:25.06 (0:12.37)	0:12.69 (0:12.69)	0:37.17	
Rank	TAB	Horse/Jockey	Barrier	Top Speed [km/h]	Fastest Section					Margin	Distance Travelled [m]
1	2	VAN GOGH Sophie Wilcock	2	63.4 2000m	0:11.59 2000m	0:49.11 [1] (0:11.94)	0:37.17 [1] (0:12.11)	0:25.06 [1] (0:12.37)	0:12.69 [1] (0:12.69)	2:17.63	0:37.17
2	5	SHEZADANDI Jai Williams	5	63.0 2000m	0:11.73 2000m	0:48.75 [4] (0:11.85)	0:36.90 [4] (0:12.05)	0:24.85 [4] (0:12.24)	0:12.61 [2] (0:12.61)	0.2L	0:36.90 +6
3	8	MOUNT ZION Rikki Jamieson	8	62.2 800m	0:11.79 800m	0:48.50 [5] (0:11.79)	0:36.71 [5] (0:11.98)	0:24.73 [5] (0:12.22)	0:12.51 [5] (0:12.51)	0.7L	0:36.71 +8
4	4	SEA TREASURES Liv O'Donnell	4	62.5 800m	0:11.74 800m	0:48.43 [6] (0:11.74)	0:36.69 [6] (0:11.97)	0:24.72 [6] (0:12.29)	0:12.43 [6] (0:12.43)	0.8L	0:36.69 -2
5	10	ALIRAAJ Jason Taylor	10	63.4 Overall	0:11.63 2000m	0:49.29 [2] (0:11.94)	0:37.35 [2] (0:12.11)	0:25.24 [2] (0:12.47)	0:12.77 [3] (0:12.77)	1.6L	0:37.35 +5
6	1	HARBELLE Jasper Franklin	1	61.7 800m	0:11.85 800m	0:48.40 [8] (0:11.85)	0:36.55 [8] (0:11.88)	0:24.67 [7] (0:12.21)	0:12.46 [7] (0:12.46)	1.8L	0:36.55 -2
7	7	AMALGAMATION James Orman	7	62.6 800m	0:11.79 800m	0:48.31 [9] (0:11.79)	0:36.52 [9] (0:11.99)	0:24.53 [9] (0:12.05)	0:12.48 [8] (0:12.48)	2.2L	0:36.52 +5
8	3	GOOGAZ Ryan Maloney	3	61.8 2000m	0:11.80 800m	0:49.24 [3] (0:11.80)	0:37.44 [3] (0:12.08)	0:25.36 [3] (0:12.44)	0:12.92 [4] (0:12.92)	2.7L	0:37.44 +0
9	6	ALWAYS HUNTING Brodie Loy	6	62.2 800m	0:11.77 800m	0:48.78 [7] (0:11.77)	0:37.01 [7] (0:12.00)	0:25.01 [8] (0:12.27)	0:12.74 [9] (0:12.74)	3.7L	0:37.01 +6

Scratched: Rhodes (#9)

[] Ranking at each section and finish
 -:-:- No data available at this section
 NA No data available

SCN Saddle cloth number
 DNF Did not finish
 DNT Did not track



Horse/Jockey Name	Van Gogh
Final Rank	1
Fastest Section Time (Section)	0:11.59 (2000m)
Top Speed [km/h] (Section)	63.4 (2000m)
Race State	Finished



Ipswich QLD Professional

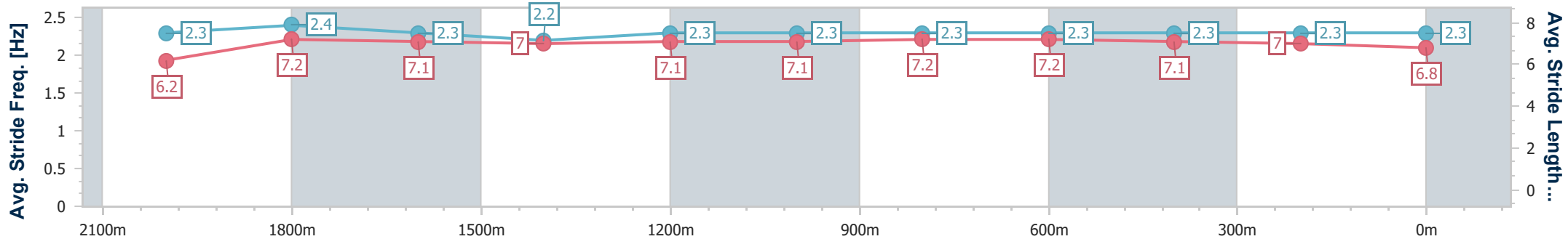
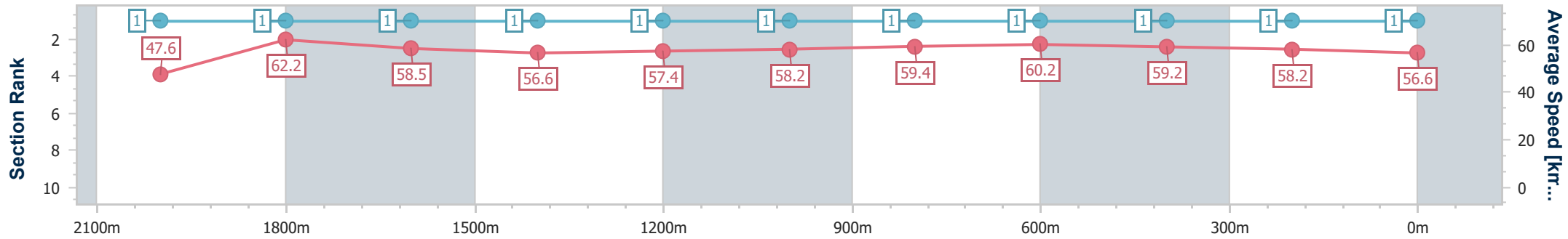
Race 2: IEEC.COM.AU BENCHMARK 62 Handicap - 2200m

29 February 2024 - 13:34



Track Rating: Soft 5, Weather: Fine, Rail Position: +9.5m Entire

Section	Overall	2000m	1800m	1600m	1400m	1200m	1000m	800m	600m	400m	200m
Section Times	2:17.63 [1] (0:15.16)	2:02.47 [1] (0:11.59)	1:50.88 [1] (0:12.15)	1:38.73 [1] (0:12.69)	1:26.04 [1] (0:12.45)	1:13.59 [1] (0:12.33)	1:01.26 [1] (0:12.15)	0:49.11 [1] (0:11.94)	0:37.17 [1] (0:12.11)	0:25.06 [1] (0:12.37)	0:12.69 [1] (0:12.69)
Average Speed [km/h]	47.6	62.2	58.5	56.6	57.4	58.2	59.4	60.2	59.2	58.2	56.6
Top Speed [km/h]	62.5	63.4	60.9	57.2	58.9	59.1	60.4	60.8	60.1	59.5	58.4
Avg. Dist. to Rail [m]	1.2	1.3	1.8	2.0	1.4	0.5	0.4	0.4	0.8	0.7	0.9
Avg. Stride Freq. [Hz]	2.3	2.4	2.3	2.2	2.3	2.3	2.3	2.3	2.3	2.3	2.3
Avg. Stride Length [m]	6.2	7.2	7.1	7.0	7.1	7.1	7.2	7.2	7.1	7.0	6.8



- [] Ranking at each section and finish
- .-.- No data available at this section
- NA No data available



Horse/Jockey Name	Shezadandi
Final Rank	2
Fastest Section Time (Section)	0:11.73 (2000m)
Top Speed [km/h] (Section)	63.0 (2000m)
Race State	Finished



Ipswich QLD Professional

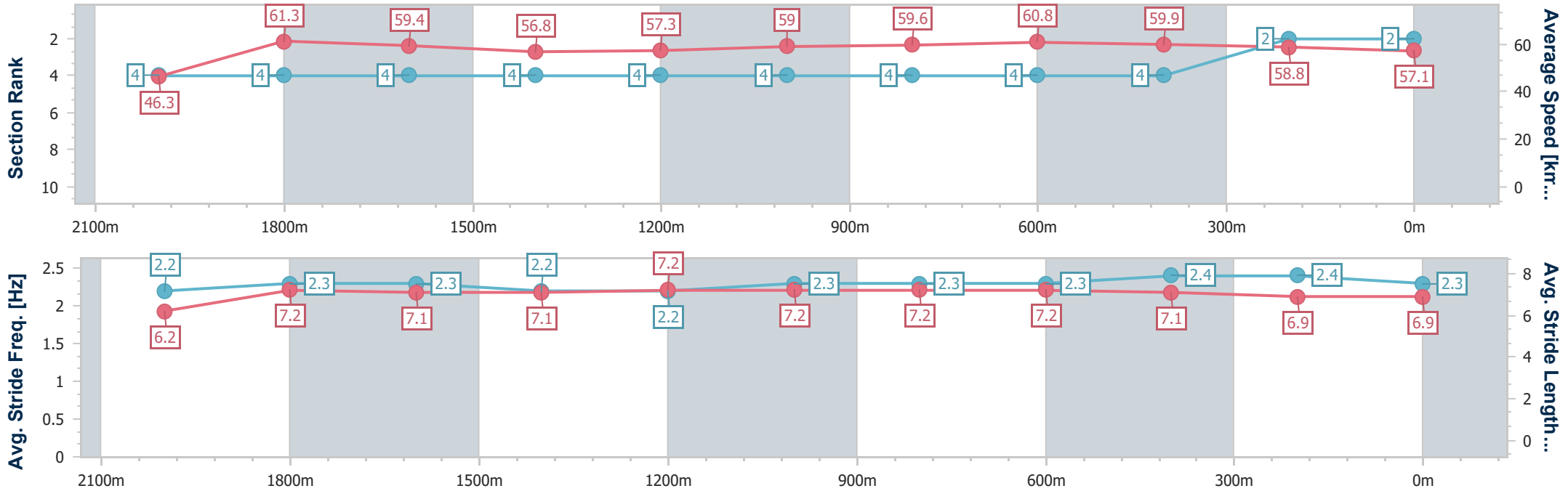
Race 2: IEEC.COM.AU BENCHMARK 62 Handicap - 2200m

29 February 2024 - 13:34



Track Rating: Soft 5, Weather: Fine, Rail Position: +9.5m Entire

Section	Overall	2000m	1800m	1600m	1400m	1200m	1000m	800m	600m	400m	200m
Section Times	2:17.68 [2] (0:15.59)	2:02.09 [4] (0:11.73)	1:50.36 [4] (0:12.08)	1:38.28 [4] (0:12.65)	1:25.63 [4] (0:12.53)	1:13.10 [4] (0:12.20)	1:00.90 [4] (0:12.15)	0:48.75 [4] (0:11.85)	0:36.90 [4] (0:12.05)	0:24.85 [4] (0:12.24)	0:12.61 [2] (0:12.61)
Average Speed [km/h]	46.3	61.3	59.4	56.8	57.3	59.0	59.6	60.8	59.9	58.8	57.1
Top Speed [km/h]	58.4	63.0	62.2	57.3	58.6	59.8	59.9	61.5	60.9	59.6	58.6
Avg. Dist. to Rail [m]	1.5	0.2	0.6	0.7	0.5	0.4	0.7	0.3	0.6	1.3	2.7
Avg. Stride Freq. [Hz]	2.2	2.3	2.3	2.2	2.2	2.3	2.3	2.3	2.4	2.4	2.3
Avg. Stride Length [m]	6.2	7.2	7.1	7.1	7.2	7.2	7.2	7.2	7.1	6.9	6.9



- [] Ranking at each section and finish
- .-.- No data available at this section
- NA No data available



Horse/Jockey Name	Mount Zion
Final Rank	3
Fastest Section Time (Section)	0:11.79 (800m)
Top Speed [km/h] (Section)	62.2 (800m)
Race State	Finished



Ipswich QLD Professional

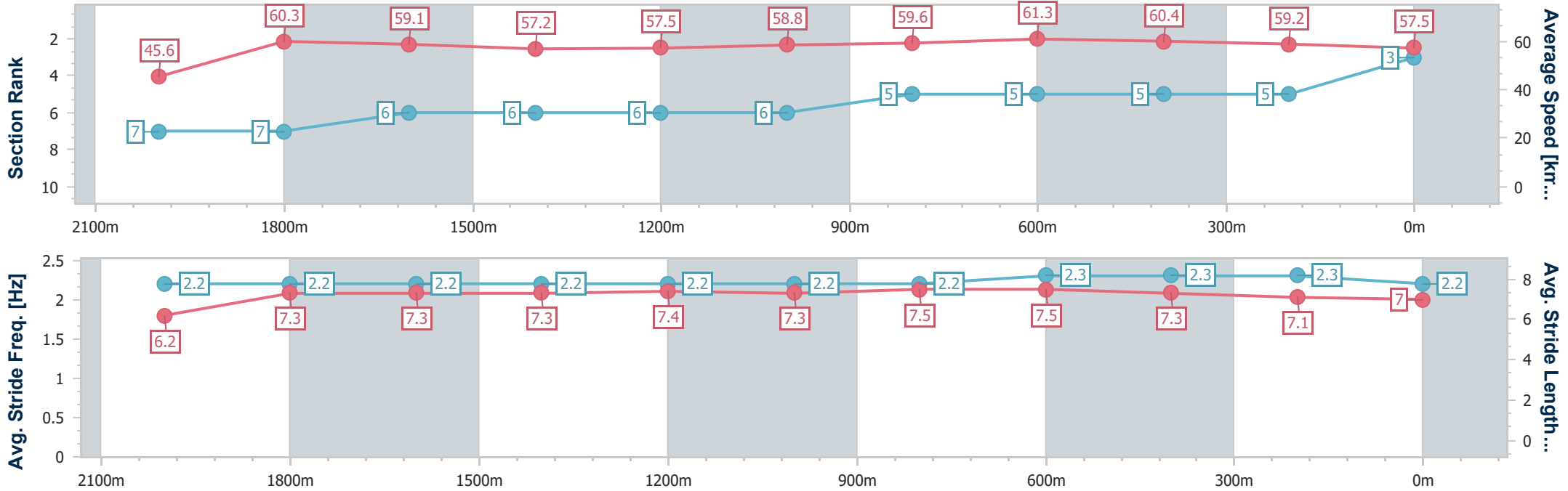
Race 2: IEEC.COM.AU BENCHMARK 62 Handicap - 2200m

29 February 2024 - 13:34

Track Rating: Soft 5, Weather: Fine, Rail Position: +9.5m Entire



Section	Overall	2000m	1800m	1600m	1400m	1200m	1000m	800m	600m	400m	200m
Section Times	2:17.77 [3] (0:15.79)	2:01.98 [7] (0:11.92)	1:50.06 [7] (0:12.13)	1:37.93 [6] (0:12.58)	1:25.35 [6] (0:12.50)	1:12.85 [6] (0:12.28)	1:00.57 [6] (0:12.07)	0:48.50 [5] (0:11.79)	0:36.71 [5] (0:11.98)	0:24.73 [5] (0:12.22)	0:12.51 [5] (0:12.51)
Average Speed [km/h]	45.6	60.3	59.1	57.2	57.5	58.8	59.6	61.3	60.4	59.2	57.5
Top Speed [km/h]	58.3	62.0	61.6	58.5	58.1	59.8	60.2	62.2	61.7	59.7	59.0
Avg. Dist. to Rail [m]	3.0	0.4	0.4	0.5	0.3	0.4	0.7	0.4	0.9	2.4	4.9
Avg. Stride Freq. [Hz]	2.2	2.2	2.2	2.2	2.2	2.2	2.2	2.3	2.3	2.3	2.2
Avg. Stride Length [m]	6.2	7.3	7.3	7.3	7.4	7.3	7.5	7.5	7.3	7.1	7.0



- [] Ranking at each section and finish
- .-.- No data available at this section
- NA No data available



Horse/Jockey Name	Sea Treasures
Final Rank	4
Fastest Section Time (Section)	0:11.74 (800m)
Top Speed [km/h] (Section)	62.5 (800m)
Race State	Finished



Ipswich QLD Professional

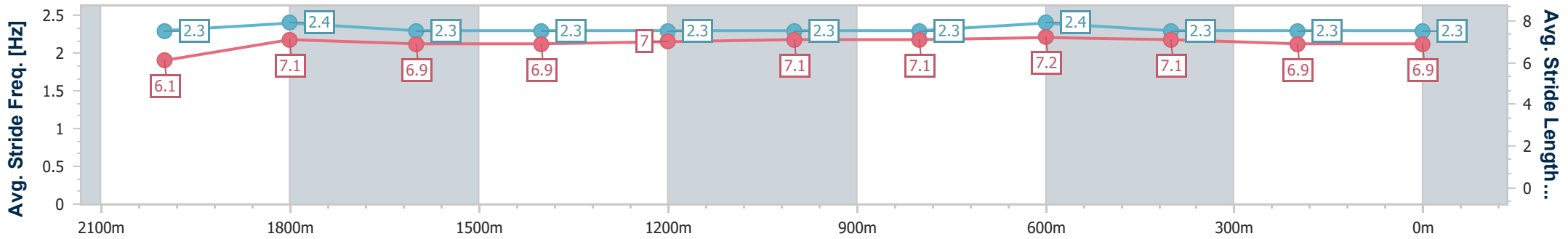
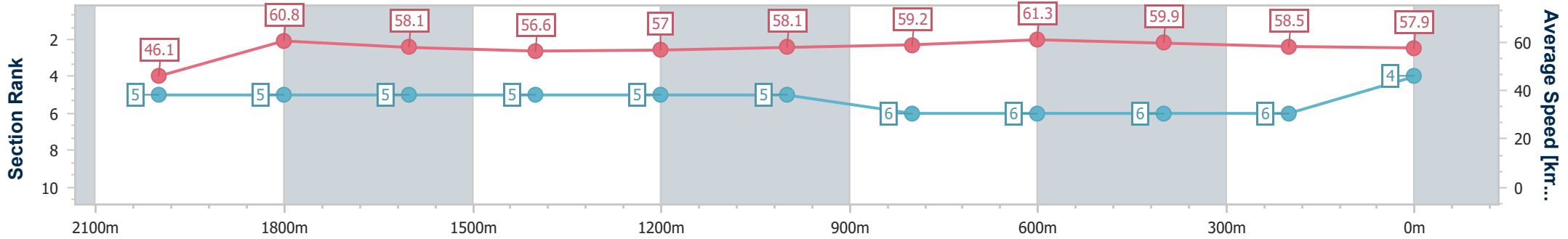
Race 2: IEEC.COM.AU BENCHMARK 62 Handicap - 2200m

29 February 2024 - 13:34

Track Rating: Soft 5, Weather: Fine, Rail Position: +9.5m Entire



Section	Overall	2000m	1800m	1600m	1400m	1200m	1000m	800m	600m	400m	200m
Section Times	2:17.79 [4] (0:15.61)	2:02.18 [5] (0:11.84)	1:50.34 [5] (0:12.10)	1:38.24 [5] (0:12.73)	1:25.51 [5] (0:12.49)	1:13.02 [5] (0:12.40)	1:00.62 [5] (0:12.19)	0:48.43 [6] (0:11.74)	0:36.69 [6] (0:11.97)	0:24.72 [6] (0:12.29)	0:12.43 [6] (0:12.43)
Average Speed [km/h]	46.1	60.8	58.1	56.6	57.0	58.1	59.2	61.3	59.9	58.5	57.9
Top Speed [km/h]	60.5	62.0	60.8	57.6	57.8	59.1	59.6	62.5	61.5	59.1	58.8
Avg. Dist. to Rail [m]	0.7	1.2	2.8	2.8	1.7	0.5	0.7	0.3	0.5	1.0	3.5
Avg. Stride Freq. [Hz]	2.3	2.4	2.3	2.3	2.3	2.3	2.3	2.4	2.3	2.3	2.3
Avg. Stride Length [m]	6.1	7.1	6.9	6.9	7.0	7.1	7.1	7.2	7.1	6.9	6.9



- [] Ranking at each section and finish
- .-.- No data available at this section
- NA No data available



Horse/Jockey Name	Aliraaj
Final Rank	5
Fastest Section Time (Section)	0:11.63 (2000m)
Top Speed [km/h] (Section)	63.4 (Overall)
Race State	Finished



Ipswich QLD Professional

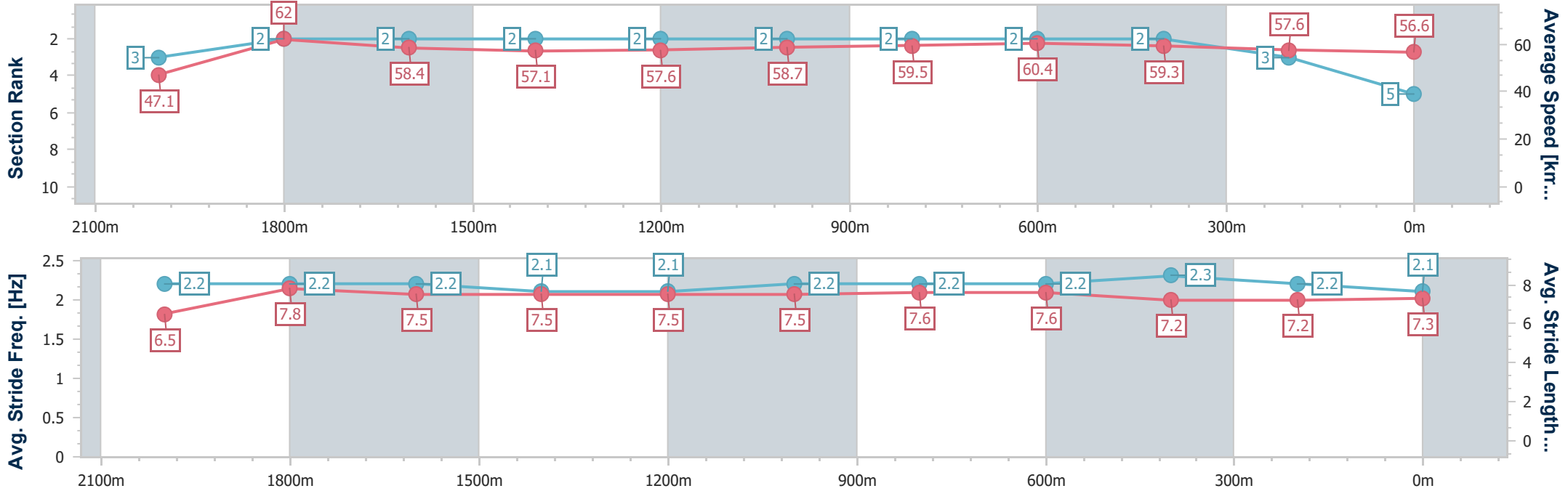
Race 2: IEEC.COM.AU BENCHMARK 62 Handicap - 2200m

29 February 2024 - 13:34

Track Rating: Soft 5, Weather: Fine, Rail Position: +9.5m Entire



Section	Overall	2000m	1800m	1600m	1400m	1200m	1000m	800m	600m	400m	200m
Section Times	2:17.93 [5] (0:15.30)	2:02.63 [3] (0:11.63)	1:51.00 [2] (0:12.19)	1:38.81 [2] (0:12.62)	1:26.19 [2] (0:12.43)	1:13.76 [2] (0:12.30)	1:01.46 [2] (0:12.17)	0:49.29 [2] (0:11.94)	0:37.35 [2] (0:12.11)	0:25.24 [2] (0:12.47)	0:12.77 [3] (0:12.77)
Average Speed [km/h]	47.1	62.0	58.4	57.1	57.6	58.7	59.5	60.4	59.3	57.6	56.6
Top Speed [km/h]	63.4	63.2	61.4	57.8	59.3	59.6	59.9	60.8	60.7	58.3	57.7
Avg. Dist. to Rail [m]	5.6	1.3	1.0	1.1	0.7	0.8	1.1	0.3	0.3	0.4	1.5
Avg. Stride Freq. [Hz]	2.2	2.2	2.2	2.1	2.1	2.2	2.2	2.2	2.3	2.2	2.1
Avg. Stride Length [m]	6.5	7.8	7.5	7.5	7.5	7.5	7.6	7.6	7.2	7.2	7.3



- [] Ranking at each section and finish
- .-.- No data available at this section
- NA No data available



Horse/Jockey Name	Harbelle
Final Rank	6
Fastest Section Time (Section)	0:11.85 (800m)
Top Speed [km/h] (Section)	61.7 (800m)
Race State	Finished



Ipswich QLD Professional

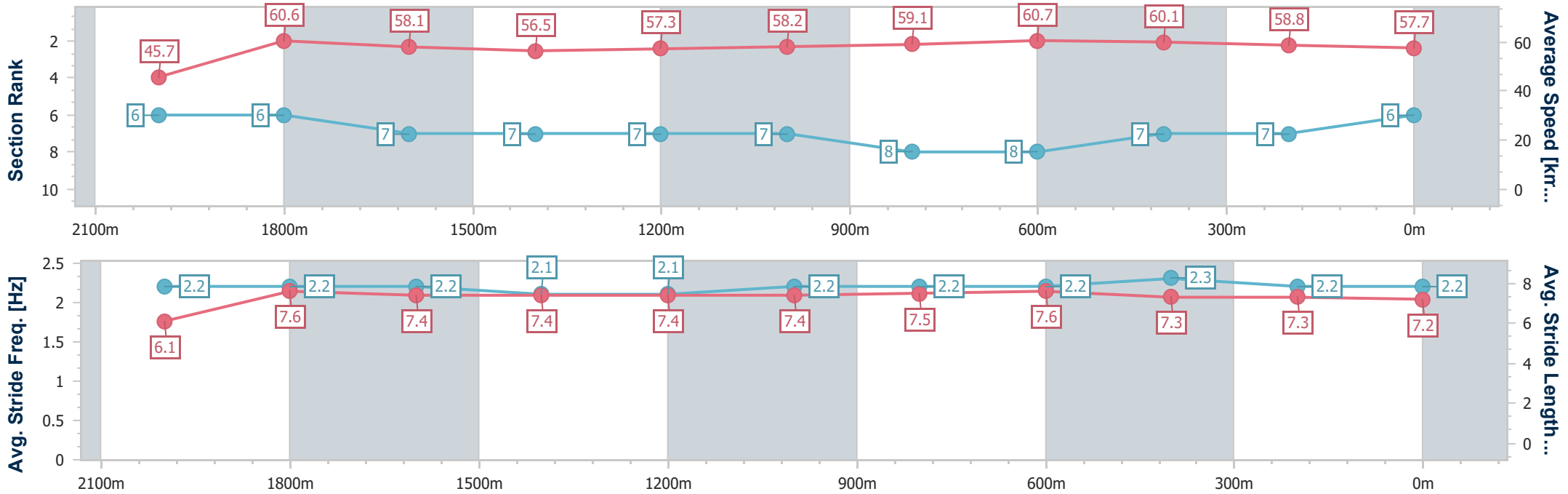
Race 2: IEEC.COM.AU BENCHMARK 62 Handicap - 2200m

29 February 2024 - 13:34



Track Rating: Soft 5, Weather: Fine, Rail Position: +9.5m Entire

Section	Overall	2000m	1800m	1600m	1400m	1200m	1000m	800m	600m	400m	200m
Section Times	2:17.98 [6] (0:15.76)	2:02.22 [6] (0:11.88)	1:50.34 [6] (0:12.24)	1:38.10 [7] (0:12.71)	1:25.39 [7] (0:12.46)	1:12.93 [7] (0:12.34)	1:00.59 [7] (0:12.19)	0:48.40 [8] (0:11.85)	0:36.55 [8] (0:11.88)	0:24.67 [7] (0:12.21)	0:12.46 [7] (0:12.46)
Average Speed [km/h]	45.7	60.6	58.1	56.5	57.3	58.2	59.1	60.7	60.1	58.8	57.7
Top Speed [km/h]	59.9	61.5	61.3	58.2	57.9	59.2	60.5	61.7	61.6	59.4	59.1
Avg. Dist. to Rail [m]	1.7	0.9	1.9	2.3	1.7	0.7	0.2	0.5	1.0	0.9	1.1
Avg. Stride Freq. [Hz]	2.2	2.2	2.2	2.1	2.1	2.2	2.2	2.2	2.3	2.2	2.2
Avg. Stride Length [m]	6.1	7.6	7.4	7.4	7.4	7.4	7.5	7.6	7.3	7.3	7.2



- [] Ranking at each section and finish
- .-.- No data available at this section
- NA No data available



Horse/Jockey Name	Amalgamation
Final Rank	7
Fastest Section Time (Section)	0:11.79 (800m)
Top Speed [km/h] (Section)	62.6 (800m)
Race State	Finished



Ipswich QLD Professional

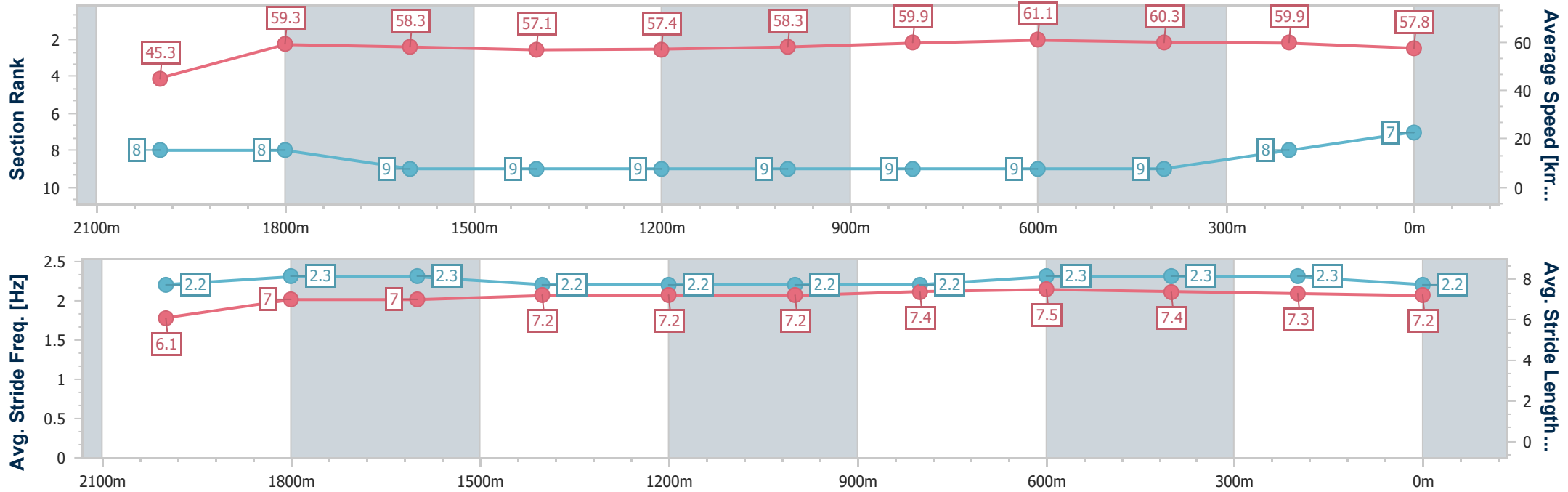
Race 2: IEEC.COM.AU BENCHMARK 62 Handicap - 2200m

29 February 2024 - 13:34



Track Rating: Soft 5, Weather: Fine, Rail Position: +9.5m Entire

Section	Overall	2000m	1800m	1600m	1400m	1200m	1000m	800m	600m	400m	200m
Section Times	2:18.05 [7] (0:15.93)	2:02.12 [8] (0:12.12)	1:50.00 [8] (0:12.24)	1:37.76 [9] (0:12.63)	1:25.13 [9] (0:12.49)	1:12.64 [9] (0:12.32)	1:00.32 [9] (0:12.01)	0:48.31 [9] (0:11.79)	0:36.52 [9] (0:11.99)	0:24.53 [9] (0:12.05)	0:12.48 [8] (0:12.48)
Average Speed [km/h]	45.3	59.3	58.3	57.1	57.4	58.3	59.9	61.1	60.3	59.9	57.8
Top Speed [km/h]	58.4	60.1	59.6	58.7	58.4	59.5	60.7	62.6	61.6	61.1	59.8
Avg. Dist. to Rail [m]	1.2	1.0	1.0	1.3	1.0	0.4	0.3	0.3	0.6	2.8	5.5
Avg. Stride Freq. [Hz]	2.2	2.3	2.3	2.2	2.2	2.2	2.2	2.3	2.3	2.3	2.2
Avg. Stride Length [m]	6.1	7.0	7.0	7.2	7.2	7.2	7.4	7.5	7.4	7.3	7.2



- [] Ranking at each section and finish
- .-.- No data available at this section
- NA No data available



Horse/Jockey Name	Googaz
Final Rank	8
Fastest Section Time (Section)	0:11.80 (800m)
Top Speed [km/h] (Section)	61.8 (2000m)
Race State	Finished



Ipswich QLD Professional

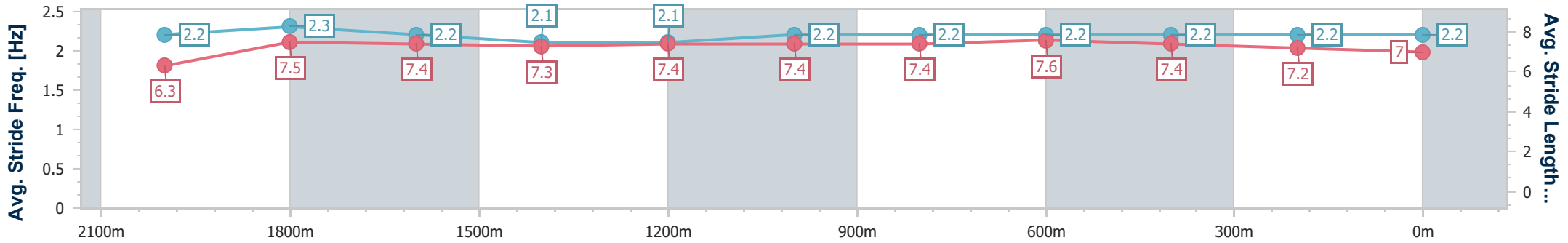
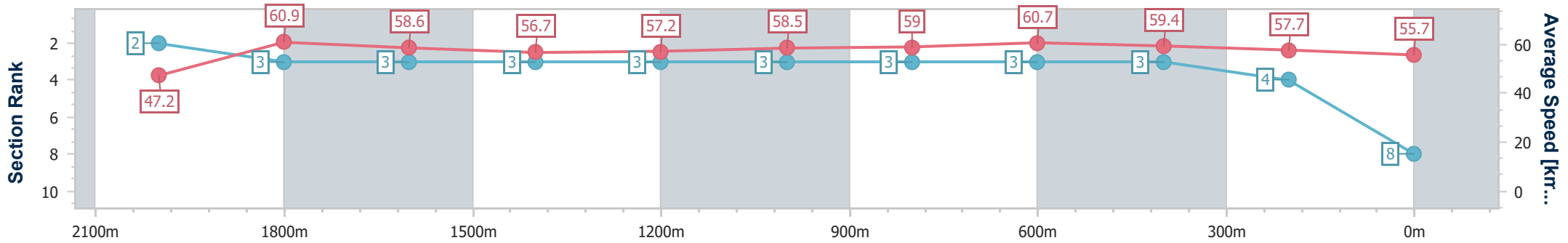
Race 2: IEEC.COM.AU BENCHMARK 62 Handicap - 2200m

29 February 2024 - 13:34



Track Rating: Soft 5, Weather: Fine, Rail Position: +9.5m Entire

Section	Overall	2000m	1800m	1600m	1400m	1200m	1000m	800m	600m	400m	200m
Section Times	2:18.16 [8] (0:15.26)	2:02.90 [2] (0:11.82)	1:51.08 [3] (0:12.15)	1:38.93 [3] (0:12.71)	1:26.22 [3] (0:12.52)	1:13.70 [3] (0:12.28)	1:01.42 [3] (0:12.18)	0:49.24 [3] (0:11.80)	0:37.44 [3] (0:12.08)	0:25.36 [3] (0:12.44)	0:12.92 [4] (0:12.92)
Average Speed [km/h]	47.2	60.9	58.6	56.7	57.2	58.5	59.0	60.7	59.4	57.7	55.7
Top Speed [km/h]	60.0	61.8	59.6	57.3	58.7	59.2	60.0	61.4	60.2	58.4	57.9
Avg. Dist. to Rail [m]	2.2	0.7	1.2	1.5	1.2	0.4	0.2	0.8	1.1	0.6	0.2
Avg. Stride Freq. [Hz]	2.2	2.3	2.2	2.1	2.1	2.2	2.2	2.2	2.2	2.2	2.2
Avg. Stride Length [m]	6.3	7.5	7.4	7.3	7.4	7.4	7.4	7.6	7.4	7.2	7.0



- [] Ranking at each section and finish
- .-.- No data available at this section
- NA No data available



Horse/Jockey Name	Always Hunting
Final Rank	9
Fastest Section Time (Section)	0:11.77 (800m)
Top Speed [km/h] (Section)	62.2 (800m)
Race State	Finished



Ipswich QLD Professional

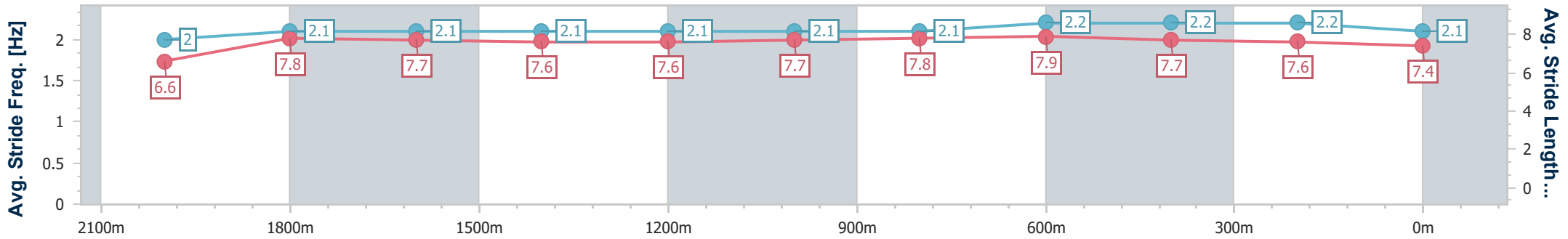
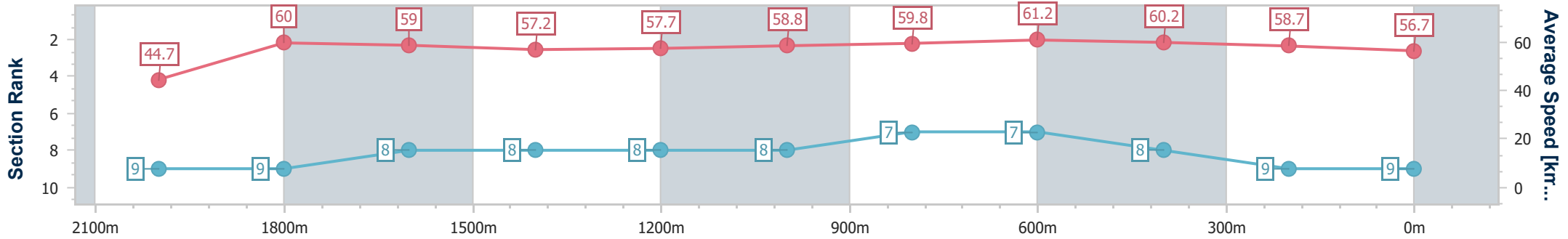
Race 2: IEEC.COM.AU BENCHMARK 62 Handicap - 2200m

29 February 2024 - 13:34

Track Rating: Soft 5, Weather: Fine, Rail Position: +9.5m Entire



Section	Overall	2000m	1800m	1600m	1400m	1200m	1000m	800m	600m	400m	200m
Section Times	2:18.35 [9] (0:16.15)	2:02.20 [9] (0:11.98)	1:50.22 [9] (0:12.13)	1:38.09 [8] (0:12.54)	1:25.55 [8] (0:12.40)	1:13.15 [8] (0:12.30)	1:00.85 [8] (0:12.07)	0:48.78 [7] (0:11.77)	0:37.01 [7] (0:12.00)	0:25.01 [8] (0:12.27)	0:12.74 [9] (0:12.74)
Average Speed [km/h]	44.7	60.0	59.0	57.2	57.7	58.8	59.8	61.2	60.2	58.7	56.7
Top Speed [km/h]	58.9	61.2	61.2	59.1	58.5	59.8	61.3	62.2	61.4	59.7	58.7
Avg. Dist. to Rail [m]	2.5	0.3	1.1	1.9	1.2	0.6	1.2	0.6	0.6	1.9	3.1
Avg. Stride Freq. [Hz]	2.0	2.1	2.1	2.1	2.1	2.1	2.1	2.2	2.2	2.2	2.1
Avg. Stride Length [m]	6.6	7.8	7.7	7.6	7.6	7.7	7.8	7.9	7.7	7.6	7.4



- [] Ranking at each section and finish
- .-.- No data available at this section
- NA No data available