

Track Rating: Soft 5, Weather: Fine, Rail Position: +9.5m Entire

Section										Last 600m		
Field Times		Overall	600m	400m	200m						0:32.85	
		0:46.26 (0:13.41)	0:32.85 (0:10.54)	0:22.31 (0:10.98)	0:11.33 (0:11.33)							
Rank	TAB	Horse/Jockey	Barrier	Top Speed [km/h]	Fastest Section					Margin	Distance Travelled [m]	
1	4	EVELYN'S JOY Angela Jones	4	71.2 600m	0:10.48 600m	0:46.26 [1] (0:13.47)	0:32.79 [2] (0:10.48)	0:22.31 [1] (0:10.98)	0:11.33 [1] (0:11.33)	0:46.26	0:32.79	
2	5	FLEUR DE VIE Jake Bayliss	5	69.8 Overall	0:10.59 600m	0:46.73 [2] (0:13.41)	0:33.32 [1] (0:10.59)	0:22.73 [2] (0:11.13)	0:11.60 [2] (0:11.60)	2.72L	0:33.32	+1
3	7	STARSPANGLE PLANET Luke Miller	7	69.2 600m	0:10.51 600m	0:46.99 [3] (0:13.89)	0:33.10 [10] (0:10.51)	0:22.59 [8] (0:11.08)	0:11.51 [6] (0:11.51)	4.29L	0:33.10	-3
4	11	LA HARRI Montanna Savva	11	69.4 600m	0:10.56 600m	0:47.23 [4] (0:13.65)	0:33.58 [4] (0:10.56)	0:23.02 [4] (0:11.19)	0:11.83 [4] (0:11.83)	5.66L	0:33.58	+0
5	6	PRIDE OF NALA Samantha Collett	6	69.6 600m	0:10.65 600m	0:47.27 [5] (0:13.56)	0:33.71 [3] (0:10.65)	0:23.06 [3] (0:11.16)	0:11.90 [3] (0:11.90)	5.94L	0:33.71	+1
6	8	STELLER EAGLE James Orman	8	71.0 Overall	0:10.55 600m	0:47.36 [6] (0:13.76)	0:33.60 [8] (0:10.55)	0:23.05 [6] (0:11.14)	0:11.91 [5] (0:11.91)	6.44L	0:33.60	+4
7	13	OAKFIELD PANTHER Luke Tarrant	13	69.4 Overall	0:10.65 600m	0:47.37 [7] (0:13.67)	0:33.70 [5] (0:10.65)	0:23.05 [7] (0:11.18)	0:11.87 [7] (0:11.87)	6.52L	0:33.70	+0
8	2	SQUEAK Justin Huxtable	2	71.1 600m	0:10.57 600m	0:47.50 [8] (0:13.68)	0:33.82 [6] (0:10.57)	0:23.25 [5] (0:11.28)	0:11.97 [8] (0:11.97)	7.28L	0:33.82	+5
9	9	MAN TALK Les Tilley	9	69.8 Overall	0:11.00 600m	0:47.51 [9] (0:13.71)	0:33.80 [7] (0:11.00)	0:22.80 [10] (0:11.38)	0:11.42 [10] (0:11.42)	7.31L	0:33.80	+3
10	1	CASUAL MAN Adin Thompson	1	68.6 600m	0:10.78 600m	0:47.94 [10] (0:13.81)	0:34.13 [9] (0:10.78)	0:23.35 [9] (0:11.12)	0:12.23 [9] (0:12.23)	9.85L	0:34.13	+3

Scratched: Iron Power (#3), Mastercard (#10), Maltali (#14), Pass The Wine (#12)



Horse/Jockey Name	Evelyn's Joy
Final Rank	1
Fastest Section Time (Section)	0:10.48 (600m)
Top Speed [km/h] (Section)	71.2 (600m)
Race State	Finished



Ipswich QLD Professional

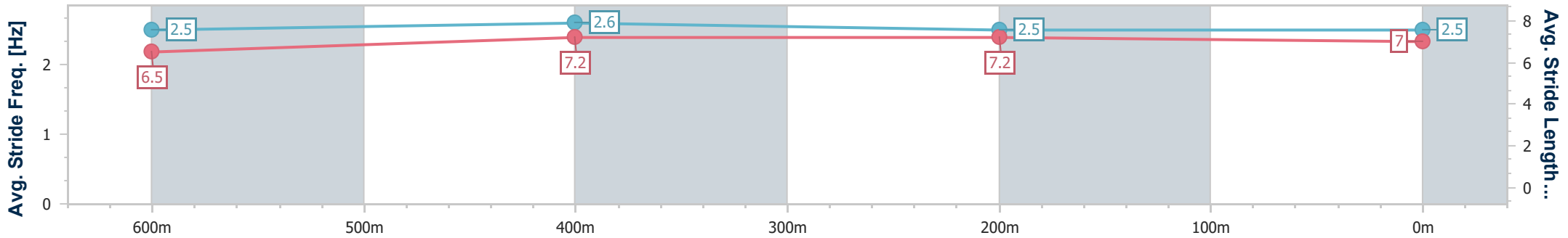
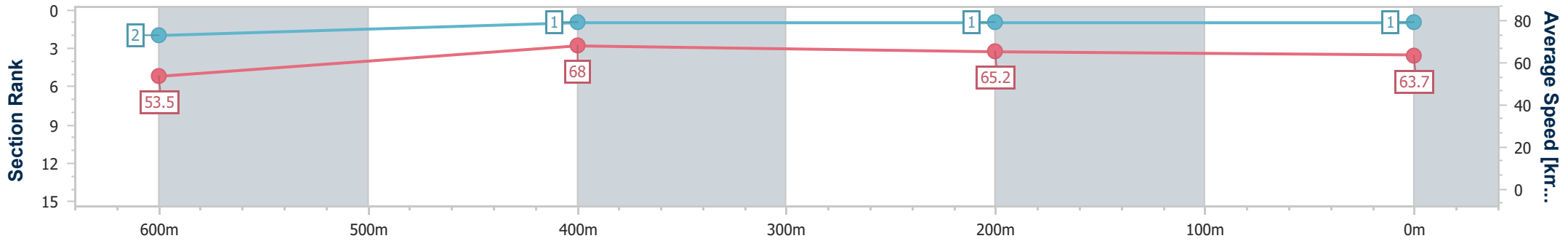
Race 1: THE BARN FAMILY RESTAURANT Maiden Plate - 800m



29 February 2024 - 12:57

Track Rating: Soft 5, Weather: Fine, Rail Position: +9.5m Entire

Section	Overall	600m	400m	200m
Section Times	0:46.26 [1] (0:13.47)	0:32.79 [2] (0:10.48)	0:22.31 [1] (0:10.98)	0:11.33 [1] (0:11.33)
Average Speed [km/h]	53.5	68.0	65.2	63.7
Top Speed [km/h]	71.0	71.2	65.9	66.0
Avg. Dist. to Rail [m]	0.5	1.6	1.7	1.0
Avg. Stride Freq. [Hz]	2.5	2.6	2.5	2.5
Avg. Stride Length [m]	6.5	7.2	7.2	7.0



- [] Ranking at each section and finish
- .-.- No data available at this section
- NA No data available



Horse/Jockey Name	Fleur De Vie
Final Rank	2
Fastest Section Time (Section)	0:10.59 (600m)
Top Speed [km/h] (Section)	69.8 (Overall)
Race State	Finished



Ipswich QLD Professional

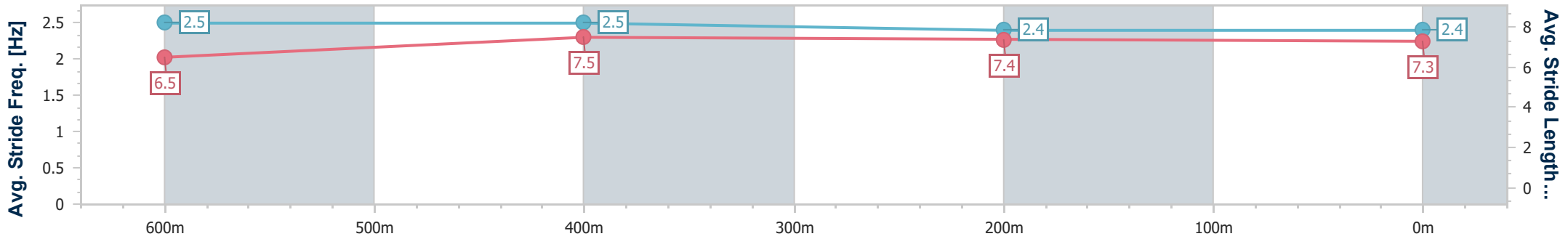
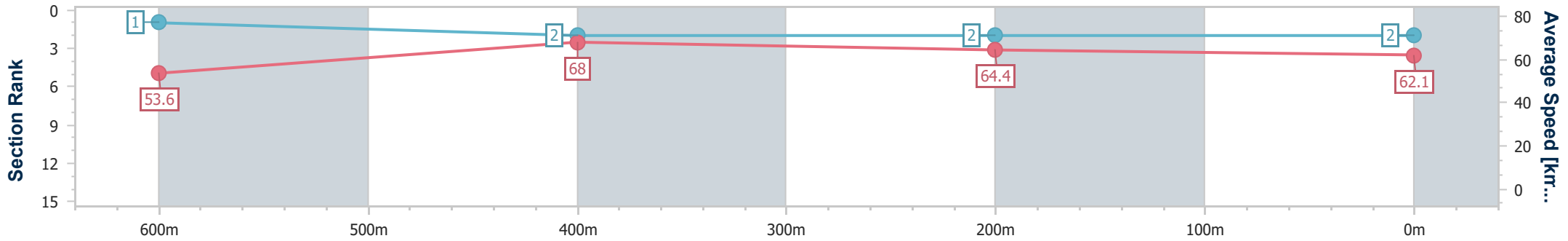
Race 1: THE BARN FAMILY RESTAURANT Maiden Plate - 800m



29 February 2024 - 12:57

Track Rating: Soft 5, Weather: Fine, Rail Position: +9.5m Entire

Section	Overall	600m	400m	200m
Section Times	0:46.73 [2] (0:13.41)	0:33.32 [1] (0:10.59)	0:22.73 [2] (0:11.13)	0:11.60 [2] (0:11.60)
Average Speed [km/h]	53.6	68.0	64.4	62.1
Top Speed [km/h]	69.8	69.3	66.0	63.9
Avg. Dist. to Rail [m]	1.4	0.8	0.3	0.4
Avg. Stride Freq. [Hz]	2.5	2.5	2.4	2.4
Avg. Stride Length [m]	6.5	7.5	7.4	7.3



- [] Ranking at each section and finish
- .-.- No data available at this section
- NA No data available



Horse/Jockey Name	Starspangle Planet
Final Rank	3
Fastest Section Time (Section)	0:10.51 (600m)
Top Speed [km/h] (Section)	69.2 (600m)
Race State	Finished



Ipswich QLD Professional

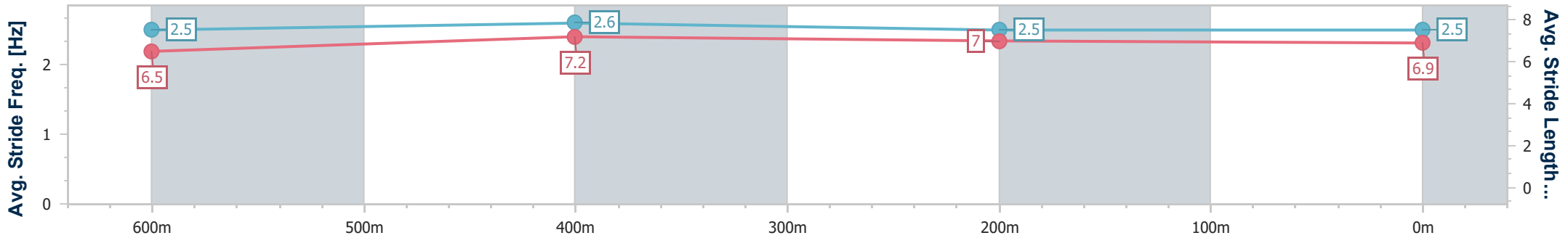
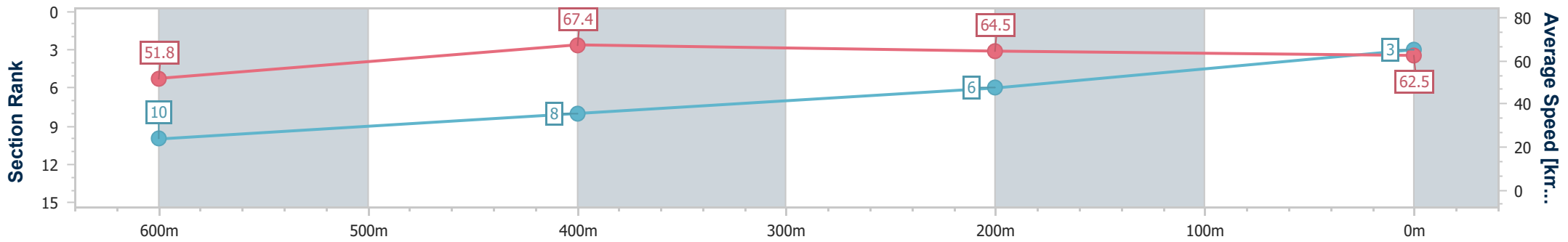
Race 1: THE BARN FAMILY RESTAURANT Maiden Plate - 800m



29 February 2024 - 12:57

Track Rating: Soft 5, Weather: Fine, Rail Position: +9.5m Entire

Section	Overall	600m	400m	200m
Section Times	0:46.99 [3] (0:13.89)	0:33.10 [10] (0:10.51)	0:22.59 [8] (0:11.08)	0:11.51 [6] (0:11.51)
Average Speed [km/h]	51.8	67.4	64.5	62.5
Top Speed [km/h]	68.8	69.2	65.5	64.3
Avg. Dist. to Rail [m]	0.7	3.6	2.2	0.6
Avg. Stride Freq. [Hz]	2.5	2.6	2.5	2.5
Avg. Stride Length [m]	6.5	7.2	7.0	6.9



- [] Ranking at each section and finish
- .-.- No data available at this section
- NA No data available



Horse/Jockey Name	La Harri
Final Rank	4
Fastest Section Time (Section)	0:10.56 (600m)
Top Speed [km/h] (Section)	69.4 (600m)
Race State	Finished



Ipswich QLD Professional

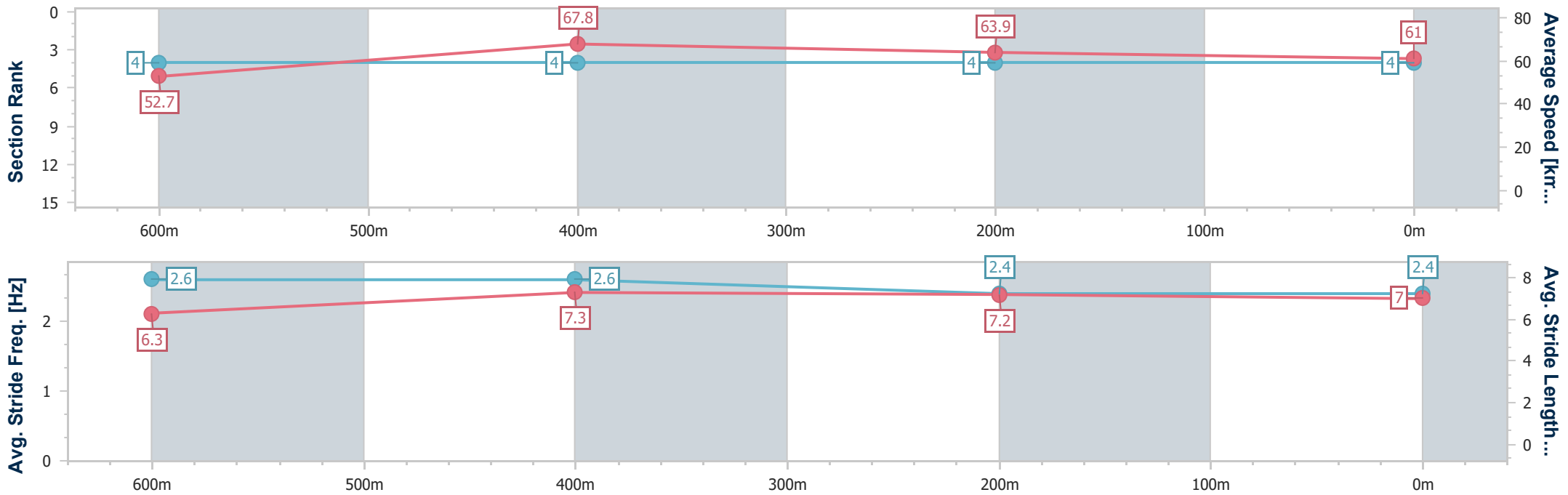
Race 1: THE BARN FAMILY RESTAURANT Maiden Plate - 800m

29 February 2024 - 12:57



Track Rating: Soft 5, Weather: Fine, Rail Position: +9.5m Entire

Section	Overall	600m	400m	200m
Section Times	0:47.23 [4] (0:13.65)	0:33.58 [4] (0:10.56)	0:23.02 [4] (0:11.19)	0:11.83 [4] (0:11.83)
Average Speed [km/h]	52.7	67.8	63.9	61.0
Top Speed [km/h]	69.2	69.4	65.5	63.0
Avg. Dist. to Rail [m]	0.6	1.7	1.2	1.7
Avg. Stride Freq. [Hz]	2.6	2.6	2.4	2.4
Avg. Stride Length [m]	6.3	7.3	7.2	7.0



- [] Ranking at each section and finish
- .-.- No data available at this section
- NA No data available



Horse/Jockey Name	Pride Of Nala
Final Rank	5
Fastest Section Time (Section)	0:10.65 (600m)
Top Speed [km/h] (Section)	69.6 (600m)
Race State	Finished



Ipswich QLD Professional

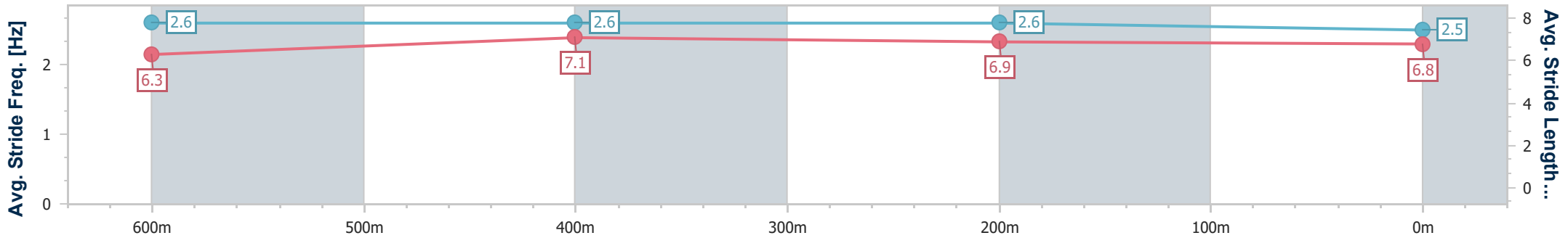
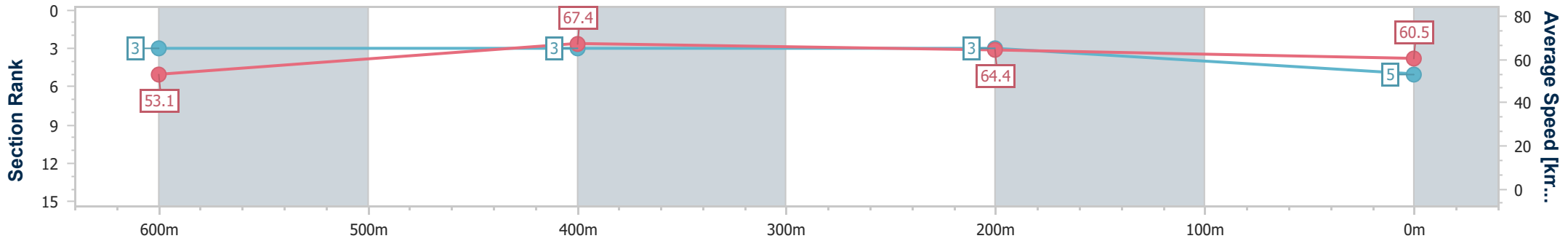
Race 1: THE BARN FAMILY RESTAURANT Maiden Plate - 800m



29 February 2024 - 12:57

Track Rating: Soft 5, Weather: Fine, Rail Position: +9.5m Entire

Section	Overall	600m	400m	200m
Section Times	0:47.27 [5] (0:13.56)	0:33.71 [3] (0:10.65)	0:23.06 [3] (0:11.16)	0:11.90 [3] (0:11.90)
Average Speed [km/h]	53.1	67.4	64.4	60.5
Top Speed [km/h]	69.6	69.6	65.9	63.3
Avg. Dist. to Rail [m]	4.0	1.1	0.7	1.7
Avg. Stride Freq. [Hz]	2.6	2.6	2.6	2.5
Avg. Stride Length [m]	6.3	7.1	6.9	6.8



- [] Ranking at each section and finish
- .-.- No data available at this section
- NA No data available



Horse/Jockey Name	Steller Eagle
Final Rank	6
Fastest Section Time (Section)	0:10.55 (600m)
Top Speed [km/h] (Section)	71.0 (Overall)
Race State	Finished



Ipswich QLD Professional

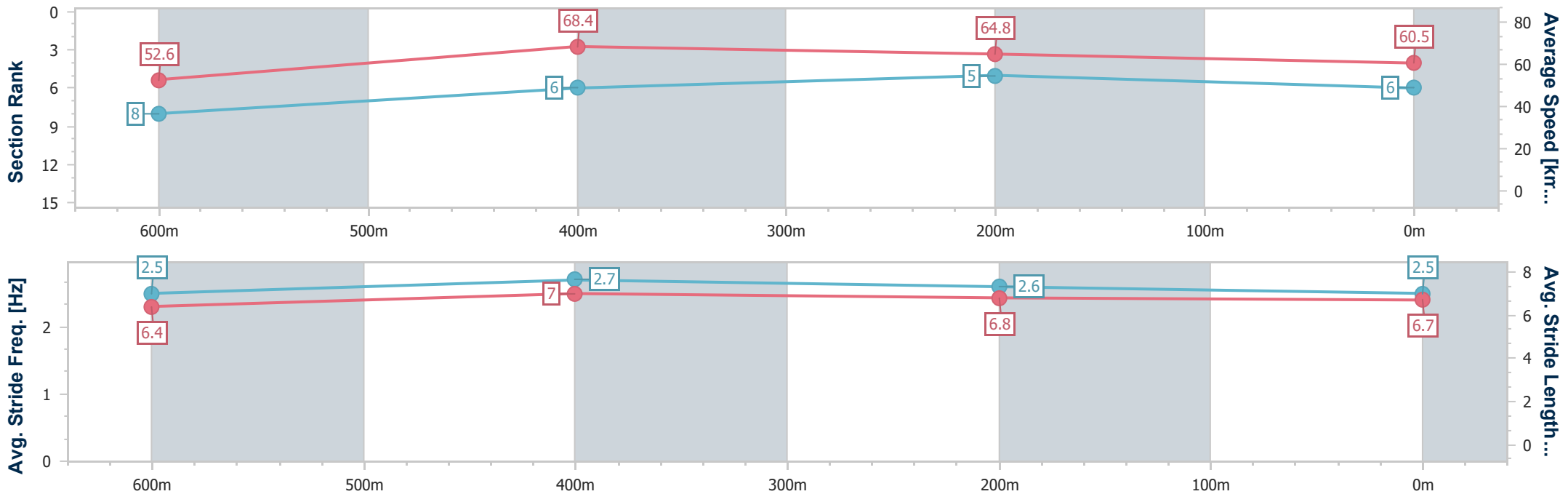
Race 1: THE BARN FAMILY RESTAURANT Maiden Plate - 800m



29 February 2024 - 12:57

Track Rating: Soft 5, Weather: Fine, Rail Position: +9.5m Entire

Section	Overall	600m	400m	200m
Section Times	0:47.36 [6] (0:13.76)	0:33.60 [8] (0:10.55)	0:23.05 [6] (0:11.14)	0:11.91 [5] (0:11.91)
Average Speed [km/h]	52.6	68.4	64.8	60.5
Top Speed [km/h]	71.0	70.8	67.1	63.6
Avg. Dist. to Rail [m]	5.0	1.3	2.2	4.1
Avg. Stride Freq. [Hz]	2.5	2.7	2.6	2.5
Avg. Stride Length [m]	6.4	7.0	6.8	6.7



- [] Ranking at each section and finish
- .-.- No data available at this section
- NA No data available



Horse/Jockey Name	Oakfield Panther
Final Rank	7
Fastest Section Time (Section)	0:10.65 (600m)
Top Speed [km/h] (Section)	69.4 (Overall)
Race State	Finished



Ipswich QLD Professional

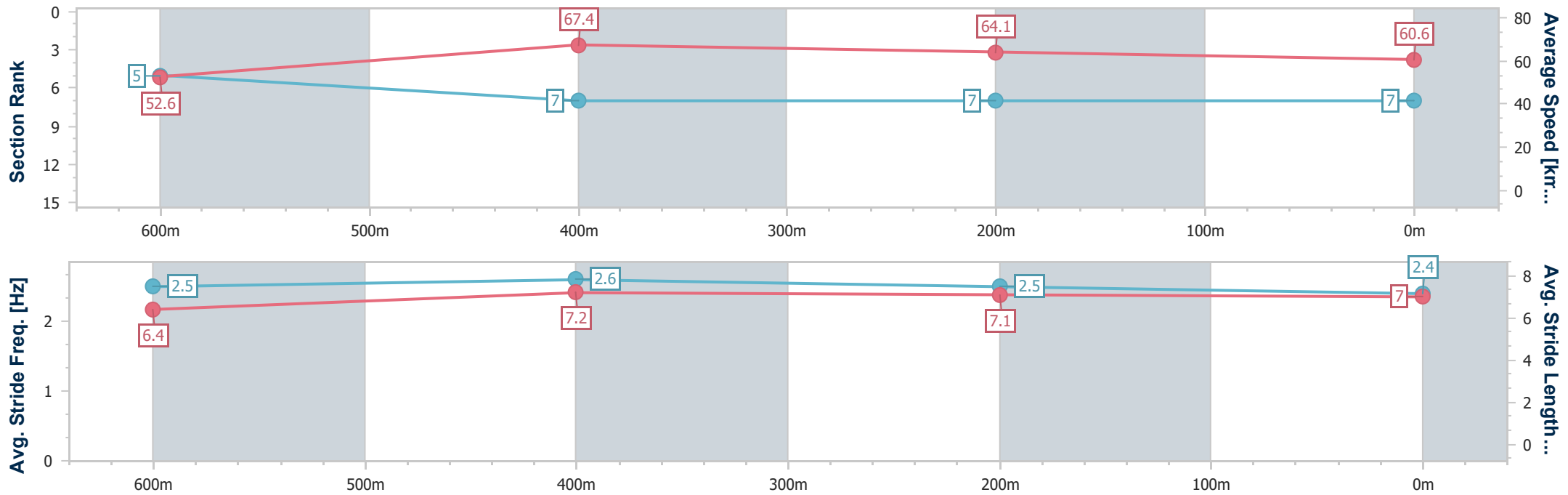
Race 1: THE BARN FAMILY RESTAURANT Maiden Plate - 800m



29 February 2024 - 12:57

Track Rating: Soft 5, Weather: Fine, Rail Position: +9.5m Entire

Section	Overall	600m	400m	200m
Section Times	0:47.37 [7] (0:13.67)	0:33.70 [5] (0:10.65)	0:23.05 [7] (0:11.18)	0:11.87 [7] (0:11.87)
Average Speed [km/h]	52.6	67.4	64.1	60.6
Top Speed [km/h]	69.4	69.4	64.7	64.3
Avg. Dist. to Rail [m]	2.3	1.2	0.6	1.3
Avg. Stride Freq. [Hz]	2.5	2.6	2.5	2.4
Avg. Stride Length [m]	6.4	7.2	7.1	7.0



- [] Ranking at each section and finish
- .-.- No data available at this section
- NA No data available



Horse/Jockey Name	Squeak
Final Rank	8
Fastest Section Time (Section)	0:10.57 (600m)
Top Speed [km/h] (Section)	71.1 (600m)
Race State	Finished



Ipswich QLD Professional

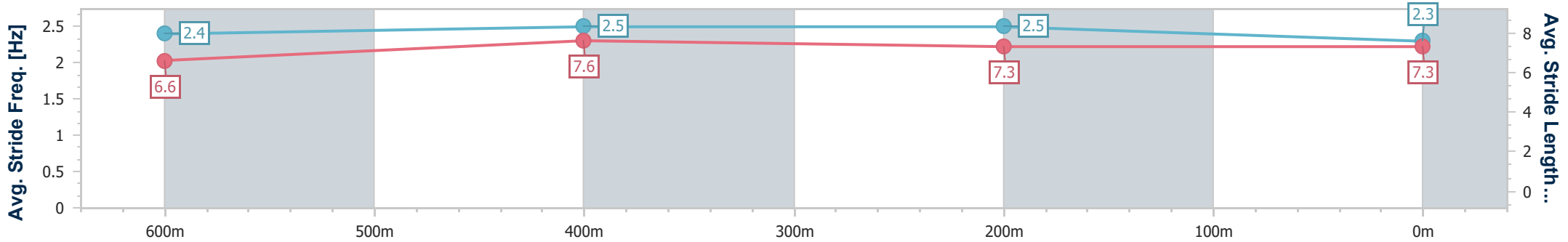
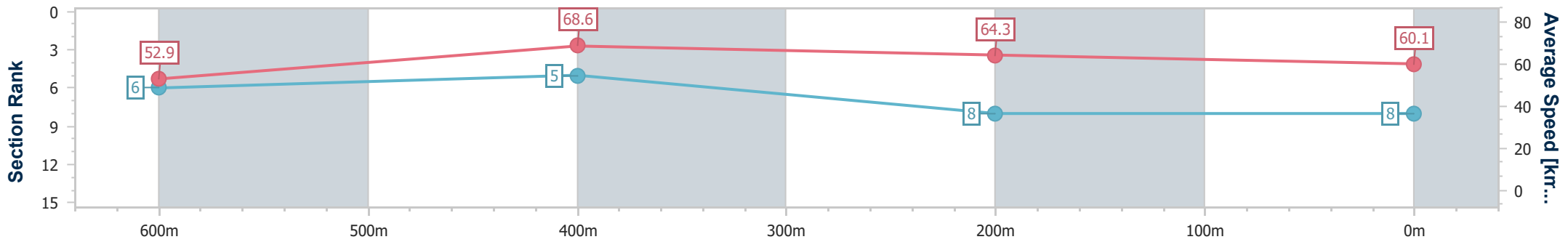
Race 1: THE BARN FAMILY RESTAURANT Maiden Plate - 800m

29 February 2024 - 12:57



Track Rating: Soft 5, Weather: Fine, Rail Position: +9.5m Entire

Section	Overall	600m	400m	200m
Section Times	0:47.50 [8] (0:13.68)	0:33.82 [6] (0:10.57)	0:23.25 [5] (0:11.28)	0:11.97 [8] (0:11.97)
Average Speed [km/h]	52.9	68.6	64.3	60.1
Top Speed [km/h]	70.4	71.1	65.6	63.6
Avg. Dist. to Rail [m]	8.6	3.3	2.9	5.1
Avg. Stride Freq. [Hz]	2.4	2.5	2.5	2.3
Avg. Stride Length [m]	6.6	7.6	7.3	7.3



- [] Ranking at each section and finish
- .-.- No data available at this section
- NA No data available



Horse/Jockey Name	Man Talk
Final Rank	9
Fastest Section Time (Section)	0:11.00 (600m)
Top Speed [km/h] (Section)	69.8 (Overall)
Race State	Finished



Ipswich QLD Professional

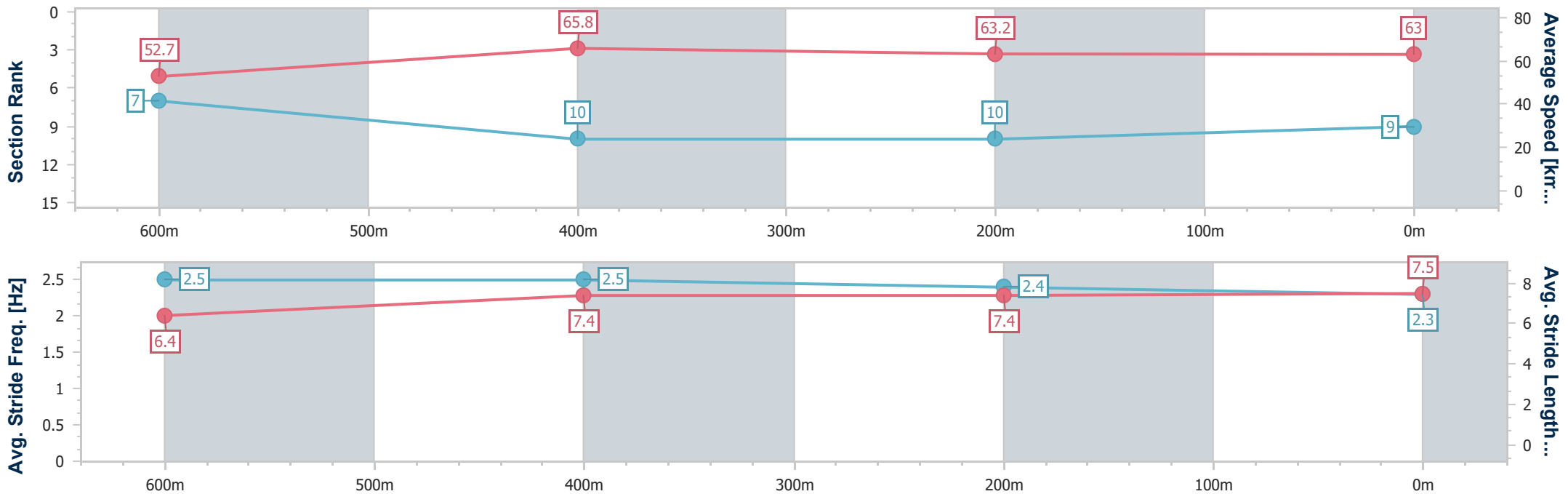
Race 1: THE BARN FAMILY RESTAURANT Maiden Plate - 800m

29 February 2024 - 12:57



Track Rating: Soft 5, Weather: Fine, Rail Position: +9.5m Entire

Section	Overall	600m	400m	200m
Section Times	0:47.51 [9] (0:13.71)	0:33.80 [7] (0:11.00)	0:22.80 [10] (0:11.38)	0:11.42 [10] (0:11.42)
Average Speed [km/h]	52.7	65.8	63.2	63.0
Top Speed [km/h]	69.8	69.2	65.0	64.7
Avg. Dist. to Rail [m]	6.5	2.2	0.9	1.1
Avg. Stride Freq. [Hz]	2.5	2.5	2.4	2.3
Avg. Stride Length [m]	6.4	7.4	7.4	7.5



- [] Ranking at each section and finish
- .-.- No data available at this section
- NA No data available



Horse/Jockey Name	Casual Man
Final Rank	10
Fastest Section Time (Section)	0:10.78 (600m)
Top Speed [km/h] (Section)	68.6 (600m)
Race State	Finished



Ipswich QLD Professional

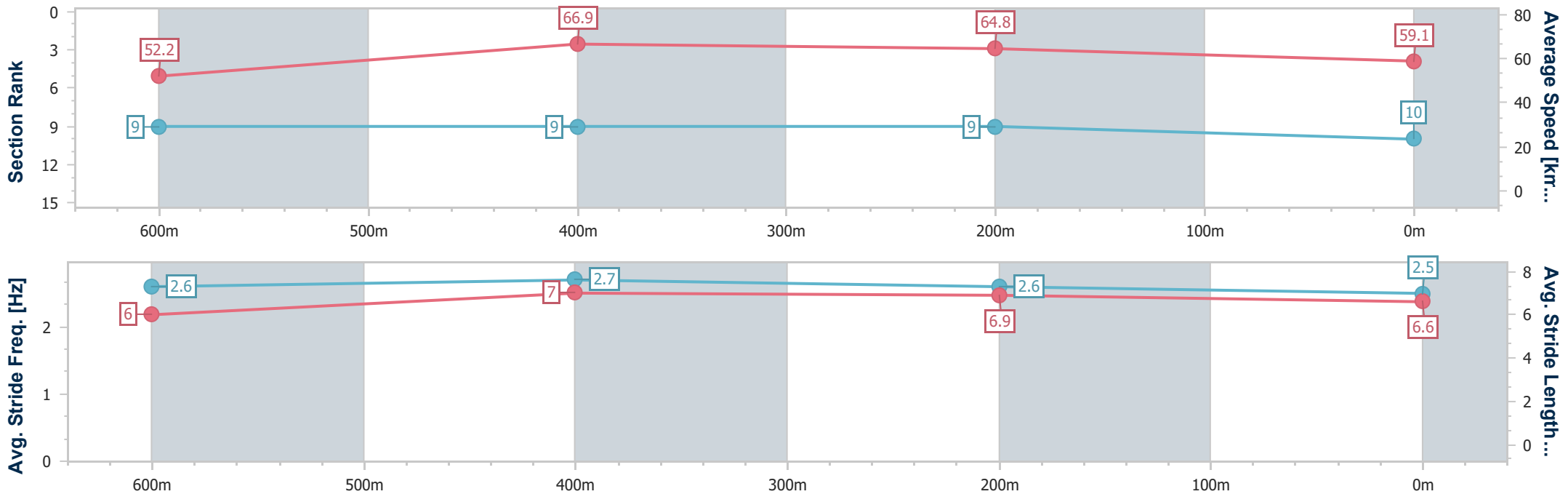
Race 1: THE BARN FAMILY RESTAURANT Maiden Plate - 800m

29 February 2024 - 12:57



Track Rating: Soft 5, Weather: Fine, Rail Position: +9.5m Entire

Section	Overall	600m	400m	200m
Section Times	0:47.94 [10] (0:13.81)	0:34.13 [9] (0:10.78)	0:23.35 [9] (0:11.12)	0:12.23 [9] (0:12.23)
Average Speed [km/h]	52.2	66.9	64.8	59.1
Top Speed [km/h]	68.1	68.6	65.8	63.0
Avg. Dist. to Rail [m]	5.0	1.4	1.3	2.2
Avg. Stride Freq. [Hz]	2.6	2.7	2.6	2.5
Avg. Stride Length [m]	6.0	7.0	6.9	6.6



- [] Ranking at each section and finish
- .-.- No data available at this section
- NA No data available



Ipswich QLD Professional

Race 2: IEEC.COM.AU BENCHMARK 62 Handicap - 2200m

29 February 2024 - 13:34



Track Rating: Soft 5, Weather: Fine, Rail Position: +9.5m Entire

Section		Overall	2000m	1800m	1600m	1400m	1200m	1000m	Last 600m					
Field Times		2:17.63 (0:15.16)	2:02.47 (0:11.59)	1:50.88 (0:12.15)	1:38.73 (0:12.69)	1:26.04 (0:12.45)	1:13.59 (0:12.33)	1:01.26 (0:12.15)	0:37.17					
Rank	TAB	Horse/Jockey	Barrier	Top Speed [km/h]	Fastest Section							Distance Travelled [m]		
1	2	VAN GOGH Sophie Wilcock	2	63.4 2000m	0:11.59 2000m	2:17.63 [1] (0:15.16)	2:02.47 [1] (0:11.59)	1:50.88 [1] (0:12.15)	1:38.73 [1] (0:12.69)	1:26.04 [1] (0:12.45)	1:13.59 [1] (0:12.33)	1:01.26 [1] (0:12.15)	0:37.17	
2	5	SHEZADANDI Jai Williams	5	63.0 2000m	0:11.73 2000m	2:17.68 [2] (0:15.59)	2:02.09 [4] (0:11.73)	1:50.36 [4] (0:12.08)	1:38.28 [4] (0:12.65)	1:25.63 [4] (0:12.53)	1:13.10 [4] (0:12.20)	1:00.90 [4] (0:12.15)	0:36.90	+6
3	8	MOUNT ZION Rikki Jamieson	8	62.2 800m	0:11.79 800m	2:17.77 [3] (0:15.79)	2:01.98 [7] (0:11.92)	1:50.06 [7] (0:12.13)	1:37.93 [6] (0:12.58)	1:25.35 [6] (0:12.50)	1:12.85 [6] (0:12.28)	1:00.57 [6] (0:12.07)	0:36.71	+8
4	4	SEA TREASURES Liv O'Donnell	4	62.5 800m	0:11.74 800m	2:17.79 [4] (0:15.61)	2:02.18 [5] (0:11.84)	1:50.34 [5] (0:12.10)	1:38.24 [5] (0:12.73)	1:25.51 [5] (0:12.49)	1:13.02 [5] (0:12.40)	1:00.62 [5] (0:12.19)	0:36.69	-2
5	10	ALIRAAJ Jason Taylor	10	63.4 Overall	0:11.63 2000m	2:17.93 [5] (0:15.30)	2:02.63 [3] (0:11.63)	1:51.00 [2] (0:12.19)	1:38.81 [2] (0:12.62)	1:26.19 [2] (0:12.43)	1:13.76 [2] (0:12.30)	1:01.46 [2] (0:12.17)	0:37.35	+5
6	1	HARBELLE Jasper Franklin	1	61.7 800m	0:11.85 800m	2:17.98 [6] (0:15.76)	2:02.22 [6] (0:11.88)	1:50.34 [6] (0:12.24)	1:38.10 [7] (0:12.71)	1:25.39 [7] (0:12.46)	1:12.93 [7] (0:12.34)	1:00.59 [7] (0:12.19)	0:36.55	-2
7	7	AMALGAMATION James Orman	7	62.6 800m	0:11.79 800m	2:18.05 [7] (0:15.93)	2:02.12 [8] (0:12.12)	1:50.00 [8] (0:12.24)	1:37.76 [9] (0:12.63)	1:25.13 [9] (0:12.49)	1:12.64 [9] (0:12.32)	1:00.32 [9] (0:12.01)	0:36.52	+5
8	3	GOOGAZ Ryan Maloney	3	61.8 2000m	0:11.80 800m	2:18.16 [8] (0:15.26)	2:02.90 [2] (0:11.82)	1:51.08 [3] (0:12.15)	1:38.93 [3] (0:12.71)	1:26.22 [3] (0:12.52)	1:13.70 [3] (0:12.28)	1:01.42 [3] (0:12.18)	0:37.44	+0
9	6	ALWAYS HUNTING Brodie Loy	6	62.2 800m	0:11.77 800m	2:18.35 [9] (0:16.15)	2:02.20 [9] (0:11.98)	1:50.22 [9] (0:12.13)	1:38.09 [8] (0:12.54)	1:25.55 [8] (0:12.40)	1:13.15 [8] (0:12.30)	1:00.85 [8] (0:12.07)	0:37.01	+6

Scratched: Rhodes (#9)

[] Ranking at each section and finish
 -:-:- No data available at this section
 NA No data available

SCN Saddle cloth number
 DNF Did not finish
 DNT Did not track



Ipswich QLD Professional

Race 2: IEEC.COM.AU BENCHMARK 62 Handicap - 2200m

29 February 2024 - 13:34



Track Rating: Soft 5, Weather: Fine, Rail Position: +9.5m Entire

Section		Field Times				800m		600m		400m		200m		Last 600m	
Rank	TAB	Horse/Jockey	Barrier	Top Speed [km/h]	Fastest Section	0:49.11 (0:11.94)		0:37.17 (0:12.11)		0:25.06 (0:12.37)		0:12.69 (0:12.69)		0:37.17	
Rank	TAB	Horse/Jockey	Barrier	Top Speed [km/h]	Fastest Section	Margin		Margin		Margin		Margin		Distance Travelled [m]	
1	2	VAN GOGH Sophie Wilcock	2	63.4	0:11.59	0:49.11 [1] (0:11.94)	0:37.17 [1] (0:12.11)	0:25.06 [1] (0:12.37)	0:12.69 [1] (0:12.69)	2:17.63				0:37.17	
2	5	SHEZADANDI Jai Williams	5	63.0	0:11.73	0:48.75 [4] (0:11.85)	0:36.90 [4] (0:12.05)	0:24.85 [4] (0:12.24)	0:12.61 [2] (0:12.61)	0.2L				0:36.90	+6
3	8	MOUNT ZION Rikki Jamieson	8	62.2	0:11.79	0:48.50 [5] (0:11.79)	0:36.71 [5] (0:11.98)	0:24.73 [5] (0:12.22)	0:12.51 [5] (0:12.51)	0.7L				0:36.71	+8
4	4	SEA TREASURES Liv O'Donnell	4	62.5	0:11.74	0:48.43 [6] (0:11.74)	0:36.69 [6] (0:11.97)	0:24.72 [6] (0:12.29)	0:12.43 [6] (0:12.43)	0.8L				0:36.69	-2
5	10	ALIRAAJ Jason Taylor	10	63.4	0:11.63	0:49.29 [2] (0:11.94)	0:37.35 [2] (0:12.11)	0:25.24 [2] (0:12.47)	0:12.77 [3] (0:12.77)	1.6L				0:37.35	+5
6	1	HARBELLE Jasper Franklin	1	61.7	0:11.85	0:48.40 [8] (0:11.85)	0:36.55 [8] (0:11.88)	0:24.67 [7] (0:12.21)	0:12.46 [7] (0:12.46)	1.8L				0:36.55	-2
7	7	AMALGAMATION James Orman	7	62.6	0:11.79	0:48.31 [9] (0:11.79)	0:36.52 [9] (0:11.99)	0:24.53 [9] (0:12.05)	0:12.48 [8] (0:12.48)	2.2L				0:36.52	+5
8	3	GOOGAZ Ryan Maloney	3	61.8	0:11.80	0:49.24 [3] (0:11.80)	0:37.44 [3] (0:12.08)	0:25.36 [3] (0:12.44)	0:12.92 [4] (0:12.92)	2.7L				0:37.44	+0
9	6	ALWAYS HUNTING Brodie Loy	6	62.2	0:11.77	0:48.78 [7] (0:11.77)	0:37.01 [7] (0:12.00)	0:25.01 [8] (0:12.27)	0:12.74 [9] (0:12.74)	3.7L				0:37.01	+6

Scratched: Rhodes (#9)

[] Ranking at each section and finish
 -:-:- No data available at this section
 NA No data available

SCN Saddle cloth number
 DNF Did not finish
 DNT Did not track



Horse/Jockey Name	Van Gogh
Final Rank	1
Fastest Section Time (Section)	0:11.59 (2000m)
Top Speed [km/h] (Section)	63.4 (2000m)
Race State	Finished



Ipswich QLD Professional

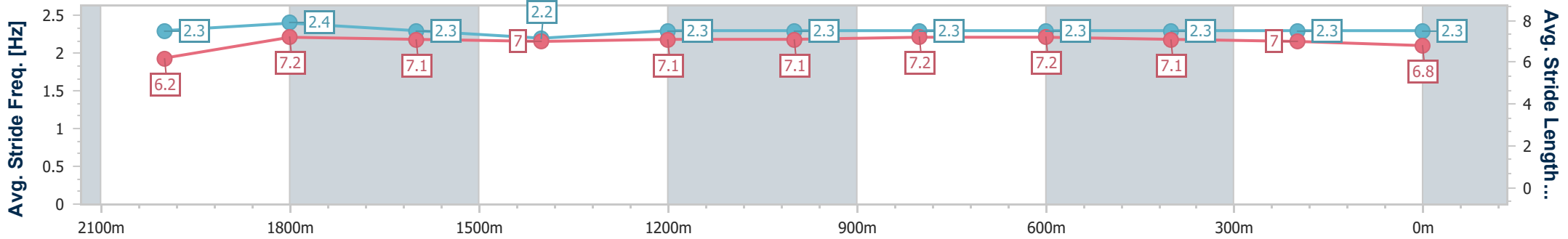
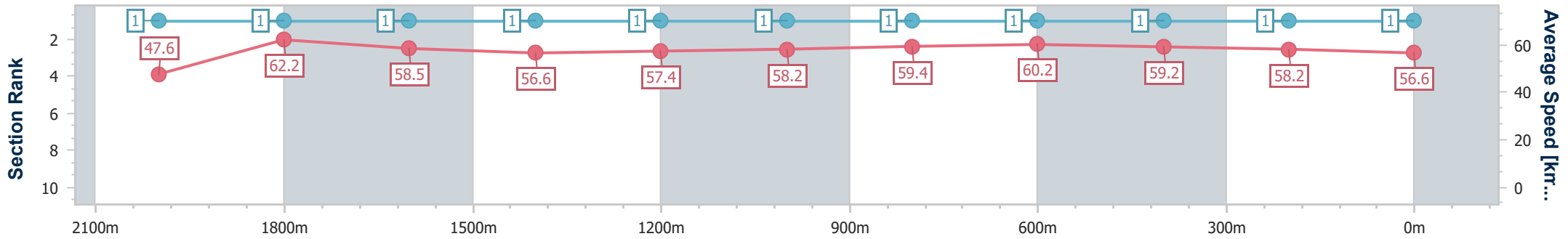
Race 2: IEEC.COM.AU BENCHMARK 62 Handicap - 2200m

29 February 2024 - 13:34



Track Rating: Soft 5, Weather: Fine, Rail Position: +9.5m Entire

Section	Overall	2000m	1800m	1600m	1400m	1200m	1000m	800m	600m	400m	200m
Section Times	2:17.63 [1] (0:15.16)	2:02.47 [1] (0:11.59)	1:50.88 [1] (0:12.15)	1:38.73 [1] (0:12.69)	1:26.04 [1] (0:12.45)	1:13.59 [1] (0:12.33)	1:01.26 [1] (0:12.15)	0:49.11 [1] (0:11.94)	0:37.17 [1] (0:12.11)	0:25.06 [1] (0:12.37)	0:12.69 [1] (0:12.69)
Average Speed [km/h]	47.6	62.2	58.5	56.6	57.4	58.2	59.4	60.2	59.2	58.2	56.6
Top Speed [km/h]	62.5	63.4	60.9	57.2	58.9	59.1	60.4	60.8	60.1	59.5	58.4
Avg. Dist. to Rail [m]	1.2	1.3	1.8	2.0	1.4	0.5	0.4	0.4	0.8	0.7	0.9
Avg. Stride Freq. [Hz]	2.3	2.4	2.3	2.2	2.3	2.3	2.3	2.3	2.3	2.3	2.3
Avg. Stride Length [m]	6.2	7.2	7.1	7.0	7.1	7.1	7.2	7.2	7.1	7.0	6.8



- [] Ranking at each section and finish
- .-.- No data available at this section
- NA No data available



Horse/Jockey Name	Shezadandi
Final Rank	2
Fastest Section Time (Section)	0:11.73 (2000m)
Top Speed [km/h] (Section)	63.0 (2000m)
Race State	Finished



Ipswich QLD Professional

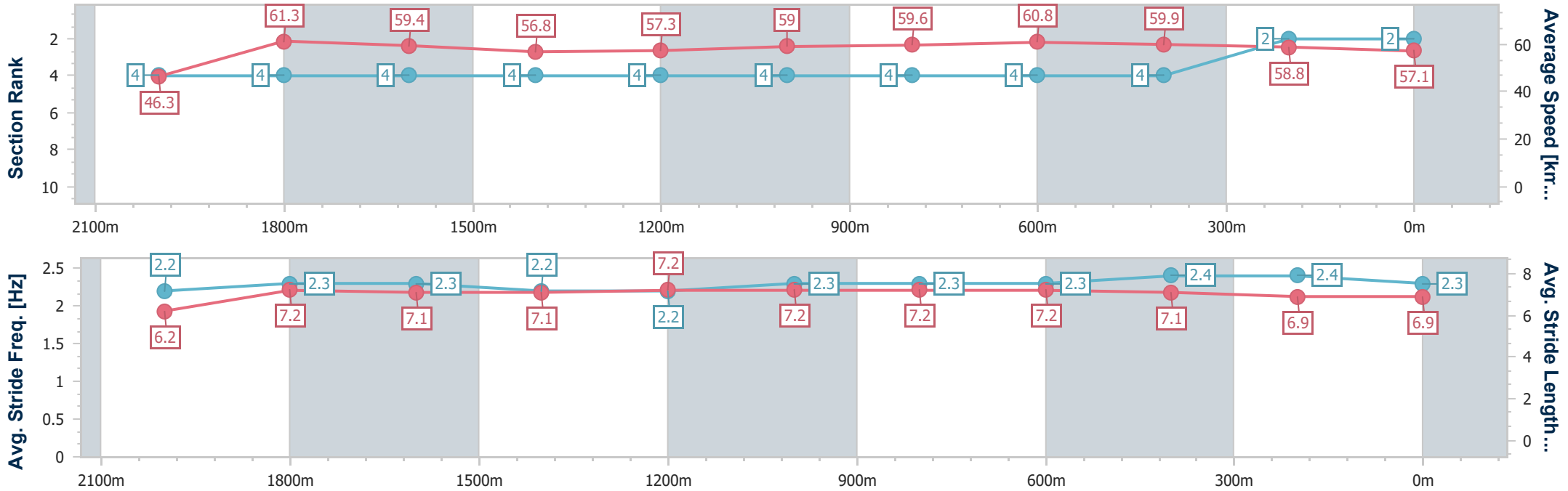
Race 2: IEEC.COM.AU BENCHMARK 62 Handicap - 2200m

29 February 2024 - 13:34



Track Rating: Soft 5, Weather: Fine, Rail Position: +9.5m Entire

Section	Overall	2000m	1800m	1600m	1400m	1200m	1000m	800m	600m	400m	200m
Section Times	2:17.68 [2] (0:15.59)	2:02.09 [4] (0:11.73)	1:50.36 [4] (0:12.08)	1:38.28 [4] (0:12.65)	1:25.63 [4] (0:12.53)	1:13.10 [4] (0:12.20)	1:00.90 [4] (0:12.15)	0:48.75 [4] (0:11.85)	0:36.90 [4] (0:12.05)	0:24.85 [4] (0:12.24)	0:12.61 [2] (0:12.61)
Average Speed [km/h]	46.3	61.3	59.4	56.8	57.3	59.0	59.6	60.8	59.9	58.8	57.1
Top Speed [km/h]	58.4	63.0	62.2	57.3	58.6	59.8	59.9	61.5	60.9	59.6	58.6
Avg. Dist. to Rail [m]	1.5	0.2	0.6	0.7	0.5	0.4	0.7	0.3	0.6	1.3	2.7
Avg. Stride Freq. [Hz]	2.2	2.3	2.3	2.2	2.2	2.3	2.3	2.3	2.4	2.4	2.3
Avg. Stride Length [m]	6.2	7.2	7.1	7.1	7.2	7.2	7.2	7.2	7.1	6.9	6.9



- [] Ranking at each section and finish
- .-.- No data available at this section
- NA No data available



Horse/Jockey Name	Mount Zion
Final Rank	3
Fastest Section Time (Section)	0:11.79 (800m)
Top Speed [km/h] (Section)	62.2 (800m)
Race State	Finished



Ipswich QLD Professional

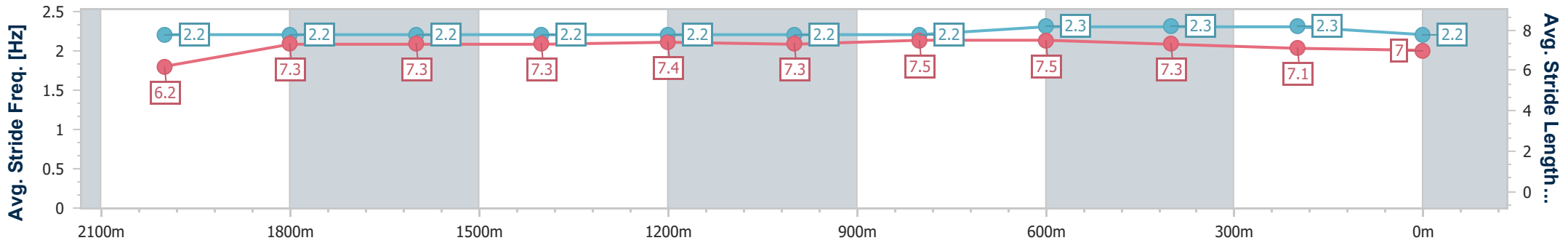
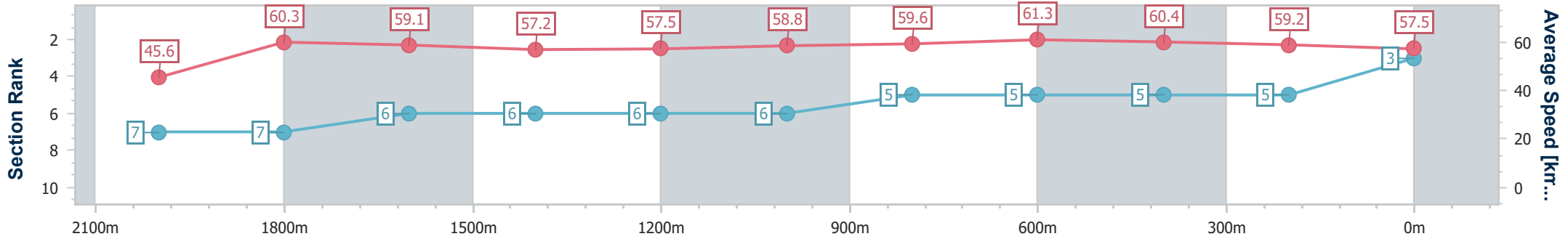
Race 2: IEEC.COM.AU BENCHMARK 62 Handicap - 2200m

29 February 2024 - 13:34

Track Rating: Soft 5, Weather: Fine, Rail Position: +9.5m Entire



Section	Overall	2000m	1800m	1600m	1400m	1200m	1000m	800m	600m	400m	200m
Section Times	2:17.77 [3] (0:15.79)	2:01.98 [7] (0:11.92)	1:50.06 [7] (0:12.13)	1:37.93 [6] (0:12.58)	1:25.35 [6] (0:12.50)	1:12.85 [6] (0:12.28)	1:00.57 [6] (0:12.07)	0:48.50 [5] (0:11.79)	0:36.71 [5] (0:11.98)	0:24.73 [5] (0:12.22)	0:12.51 [5] (0:12.51)
Average Speed [km/h]	45.6	60.3	59.1	57.2	57.5	58.8	59.6	61.3	60.4	59.2	57.5
Top Speed [km/h]	58.3	62.0	61.6	58.5	58.1	59.8	60.2	62.2	61.7	59.7	59.0
Avg. Dist. to Rail [m]	3.0	0.4	0.4	0.5	0.3	0.4	0.7	0.4	0.9	2.4	4.9
Avg. Stride Freq. [Hz]	2.2	2.2	2.2	2.2	2.2	2.2	2.2	2.3	2.3	2.3	2.2
Avg. Stride Length [m]	6.2	7.3	7.3	7.3	7.4	7.3	7.5	7.5	7.3	7.1	7.0



- [] Ranking at each section and finish
- .-.- No data available at this section
- NA No data available



Horse/Jockey Name	Sea Treasures
Final Rank	4
Fastest Section Time (Section)	0:11.74 (800m)
Top Speed [km/h] (Section)	62.5 (800m)
Race State	Finished



Ipswich QLD Professional

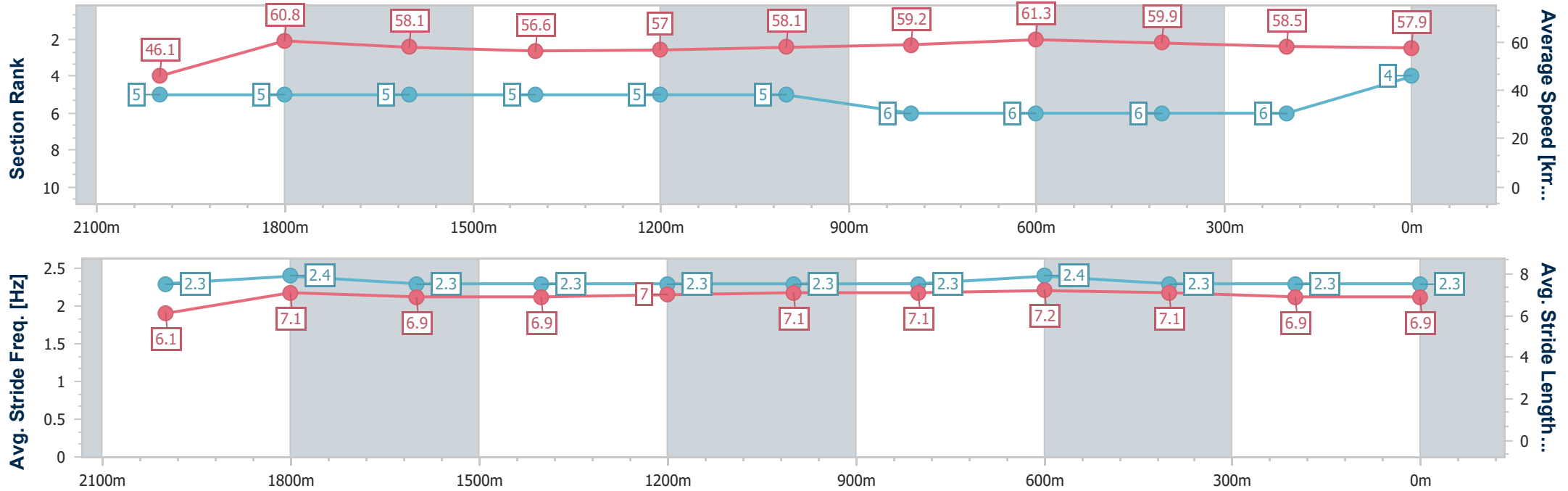
Race 2: IEEC.COM.AU BENCHMARK 62 Handicap - 2200m

29 February 2024 - 13:34



Track Rating: Soft 5, Weather: Fine, Rail Position: +9.5m Entire

Section	Overall	2000m	1800m	1600m	1400m	1200m	1000m	800m	600m	400m	200m
Section Times	2:17.79 [4] (0:15.61)	2:02.18 [5] (0:11.84)	1:50.34 [5] (0:12.10)	1:38.24 [5] (0:12.73)	1:25.51 [5] (0:12.49)	1:13.02 [5] (0:12.40)	1:00.62 [5] (0:12.19)	0:48.43 [6] (0:11.74)	0:36.69 [6] (0:11.97)	0:24.72 [6] (0:12.29)	0:12.43 [6] (0:12.43)
Average Speed [km/h]	46.1	60.8	58.1	56.6	57.0	58.1	59.2	61.3	59.9	58.5	57.9
Top Speed [km/h]	60.5	62.0	60.8	57.6	57.8	59.1	59.6	62.5	61.5	59.1	58.8
Avg. Dist. to Rail [m]	0.7	1.2	2.8	2.8	1.7	0.5	0.7	0.3	0.5	1.0	3.5
Avg. Stride Freq. [Hz]	2.3	2.4	2.3	2.3	2.3	2.3	2.3	2.4	2.3	2.3	2.3
Avg. Stride Length [m]	6.1	7.1	6.9	6.9	7.0	7.1	7.1	7.2	7.1	6.9	6.9



- [] Ranking at each section and finish
- .-.- No data available at this section
- NA No data available



Horse/Jockey Name	Aliraaj
Final Rank	5
Fastest Section Time (Section)	0:11.63 (2000m)
Top Speed [km/h] (Section)	63.4 (Overall)
Race State	Finished



Ipswich QLD Professional

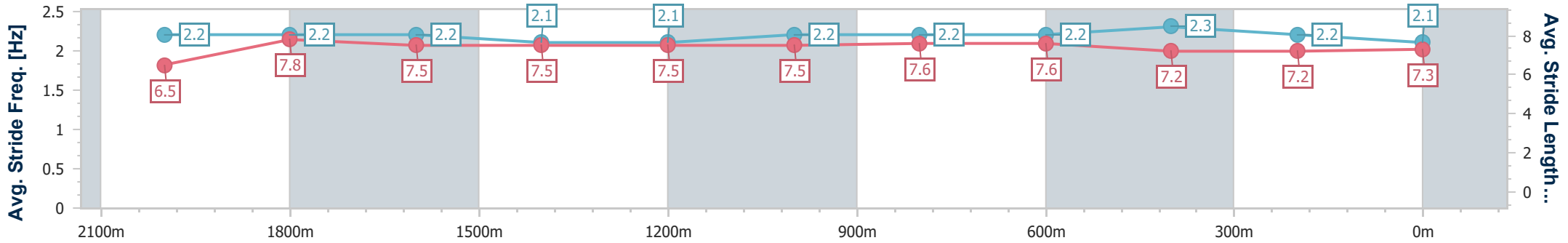
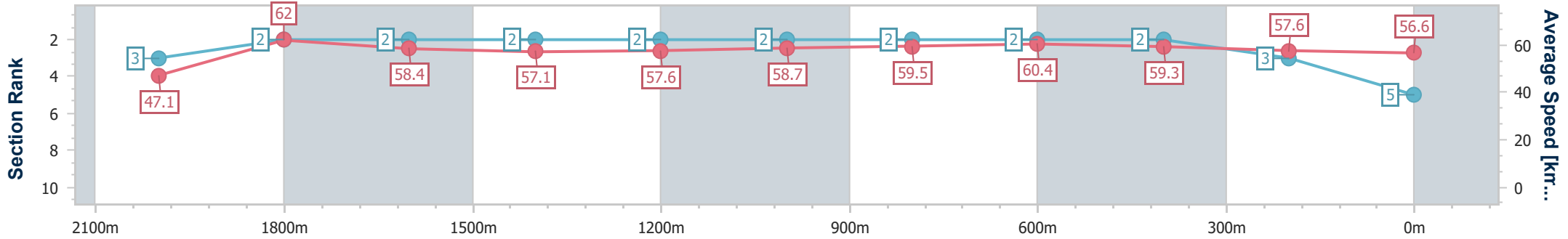
Race 2: IEEC.COM.AU BENCHMARK 62 Handicap - 2200m

29 February 2024 - 13:34



Track Rating: Soft 5, Weather: Fine, Rail Position: +9.5m Entire

Section	Overall	2000m	1800m	1600m	1400m	1200m	1000m	800m	600m	400m	200m
Section Times	2:17.93 [5] (0:15.30)	2:02.63 [3] (0:11.63)	1:51.00 [2] (0:12.19)	1:38.81 [2] (0:12.62)	1:26.19 [2] (0:12.43)	1:13.76 [2] (0:12.30)	1:01.46 [2] (0:12.17)	0:49.29 [2] (0:11.94)	0:37.35 [2] (0:12.11)	0:25.24 [2] (0:12.47)	0:12.77 [3] (0:12.77)
Average Speed [km/h]	47.1	62.0	58.4	57.1	57.6	58.7	59.5	60.4	59.3	57.6	56.6
Top Speed [km/h]	63.4	63.2	61.4	57.8	59.3	59.6	59.9	60.8	60.7	58.3	57.7
Avg. Dist. to Rail [m]	5.6	1.3	1.0	1.1	0.7	0.8	1.1	0.3	0.3	0.4	1.5
Avg. Stride Freq. [Hz]	2.2	2.2	2.2	2.1	2.1	2.2	2.2	2.2	2.3	2.2	2.1
Avg. Stride Length [m]	6.5	7.8	7.5	7.5	7.5	7.5	7.6	7.6	7.2	7.2	7.3



- [] Ranking at each section and finish
- .-.- No data available at this section
- NA No data available



Horse/Jockey Name	Harbelle
Final Rank	6
Fastest Section Time (Section)	0:11.85 (800m)
Top Speed [km/h] (Section)	61.7 (800m)
Race State	Finished



Ipswich QLD Professional

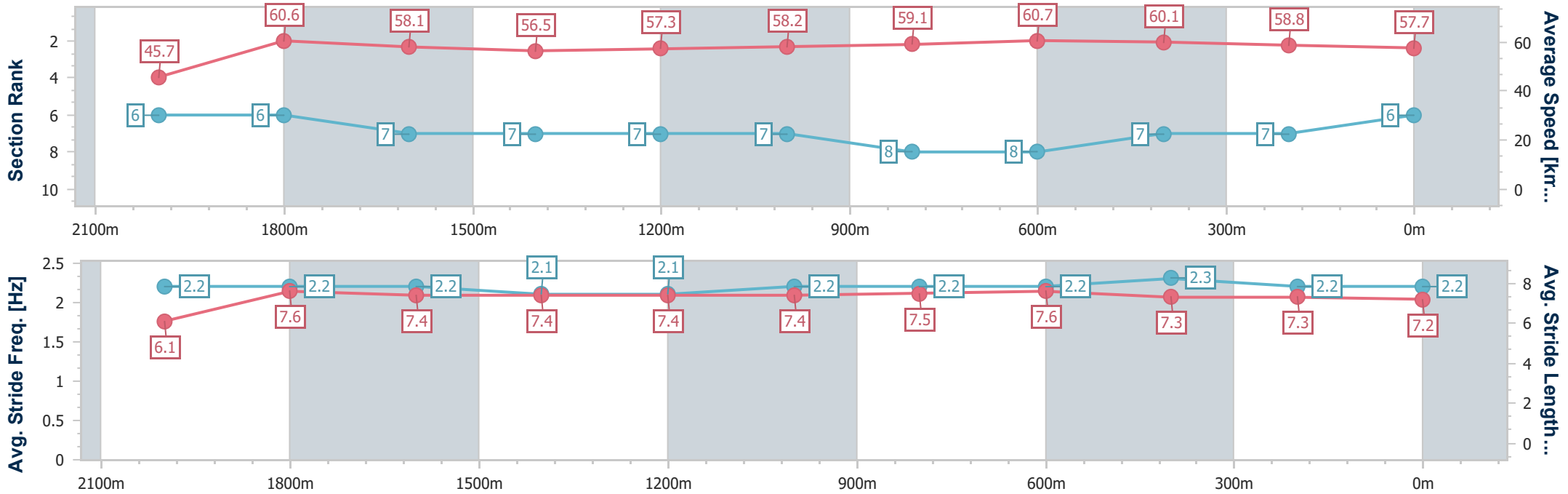
Race 2: IEEC.COM.AU BENCHMARK 62 Handicap - 2200m

29 February 2024 - 13:34



Track Rating: Soft 5, Weather: Fine, Rail Position: +9.5m Entire

Section	Overall	2000m	1800m	1600m	1400m	1200m	1000m	800m	600m	400m	200m
Section Times	2:17.98 [6] (0:15.76)	2:02.22 [6] (0:11.88)	1:50.34 [6] (0:12.24)	1:38.10 [7] (0:12.71)	1:25.39 [7] (0:12.46)	1:12.93 [7] (0:12.34)	1:00.59 [7] (0:12.19)	0:48.40 [8] (0:11.85)	0:36.55 [8] (0:11.88)	0:24.67 [7] (0:12.21)	0:12.46 [7] (0:12.46)
Average Speed [km/h]	45.7	60.6	58.1	56.5	57.3	58.2	59.1	60.7	60.1	58.8	57.7
Top Speed [km/h]	59.9	61.5	61.3	58.2	57.9	59.2	60.5	61.7	61.6	59.4	59.1
Avg. Dist. to Rail [m]	1.7	0.9	1.9	2.3	1.7	0.7	0.2	0.5	1.0	0.9	1.1
Avg. Stride Freq. [Hz]	2.2	2.2	2.2	2.1	2.1	2.2	2.2	2.2	2.3	2.2	2.2
Avg. Stride Length [m]	6.1	7.6	7.4	7.4	7.4	7.4	7.5	7.6	7.3	7.3	7.2



- [] Ranking at each section and finish
- .-.- No data available at this section
- NA No data available



Horse/Jockey Name	Amalgamation
Final Rank	7
Fastest Section Time (Section)	0:11.79 (800m)
Top Speed [km/h] (Section)	62.6 (800m)
Race State	Finished



Ipswich QLD Professional

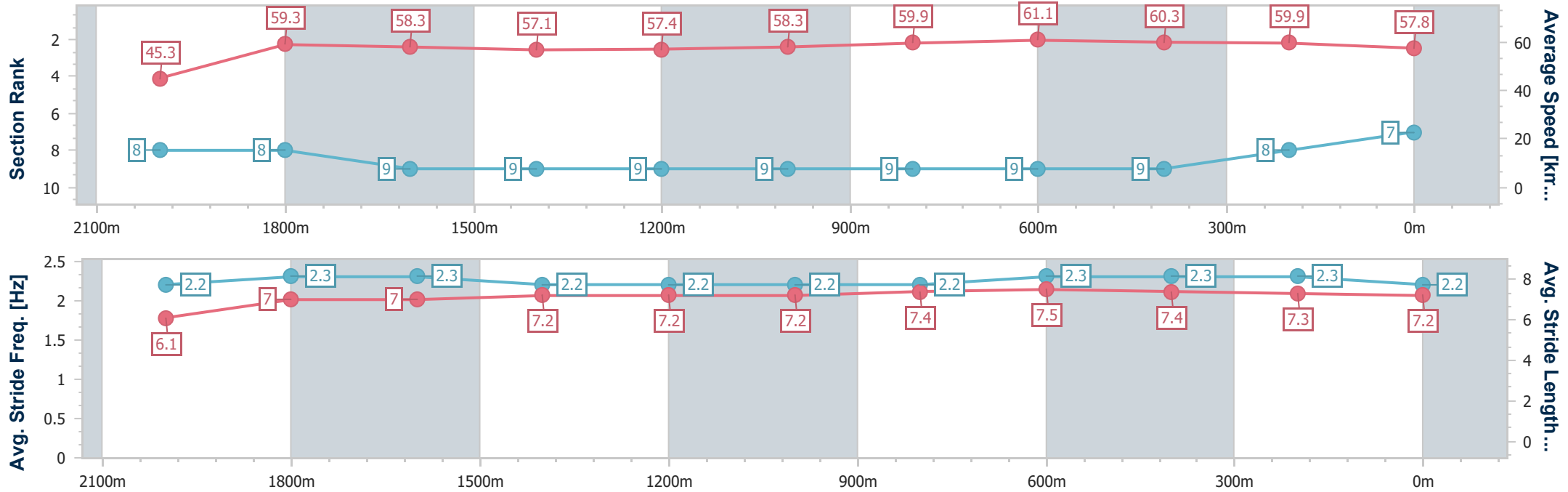
Race 2: IEEC.COM.AU BENCHMARK 62 Handicap - 2200m

29 February 2024 - 13:34



Track Rating: Soft 5, Weather: Fine, Rail Position: +9.5m Entire

Section	Overall	2000m	1800m	1600m	1400m	1200m	1000m	800m	600m	400m	200m
Section Times	2:18.05 [7] (0:15.93)	2:02.12 [8] (0:12.12)	1:50.00 [8] (0:12.24)	1:37.76 [9] (0:12.63)	1:25.13 [9] (0:12.49)	1:12.64 [9] (0:12.32)	1:00.32 [9] (0:12.01)	0:48.31 [9] (0:11.79)	0:36.52 [9] (0:11.99)	0:24.53 [9] (0:12.05)	0:12.48 [8] (0:12.48)
Average Speed [km/h]	45.3	59.3	58.3	57.1	57.4	58.3	59.9	61.1	60.3	59.9	57.8
Top Speed [km/h]	58.4	60.1	59.6	58.7	58.4	59.5	60.7	62.6	61.6	61.1	59.8
Avg. Dist. to Rail [m]	1.2	1.0	1.0	1.3	1.0	0.4	0.3	0.3	0.6	2.8	5.5
Avg. Stride Freq. [Hz]	2.2	2.3	2.3	2.2	2.2	2.2	2.2	2.3	2.3	2.3	2.2
Avg. Stride Length [m]	6.1	7.0	7.0	7.2	7.2	7.2	7.4	7.5	7.4	7.3	7.2



- [] Ranking at each section and finish
- .-.- No data available at this section
- NA No data available



Horse/Jockey Name	Googaz
Final Rank	8
Fastest Section Time (Section)	0:11.80 (800m)
Top Speed [km/h] (Section)	61.8 (2000m)
Race State	Finished



Ipswich QLD Professional

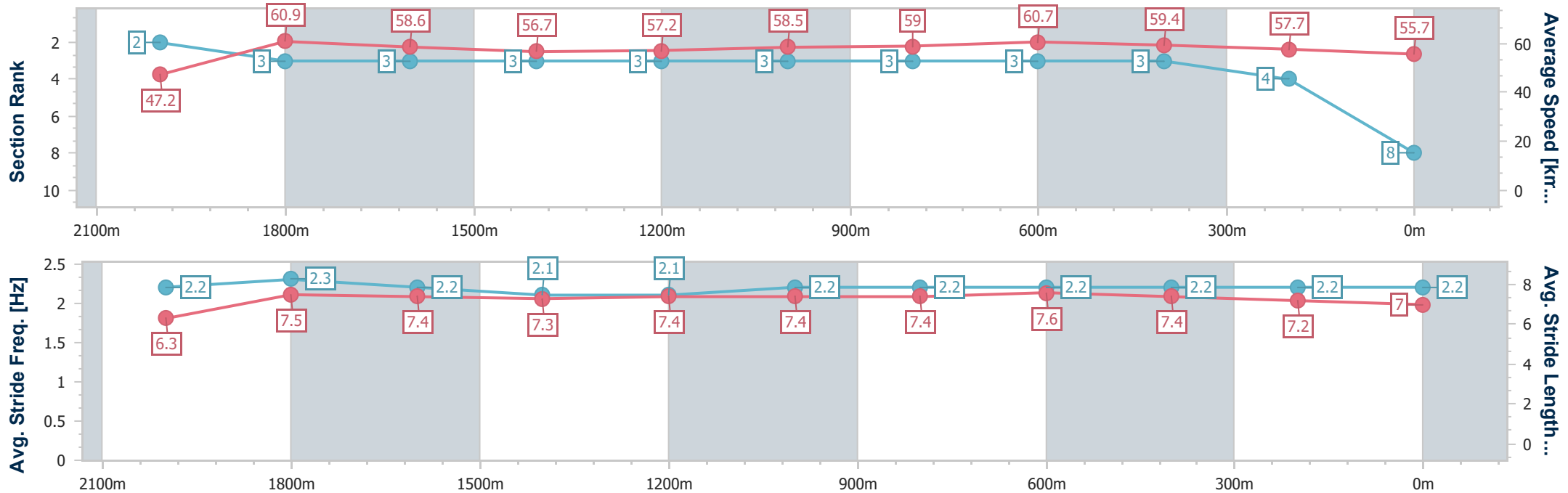
Race 2: IEEC.COM.AU BENCHMARK 62 Handicap - 2200m

29 February 2024 - 13:34

Track Rating: Soft 5, Weather: Fine, Rail Position: +9.5m Entire



Section	Overall	2000m	1800m	1600m	1400m	1200m	1000m	800m	600m	400m	200m
Section Times	2:18.16 [8] (0:15.26)	2:02.90 [2] (0:11.82)	1:51.08 [3] (0:12.15)	1:38.93 [3] (0:12.71)	1:26.22 [3] (0:12.52)	1:13.70 [3] (0:12.28)	1:01.42 [3] (0:12.18)	0:49.24 [3] (0:11.80)	0:37.44 [3] (0:12.08)	0:25.36 [3] (0:12.44)	0:12.92 [4] (0:12.92)
Average Speed [km/h]	47.2	60.9	58.6	56.7	57.2	58.5	59.0	60.7	59.4	57.7	55.7
Top Speed [km/h]	60.0	61.8	59.6	57.3	58.7	59.2	60.0	61.4	60.2	58.4	57.9
Avg. Dist. to Rail [m]	2.2	0.7	1.2	1.5	1.2	0.4	0.2	0.8	1.1	0.6	0.2
Avg. Stride Freq. [Hz]	2.2	2.3	2.2	2.1	2.1	2.2	2.2	2.2	2.2	2.2	2.2
Avg. Stride Length [m]	6.3	7.5	7.4	7.3	7.4	7.4	7.4	7.6	7.4	7.2	7.0



- [] Ranking at each section and finish
- .-.- No data available at this section
- NA No data available



Horse/Jockey Name	Always Hunting
Final Rank	9
Fastest Section Time (Section)	0:11.77 (800m)
Top Speed [km/h] (Section)	62.2 (800m)
Race State	Finished



Ipswich QLD Professional

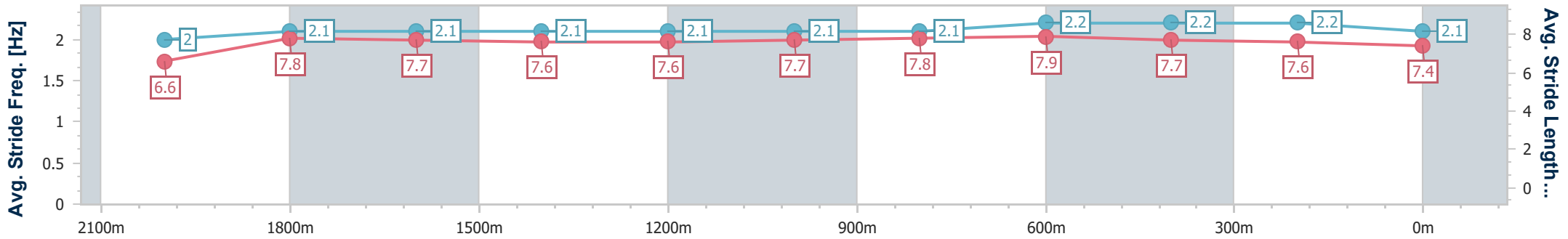
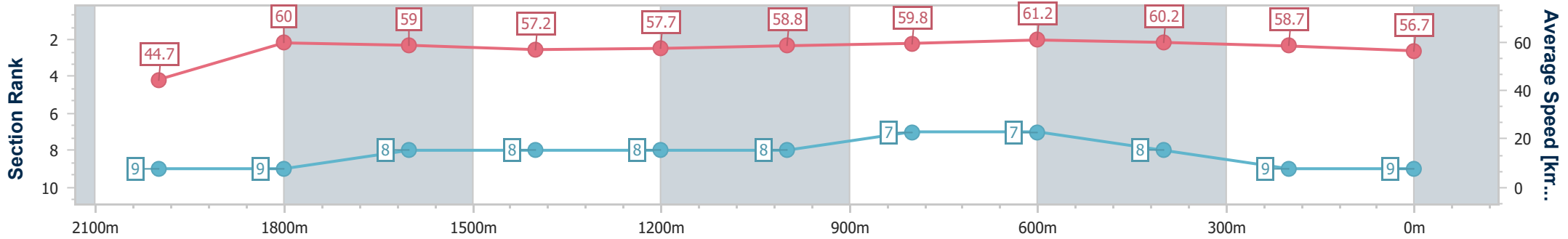
Race 2: IEEC.COM.AU BENCHMARK 62 Handicap - 2200m

29 February 2024 - 13:34



Track Rating: Soft 5, Weather: Fine, Rail Position: +9.5m Entire

Section	Overall	2000m	1800m	1600m	1400m	1200m	1000m	800m	600m	400m	200m
Section Times	2:18.35 [9] (0:16.15)	2:02.20 [9] (0:11.98)	1:50.22 [9] (0:12.13)	1:38.09 [8] (0:12.54)	1:25.55 [8] (0:12.40)	1:13.15 [8] (0:12.30)	1:00.85 [8] (0:12.07)	0:48.78 [7] (0:11.77)	0:37.01 [7] (0:12.00)	0:25.01 [8] (0:12.27)	0:12.74 [9] (0:12.74)
Average Speed [km/h]	44.7	60.0	59.0	57.2	57.7	58.8	59.8	61.2	60.2	58.7	56.7
Top Speed [km/h]	58.9	61.2	61.2	59.1	58.5	59.8	61.3	62.2	61.4	59.7	58.7
Avg. Dist. to Rail [m]	2.5	0.3	1.1	1.9	1.2	0.6	1.2	0.6	0.6	1.9	3.1
Avg. Stride Freq. [Hz]	2.0	2.1	2.1	2.1	2.1	2.1	2.1	2.2	2.2	2.2	2.1
Avg. Stride Length [m]	6.6	7.8	7.7	7.6	7.6	7.7	7.8	7.9	7.7	7.6	7.4



- [] Ranking at each section and finish
- .-.- No data available at this section
- NA No data available

Ipswich QLD Professional

Race 3: TAB BENCHMARK 75 Handicap - 1700m

29 February 2024 - 14:12

Track Rating: Soft 5, Weather: Fine, Rail Position: +9.5m Entire

Section		Overall	1600m	1400m	1200m	1000m	800m	600m	Last 600m				
Field Times		1:44.26 (0:09.17)	1:35.09 (0:11.25)	1:23.84 (0:11.21)	1:12.63 (0:11.47)	1:01.16 (0:12.25)	0:48.91 (0:12.57)	0:36.34 (0:12.08)	0:36.34				
Rank	TAB Horse/Jockey	Barrier	Top Speed [km/h]	Fastest Section									Distance Travelled [m]
1	6 COSMIC GOSSIP Andrew Mallyon	6	65.0 1600m	0:09.39 Overall	1:44.26 [1] (0:09.39)	1:34.87 [5] (0:11.36)	1:23.51 [5] (0:11.20)	1:12.31 [5] (0:11.72)	1:00.59 [5] (0:12.26)	0:48.33 [5] (0:12.40)	0:35.93 [5] (0:11.95)	0:35.93	
2	7 WOWIT'S WILLYWONKA Damien Thornton	7	65.5 1400m	0:09.31 Overall	1:44.44 [2] (0:09.31)	1:35.13 [3] (0:11.25)	1:23.88 [3] (0:11.11)	1:12.77 [2] (0:11.57)	1:01.20 [2] (0:12.30)	0:48.90 [2] (0:12.54)	0:36.36 [2] (0:12.01)	0:36.36	-1
3	2 OZARCH Nozi Tomizawa	2	65.0 1600m	0:09.31 Overall	1:44.61 [3] (0:09.31)	1:35.30 [2] (0:11.33)	1:23.97 [4] (0:11.38)	1:12.59 [6] (0:11.86)	1:00.73 [6] (0:12.19)	0:48.54 [6] (0:12.49)	0:36.05 [6] (0:11.90)	0:36.05	+3
4	1 OLYMPIC CLASS Jasper Franklin	1	66.7 1600m	0:09.17 Overall	1:44.61 [4] (0:09.17)	1:35.44 [1] (0:11.25)	1:24.19 [1] (0:11.29)	1:12.90 [3] (0:11.77)	1:01.13 [3] (0:12.29)	0:48.84 [4] (0:12.41)	0:36.43 [3] (0:11.82)	0:36.43	+1
5	5 ORIGINAL GLAZE Georgina Cartwright	5	65.5 1600m	0:09.35 Overall	1:45.36 [5] (0:09.35)	1:36.01 [4] (0:11.19)	1:24.82 [2] (0:11.09)	1:13.73 [1] (0:11.47)	1:02.26 [1] (0:12.25)	0:50.01 [1] (0:12.57)	0:37.44 [1] (0:12.15)	0:37.44	-8
6	4 SKIDDAW Jason Taylor	4	65.0 1600m	0:09.53 Overall	1:48.22 [6] (0:09.53)	1:38.69 [6] (0:11.28)	1:27.41 [6] (0:11.13)	1:16.28 [4] (0:11.71)	1:04.57 [4] (0:12.10)	0:52.47 [3] (0:12.56)	0:39.91 [4] (0:12.85)	0:39.91	-6

Scratched: Harbelle (#3), A Deel Of Humour (#8)

Track Rating: Soft 5, Weather: Fine, Rail Position: +9.5m Entire

Section				400m	200m			Last 600m		
Field Times				0:24.26 (0:11.95)	0:12.31 (0:12.31)			0:36.34		
Rank	TAB	Horse/Jockey	Barrier	Top Speed [km/h]	Fastest Section	Margin			Distance Travelled [m]	
1	6	COSMIC GOSSIP Andrew Mallyon	6	65.0 1600m	0:09.39 Overall	0:23.98 [4] (0:11.76)	0:12.22 [3] (0:12.22)	1:44.26	0:35.93	
2	7	WOWIT'S WILLYWONKA Damien Thornton	7	65.5 1400m	0:09.31 Overall	0:24.35 [3] (0:11.86)	0:12.49 [1] (0:12.49)	1.08L	0:36.36	-1
3	2	OZARCH Nozi Tomizawa	2	65.0 1600m	0:09.31 Overall	0:24.15 [5] (0:11.89)	0:12.26 [5] (0:12.26)	2.04L	0:36.05	+3
4	1	OLYMPIC CLASS Jasper Franklin	1	66.7 1600m	0:09.17 Overall	0:24.61 [1] (0:11.97)	0:12.64 [2] (0:12.64)	2.06L	0:36.43	+1
5	5	ORIGINAL GLAZE Georgina Cartwright	5	65.5 1600m	0:09.35 Overall	0:25.29 [2] (0:12.15)	0:13.14 [4] (0:13.14)	6.47L	0:37.44	-8
6	4	SKIDDAW Jason Taylor	4	65.0 1600m	0:09.53 Overall	0:27.06 [6] (0:13.37)	0:13.69 [6] (0:13.69)	23.27L	0:39.91	-6

Scratched: Harbelle (#3), A Deel Of Humour (#8)



Horse/Jockey Name	Cosmic Gossip
Final Rank	1
Fastest Section Time (Section)	0:09.39 (Overall)
Top Speed [km/h] (Section)	65.0 (1600m)
Race State	Finished



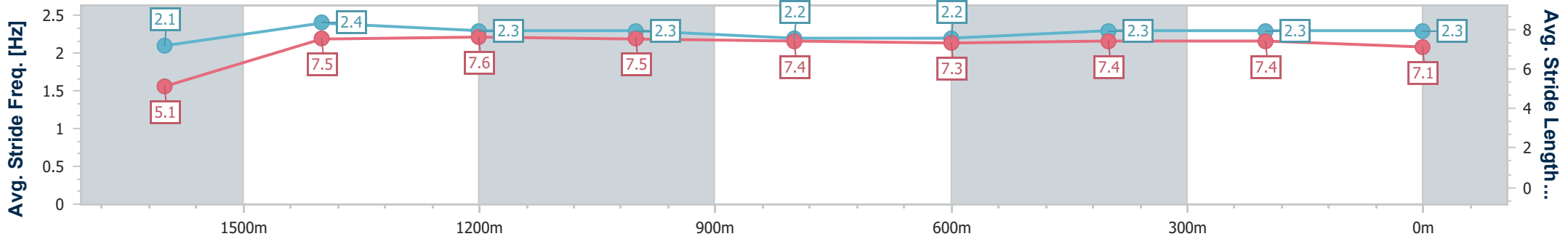
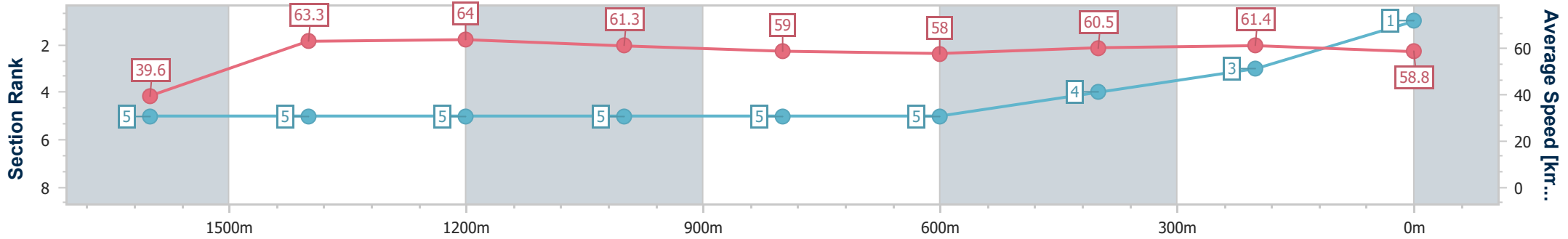
Ipswich QLD Professional
Race 3: TAB BENCHMARK 75 Handicap - 1700m



29 February 2024 - 14:12

Track Rating: Soft 5, Weather: Fine, Rail Position: +9.5m Entire

Section	Overall	1600m	1400m	1200m	1000m	800m	600m	400m	200m
Section Times	1:44.26 [1] (0:09.39)	1:34.87 [5] (0:11.36)	1:23.51 [5] (0:11.20)	1:12.31 [5] (0:11.72)	1:00.59 [5] (0:12.26)	0:48.33 [5] (0:12.40)	0:35.93 [5] (0:11.95)	0:23.98 [4] (0:11.76)	0:12.22 [3] (0:12.22)
Average Speed [km/h]	39.6	63.3	64.0	61.3	59.0	58.0	60.5	61.4	58.8
Top Speed [km/h]	58.7	65.0	64.7	63.1	59.5	59.9	61.5	62.2	61.0
Avg. Dist. to Rail [m]	19.8	0.9	0.8	0.5	0.8	0.4	0.2	1.6	2.2
Avg. Stride Freq. [Hz]	2.1	2.4	2.3	2.3	2.2	2.2	2.3	2.3	2.3
Avg. Stride Length [m]	5.1	7.5	7.6	7.5	7.4	7.3	7.4	7.4	7.1



- [] Ranking at each section and finish
- .-.- No data available at this section
- NA No data available



Horse/Jockey Name	Wowit's Willywonka
Final Rank	2
Fastest Section Time (Section)	0:09.31 (Overall)
Top Speed [km/h] (Section)	65.5 (1400m)
Race State	Finished



Ipswich QLD Professional

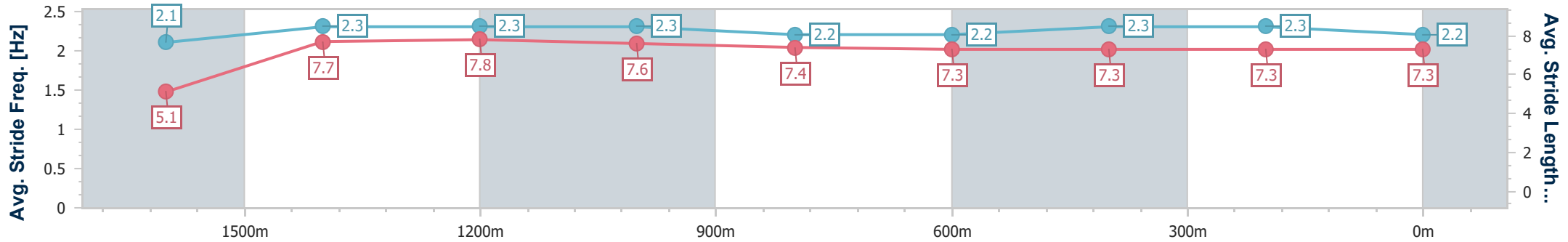
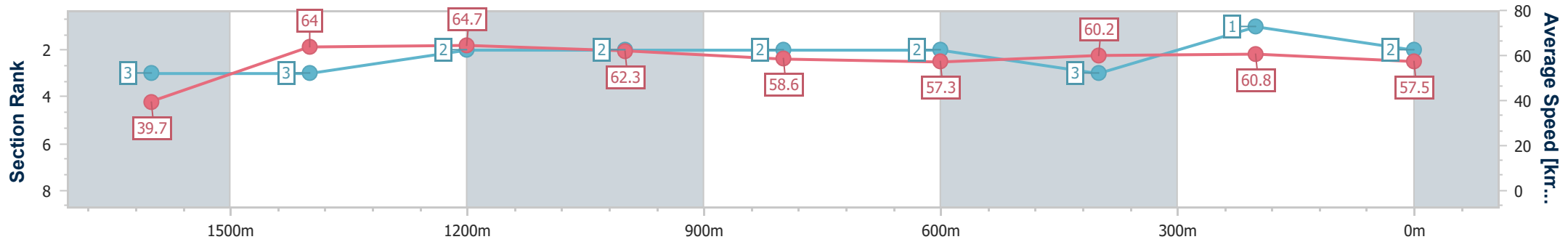
Race 3: TAB BENCHMARK 75 Handicap - 1700m

29 February 2024 - 14:12



Track Rating: Soft 5, Weather: Fine, Rail Position: +9.5m Entire

Section	Overall	1600m	1400m	1200m	1000m	800m	600m	400m	200m
Section Times	1:44.44 [2] (0:09.31)	1:35.13 [3] (0:11.25)	1:23.88 [3] (0:11.11)	1:12.77 [2] (0:11.57)	1:01.20 [2] (0:12.30)	0:48.90 [2] (0:12.54)	0:36.36 [2] (0:12.01)	0:24.35 [3] (0:11.86)	0:12.49 [1] (0:12.49)
Average Speed [km/h]	39.7	64.0	64.7	62.3	58.6	57.3	60.2	60.8	57.5
Top Speed [km/h]	60.6	65.4	65.5	64.6	59.9	58.3	61.2	63.2	60.8
Avg. Dist. to Rail [m]	19.9	0.8	0.5	0.4	0.7	0.4	0.3	0.6	0.2
Avg. Stride Freq. [Hz]	2.1	2.3	2.3	2.3	2.2	2.2	2.3	2.3	2.2
Avg. Stride Length [m]	5.1	7.7	7.8	7.6	7.4	7.3	7.3	7.3	7.3



- [] Ranking at each section and finish
- .-.- No data available at this section
- NA No data available



Horse/Jockey Name	Ozarch
Final Rank	3
Fastest Section Time (Section)	0:09.31 (Overall)
Top Speed [km/h] (Section)	65.0 (1600m)
Race State	Finished



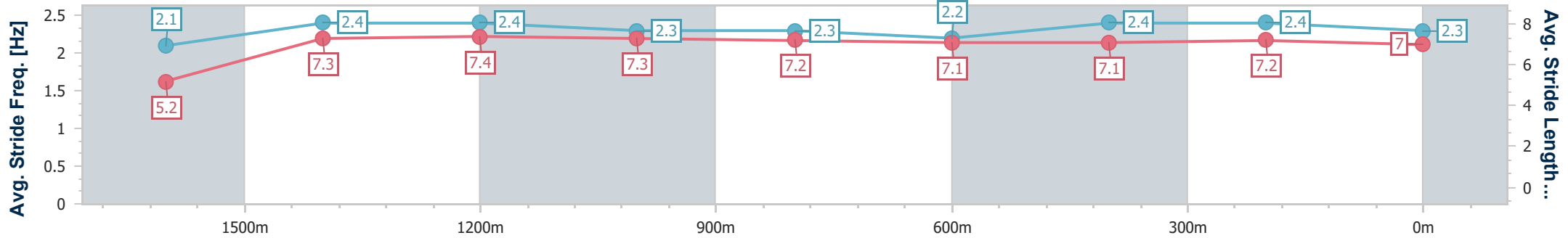
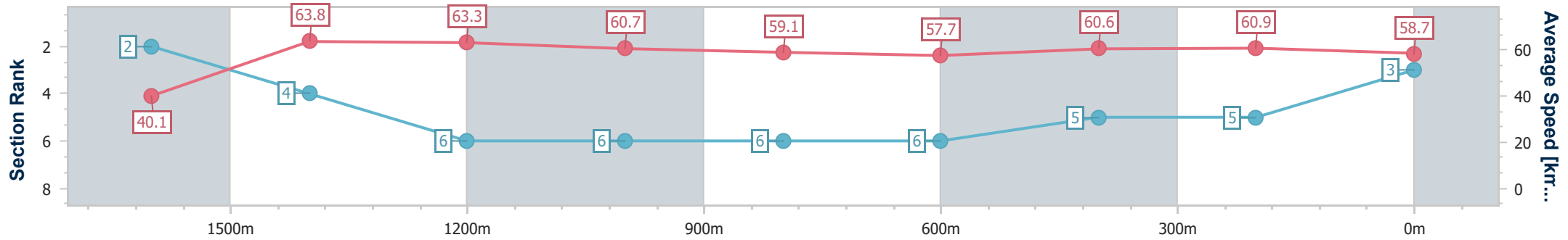
Ipswich QLD Professional
Race 3: TAB BENCHMARK 75 Handicap - 1700m



29 February 2024 - 14:12

Track Rating: Soft 5, Weather: Fine, Rail Position: +9.5m Entire

Section	Overall	1600m	1400m	1200m	1000m	800m	600m	400m	200m
Section Times	1:44.61 [3] (0:09.31)	1:35.30 [2] (0:11.33)	1:23.97 [4] (0:11.38)	1:12.59 [6] (0:11.86)	1:00.73 [6] (0:12.19)	0:48.54 [6] (0:12.49)	0:36.05 [6] (0:11.90)	0:24.15 [5] (0:11.89)	0:12.26 [5] (0:12.26)
Average Speed [km/h]	40.1	63.8	63.3	60.7	59.1	57.7	60.6	60.9	58.7
Top Speed [km/h]	60.7	65.0	64.0	61.8	60.7	58.8	61.7	61.6	60.8
Avg. Dist. to Rail [m]	21.2	1.7	0.6	0.5	0.2	0.5	0.8	1.9	3.1
Avg. Stride Freq. [Hz]	2.1	2.4	2.4	2.3	2.3	2.2	2.4	2.4	2.3
Avg. Stride Length [m]	5.2	7.3	7.4	7.3	7.2	7.1	7.1	7.2	7.0



- [] Ranking at each section and finish
- .-.- No data available at this section
- NA No data available



Horse/Jockey Name	Olympic Class
Final Rank	4
Fastest Section Time (Section)	0:09.17 (Overall)
Top Speed [km/h] (Section)	66.7 (1600m)
Race State	Finished



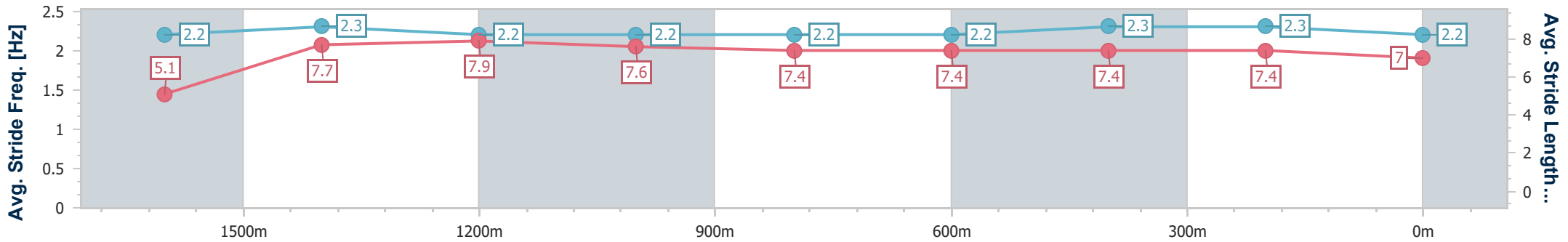
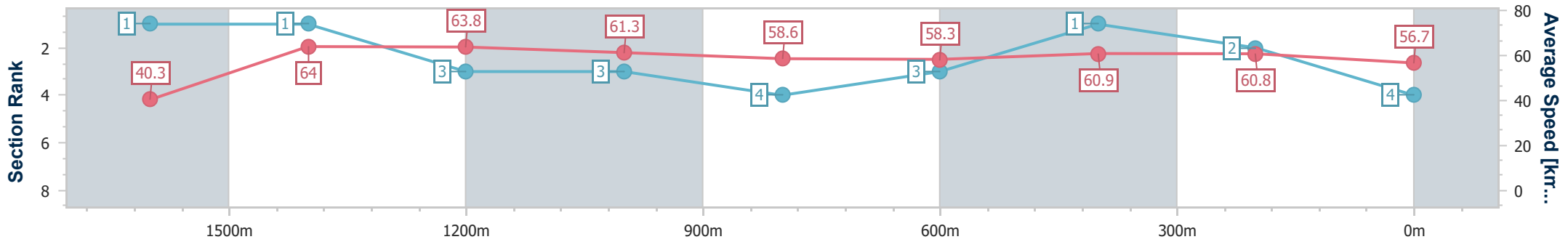
Ipswich QLD Professional
Race 3: TAB BENCHMARK 75 Handicap - 1700m



29 February 2024 - 14:12

Track Rating: Soft 5, Weather: Fine, Rail Position: +9.5m Entire

Section	Overall	1600m	1400m	1200m	1000m	800m	600m	400m	200m
Section Times	1:44.61 [4] (0:09.17)	1:35.44 [1] (0:11.25)	1:24.19 [1] (0:11.29)	1:12.90 [3] (0:11.77)	1:01.13 [3] (0:12.29)	0:48.84 [4] (0:12.41)	0:36.43 [3] (0:11.82)	0:24.61 [1] (0:11.97)	0:12.64 [2] (0:12.64)
Average Speed [km/h]	40.3	64.0	63.8	61.3	58.6	58.3	60.9	60.8	56.7
Top Speed [km/h]	60.7	66.7	64.4	62.8	59.9	59.7	62.1	62.0	60.5
Avg. Dist. to Rail [m]	18.0	0.3	0.1	0.4	0.9	0.8	0.7	1.9	1.2
Avg. Stride Freq. [Hz]	2.2	2.3	2.2	2.2	2.2	2.2	2.3	2.3	2.2
Avg. Stride Length [m]	5.1	7.7	7.9	7.6	7.4	7.4	7.4	7.4	7.0



- [] Ranking at each section and finish
- .-.- No data available at this section
- NA No data available



Horse/Jockey Name	Original Glaze
Final Rank	5
Fastest Section Time (Section)	0:09.35 (Overall)
Top Speed [km/h] (Section)	65.5 (1600m)
Race State	Finished



Ipswich QLD Professional

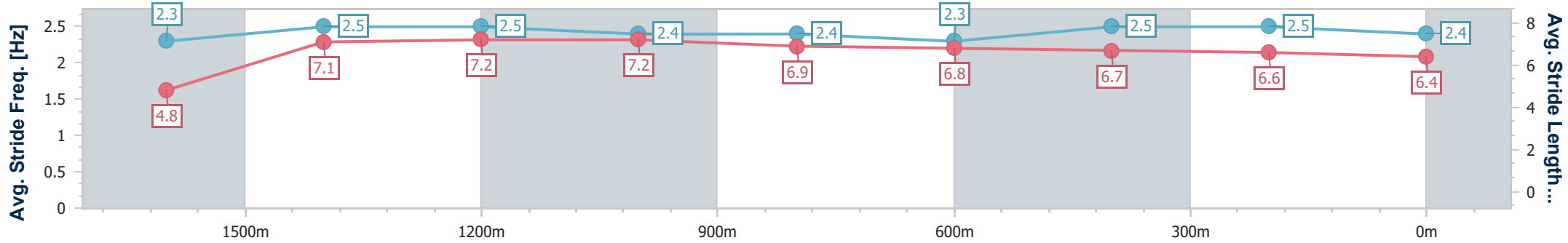
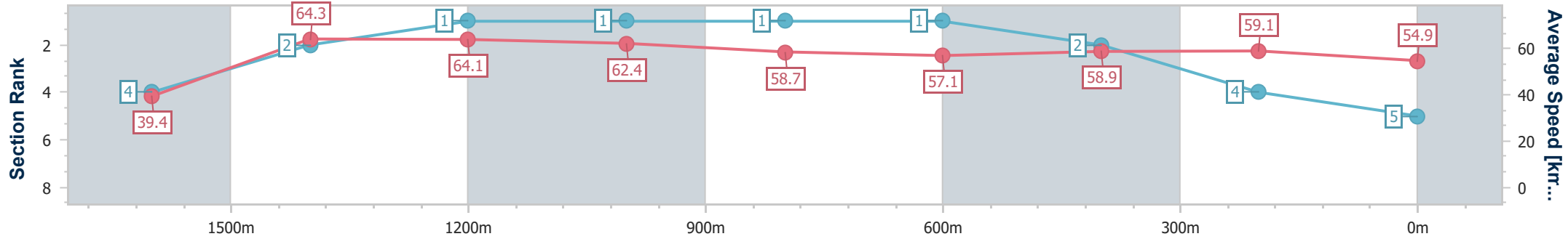
Race 3: TAB BENCHMARK 75 Handicap - 1700m

29 February 2024 - 14:12



Track Rating: Soft 5, Weather: Fine, Rail Position: +9.5m Entire

Section	Overall	1600m	1400m	1200m	1000m	800m	600m	400m	200m
Section Times	1:45.36 [5] (0:09.35)	1:36.01 [4] (0:11.19)	1:24.82 [2] (0:11.09)	1:13.73 [1] (0:11.47)	1:02.26 [1] (0:12.25)	0:50.01 [1] (0:12.57)	0:37.44 [1] (0:12.15)	0:25.29 [2] (0:12.15)	0:13.14 [4] (0:13.14)
Average Speed [km/h]	39.4	64.3	64.1	62.4	58.7	57.1	58.9	59.1	54.9
Top Speed [km/h]	62.6	65.5	65.0	64.2	59.7	57.6	60.1	60.1	57.5
Avg. Dist. to Rail [m]	17.8	1.0	2.3	1.7	0.5	0.4	1.0	0.9	1.1
Avg. Stride Freq. [Hz]	2.3	2.5	2.5	2.4	2.4	2.3	2.5	2.5	2.4
Avg. Stride Length [m]	4.8	7.1	7.2	7.2	6.9	6.8	6.7	6.6	6.4



- [] Ranking at each section and finish
- .-.- No data available at this section
- NA No data available



Horse/Jockey Name	Skiddaw
Final Rank	6
Fastest Section Time (Section)	0:09.53 (Overall)
Top Speed [km/h] (Section)	65.0 (1600m)
Race State	Finished



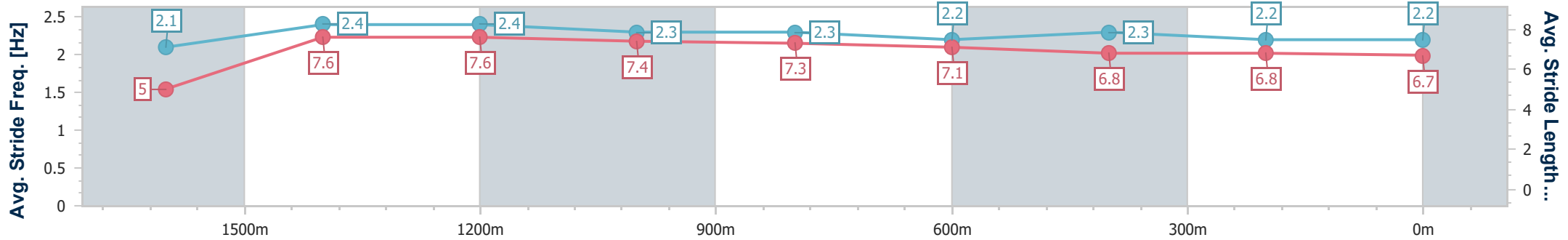
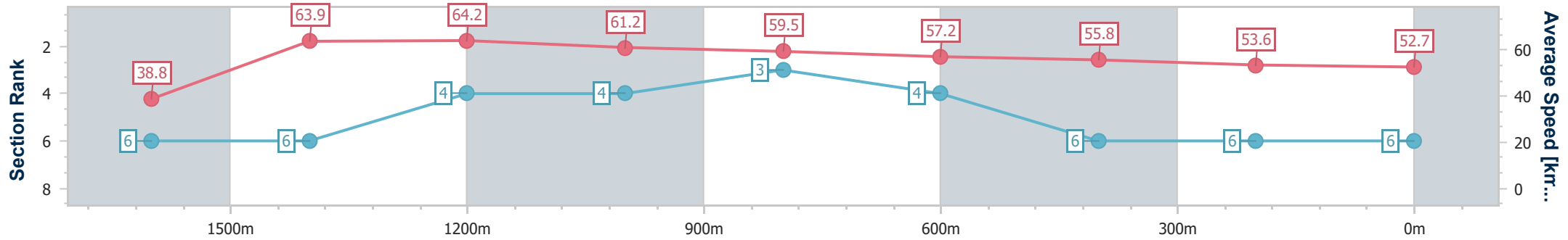
Ipswich QLD Professional
Race 3: TAB BENCHMARK 75 Handicap - 1700m



29 February 2024 - 14:12

Track Rating: Soft 5, Weather: Fine, Rail Position: +9.5m Entire

Section	Overall	1600m	1400m	1200m	1000m	800m	600m	400m	200m
Section Times	1:48.22 [6] (0:09.53)	1:38.69 [6] (0:11.28)	1:27.41 [6] (0:11.13)	1:16.28 [4] (0:11.71)	1:04.57 [4] (0:12.10)	0:52.47 [3] (0:12.56)	0:39.91 [4] (0:12.85)	0:27.06 [6] (0:13.37)	0:13.69 [6] (0:13.69)
Average Speed [km/h]	38.8	63.9	64.2	61.2	59.5	57.2	55.8	53.6	52.7
Top Speed [km/h]	60.4	65.0	64.5	63.0	60.5	58.1	57.1	54.1	53.2
Avg. Dist. to Rail [m]	20.7	1.3	2.0	1.1	0.3	0.6	1.0	0.6	0.4
Avg. Stride Freq. [Hz]	2.1	2.4	2.4	2.3	2.3	2.2	2.3	2.2	2.2
Avg. Stride Length [m]	5.0	7.6	7.6	7.4	7.3	7.1	6.8	6.8	6.7



- [] Ranking at each section and finish
- .-.- No data available at this section
- NA No data available



Ipswich QLD Professional

Race 4: GREAT NORTHERN OPEN Handicap - 1350m

29 February 2024 - 14:47



Track Rating: Soft 5, Weather: Fine, Rail Position: +9.5m Entire

Section		Overall	1200m	1000m	800m	600m	400m	Last 600m					
Field Times		1:20.46 (0:11.34)	1:09.12 (0:10.97)	0:58.15 (0:11.36)	0:46.79 (0:11.72)	0:35.07 (0:11.39)	0:23.68 (0:11.58)	0:35.07					
Rank	TAB	Horse/Jockey	Barrier	Top Speed [km/h]	Fastest Section							Distance Travelled [m]	
1	4	DON'T STOP Mark Du Plessis	4	66.9 1200m	0:11.00 1200m	1:20.46 [1] (0:11.36)	1:09.10 [2] (0:11.00)	0:58.10 [2] (0:11.39)	0:46.71 [2] (0:11.72)	0:34.99 [2] (0:11.48)	0:23.51 [2] (0:11.54)	0:34.99	
2	5	REJOICED Emily Lang	5	67.5 1200m	0:10.97 1200m	1:20.67 [2] (0:11.34)	1:09.33 [1] (0:10.97)	0:58.36 [1] (0:11.36)	0:47.00 [1] (0:11.72)	0:35.28 [1] (0:11.39)	0:23.89 [1] (0:11.58)	0:35.28	-4
3	7	DOCTOR TEEKAY Angela Jones	7	65.8 1000m	0:11.08 1200m	1:20.86 [3] (0:11.80)	1:09.06 [5] (0:11.08)	0:57.98 [5] (0:11.37)	0:46.61 [5] (0:11.72)	0:34.89 [6] (0:11.62)	0:23.27 [6] (0:11.57)	0:34.89	+3
4	3	HOT SPRING GOLD Jake Bayliss	3	65.7 1200m	0:11.04 1200m	1:20.94 [4] (0:11.63)	1:09.31 [4] (0:11.04)	0:58.27 [4] (0:11.31)	0:46.96 [3] (0:11.66)	0:35.30 [3] (0:11.51)	0:23.79 [3] (0:11.69)	0:35.30	-4
5	6	BAANONE Kyle Wilson-Taylor	6	66.5 1200m	0:10.97 1200m	1:21.20 [5] (0:12.05)	1:09.15 [6] (0:10.97)	0:58.18 [6] (0:11.26)	0:46.92 [6] (0:11.60)	0:35.32 [5] (0:11.32)	0:24.00 [4] (0:11.70)	0:35.32	-1
6	2	BONNY EZRA Robbie Dolan	2	66.5 1000m	0:11.00 1200m	1:21.41 [6] (0:12.54)	1:08.87 [7] (0:11.00)	0:57.87 [7] (0:11.12)	0:46.75 [7] (0:11.62)	0:35.13 [7] (0:11.47)	0:23.66 [7] (0:11.64)	0:35.13	-3
7	1	STAMPE Justin Huxtable	1	66.6 1200m	0:11.11 1200m	1:21.55 [7] (0:11.47)	1:10.08 [3] (0:11.11)	0:58.97 [3] (0:11.41)	0:47.56 [4] (0:11.72)	0:35.84 [4] (0:11.62)	0:24.22 [5] (0:11.87)	0:35.84	-1

[] Ranking at each section and finish
 -:-:- No data available at this section
 NA No data available

SCN Saddle cloth number
 DNF Did not finish
 DNT Did not track



Ipswich QLD Professional
 Race 4: GREAT NORTHERN OPEN Handicap - 1350m
 29 February 2024 - 14:47



Track Rating: Soft 5, Weather: Fine, Rail Position: +9.5m Entire

Section							200m			Last 600m
Field Times							0:12.10			0:35.07
						(0:12.10)				
Rank	TAB	Horse/Jockey	Barrier	Top Speed [km/h]	Fastest Section	Margin				Distance Travelled [m]
1	4	DON'T STOP Mark Du Plessis	4	66.9 1200m	0:11.00 1200m	0:11.97 [2] (0:11.97)	1:20.46		0:34.99	
2	5	REJOICED Emily Lang	5	67.5 1200m	0:10.97 1200m	0:12.31 [1] (0:12.31)	1.23L		0:35.28	-4
3	7	DOCTOR TEEKAY Angela Jones	7	65.8 1000m	0:11.08 1200m	0:11.70 [5] (0:11.70)	2.39L		0:34.89	+3
4	3	HOT SPRING GOLD Jake Bayliss	3	65.7 1200m	0:11.04 1200m	0:12.10 [3] (0:12.10)	2.84L		0:35.30	-4
5	6	BAANONE Kyle Wilson-Taylor	6	66.5 1200m	0:10.97 1200m	0:12.30 [4] (0:12.30)	4.39L		0:35.32	-1
6	2	BONNY EZRA Robbie Dolan	2	66.5 1000m	0:11.00 1200m	0:12.02 [7] (0:12.02)	5.59L		0:35.13	-3
7	1	STAMPE Justin Huxtable	1	66.6 1200m	0:11.11 1200m	0:12.35 [6] (0:12.35)	6.42L		0:35.84	-1

[] Ranking at each section and finish
 -:-:- No data available at this section
 NA No data available

SCN Saddle cloth number
 DNF Did not finish
 DNT Did not track



Horse/Jockey Name	Don't Stop
Final Rank	1
Fastest Section Time (Section)	0:11.00 (1200m)
Top Speed [km/h] (Section)	66.9 (1200m)
Race State	Finished



Ipswich QLD Professional

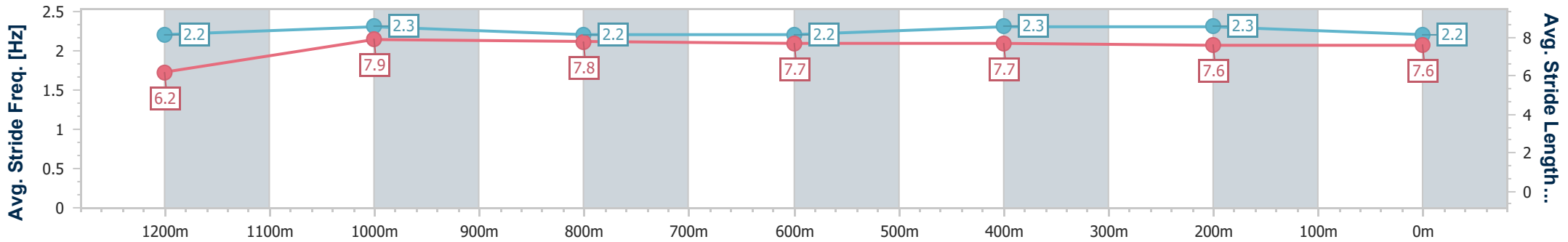
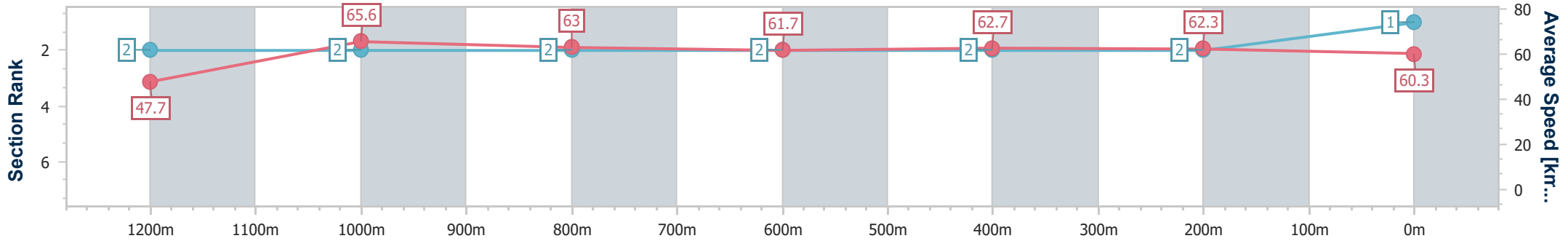
Race 4: GREAT NORTHERN OPEN Handicap - 1350m

29 February 2024 - 14:47



Track Rating: Soft 5, Weather: Fine, Rail Position: +9.5m Entire

Section	Overall	1200m	1000m	800m	600m	400m	200m
Section Times	1:20.46 [1] (0:11.36)	1:09.10 [2] (0:11.00)	0:58.10 [2] (0:11.39)	0:46.71 [2] (0:11.72)	0:34.99 [2] (0:11.48)	0:23.51 [2] (0:11.54)	0:11.97 [2] (0:11.97)
Average Speed [km/h]	47.7	65.6	63.0	61.7	62.7	62.3	60.3
Top Speed [km/h]	63.9	66.9	64.9	62.9	63.4	62.7	62.2
Avg. Dist. to Rail [m]	1.2	1.4	0.5	0.2	0.3	0.3	0.2
Avg. Stride Freq. [Hz]	2.2	2.3	2.2	2.2	2.3	2.3	2.2
Avg. Stride Length [m]	6.2	7.9	7.8	7.7	7.7	7.6	7.6



- [] Ranking at each section and finish
- .-.- No data available at this section
- NA No data available



Horse/Jockey Name	Rejoiced
Final Rank	2
Fastest Section Time (Section)	0:10.97 (1200m)
Top Speed [km/h] (Section)	67.5 (1200m)
Race State	Finished



Ipswich QLD Professional

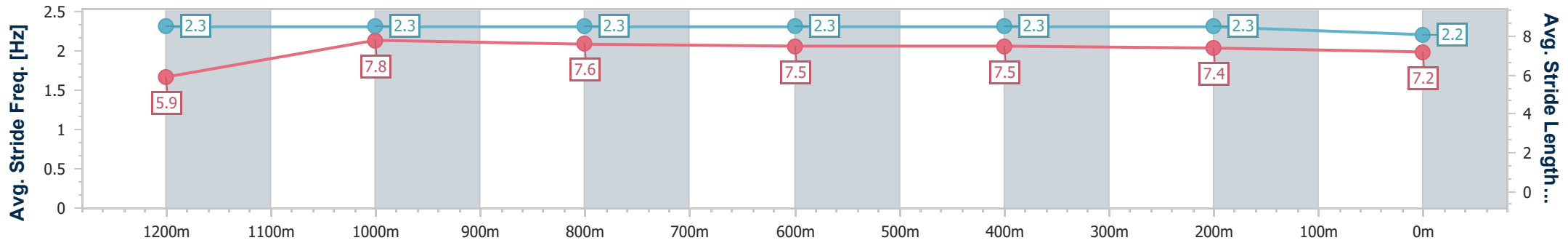
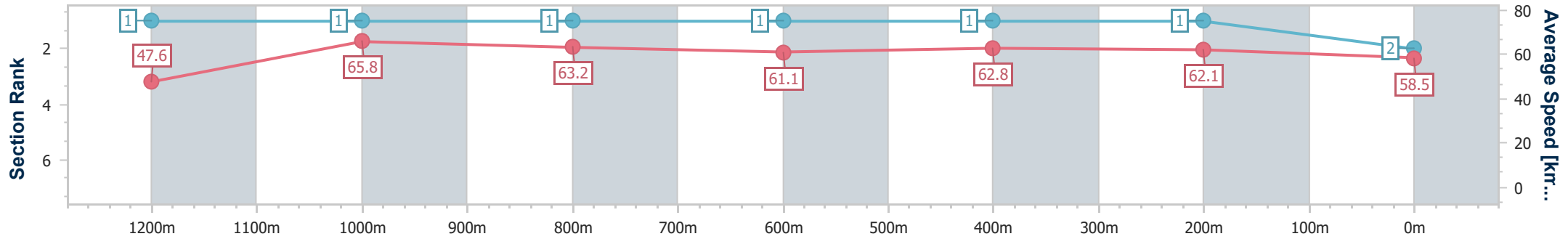
Race 4: GREAT NORTHERN OPEN Handicap - 1350m

29 February 2024 - 14:47



Track Rating: Soft 5, Weather: Fine, Rail Position: +9.5m Entire

Section	Overall	1200m	1000m	800m	600m	400m	200m
Section Times	1:20.67 [2] (0:11.34)	1:09.33 [1] (0:10.97)	0:58.36 [1] (0:11.36)	0:47.00 [1] (0:11.72)	0:35.28 [1] (0:11.39)	0:23.89 [1] (0:11.58)	0:12.31 [1] (0:12.31)
Average Speed [km/h]	47.6	65.8	63.2	61.1	62.8	62.1	58.5
Top Speed [km/h]	63.4	67.5	65.4	62.1	63.6	63.6	60.4
Avg. Dist. to Rail [m]	1.1	0.5	0.5	1.2	1.5	1.0	1.3
Avg. Stride Freq. [Hz]	2.3	2.3	2.3	2.3	2.3	2.3	2.2
Avg. Stride Length [m]	5.9	7.8	7.6	7.5	7.5	7.4	7.2



- [] Ranking at each section and finish
- .-.- No data available at this section
- NA No data available



Horse/Jockey Name	Doctor Teekay
Final Rank	3
Fastest Section Time (Section)	0:11.08 (1200m)
Top Speed [km/h] (Section)	65.8 (1000m)
Race State	Finished



Ipswich QLD Professional

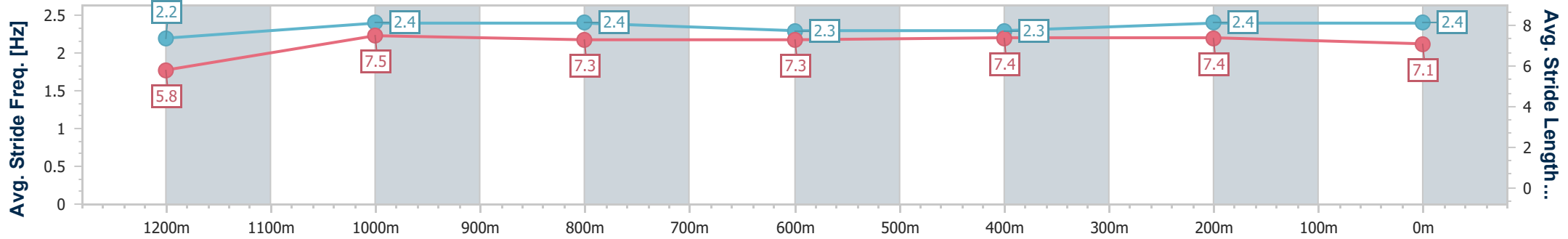
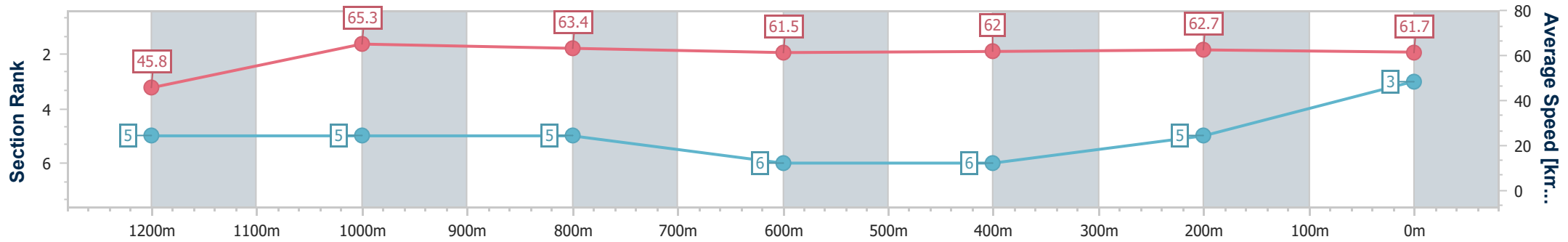
Race 4: GREAT NORTHERN OPEN Handicap - 1350m

29 February 2024 - 14:47



Track Rating: Soft 5, Weather: Fine, Rail Position: +9.5m Entire

Section	Overall	1200m	1000m	800m	600m	400m	200m
Section Times	1:20.86 [3] (0:11.80)	1:09.06 [5] (0:11.08)	0:57.98 [5] (0:11.37)	0:46.61 [5] (0:11.72)	0:34.89 [6] (0:11.62)	0:23.27 [6] (0:11.57)	0:11.70 [5] (0:11.70)
Average Speed [km/h]	45.8	65.3	63.4	61.5	62.0	62.7	61.7
Top Speed [km/h]	64.3	65.8	65.8	62.6	62.9	64.0	63.2
Avg. Dist. to Rail [m]	1.2	1.2	0.9	0.4	1.2	1.5	1.3
Avg. Stride Freq. [Hz]	2.2	2.4	2.4	2.3	2.3	2.4	2.4
Avg. Stride Length [m]	5.8	7.5	7.3	7.3	7.4	7.4	7.1



- [] Ranking at each section and finish
- .-.- No data available at this section
- NA No data available



Horse/Jockey Name	Hot Spring Gold
Final Rank	4
Fastest Section Time (Section)	0:11.04 (1200m)
Top Speed [km/h] (Section)	65.7 (1200m)
Race State	Finished



Ipswich QLD Professional

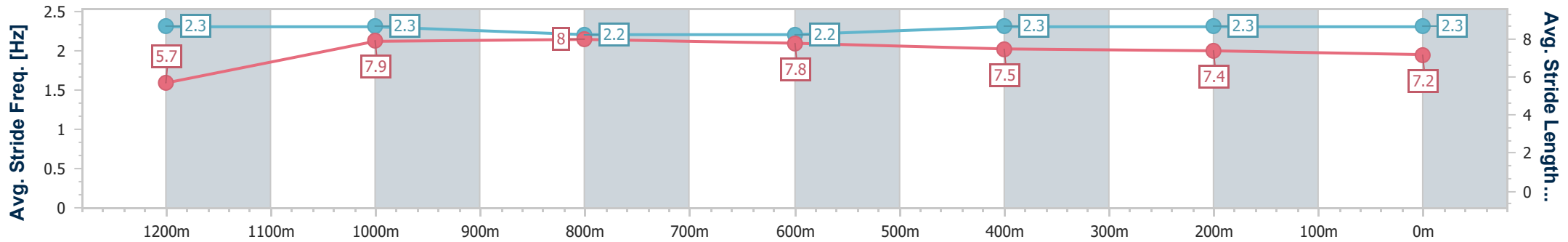
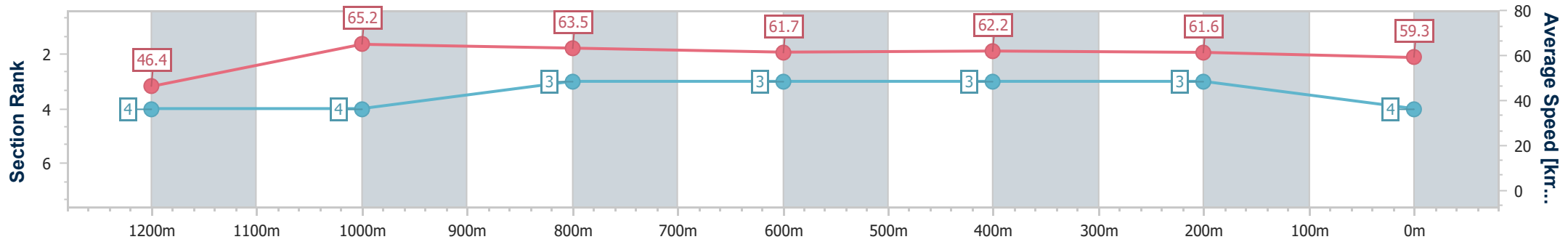
Race 4: GREAT NORTHERN OPEN Handicap - 1350m

29 February 2024 - 14:47



Track Rating: Soft 5, Weather: Fine, Rail Position: +9.5m Entire

Section	Overall	1200m	1000m	800m	600m	400m	200m
Section Times	1:20.94 [4] (0:11.63)	1:09.31 [4] (0:11.04)	0:58.27 [4] (0:11.31)	0:46.96 [3] (0:11.66)	0:35.30 [3] (0:11.51)	0:23.79 [3] (0:11.69)	0:12.10 [3] (0:12.10)
Average Speed [km/h]	46.4	65.2	63.5	61.7	62.2	61.6	59.3
Top Speed [km/h]	64.4	65.7	65.7	62.1	63.3	62.5	61.8
Avg. Dist. to Rail [m]	1.4	0.7	0.7	1.2	1.3	0.5	0.3
Avg. Stride Freq. [Hz]	2.3	2.3	2.2	2.2	2.3	2.3	2.3
Avg. Stride Length [m]	5.7	7.9	8.0	7.8	7.5	7.4	7.2



- [] Ranking at each section and finish
- .-.- No data available at this section
- NA No data available



Horse/Jockey Name	Baanone
Final Rank	5
Fastest Section Time (Section)	0:10.97 (1200m)
Top Speed [km/h] (Section)	66.5 (1200m)
Race State	Finished



Ipswich QLD Professional

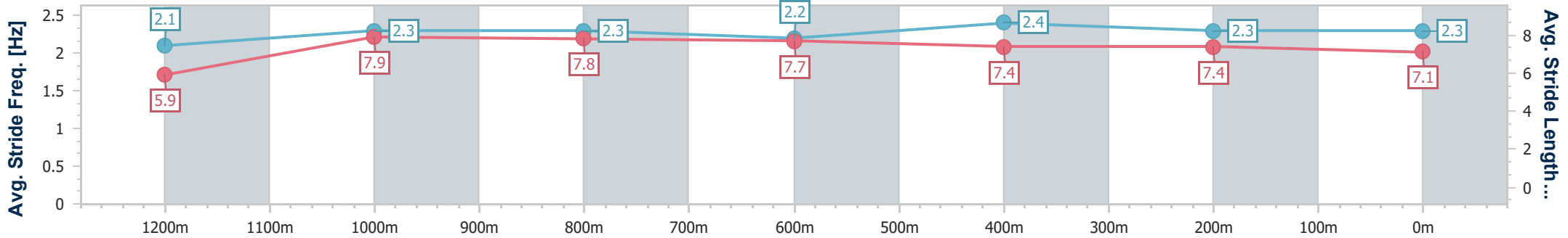
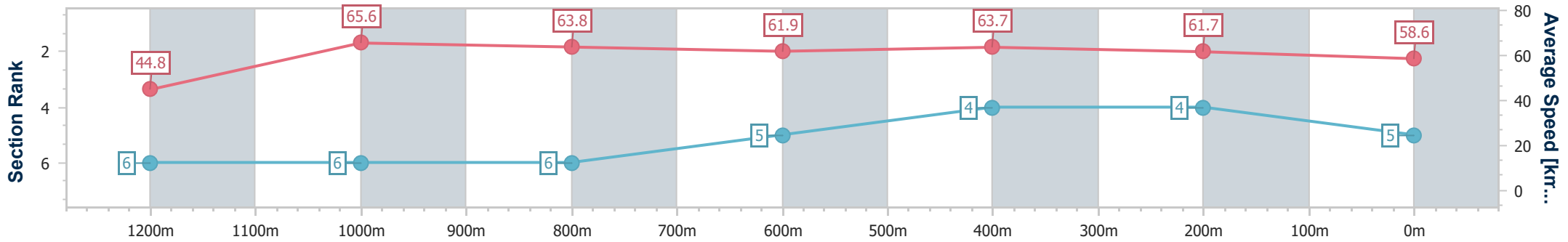
Race 4: GREAT NORTHERN OPEN Handicap - 1350m

29 February 2024 - 14:47



Track Rating: Soft 5, Weather: Fine, Rail Position: +9.5m Entire

Section	Overall	1200m	1000m	800m	600m	400m	200m
Section Times	1:21.20 [5] (0:12.05)	1:09.15 [6] (0:10.97)	0:58.18 [6] (0:11.26)	0:46.92 [6] (0:11.60)	0:35.32 [5] (0:11.32)	0:24.00 [4] (0:11.70)	0:12.30 [4] (0:12.30)
Average Speed [km/h]	44.8	65.6	63.8	61.9	63.7	61.7	58.6
Top Speed [km/h]	64.5	66.5	66.0	63.5	64.7	63.1	61.4
Avg. Dist. to Rail [m]	2.8	0.6	0.7	1.2	0.7	1.0	1.1
Avg. Stride Freq. [Hz]	2.1	2.3	2.3	2.2	2.4	2.3	2.3
Avg. Stride Length [m]	5.9	7.9	7.8	7.7	7.4	7.4	7.1



- [] Ranking at each section and finish
- .-.- No data available at this section
- NA No data available



Horse/Jockey Name	Bonny Ezra
Final Rank	6
Fastest Section Time (Section)	0:11.00 (1200m)
Top Speed [km/h] (Section)	66.5 (1000m)
Race State	Finished



Ipswich QLD Professional

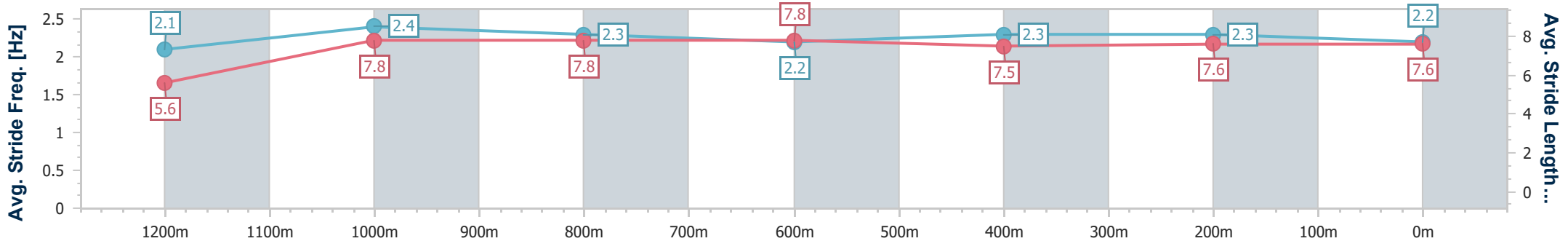
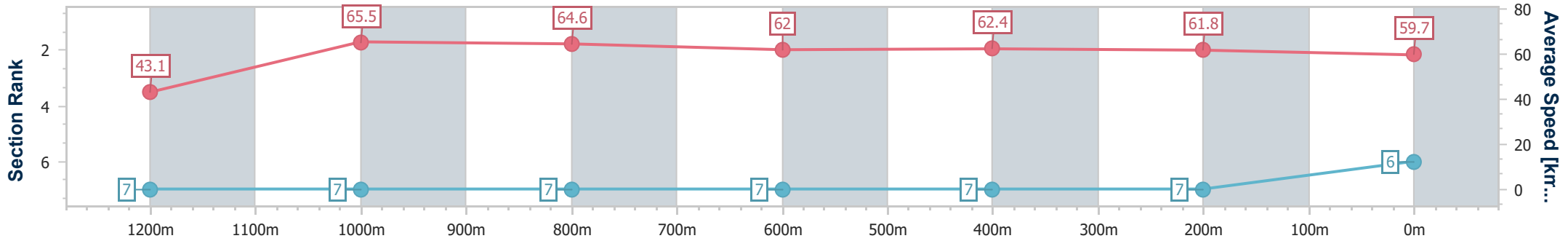
Race 4: GREAT NORTHERN OPEN Handicap - 1350m

29 February 2024 - 14:47



Track Rating: Soft 5, Weather: Fine, Rail Position: +9.5m Entire

Section	Overall	1200m	1000m	800m	600m	400m	200m
Section Times	1:21.41 [6] (0:12.54)	1:08.87 [7] (0:11.00)	0:57.87 [7] (0:11.12)	0:46.75 [7] (0:11.62)	0:35.13 [7] (0:11.47)	0:23.66 [7] (0:11.64)	0:12.02 [7] (0:12.02)
Average Speed [km/h]	43.1	65.5	64.6	62.0	62.4	61.8	59.7
Top Speed [km/h]	63.1	66.4	66.5	62.9	63.5	63.4	63.2
Avg. Dist. to Rail [m]	1.0	0.5	0.3	0.7	1.0	0.6	0.9
Avg. Stride Freq. [Hz]	2.1	2.4	2.3	2.2	2.3	2.3	2.2
Avg. Stride Length [m]	5.6	7.8	7.8	7.8	7.5	7.6	7.6



- [] Ranking at each section and finish
- .-.- No data available at this section
- NA No data available



Horse/Jockey Name	Stampe
Final Rank	7
Fastest Section Time (Section)	0:11.11 (1200m)
Top Speed [km/h] (Section)	66.6 (1200m)
Race State	Finished



Ipswich QLD Professional

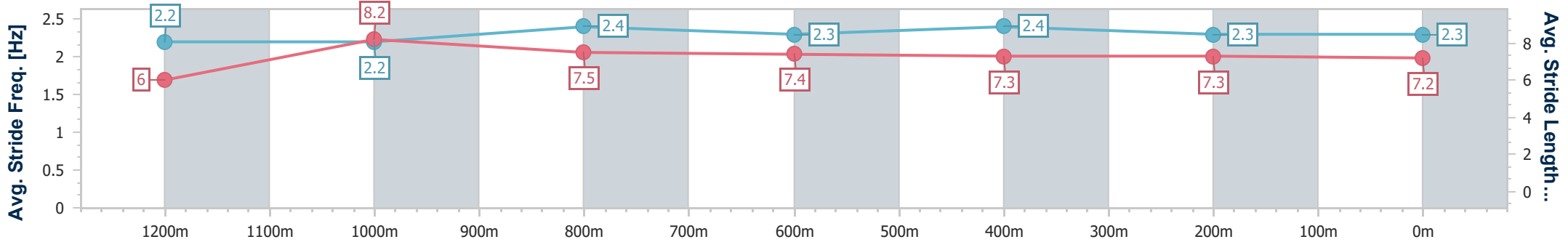
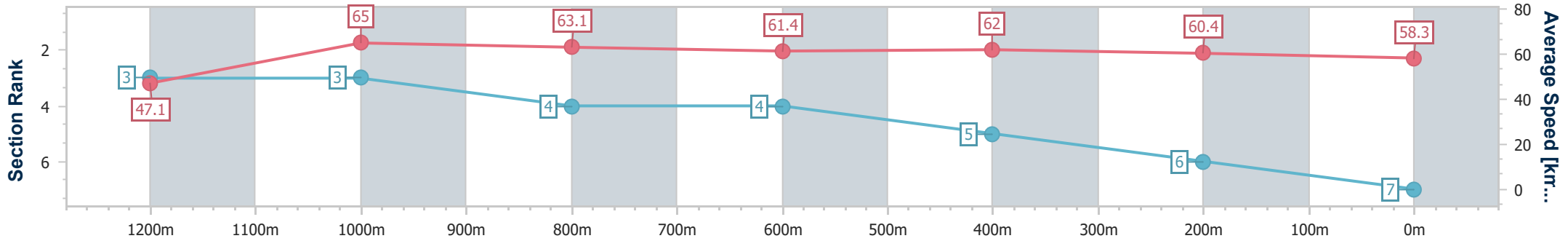
Race 4: GREAT NORTHERN OPEN Handicap - 1350m

29 February 2024 - 14:47



Track Rating: Soft 5, Weather: Fine, Rail Position: +9.5m Entire

Section	Overall	1200m	1000m	800m	600m	400m	200m
Section Times	1:21.55 [7] (0:11.47)	1:10.08 [3] (0:11.11)	0:58.97 [3] (0:11.41)	0:47.56 [4] (0:11.72)	0:35.84 [4] (0:11.62)	0:24.22 [5] (0:11.87)	0:12.35 [6] (0:12.35)
Average Speed [km/h]	47.1	65.0	63.1	61.4	62.0	60.4	58.3
Top Speed [km/h]	64.3	66.6	64.8	62.1	63.2	62.0	59.7
Avg. Dist. to Rail [m]	1.6	2.0	0.6	0.4	0.5	0.2	0.4
Avg. Stride Freq. [Hz]	2.2	2.2	2.4	2.3	2.4	2.3	2.3
Avg. Stride Length [m]	6.0	8.2	7.5	7.4	7.3	7.3	7.2



- [] Ranking at each section and finish
- .-.- No data available at this section
- NA No data available



Ipswich QLD Professional
Race 5: BARRIER REEF POOLS QTIS Three-Year-Old BENCHMARK 65
Handicap - 1200m
29 February 2024 - 15:27



Track Rating: Soft 5, Weather: Fine, Rail Position: +9.5m Entire

Section													Last 600m					
Field Times		Overall	1000m	800m	600m	400m	200m						0:35.26					
		1:11.41 (0:13.66)	0:57.75 (0:11.01)	0:46.74 (0:11.48)	0:35.26 (0:11.34)	0:23.92 (0:11.79)	0:12.13 (0:12.13)											
Rank	TAB	Horse/Jockey	Barrier	Top Speed [km/h]	Fastest Section												Margin	Distance Travelled [m]
1	10	THE PUNISHER Angela Jones	10	65.7 1000m	0:11.17 1000m	1:11.41 [1] (0:14.41)	0:57.00 [8] (0:11.17)	0:45.83 [7] (0:11.43)	0:34.40 [7] (0:11.20)	0:23.20 [6] (0:11.36)	0:11.84 [6] (0:11.84)	1:11.41	0:34.40					
2	2	THE INFLECTOR Boris Thornton	2	65.9 1000m	0:11.13 1000m	1:11.43 [2] (0:14.20)	0:57.23 [5] (0:11.13)	0:46.10 [5] (0:11.45)	0:34.65 [5] (0:11.31)	0:23.34 [5] (0:11.52)	0:11.82 [7] (0:11.82)	0.11L	0:34.65	+3				
3	6	QUADE Ryan Maloney	6	65.8 1000m	0:11.15 1000m	1:11.44 [3] (0:14.37)	0:57.07 [6] (0:11.15)	0:45.92 [6] (0:11.44)	0:34.48 [6] (0:11.32)	0:23.16 [7] (0:11.42)	0:11.74 [8] (0:11.74)	0.14L	0:34.48	-2				
4	9	MACHINE HEAD Alisha Donald	9	66.8 Overall	0:11.13 1000m	1:11.51 [4] (0:13.71)	0:57.80 [2] (0:11.13)	0:46.67 [2] (0:11.46)	0:35.21 [2] (0:11.40)	0:23.81 [2] (0:11.61)	0:12.20 [2] (0:12.20)	0.6L	0:35.21	+2				
5	3	CONNEWARRE Jason Taylor	3	67.0 Overall	0:11.07 1000m	1:11.62 [5] (0:14.08)	0:57.54 [3] (0:11.07)	0:46.47 [3] (0:11.39)	0:35.08 [3] (0:11.37)	0:23.71 [3] (0:11.57)	0:12.14 [4] (0:12.14)	1.21L	0:35.08	-2				
6	8	CAN'T GETWHATIWANT Cejay Graham	8	65.7 1000m	0:11.19 600m	1:11.75 [6] (0:14.40)	0:57.35 [7] (0:11.22)	0:46.13 [8] (0:11.49)	0:34.64 [8] (0:11.19)	0:23.45 [8] (0:11.22)	0:12.23 [5] (0:12.23)	1.98L	0:34.64	-1				
7	5	LETS DANCE JANDY Emily Lang	5	65.9 1000m	0:11.14 1000m	1:11.79 [7] (0:14.09)	0:57.70 [4] (0:11.14)	0:46.56 [4] (0:11.35)	0:35.21 [4] (0:11.35)	0:23.86 [4] (0:11.52)	0:12.34 [3] (0:12.34)	2.24L	0:35.21	+0				
8	7	RISKY INVESTMENT Jag Guthmann-Chester	7	65.8 Overall	0:11.17 600m	1:12.50 [8] (0:14.71)	0:57.79 [10] (0:11.24)	0:46.55 [10] (0:11.46)	0:35.09 [10] (0:11.17)	0:23.92 [9] (0:11.53)	0:12.39 [9] (0:12.39)	6.39L	0:35.09	-1				
9	4	SONNY DAZE Bailey Wheeler	4	67.7 Overall	0:11.01 1000m	1:12.77 [9] (0:13.66)	0:59.11 [1] (0:11.01)	0:48.10 [1] (0:11.48)	0:36.62 [1] (0:11.34)	0:25.28 [1] (0:11.79)	0:13.49 [1] (0:13.49)	7.98L	0:36.62	-1				
10	1	RUPERT'S HOUSE James Orman	1	65.6 1000m	0:11.31 1000m	1:12.82 [10] (0:14.58)	0:58.24 [9] (0:11.31)	0:46.93 [9] (0:11.41)	0:35.52 [9] (0:11.41)	0:24.11 [10] (0:11.66)	0:12.45 [10] (0:12.45)	8.32L	0:35.52	+3				

Scratched: Typhoon Tip (#11), Optimus Maximus (#12)

[] Ranking at each section and finish
 -:-:- No data available at this section
 NA No data available

SCN Saddle cloth number
 DNF Did not finish
 DNT Did not track



Horse/Jockey Name	The Punisher
Final Rank	1
Fastest Section Time (Section)	0:11.17 (1000m)
Top Speed [km/h] (Section)	65.7 (1000m)
Race State	Finished



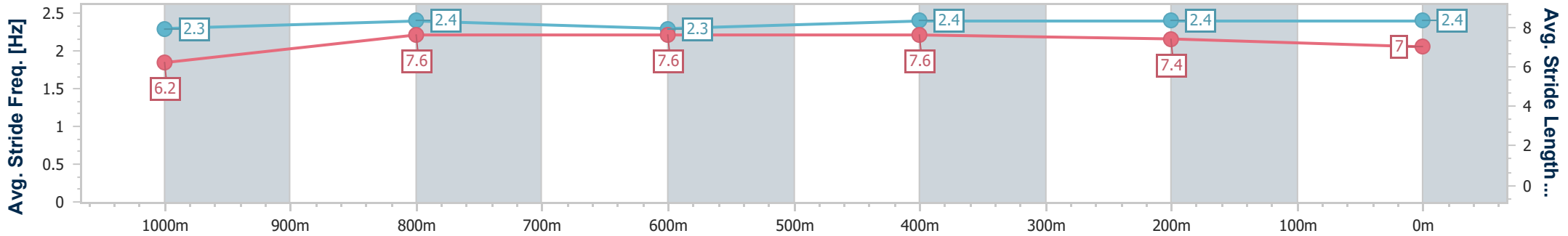
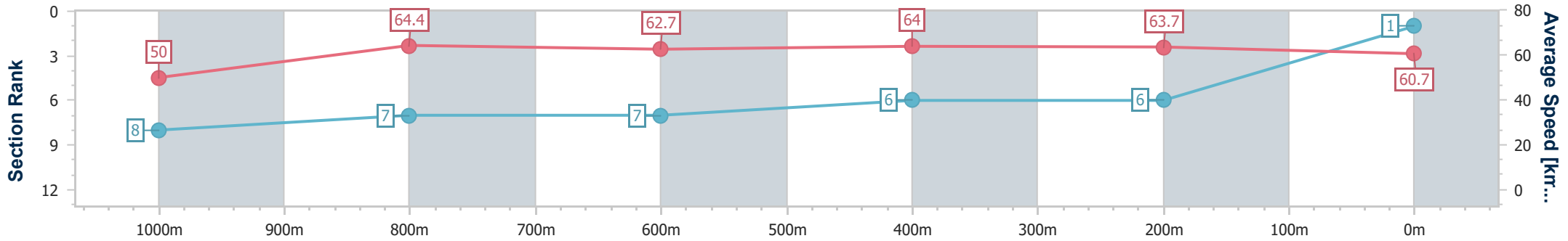
Ipswich QLD Professional
 Race 5: BARRIER REEF POOLS QTIS Three-Year-Old
 BENCHMARK 65 Handicap - 1200m



29 February 2024 - 15:27

Track Rating: Soft 5, Weather: Fine, Rail Position: +9.5m Entire

Section	Overall	1000m	800m	600m	400m	200m
Section Times	1:11.41 [1] (0:14.41)	0:57.00 [8] (0:11.17)	0:45.83 [7] (0:11.43)	0:34.40 [7] (0:11.20)	0:23.20 [6] (0:11.36)	0:11.84 [6] (0:11.84)
Average Speed [km/h]	50.0	64.4	62.7	64.0	63.7	60.7
Top Speed [km/h]	64.6	65.7	64.0	64.6	65.2	63.3
Avg. Dist. to Rail [m]	6.7	0.7	1.9	1.2	3.0	6.4
Avg. Stride Freq. [Hz]	2.3	2.4	2.3	2.4	2.4	2.4
Avg. Stride Length [m]	6.2	7.6	7.6	7.6	7.4	7.0



- [] Ranking at each section and finish
- .-.- No data available at this section
- NA No data available



Horse/Jockey Name	The Inflictor
Final Rank	2
Fastest Section Time (Section)	0:11.13 (1000m)
Top Speed [km/h] (Section)	65.9 (1000m)
Race State	Finished



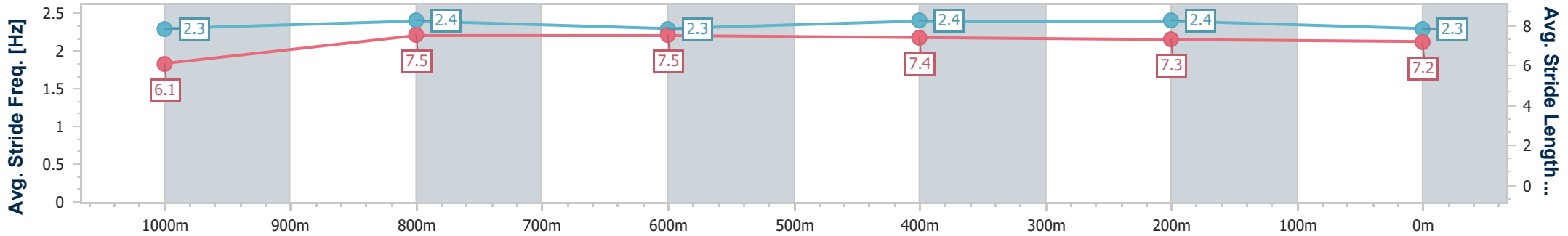
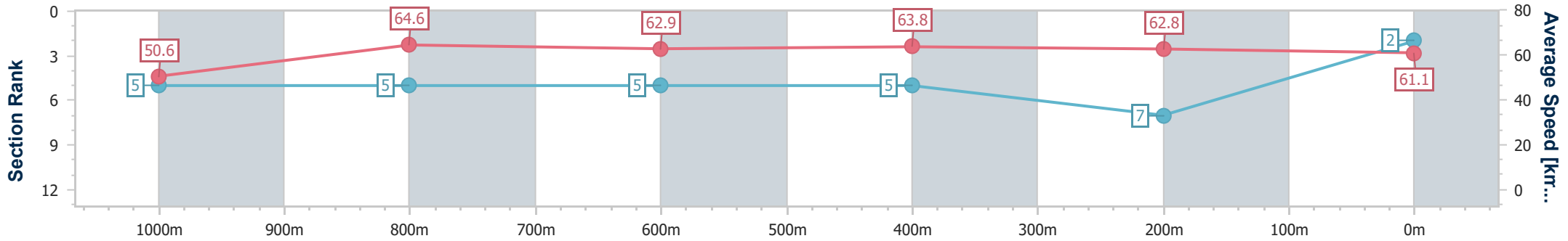
Ipswich QLD Professional
 Race 5: BARRIER REEF POOLS QTIS Three-Year-Old
 BENCHMARK 65 Handicap - 1200m



29 February 2024 - 15:27

Track Rating: Soft 5, Weather: Fine, Rail Position: +9.5m Entire

Section	Overall	1000m	800m	600m	400m	200m
Section Times	1:11.43 [2] (0:14.20)	0:57.23 [5] (0:11.13)	0:46.10 [5] (0:11.45)	0:34.65 [5] (0:11.31)	0:23.34 [5] (0:11.52)	0:11.82 [7] (0:11.82)
Average Speed [km/h]	50.6	64.6	62.9	63.8	62.8	61.1
Top Speed [km/h]	65.5	65.9	64.8	64.6	64.0	63.2
Avg. Dist. to Rail [m]	4.0	0.3	0.7	0.5	2.7	5.1
Avg. Stride Freq. [Hz]	2.3	2.4	2.3	2.4	2.4	2.3
Avg. Stride Length [m]	6.1	7.5	7.5	7.4	7.3	7.2



- [] Ranking at each section and finish
- .-.- No data available at this section
- NA No data available



Horse/Jockey Name	Quade
Final Rank	3
Fastest Section Time (Section)	0:11.15 (1000m)
Top Speed [km/h] (Section)	65.8 (1000m)
Race State	Finished



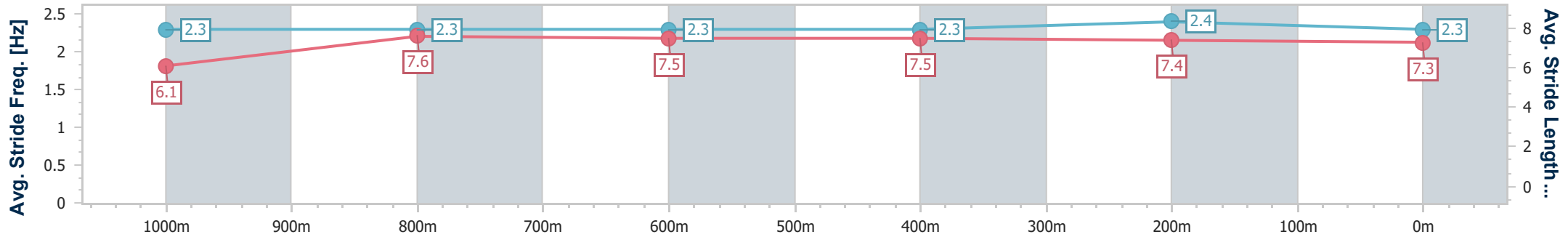
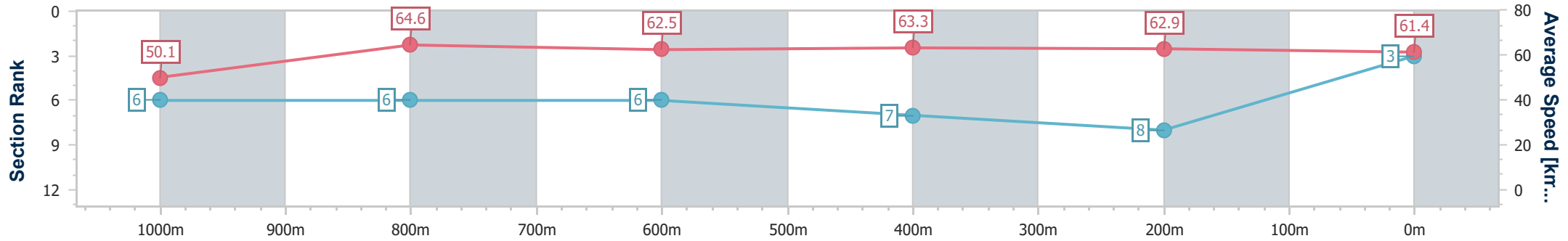
Ipswich QLD Professional
 Race 5: BARRIER REEF POOLS QTIS Three-Year-Old
 BENCHMARK 65 Handicap - 1200m



29 February 2024 - 15:27

Track Rating: Soft 5, Weather: Fine, Rail Position: +9.5m Entire

Section	Overall	1000m	800m	600m	400m	200m
Section Times	1:11.44 [3] (0:14.37)	0:57.07 [6] (0:11.15)	0:45.92 [6] (0:11.44)	0:34.48 [6] (0:11.32)	0:23.16 [7] (0:11.42)	0:11.74 [8] (0:11.74)
Average Speed [km/h]	50.1	64.6	62.5	63.3	62.9	61.4
Top Speed [km/h]	65.6	65.8	63.9	64.0	63.6	62.9
Avg. Dist. to Rail [m]	3.2	0.8	1.8	1.6	1.1	2.9
Avg. Stride Freq. [Hz]	2.3	2.3	2.3	2.3	2.4	2.3
Avg. Stride Length [m]	6.1	7.6	7.5	7.5	7.4	7.3



- [] Ranking at each section and finish
- .-.- No data available at this section
- NA No data available



Horse/Jockey Name	Machine Head
Final Rank	4
Fastest Section Time (Section)	0:11.13 (1000m)
Top Speed [km/h] (Section)	66.8 (Overall)
Race State	Finished



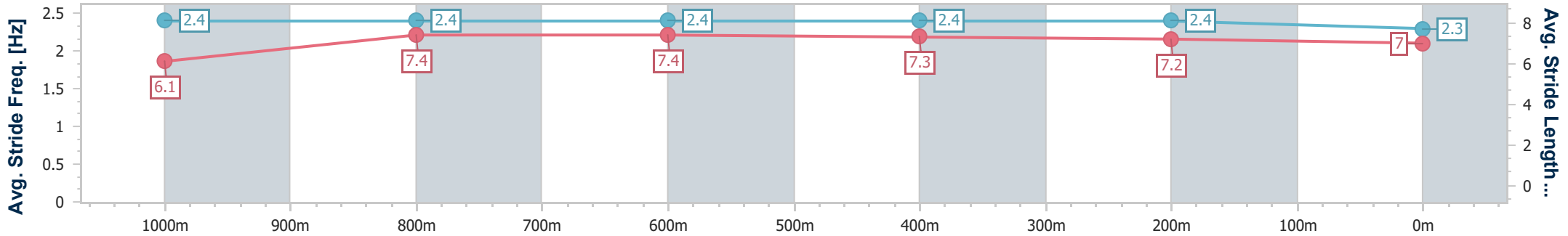
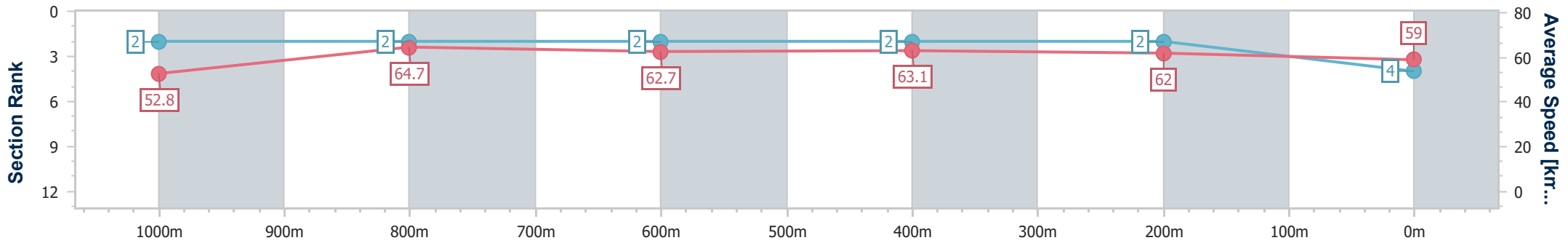
Ipswich QLD Professional
 Race 5: BARRIER REEF POOLS QTIS Three-Year-Old
 BENCHMARK 65 Handicap - 1200m



29 February 2024 - 15:27

Track Rating: Soft 5, Weather: Fine, Rail Position: +9.5m Entire

Section	Overall	1000m	800m	600m	400m	200m
Section Times	1:11.51 [4] (0:13.71)	0:57.80 [2] (0:11.13)	0:46.67 [2] (0:11.46)	0:35.21 [2] (0:11.40)	0:23.81 [2] (0:11.61)	0:12.20 [2] (0:12.20)
Average Speed [km/h]	52.8	64.7	62.7	63.1	62.0	59.0
Top Speed [km/h]	66.8	66.7	64.3	63.8	63.8	61.8
Avg. Dist. to Rail [m]	2.7	0.7	0.2	0.3	1.1	3.6
Avg. Stride Freq. [Hz]	2.4	2.4	2.4	2.4	2.4	2.3
Avg. Stride Length [m]	6.1	7.4	7.4	7.3	7.2	7.0



- [] Ranking at each section and finish
- .-.-.- No data available at this section
- NA No data available



Horse/Jockey Name	Connewarre
Final Rank	5
Fastest Section Time (Section)	0:11.07 (1000m)
Top Speed [km/h] (Section)	67.0 (Overall)
Race State	Finished



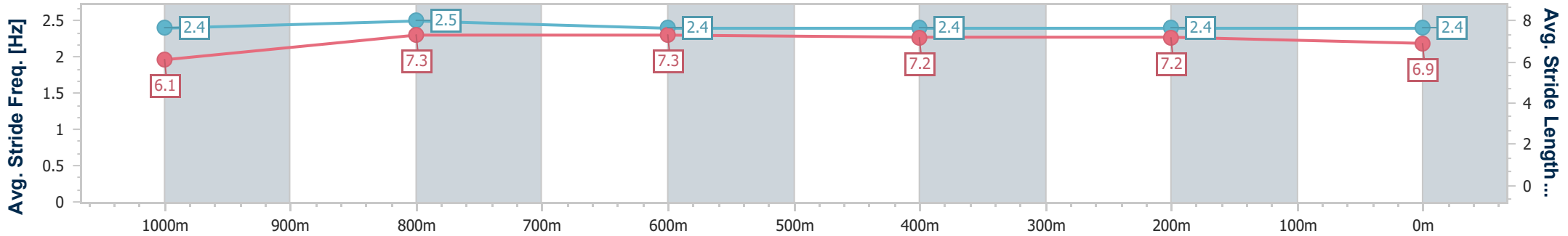
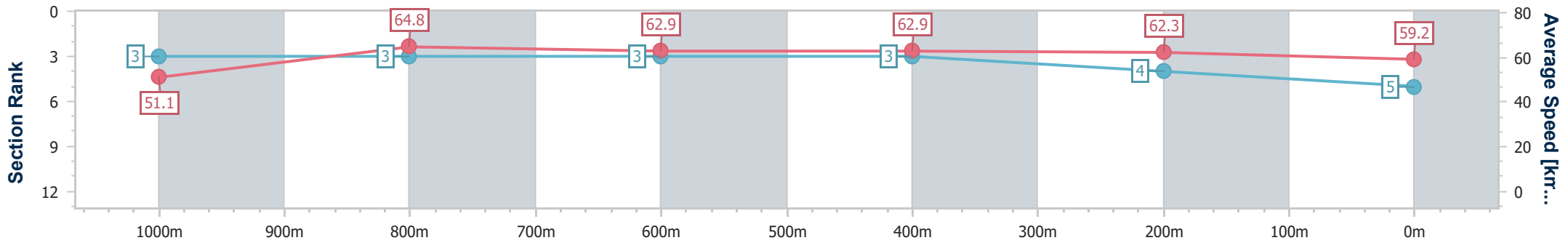
Ipswich QLD Professional
 Race 5: BARRIER REEF POOLS QTIS Three-Year-Old
 BENCHMARK 65 Handicap - 1200m



29 February 2024 - 15:27

Track Rating: Soft 5, Weather: Fine, Rail Position: +9.5m Entire

Section	Overall	1000m	800m	600m	400m	200m
Section Times	1:11.62 [5] (0:14.08)	0:57.54 [3] (0:11.07)	0:46.47 [3] (0:11.39)	0:35.08 [3] (0:11.37)	0:23.71 [3] (0:11.57)	0:12.14 [4] (0:12.14)
Average Speed [km/h]	51.1	64.8	62.9	62.9	62.3	59.2
Top Speed [km/h]	67.0	66.7	63.9	63.8	63.3	61.6
Avg. Dist. to Rail [m]	1.4	0.8	1.7	1.2	0.5	1.3
Avg. Stride Freq. [Hz]	2.4	2.5	2.4	2.4	2.4	2.4
Avg. Stride Length [m]	6.1	7.3	7.3	7.2	7.2	6.9



- [] Ranking at each section and finish
- .-.- No data available at this section
- NA No data available



Horse/Jockey Name	Can't Getwhatiwant
Final Rank	6
Fastest Section Time (Section)	0:11.19 (600m)
Top Speed [km/h] (Section)	65.7 (1000m)
Race State	Finished



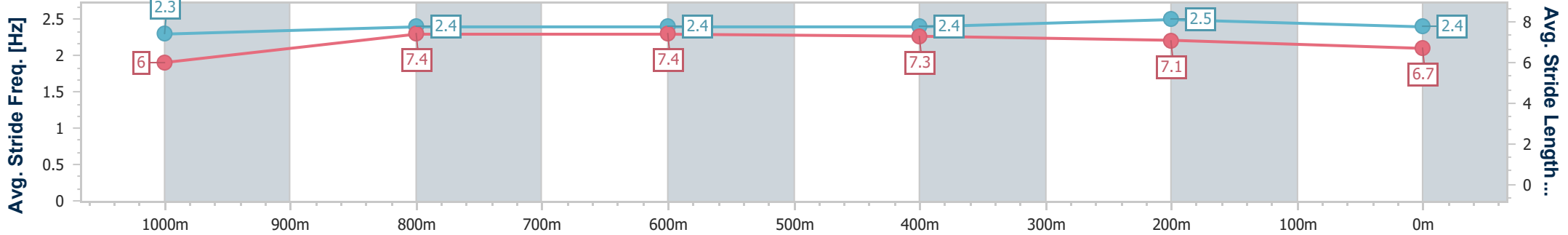
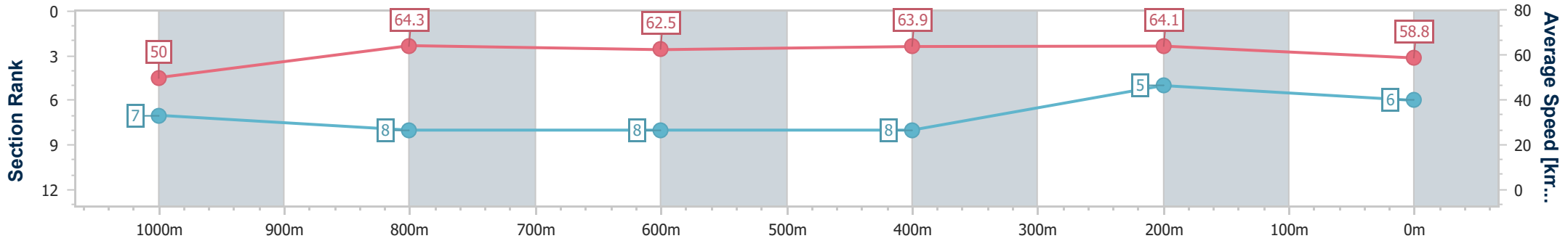
Ipswich QLD Professional
 Race 5: BARRIER REEF POOLS QTIS Three-Year-Old
 BENCHMARK 65 Handicap - 1200m



29 February 2024 - 15:27

Track Rating: Soft 5, Weather: Fine, Rail Position: +9.5m Entire

Section	Overall	1000m	800m	600m	400m	200m
Section Times	1:11.75 [6] (0:14.40)	0:57.35 [7] (0:11.22)	0:46.13 [8] (0:11.49)	0:34.64 [8] (0:11.19)	0:23.45 [8] (0:11.22)	0:12.23 [5] (0:12.23)
Average Speed [km/h]	50.0	64.3	62.5	63.9	64.1	58.8
Top Speed [km/h]	65.4	65.7	64.2	65.1	65.2	61.8
Avg. Dist. to Rail [m]	4.3	0.6	1.2	1.0	1.2	1.3
Avg. Stride Freq. [Hz]	2.3	2.4	2.4	2.4	2.5	2.4
Avg. Stride Length [m]	6.0	7.4	7.4	7.3	7.1	6.7



- [] Ranking at each section and finish
- .-.- No data available at this section
- NA No data available



Horse/Jockey Name	Lets Dance Jandy
Final Rank	7
Fastest Section Time (Section)	0:11.14 (1000m)
Top Speed [km/h] (Section)	65.9 (1000m)
Race State	Finished



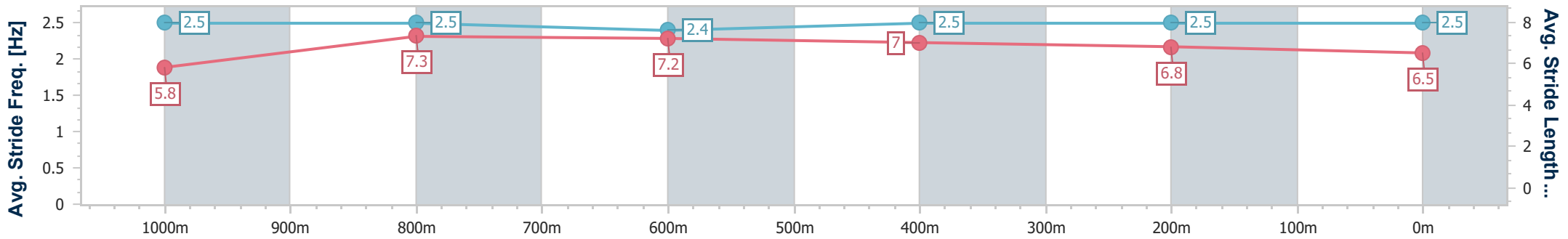
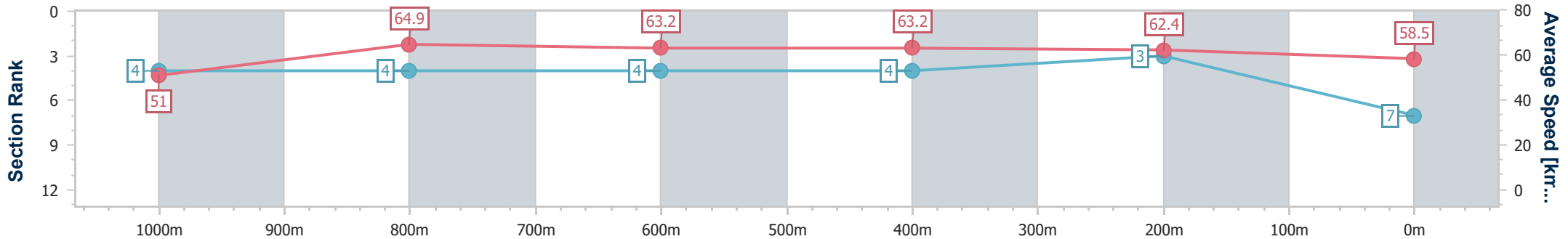
Ipswich QLD Professional
 Race 5: BARRIER REEF POOLS QTIS Three-Year-Old
 BENCHMARK 65 Handicap - 1200m



29 February 2024 - 15:27

Track Rating: Soft 5, Weather: Fine, Rail Position: +9.5m Entire

Section	Overall	1000m	800m	600m	400m	200m
Section Times	1:11.79 [7] (0:14.09)	0:57.70 [4] (0:11.14)	0:46.56 [4] (0:11.35)	0:35.21 [4] (0:11.35)	0:23.86 [4] (0:11.52)	0:12.34 [3] (0:12.34)
Average Speed [km/h]	51.0	64.9	63.2	63.2	62.4	58.5
Top Speed [km/h]	65.8	65.9	64.6	64.7	64.0	60.9
Avg. Dist. to Rail [m]	4.8	1.1	1.1	0.8	1.5	4.3
Avg. Stride Freq. [Hz]	2.5	2.5	2.4	2.5	2.5	2.5
Avg. Stride Length [m]	5.8	7.3	7.2	7.0	6.8	6.5



- [] Ranking at each section and finish
- .-.- No data available at this section
- NA No data available



Horse/Jockey Name	Risky Investment
Final Rank	8
Fastest Section Time (Section)	0:11.17 (600m)
Top Speed [km/h] (Section)	65.8 (Overall)
Race State	Finished



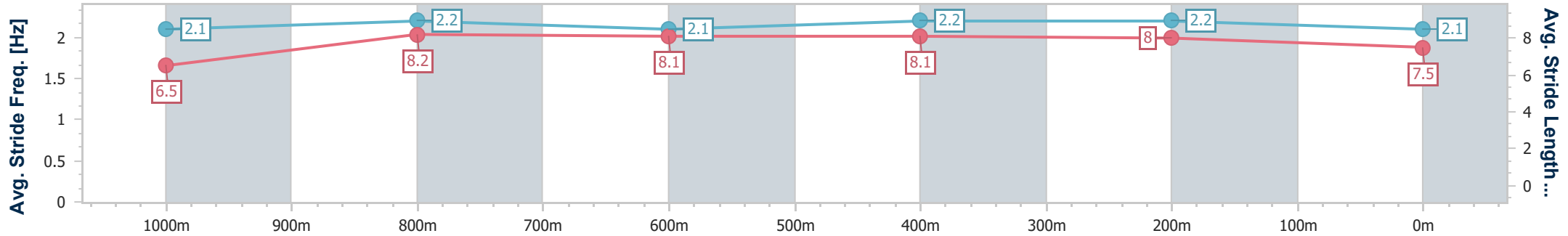
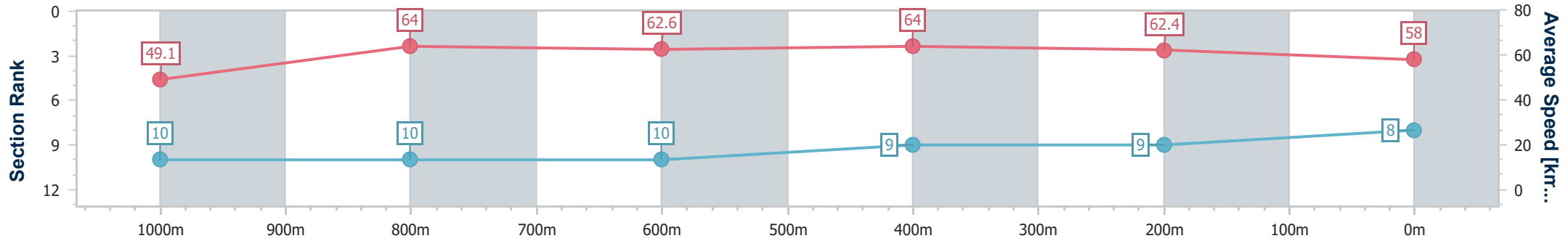
Ipswich QLD Professional
 Race 5: BARRIER REEF POOLS QTIS Three-Year-Old
 BENCHMARK 65 Handicap - 1200m



29 February 2024 - 15:27

Track Rating: Soft 5, Weather: Fine, Rail Position: +9.5m Entire

Section	Overall	1000m	800m	600m	400m	200m
Section Times	1:12.50 [8] (0:14.71)	0:57.79 [10] (0:11.24)	0:46.55 [10] (0:11.46)	0:35.09 [10] (0:11.17)	0:23.92 [9] (0:11.53)	0:12.39 [9] (0:12.39)
Average Speed [km/h]	49.1	64.0	62.6	64.0	62.4	58.0
Top Speed [km/h]	65.8	65.7	64.9	65.3	64.0	61.2
Avg. Dist. to Rail [m]	1.2	0.7	0.8	0.9	0.4	1.2
Avg. Stride Freq. [Hz]	2.1	2.2	2.1	2.2	2.2	2.1
Avg. Stride Length [m]	6.5	8.2	8.1	8.1	8.0	7.5



- [] Ranking at each section and finish
- .-.- No data available at this section
- NA No data available



Horse/Jockey Name	Sonny Daze
Final Rank	9
Fastest Section Time (Section)	0:11.01 (1000m)
Top Speed [km/h] (Section)	67.7 (Overall)
Race State	Finished



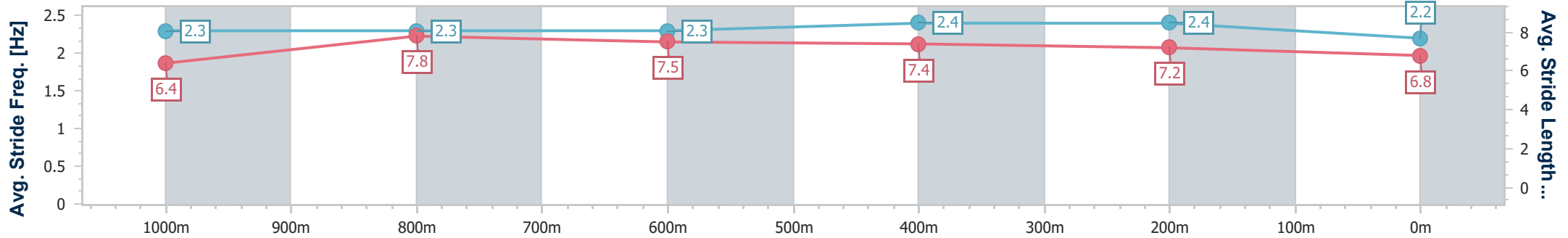
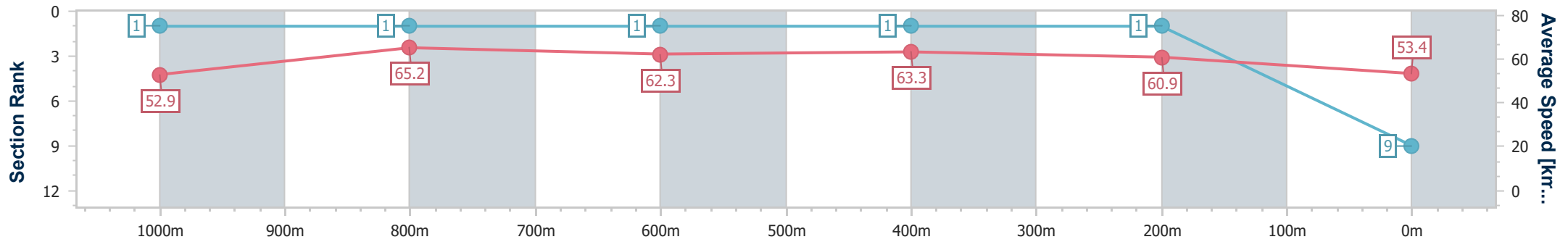
Ipswich QLD Professional
 Race 5: BARRIER REEF POOLS QTIS Three-Year-Old
 BENCHMARK 65 Handicap - 1200m



29 February 2024 - 15:27

Track Rating: Soft 5, Weather: Fine, Rail Position: +9.5m Entire

Section	Overall	1000m	800m	600m	400m	200m
Section Times	1:12.77 [9] (0:13.66)	0:59.11 [1] (0:11.01)	0:48.10 [1] (0:11.48)	0:36.62 [1] (0:11.34)	0:25.28 [1] (0:11.79)	0:13.49 [1] (0:13.49)
Average Speed [km/h]	52.9	65.2	62.3	63.3	60.9	53.4
Top Speed [km/h]	67.7	67.2	63.0	64.2	62.5	59.2
Avg. Dist. to Rail [m]	1.7	0.6	1.2	1.1	0.9	0.2
Avg. Stride Freq. [Hz]	2.3	2.3	2.3	2.4	2.4	2.2
Avg. Stride Length [m]	6.4	7.8	7.5	7.4	7.2	6.8



- [] Ranking at each section and finish
- .-.- No data available at this section
- NA No data available



Horse/Jockey Name	Rupert's House
Final Rank	10
Fastest Section Time (Section)	0:11.31 (1000m)
Top Speed [km/h] (Section)	65.6 (1000m)
Race State	Finished



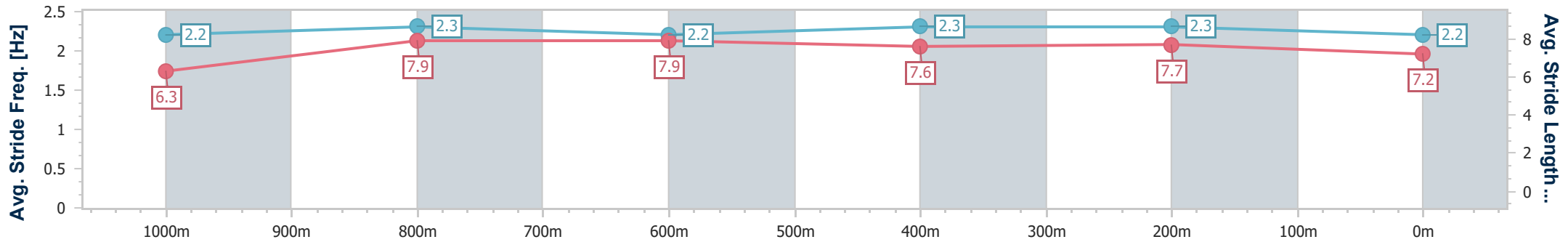
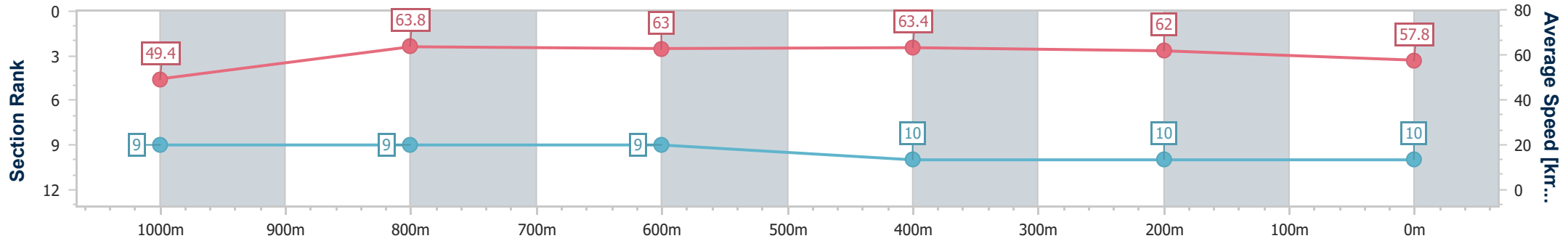
Ipswich QLD Professional
 Race 5: BARRIER REEF POOLS QTIS Three-Year-Old
 BENCHMARK 65 Handicap - 1200m



29 February 2024 - 15:27

Track Rating: Soft 5, Weather: Fine, Rail Position: +9.5m Entire

Section	Overall	1000m	800m	600m	400m	200m
Section Times	1:12.82 [10] (0:14.58)	0:58.24 [9] (0:11.31)	0:46.93 [9] (0:11.41)	0:35.52 [9] (0:11.41)	0:24.11 [10] (0:11.66)	0:12.45 [10] (0:12.45)
Average Speed [km/h]	49.4	63.8	63.0	63.4	62.0	57.8
Top Speed [km/h]	65.2	65.6	65.0	64.6	63.7	59.8
Avg. Dist. to Rail [m]	5.7	0.8	0.4	1.0	1.9	2.8
Avg. Stride Freq. [Hz]	2.2	2.3	2.2	2.3	2.3	2.2
Avg. Stride Length [m]	6.3	7.9	7.9	7.6	7.7	7.2



- [] Ranking at each section and finish
- .-.- No data available at this section
- NA No data available



Ipswich QLD Professional

Race 6: IMPERIAL RACING Class 4 Handicap - 1200m

29 February 2024 - 16:04



Track Rating: Soft 5, Weather: Fine, Rail Position: +9.5m Entire

Section		Field Times										Last 600m					
		Overall	1000m	800m	600m	400m	200m						0:34.43				
		1:11.56 (0:14.28)	0:57.28 (0:11.30)	0:45.98 (0:11.55)	0:34.43 (0:11.34)	0:23.09 (0:11.31)	0:11.78 (0:11.78)										
Rank	TAB	Horse/Jockey	Barrier	Top Speed [km/h]	Fastest Section											Margin	Distance Travelled [m]
1	1	ROLL UP James Orman	1	64.6 1000m	0:11.30 1000m	1:11.56 [1] (0:14.28)	0:57.28 [1] (0:11.30)	0:45.98 [1] (0:11.55)	0:34.43 [1] (0:11.34)	0:23.09 [1] (0:11.32)	0:11.77 [2] (0:11.77)	1:11.56	0:34.43				
2	2	COOL ENCOUNTER Justin Huxtable	2	66.2 400m	0:11.04 400m	1:11.62 [2] (0:14.64)	0:56.98 [4] (0:11.42)	0:45.56 [4] (0:11.67)	0:33.89 [5] (0:11.45)	0:22.44 [5] (0:11.04)	0:11.40 [5] (0:11.40)	0.37L	0:33.89	+1			
3	10	BEAN ROCKING Emily Lang	10	65.1 Overall	0:11.27 400m	1:11.63 [3] (0:14.41)	0:57.22 [2] (0:11.34)	0:45.88 [2] (0:11.46)	0:34.42 [2] (0:11.30)	0:23.12 [2] (0:11.27)	0:11.85 [1] (0:11.85)	0.42L	0:34.42	+3			
4	6	CENTRE BOUNCE Kyle Wilson-Taylor	6	65.8 600m	0:11.26 600m	1:12.02 [4] (0:14.42)	0:57.60 [3] (0:11.42)	0:46.18 [3] (0:11.52)	0:34.66 [3] (0:11.26)	0:23.40 [3] (0:11.34)	0:12.06 [3] (0:12.06)	2.71L	0:34.66	+5			
5	3	CALGARY KING Angela Jones	3	66.5 600m	0:11.17 600m	1:12.27 [5] (0:14.70)	0:57.57 [5] (0:11.46)	0:46.11 [5] (0:11.43)	0:34.68 [4] (0:11.17)	0:23.51 [4] (0:11.45)	0:12.06 [4] (0:12.06)	4.2L	0:34.68	+5			
6	9	REFORMIST Michael Cahill	9	63.8 600m	0:11.41 800m	1:12.87 [6] (0:15.00)	0:57.87 [6] (0:11.44)	0:46.43 [6] (0:11.41)	0:35.02 [6] (0:11.43)	0:23.59 [6] (0:11.54)	0:12.05 [6] (0:12.05)	7.71L	0:35.02	+3			
7	5	KING OF WANCHAI Les Tilley	5	63.7 1000m	0:11.39 800m	1:14.72 [7] (0:15.03)	0:59.69 [7] (0:11.44)	0:48.25 [7] (0:11.39)	0:36.86 [7] (0:11.45)	0:25.41 [7] (0:11.79)	0:13.62 [7] (0:13.62)	18.63L	0:36.86	-2			

Scratched: Chilliwack (#4), Airstrike (#7), Menari Magic (#8)

[] Ranking at each section and finish
 -:-:- No data available at this section
 NA No data available

SCN Saddle cloth number
 DNF Did not finish
 DNT Did not track



Horse/Jockey Name	Roll Up
Final Rank	1
Fastest Section Time (Section)	0:11.30 (1000m)
Top Speed [km/h] (Section)	64.6 (1000m)
Race State	Finished



Ipswich QLD Professional

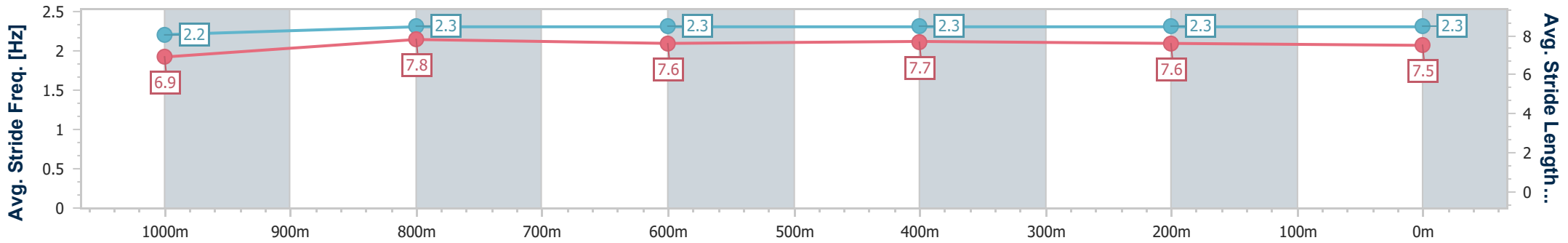
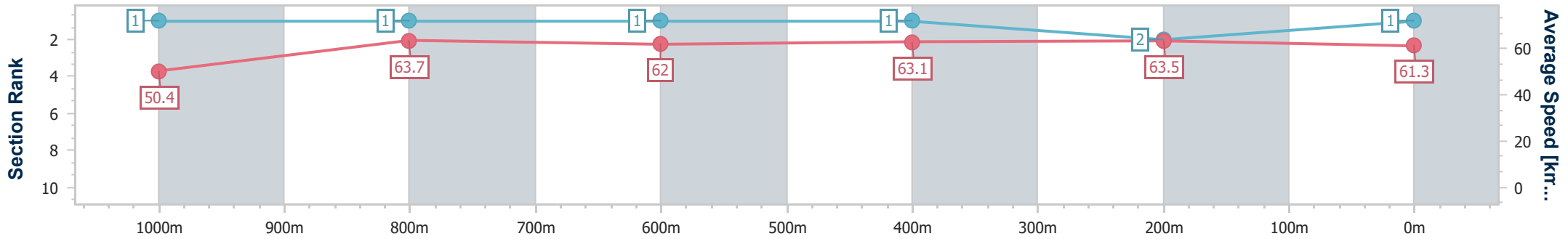
Race 6: IMPERIAL RACING Class 4 Handicap - 1200m

29 February 2024 - 16:04



Track Rating: Soft 5, Weather: Fine, Rail Position: +9.5m Entire

Section	Overall	1000m	800m	600m	400m	200m
Section Times	1:11.56 [1] (0:14.28)	0:57.28 [1] (0:11.30)	0:45.98 [1] (0:11.55)	0:34.43 [1] (0:11.34)	0:23.09 [1] (0:11.32)	0:11.77 [2] (0:11.77)
Average Speed [km/h]	50.4	63.7	62.0	63.1	63.5	61.3
Top Speed [km/h]	64.6	64.6	63.0	63.8	64.4	63.8
Avg. Dist. to Rail [m]	2.2	0.4	1.2	1.4	0.5	0.8
Avg. Stride Freq. [Hz]	2.2	2.3	2.3	2.3	2.3	2.3
Avg. Stride Length [m]	6.9	7.8	7.6	7.7	7.6	7.5



- [] Ranking at each section and finish
- .-.- No data available at this section
- NA No data available



Horse/Jockey Name	Cool Encounter
Final Rank	2
Fastest Section Time (Section)	0:11.04 (400m)
Top Speed [km/h] (Section)	66.2 (400m)
Race State	Finished



Ipswich QLD Professional

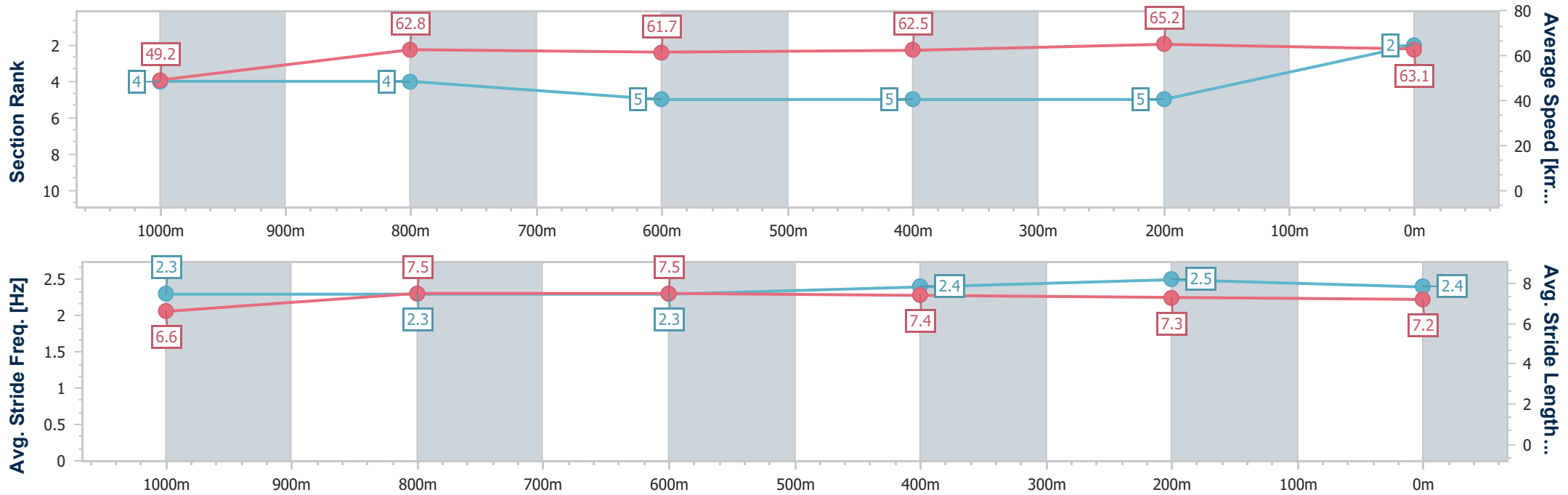
Race 6: IMPERIAL RACING Class 4 Handicap - 1200m

29 February 2024 - 16:04



Track Rating: Soft 5, Weather: Fine, Rail Position: +9.5m Entire

Section	Overall	1000m	800m	600m	400m	200m
Section Times	1:11.62 [2] (0:14.64)	0:56.98 [4] (0:11.42)	0:45.56 [4] (0:11.67)	0:33.89 [5] (0:11.45)	0:22.44 [5] (0:11.04)	0:11.40 [5] (0:11.40)
Average Speed [km/h]	49.2	62.8	61.7	62.5	65.2	63.1
Top Speed [km/h]	64.4	64.3	63.1	64.5	66.2	64.9
Avg. Dist. to Rail [m]	0.8	1.1	0.9	0.5	1.2	3.3
Avg. Stride Freq. [Hz]	2.3	2.3	2.3	2.4	2.5	2.4
Avg. Stride Length [m]	6.6	7.5	7.5	7.4	7.3	7.2



- [] Ranking at each section and finish
- .-.- No data available at this section
- NA No data available



Horse/Jockey Name	Bean Rocking
Final Rank	3
Fastest Section Time (Section)	0:11.27 (400m)
Top Speed [km/h] (Section)	65.1 (Overall)
Race State	Finished



Ipswich QLD Professional

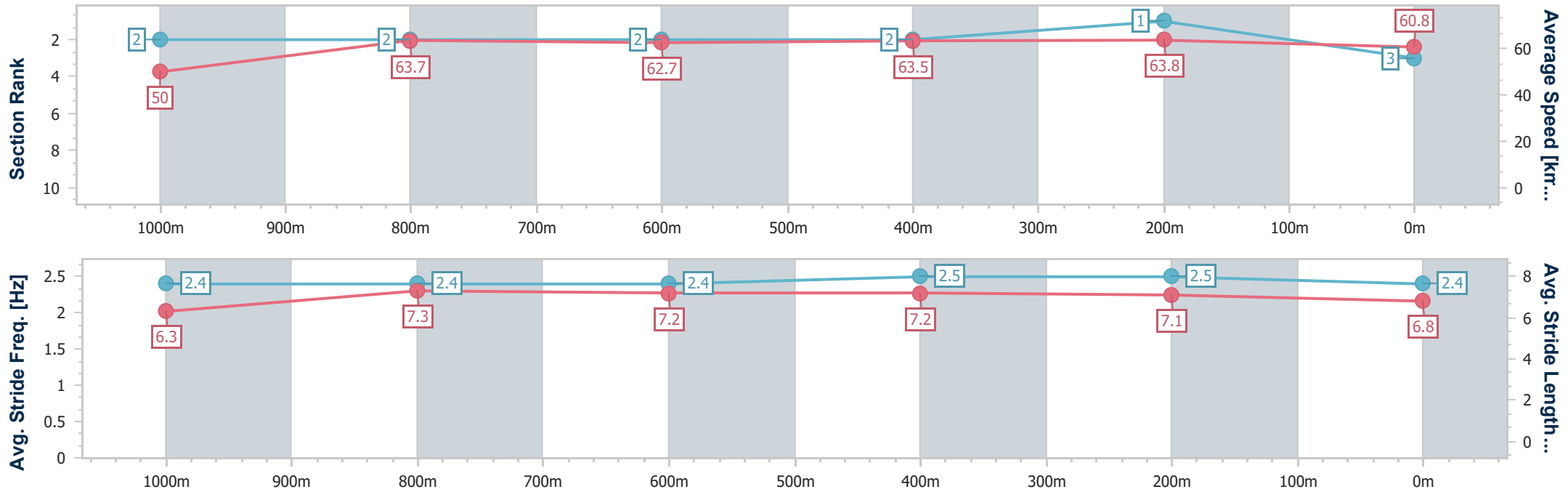
Race 6: IMPERIAL RACING Class 4 Handicap - 1200m

29 February 2024 - 16:04



Track Rating: Soft 5, Weather: Fine, Rail Position: +9.5m Entire

Section	Overall	1000m	800m	600m	400m	200m
Section Times	1:11.63 [3] (0:14.41)	0:57.22 [2] (0:11.34)	0:45.88 [2] (0:11.46)	0:34.42 [2] (0:11.30)	0:23.12 [2] (0:11.27)	0:11.85 [1] (0:11.85)
Average Speed [km/h]	50.0	63.7	62.7	63.5	63.8	60.8
Top Speed [km/h]	65.1	64.5	64.3	64.9	64.9	63.3
Avg. Dist. to Rail [m]	5.2	1.0	0.3	0.6	0.3	1.3
Avg. Stride Freq. [Hz]	2.4	2.4	2.4	2.5	2.5	2.4
Avg. Stride Length [m]	6.3	7.3	7.2	7.2	7.1	6.8



- [] Ranking at each section and finish
- .-.- No data available at this section
- NA No data available



Horse/Jockey Name	Centre Bounce
Final Rank	4
Fastest Section Time (Section)	0:11.26 (600m)
Top Speed [km/h] (Section)	65.8 (600m)
Race State	Finished



Ipswich QLD Professional

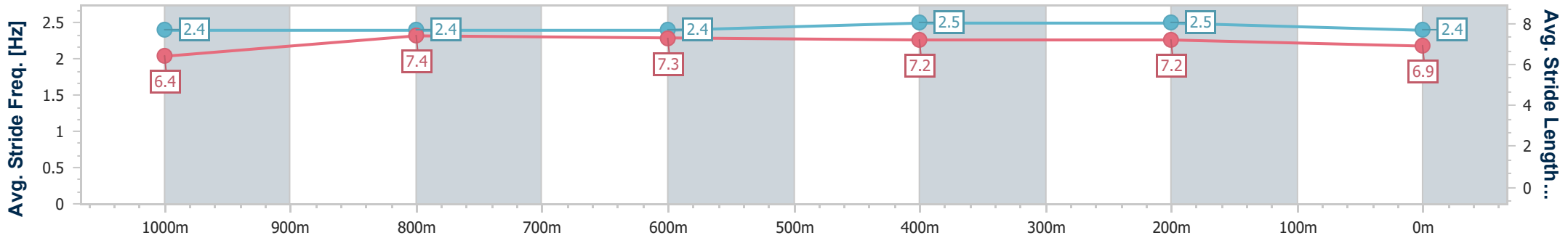
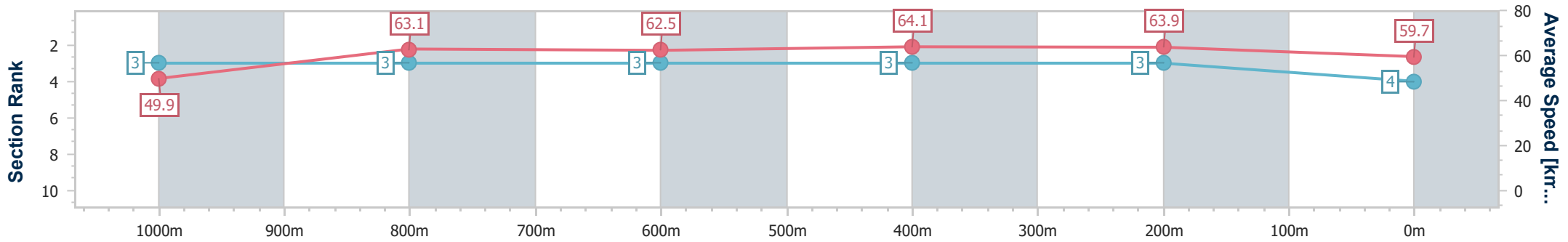
Race 6: IMPERIAL RACING Class 4 Handicap - 1200m

29 February 2024 - 16:04



Track Rating: Soft 5, Weather: Fine, Rail Position: +9.5m Entire

Section	Overall	1000m	800m	600m	400m	200m
Section Times	1:12.02 [4] (0:14.42)	0:57.60 [3] (0:11.42)	0:46.18 [3] (0:11.52)	0:34.66 [3] (0:11.26)	0:23.40 [3] (0:11.34)	0:12.06 [3] (0:12.06)
Average Speed [km/h]	49.9	63.1	62.5	64.1	63.9	59.7
Top Speed [km/h]	63.6	63.7	63.5	65.8	64.3	63.2
Avg. Dist. to Rail [m]	3.1	0.7	0.2	0.7	1.8	3.2
Avg. Stride Freq. [Hz]	2.4	2.4	2.4	2.5	2.5	2.4
Avg. Stride Length [m]	6.4	7.4	7.3	7.2	7.2	6.9



- [] Ranking at each section and finish
- .-.- No data available at this section
- NA No data available



Horse/Jockey Name	Calgary King
Final Rank	5
Fastest Section Time (Section)	0:11.17 (600m)
Top Speed [km/h] (Section)	66.5 (600m)
Race State	Finished



Ipswich QLD Professional

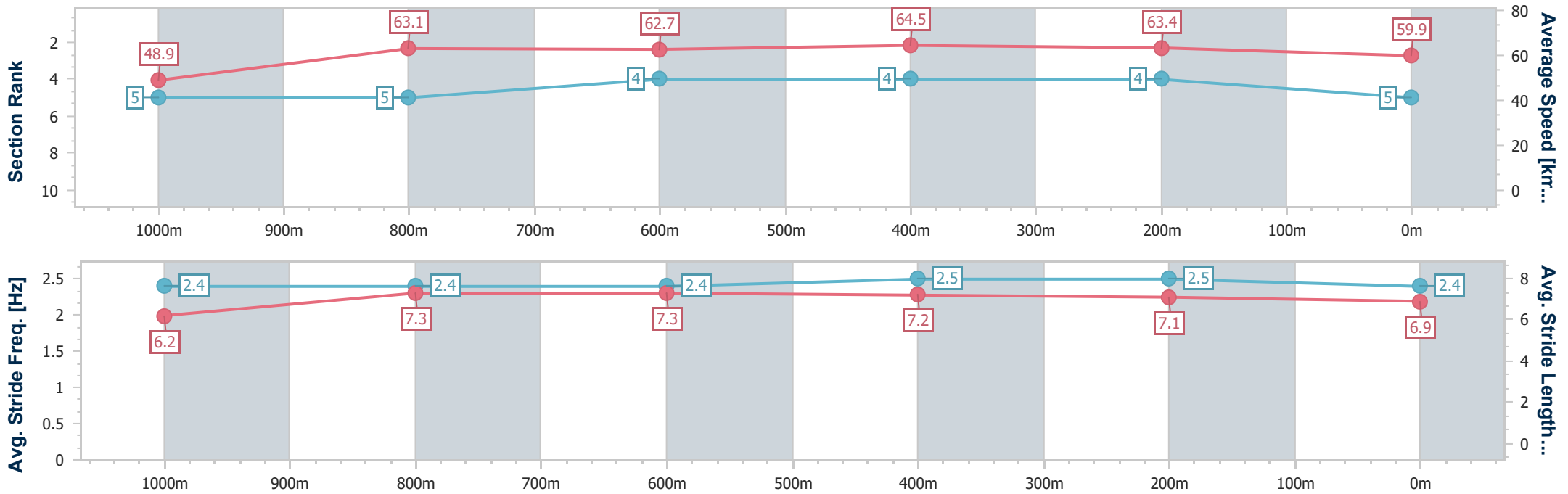
Race 6: IMPERIAL RACING Class 4 Handicap - 1200m

29 February 2024 - 16:04



Track Rating: Soft 5, Weather: Fine, Rail Position: +9.5m Entire

Section	Overall	1000m	800m	600m	400m	200m
Section Times	1:12.27 [5] (0:14.70)	0:57.57 [5] (0:11.46)	0:46.11 [5] (0:11.43)	0:34.68 [4] (0:11.17)	0:23.51 [4] (0:11.45)	0:12.06 [4]
Average Speed [km/h]	48.9	63.1	62.7	64.5	63.4	59.9
Top Speed [km/h]	62.4	63.7	63.6	66.5	64.1	62.4
Avg. Dist. to Rail [m]	1.9	0.2	0.7	0.7	3.3	5.7
Avg. Stride Freq. [Hz]	2.4	2.4	2.4	2.5	2.5	2.4
Avg. Stride Length [m]	6.2	7.3	7.3	7.2	7.1	6.9



- [] Ranking at each section and finish
- .-.- No data available at this section
- NA No data available



Horse/Jockey Name	Reformist
Final Rank	6
Fastest Section Time (Section)	0:11.41 (800m)
Top Speed [km/h] (Section)	63.8 (600m)
Race State	Finished



Ipswich QLD Professional

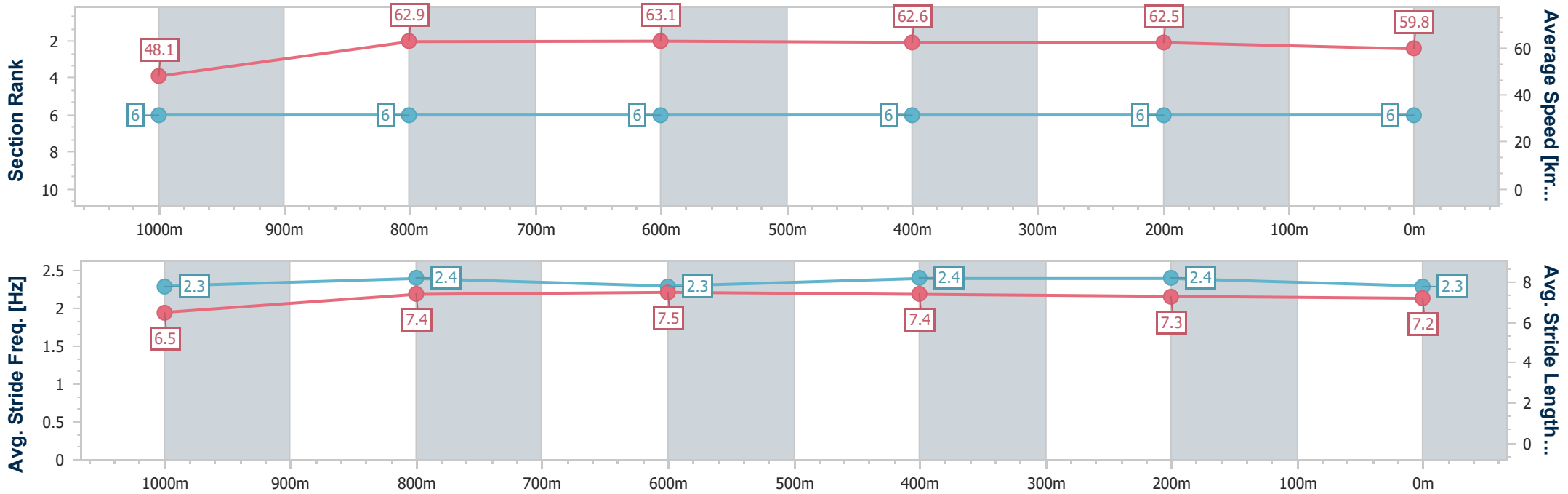
Race 6: IMPERIAL RACING Class 4 Handicap - 1200m

29 February 2024 - 16:04



Track Rating: Soft 5, Weather: Fine, Rail Position: +9.5m Entire

Section	Overall	1000m	800m	600m	400m	200m
Section Times	1:12.87 [6] (0:15.00)	0:57.87 [6] (0:11.44)	0:46.43 [6] (0:11.41)	0:35.02 [6] (0:11.43)	0:23.59 [6] (0:11.54)	0:12.05 [6] (0:12.05)
Average Speed [km/h]	48.1	62.9	63.1	62.6	62.5	59.8
Top Speed [km/h]	63.3	63.4	63.6	63.8	62.9	61.9
Avg. Dist. to Rail [m]	3.5	0.2	0.6	0.5	0.6	1.0
Avg. Stride Freq. [Hz]	2.3	2.4	2.3	2.4	2.4	2.3
Avg. Stride Length [m]	6.5	7.4	7.5	7.4	7.3	7.2



- [] Ranking at each section and finish
- .-.- No data available at this section
- NA No data available



Horse/Jockey Name	King Of Wanchai
Final Rank	7
Fastest Section Time (Section)	0:11.39 (800m)
Top Speed [km/h] (Section)	63.7 (1000m)
Race State	Finished



Ipswich QLD Professional

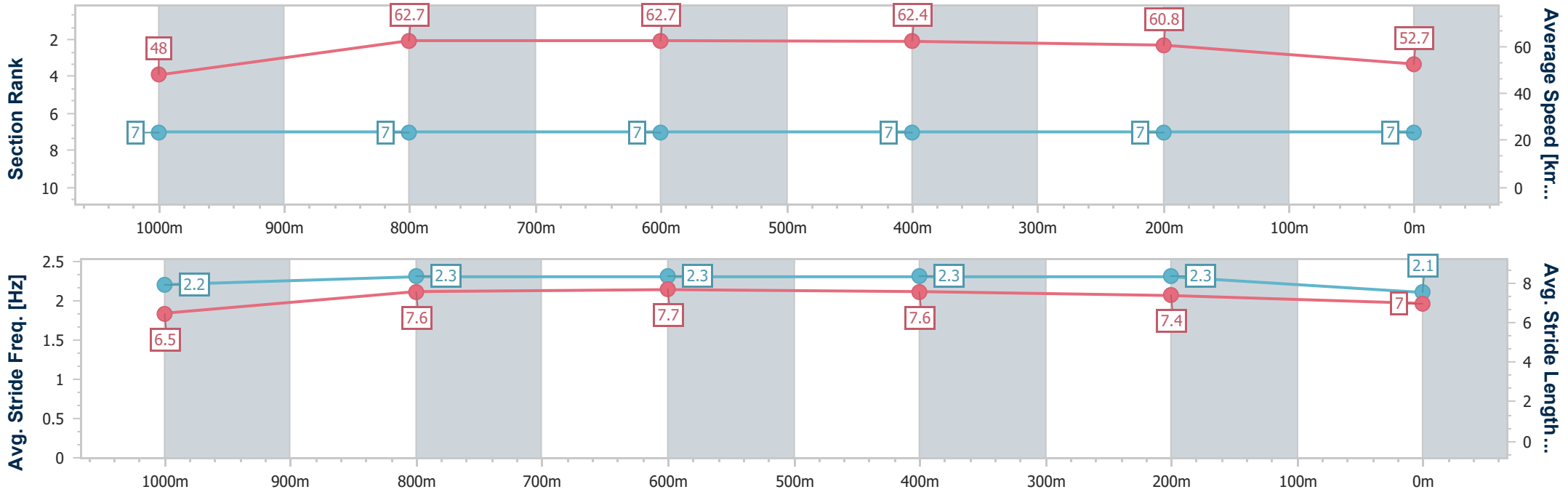
Race 6: IMPERIAL RACING Class 4 Handicap - 1200m

29 February 2024 - 16:04



Track Rating: Soft 5, Weather: Fine, Rail Position: +9.5m Entire

Section	Overall	1000m	800m	600m	400m	200m
Section Times	1:14.72 [7] (0:15.03)	0:59.69 [7] (0:11.44)	0:48.25 [7] (0:11.39)	0:36.86 [7] (0:11.45)	0:25.41 [7] (0:11.79)	0:13.62 [7] (0:13.62)
Average Speed [km/h]	48.0	62.7	62.7	62.4	60.8	52.7
Top Speed [km/h]	61.9	63.7	63.5	63.5	61.9	58.3
Avg. Dist. to Rail [m]	3.0	0.8	2.0	2.2	1.1	0.2
Avg. Stride Freq. [Hz]	2.2	2.3	2.3	2.3	2.3	2.1
Avg. Stride Length [m]	6.5	7.6	7.7	7.6	7.4	7.0



- [] Ranking at each section and finish
- .-.- No data available at this section
- NA No data available



Ipswich QLD Professional

Race 7: SCHWEPPE'S QTIS Three-Year-Old Maiden Plate - 1350m

29 February 2024 - 16:42



Track Rating: Soft 5, Weather: Fine, Rail Position: +9.5m Entire

Section		Field Times											
Overall	1200m	1000m	800m	600m	400m	Last 600m							
1:22.09 (0:11.19)	1:10.90 (0:11.27)	0:59.63 (0:11.91)	0:47.72 (0:12.11)	0:35.61 (0:11.87)	0:23.74 (0:11.71)	0:35.61							
Rank	TAB	Horse/Jockey	Barrier	Top Speed [km/h]	Fastest Section	Overall	1200m	1000m	800m	600m	400m	Last 600m	
												Distance Travelled [m]	
1	3	READY TO PARDON Ryan Maloney	3	64.4 1200m	0:11.38 Overall	1:22.09 [1] (0:11.38)	1:10.71 [3] (0:11.40)	0:59.31 [4] (0:11.92)	0:47.39 [4] (0:12.13)	0:35.26 [4] (0:11.81)	0:23.45 [4] (0:11.62)	0:35.26	
2	9	THE AUTHOR Kyle Wilson-Taylor	9	65.8 1200m	0:11.19 Overall	1:22.09 [2] (0:11.19)	1:10.90 [1] (0:11.28)	0:59.62 [2] (0:12.03)	0:47.59 [3] (0:11.98)	0:35.61 [1] (0:11.87)	0:23.74 [1] (0:11.71)	0:35.61 +0	
3	2	GYPSY POWER Jim Byrne	2	66.1 1200m	0:11.11 1200m	1:22.70 [3] (0:11.35)	1:11.35 [2] (0:11.11)	1:00.24 [1] (0:11.91)	0:48.33 [1] (0:12.17)	0:36.16 [2] (0:11.86)	0:24.30 [2] (0:11.81)	0:36.16 -4	
4	11	CONTRICK Alisha Donald	11	66.0 1200m	0:11.22 1200m	1:22.87 [4] (0:11.94)	1:10.93 [6] (0:11.22)	0:59.71 [7] (0:11.76)	0:47.95 [6] (0:12.13)	0:35.82 [6] (0:11.86)	0:23.96 [6] (0:11.85)	0:35.82 +2	
5	8	SHE'S WORTH IT Michael Cahill	8	65.7 1200m	0:11.17 1200m	1:23.02 [5] (0:11.95)	1:11.07 [7] (0:11.17)	0:59.90 [6] (0:11.82)	0:48.08 [7] (0:12.15)	0:35.93 [7] (0:11.88)	0:24.05 [7] (0:11.77)	0:35.93 +0	
6	13	BETTERSAIDTHANDONE Samantha Collett	13	64.6 1200m	0:11.36 1200m	1:23.13 [6] (0:12.29)	1:10.84 [10] (0:11.36)	0:59.48 [10] (0:11.72)	0:47.76 [10] (0:12.22)	0:35.54 [10] (0:11.90)	0:23.64 [10] (0:11.90)	0:35.54 -4	
7	10	YOU KAY SQUEEZE Kirk Matheson	10	64.0 1200m	0:11.39 1200m	1:23.13 [7] (0:12.00)	1:11.13 [8] (0:11.39)	0:59.74 [8] (0:11.73)	0:48.01 [8] (0:12.18)	0:35.83 [8] (0:11.78)	0:24.05 [8] (0:12.05)	0:35.83 -4	
8	12	OPTIMUS MAXIMUS Shania Willis	12	66.0 1200m	0:11.15 1200m	1:23.20 [8] (0:11.43)	1:11.77 [4] (0:11.15)	1:00.62 [3] (0:11.86)	0:48.76 [2] (0:12.27)	0:36.49 [3] (0:11.89)	0:24.60 [3] (0:11.99)	0:36.49 -3	
9	14	HILLSIDE ROAD Mark Du Plessis	14	65.1 1200m	0:11.28 1200m	1:23.25 [9] (0:11.74)	1:11.51 [5] (0:11.28)	1:00.23 [5] (0:11.74)	0:48.49 [5] (0:12.25)	0:36.24 [5] (0:11.80)	0:24.44 [5] (0:12.03)	0:36.24 -4	
10	6	ARTEZZA James Orman	6	65.0 1200m	0:11.23 1200m	1:24.13 [10] (0:12.20)	1:11.93 [9] (0:11.23)	1:00.70 [9] (0:11.74)	0:48.96 [9] (0:12.21)	0:36.75 [9] (0:11.94)	0:24.81 [9] (0:12.21)	0:36.75 +1	

Scratched: Cyberwars (#16), Capital Cee (#1), Zin Zan Ready (#4), Alaska De Lune (#5), Stella Enigma (#15), Westoak (#17), Hatasu (#7)

[] Ranking at each section and finish
 -:-:- No data available at this section
 NA No data available

SCN Saddle cloth number
 DNF Did not finish
 DNT Did not track



Ipswich QLD Professional

Race 7: SCHWEPPE'S QTIS Three-Year-Old Maiden Plate - 1350m

29 February 2024 - 16:42



Track Rating: Soft 5, Weather: Fine, Rail Position: +9.5m Entire

Section				200m				Last 600m	
Field Times				0:12.03 (0:12.03)				0:35.61	
Rank	TAB	Horse/Jockey	Barrier	Top Speed [km/h]	Fastest Section	Margin			Distance Travelled [m]
1	3	READY TO PARDON Ryan Maloney	3	64.4 1200m	0:11.38 Overall	0:11.83 [3] (0:11.83)	1:22.09		0:35.26
2	9	THE AUTHOR Kyle Wilson-Taylor	9	65.8 1200m	0:11.19 Overall	0:12.03 [1] (0:12.03)	0.01L		0:35.61 +0
3	2	GYPSY POWER Jim Byrne	2	66.1 1200m	0:11.11 1200m	0:12.49 [2] (0:12.49)	3.62L		0:36.16 -4
4	11	CONTRICK Alisha Donald	11	66.0 1200m	0:11.22 1200m	0:12.11 [6] (0:12.11)	4.62L		0:35.82 +2
5	8	SHE'S WORTH IT Michael Cahill	8	65.7 1200m	0:11.17 1200m	0:12.28 [5] (0:12.28)	5.48L		0:35.93 +0
6	13	BETTERSAIDTHANDONE Samantha Collett	13	64.6 1200m	0:11.36 1200m	0:11.74 [9] (0:11.74)	6.14L		0:35.54 -4
7	10	YOU KAY SQUEEZE Kirk Matheson	10	64.0 1200m	0:11.39 1200m	0:12.00 [8] (0:12.00)	6.14L		0:35.83 -4
8	12	OPTIMUS MAXIMUS Shania Willis	12	66.0 1200m	0:11.15 1200m	0:12.61 [4] (0:12.61)	6.51L		0:36.49 -3
9	14	HILLSIDE ROAD Mark Du Plessis	14	65.1 1200m	0:11.28 1200m	0:12.41 [7] (0:12.41)	6.86L		0:36.24 -4
10	6	ARTEZZA James Orman	6	65.0 1200m	0:11.23 1200m	0:12.60 [10] (0:12.60)	11.98L		0:36.75 +1

Scratched: Cyberwars (#16), Capital Cee (#1), Zin Zan Ready (#4), Alaska De Lune (#5), Stella Enigma (#15), Westoak (#17), Hatasu (#7)

[] Ranking at each section and finish
 -:-:- No data available at this section
 NA No data available

SCN Saddle cloth number
 DNF Did not finish
 DNT Did not track



Horse/Jockey Name	Ready To Pardon
Final Rank	1
Fastest Section Time (Section)	0:11.38 (Overall)
Top Speed [km/h] (Section)	64.4 (1200m)
Race State	Finished



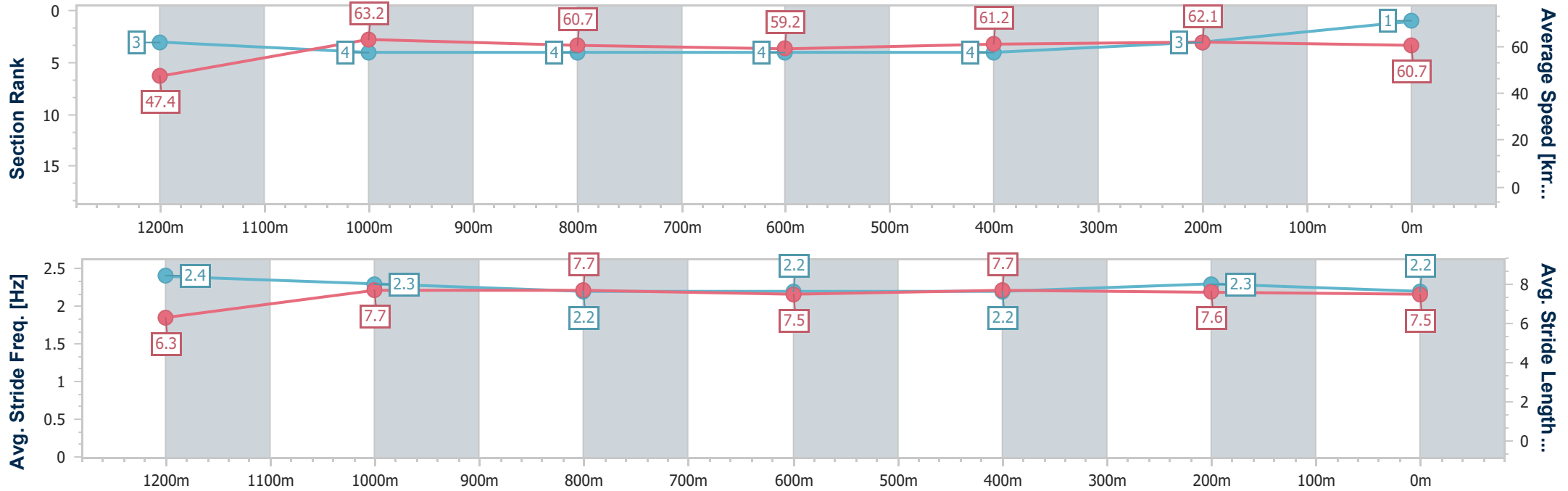
Ipswich QLD Professional
Race 7: SCHWEPPE'S QTIS Three-Year-Old Maiden Plate - 1350m



29 February 2024 - 16:42

Track Rating: Soft 5, Weather: Fine, Rail Position: +9.5m Entire

Section	Overall	1200m	1000m	800m	600m	400m	200m
Section Times	1:22.09 [1] (0:11.38)	1:10.71 [3] (0:11.40)	0:59.31 [4] (0:11.92)	0:47.39 [4] (0:12.13)	0:35.26 [4] (0:11.81)	0:23.45 [4] (0:11.62)	0:11.83 [3] (0:11.83)
Average Speed [km/h]	47.4	63.2	60.7	59.2	61.2	62.1	60.7
Top Speed [km/h]	63.7	64.4	62.3	61.0	61.5	63.1	62.3
Avg. Dist. to Rail [m]	1.0	1.1	0.6	0.3	0.3	1.5	2.6
Avg. Stride Freq. [Hz]	2.4	2.3	2.2	2.2	2.2	2.3	2.2
Avg. Stride Length [m]	6.3	7.7	7.7	7.5	7.7	7.6	7.5



- [] Ranking at each section and finish
- .-.- No data available at this section
- NA No data available



Horse/Jockey Name	The Author
Final Rank	2
Fastest Section Time (Section)	0:11.19 (Overall)
Top Speed [km/h] (Section)	65.8 (1200m)
Race State	Finished



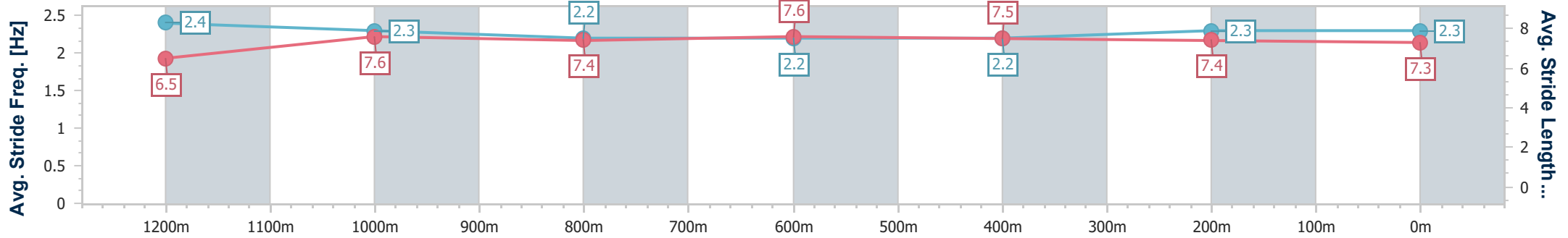
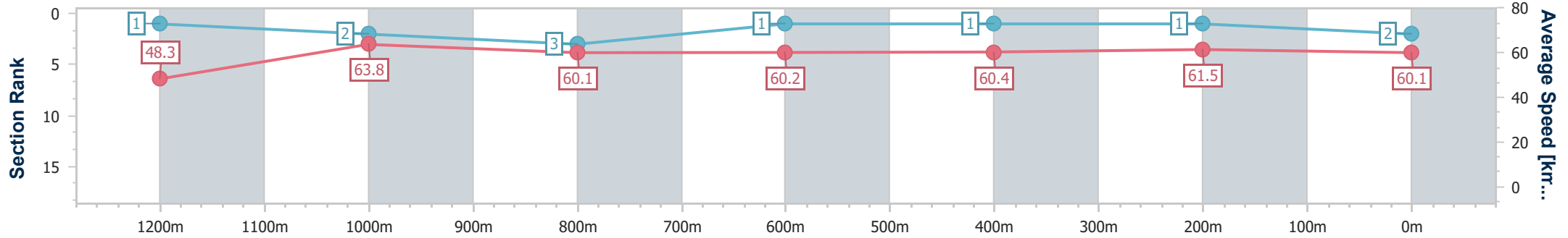
Ipswich QLD Professional
Race 7: SCHWEPPE'S QTIS Three-Year-Old Maiden Plate - 1350m



29 February 2024 - 16:42

Track Rating: Soft 5, Weather: Fine, Rail Position: +9.5m Entire

Section	Overall	1200m	1000m	800m	600m	400m	200m
Section Times	1:22.09 [2] (0:11.19)	1:10.90 [1] (0:11.28)	0:59.62 [2] (0:12.03)	0:47.59 [3] (0:11.98)	0:35.61 [1] (0:11.87)	0:23.74 [1] (0:11.71)	0:12.03 [1] (0:12.03)
Average Speed [km/h]	48.3	63.8	60.1	60.2	60.4	61.5	60.1
Top Speed [km/h]	65.2	65.8	62.6	61.0	61.2	62.1	61.4
Avg. Dist. to Rail [m]	4.6	1.5	1.2	0.3	0.4	0.4	1.5
Avg. Stride Freq. [Hz]	2.4	2.3	2.2	2.2	2.2	2.3	2.3
Avg. Stride Length [m]	6.5	7.6	7.4	7.6	7.5	7.4	7.3



- [] Ranking at each section and finish
- .-.- No data available at this section
- NA No data available



Horse/Jockey Name	Gypsy Power
Final Rank	3
Fastest Section Time (Section)	0:11.11 (1200m)
Top Speed [km/h] (Section)	66.1 (1200m)
Race State	Finished



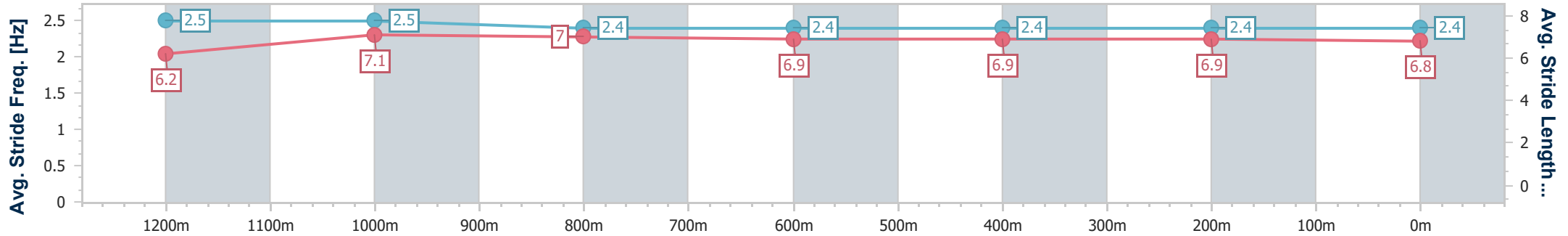
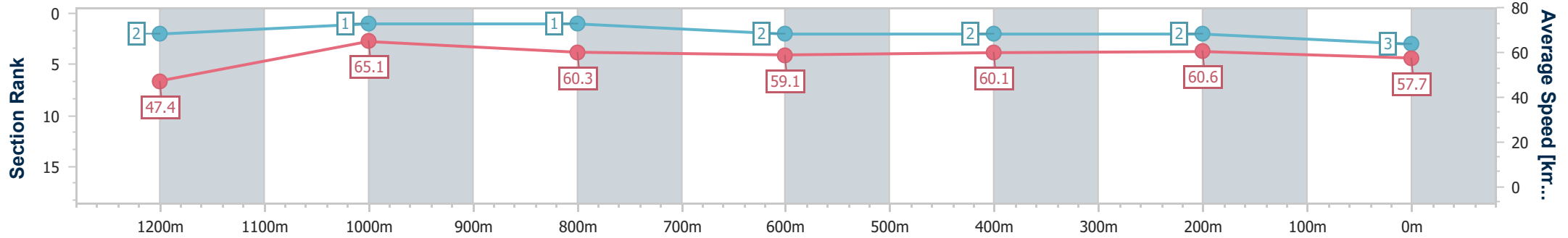
Ipswich QLD Professional
 Race 7: SCHWEPPE'S QTIS Three-Year-Old Maiden Plate - 1350m



29 February 2024 - 16:42

Track Rating: Soft 5, Weather: Fine, Rail Position: +9.5m Entire

Section	Overall	1200m	1000m	800m	600m	400m	200m
Section Times	1:22.70 [3] (0:11.35)	1:11.35 [2] (0:11.11)	1:00.24 [1] (0:11.91)	0:48.33 [1] (0:12.17)	0:36.16 [2] (0:11.86)	0:24.30 [2] (0:11.81)	0:12.49 [2] (0:12.49)
Average Speed [km/h]	47.4	65.1	60.3	59.1	60.1	60.6	57.7
Top Speed [km/h]	65.8	66.1	63.4	60.8	60.8	61.1	60.2
Avg. Dist. to Rail [m]	2.5	0.9	0.4	0.6	1.8	1.8	0.9
Avg. Stride Freq. [Hz]	2.5	2.5	2.4	2.4	2.4	2.4	2.4
Avg. Stride Length [m]	6.2	7.1	7.0	6.9	6.9	6.9	6.8



- [] Ranking at each section and finish
- .-.- No data available at this section
- NA No data available



Horse/Jockey Name	Contrick
Final Rank	4
Fastest Section Time (Section)	0:11.22 (1200m)
Top Speed [km/h] (Section)	66.0 (1200m)
Race State	Finished



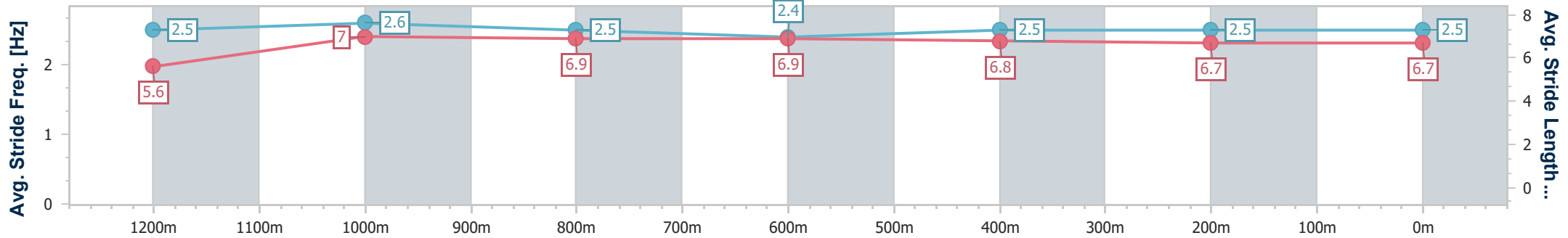
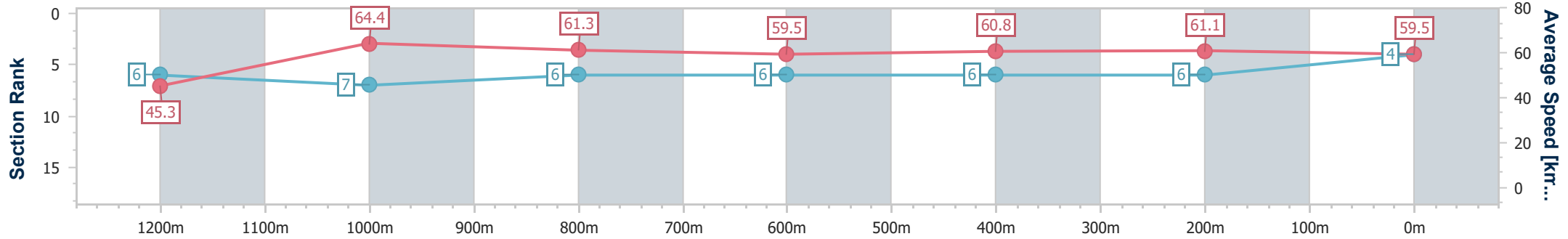
Ipswich QLD Professional
Race 7: SCHWEPPE'S QTIS Three-Year-Old Maiden Plate - 1350m



29 February 2024 - 16:42

Track Rating: Soft 5, Weather: Fine, Rail Position: +9.5m Entire

Section	Overall	1200m	1000m	800m	600m	400m	200m
Section Times	1:22.87 [4] (0:11.94)	1:10.93 [6] (0:11.22)	0:59.71 [7] (0:11.76)	0:47.95 [6] (0:12.13)	0:35.82 [6] (0:11.86)	0:23.96 [6] (0:11.85)	0:12.11 [6] (0:12.11)
Average Speed [km/h]	45.3	64.4	61.3	59.5	60.8	61.1	59.5
Top Speed [km/h]	65.4	66.0	63.5	61.6	61.8	62.4	61.5
Avg. Dist. to Rail [m]	3.6	1.5	0.9	0.3	0.7	2.3	3.8
Avg. Stride Freq. [Hz]	2.5	2.6	2.5	2.4	2.5	2.5	2.5
Avg. Stride Length [m]	5.6	7.0	6.9	6.9	6.8	6.7	6.7



- [] Ranking at each section and finish
- .-.- No data available at this section
- NA No data available



Horse/Jockey Name	She's Worth It
Final Rank	5
Fastest Section Time (Section)	0:11.17 (1200m)
Top Speed [km/h] (Section)	65.7 (1200m)
Race State	Finished



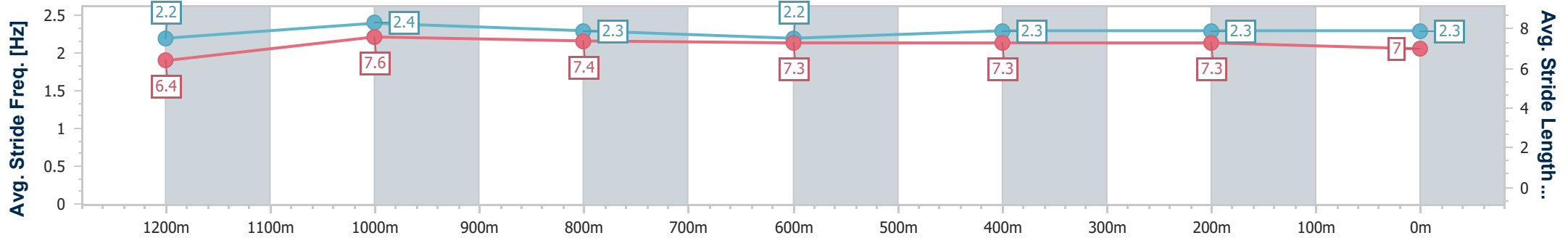
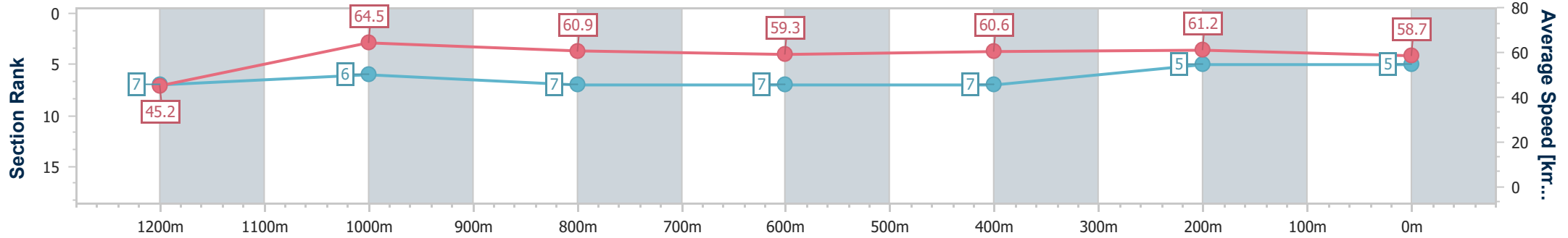
Ipswich QLD Professional
Race 7: SCHWEPPE'S QTIS Three-Year-Old Maiden Plate - 1350m



29 February 2024 - 16:42

Track Rating: Soft 5, Weather: Fine, Rail Position: +9.5m Entire

Section	Overall	1200m	1000m	800m	600m	400m	200m
Section Times	1:23.02 [5] (0:11.95)	1:11.07 [7] (0:11.17)	0:59.90 [6] (0:11.82)	0:48.08 [7] (0:12.15)	0:35.93 [7] (0:11.88)	0:24.05 [7] (0:11.77)	0:12.28 [5] (0:12.28)
Average Speed [km/h]	45.2	64.5	60.9	59.3	60.6	61.2	58.7
Top Speed [km/h]	64.5	65.7	63.0	61.2	62.0	62.0	61.4
Avg. Dist. to Rail [m]	2.5	1.0	0.5	0.1	0.3	1.1	2.0
Avg. Stride Freq. [Hz]	2.2	2.4	2.3	2.2	2.3	2.3	2.3
Avg. Stride Length [m]	6.4	7.6	7.4	7.3	7.3	7.3	7.0



- [] Ranking at each section and finish
- .-.- No data available at this section
- NA No data available



Horse/Jockey Name	Bettersaidthandone
Final Rank	6
Fastest Section Time (Section)	0:11.36 (1200m)
Top Speed [km/h] (Section)	64.6 (1200m)
Race State	Finished



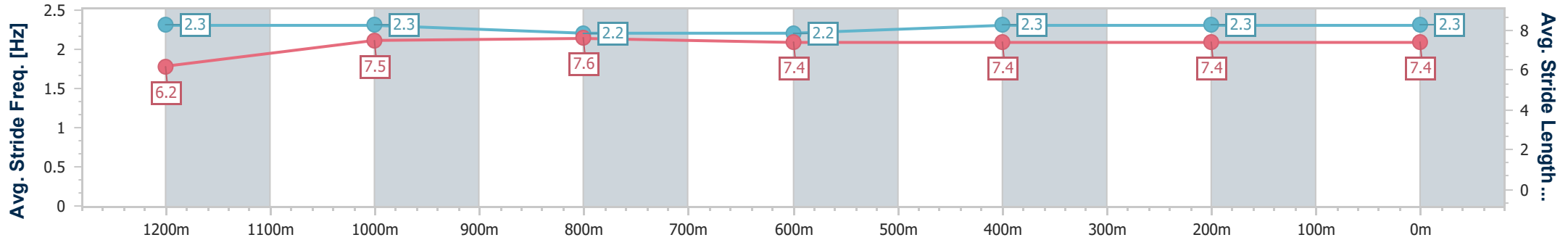
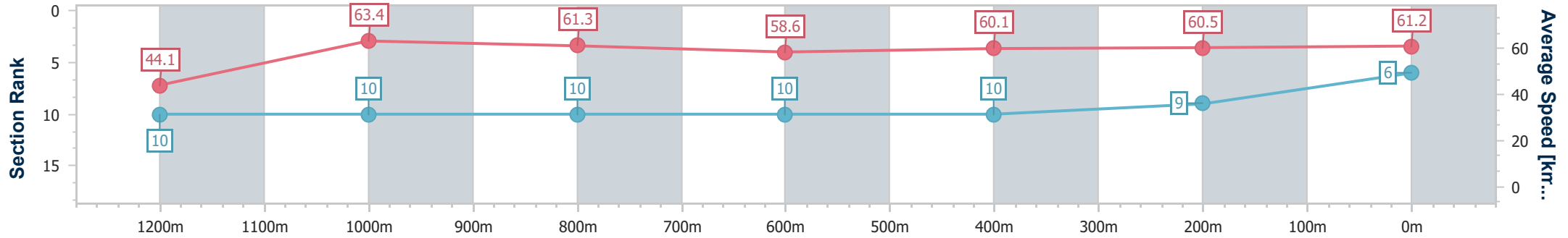
Ipswich QLD Professional
Race 7: SCHWEPPE'S QTIS Three-Year-Old Maiden Plate - 1350m



29 February 2024 - 16:42

Track Rating: Soft 5, Weather: Fine, Rail Position: +9.5m Entire

Section	Overall	1200m	1000m	800m	600m	400m	200m
Section Times	1:23.13 [6] (0:12.29)	1:10.84 [10] (0:11.36)	0:59.48 [10] (0:11.72)	0:47.76 [10] (0:12.22)	0:35.54 [10] (0:11.90)	0:23.64 [10] (0:11.90)	0:11.74 [9] (0:11.74)
Average Speed [km/h]	44.1	63.4	61.3	58.6	60.1	60.5	61.2
Top Speed [km/h]	63.0	64.6	63.8	60.2	60.8	60.9	62.7
Avg. Dist. to Rail [m]	1.9	0.6	0.5	1.2	1.6	1.2	3.5
Avg. Stride Freq. [Hz]	2.3	2.3	2.2	2.2	2.3	2.3	2.3
Avg. Stride Length [m]	6.2	7.5	7.6	7.4	7.4	7.4	7.4



- [] Ranking at each section and finish
- .-.- No data available at this section
- NA No data available



Horse/Jockey Name	You Kay Squeeze
Final Rank	7
Fastest Section Time (Section)	0:11.39 (1200m)
Top Speed [km/h] (Section)	64.0 (1200m)
Race State	Finished



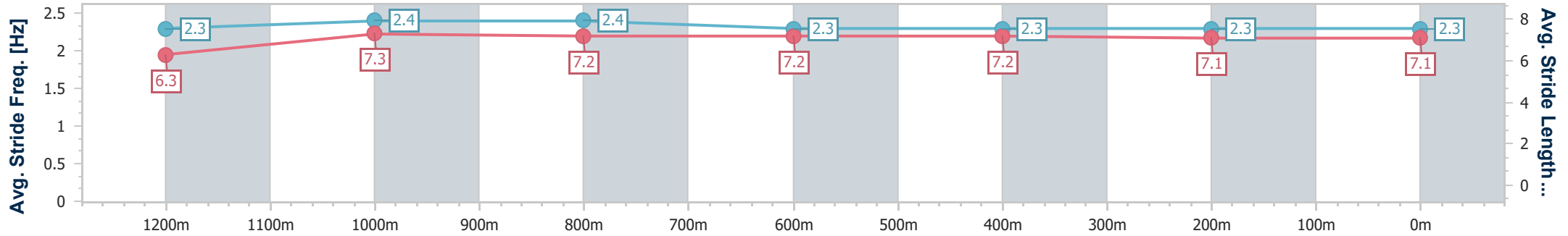
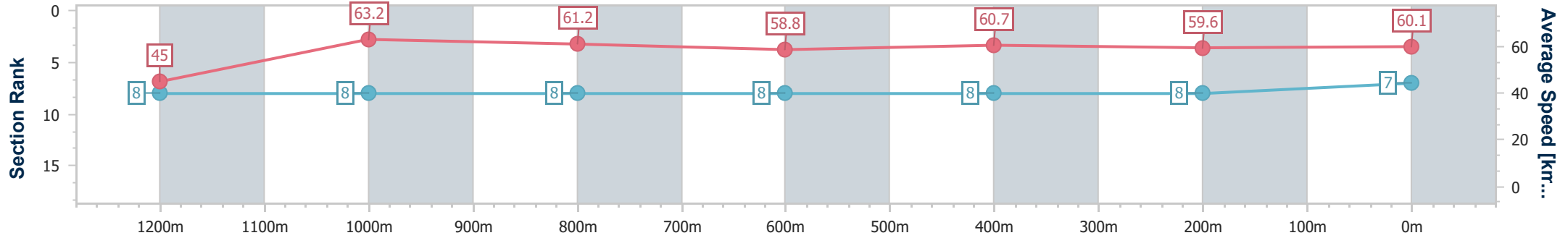
Ipswich QLD Professional
 Race 7: SCHWEPPE'S QTIS Three-Year-Old Maiden Plate - 1350m



29 February 2024 - 16:42

Track Rating: Soft 5, Weather: Fine, Rail Position: +9.5m Entire

Section	Overall	1200m	1000m	800m	600m	400m	200m
Section Times	1:23.13 [7] (0:12.00)	1:11.13 [8] (0:11.39)	0:59.74 [8] (0:11.73)	0:48.01 [8] (0:12.18)	0:35.83 [8] (0:11.78)	0:24.05 [8] (0:12.05)	0:12.00 [8] (0:12.00)
Average Speed [km/h]	45.0	63.2	61.2	58.8	60.7	59.6	60.1
Top Speed [km/h]	62.4	64.0	64.0	59.1	62.1	60.6	60.7
Avg. Dist. to Rail [m]	1.6	0.5	0.3	1.4	1.9	0.9	2.2
Avg. Stride Freq. [Hz]	2.3	2.4	2.4	2.3	2.3	2.3	2.3
Avg. Stride Length [m]	6.3	7.3	7.2	7.2	7.2	7.1	7.1



- [] Ranking at each section and finish
- .-.- No data available at this section
- NA No data available



Horse/Jockey Name	Optimus Maximus
Final Rank	8
Fastest Section Time (Section)	0:11.15 (1200m)
Top Speed [km/h] (Section)	66.0 (1200m)
Race State	Finished



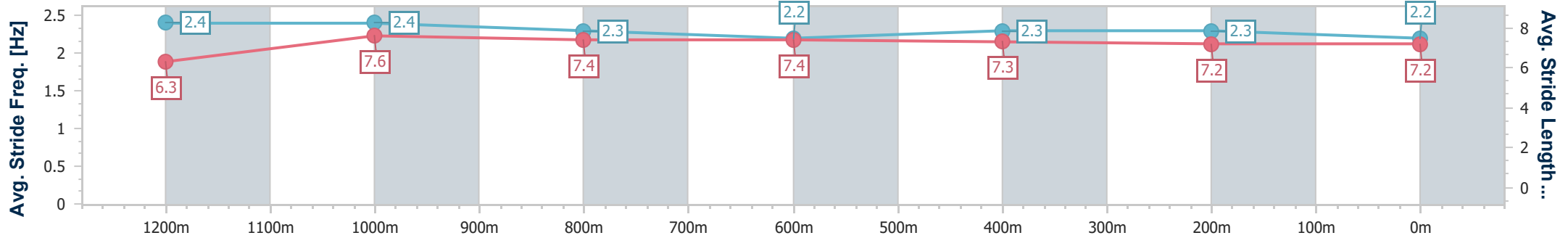
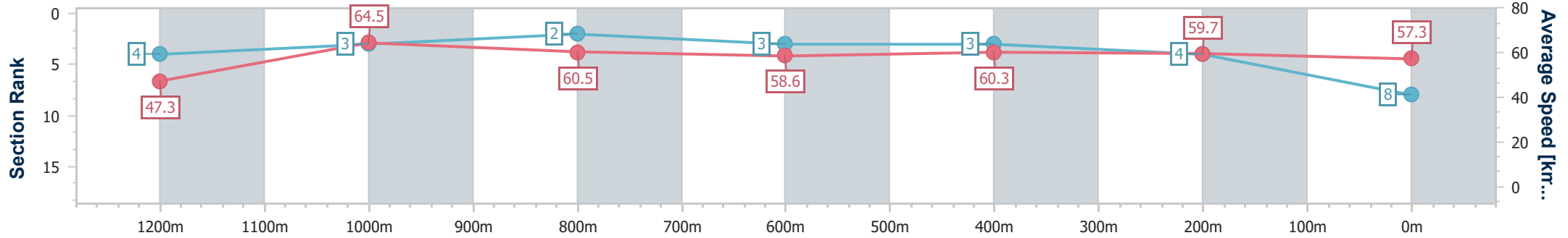
Ipswich QLD Professional
 Race 7: SCHWEPPE'S QTIS Three-Year-Old Maiden Plate - 1350m



29 February 2024 - 16:42

Track Rating: Soft 5, Weather: Fine, Rail Position: +9.5m Entire

Section	Overall	1200m	1000m	800m	600m	400m	200m
Section Times	1:23.20 [8] (0:11.43)	1:11.77 [4] (0:11.15)	1:00.62 [3] (0:11.86)	0:48.76 [2] (0:12.27)	0:36.49 [3] (0:11.89)	0:24.60 [3] (0:11.99)	0:12.61 [4] (0:12.61)
Average Speed [km/h]	47.3	64.5	60.5	58.6	60.3	59.7	57.3
Top Speed [km/h]	65.5	66.0	63.7	60.2	61.0	60.2	59.0
Avg. Dist. to Rail [m]	1.4	0.8	0.8	1.0	1.1	0.5	0.6
Avg. Stride Freq. [Hz]	2.4	2.4	2.3	2.2	2.3	2.3	2.2
Avg. Stride Length [m]	6.3	7.6	7.4	7.4	7.3	7.2	7.2



- [] Ranking at each section and finish
- .-.- No data available at this section
- NA No data available



Horse/Jockey Name	Hillside Road
Final Rank	9
Fastest Section Time (Section)	0:11.28 (1200m)
Top Speed [km/h] (Section)	65.1 (1200m)
Race State	Finished



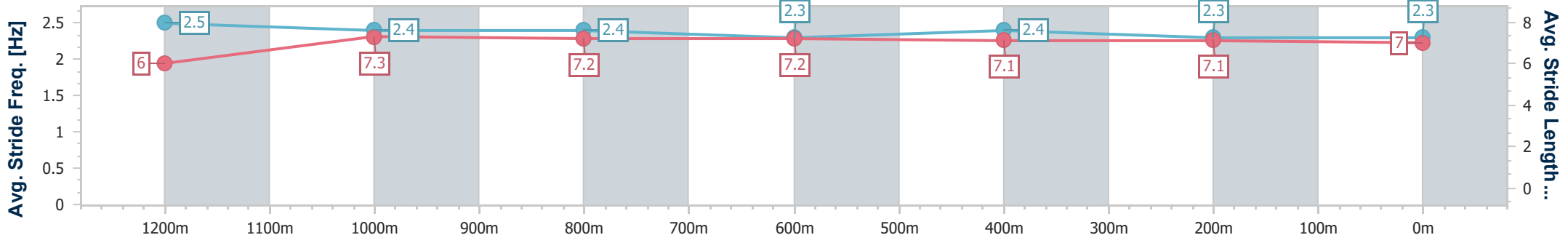
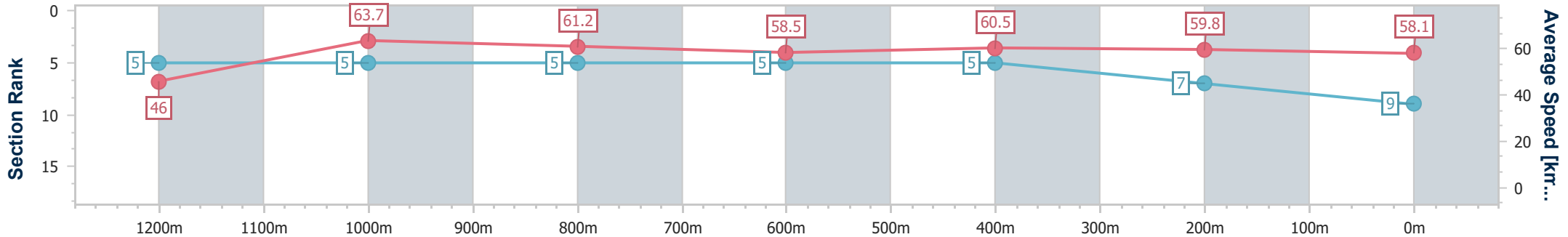
Ipswich QLD Professional
Race 7: SCHWEPPE'S QTIS Three-Year-Old Maiden Plate - 1350m



29 February 2024 - 16:42

Track Rating: Soft 5, Weather: Fine, Rail Position: +9.5m Entire

Section	Overall	1200m	1000m	800m	600m	400m	200m
Section Times	1:23.25 [9] (0:11.74)	1:11.51 [5] (0:11.28)	1:00.23 [5] (0:11.74)	0:48.49 [5] (0:12.25)	0:36.24 [5] (0:11.80)	0:24.44 [5] (0:12.03)	0:12.41 [7] (0:12.41)
Average Speed [km/h]	46.0	63.7	61.2	58.5	60.5	59.8	58.1
Top Speed [km/h]	64.4	65.1	63.8	59.7	61.9	60.4	59.2
Avg. Dist. to Rail [m]	1.6	0.6	0.6	1.3	2.0	0.4	0.9
Avg. Stride Freq. [Hz]	2.5	2.4	2.4	2.3	2.4	2.3	2.3
Avg. Stride Length [m]	6.0	7.3	7.2	7.2	7.1	7.1	7.0



- [] Ranking at each section and finish
- .-.- No data available at this section
- NA No data available



Horse/Jockey Name	Artezza
Final Rank	10
Fastest Section Time (Section)	0:11.23 (1200m)
Top Speed [km/h] (Section)	65.0 (1200m)
Race State	Finished



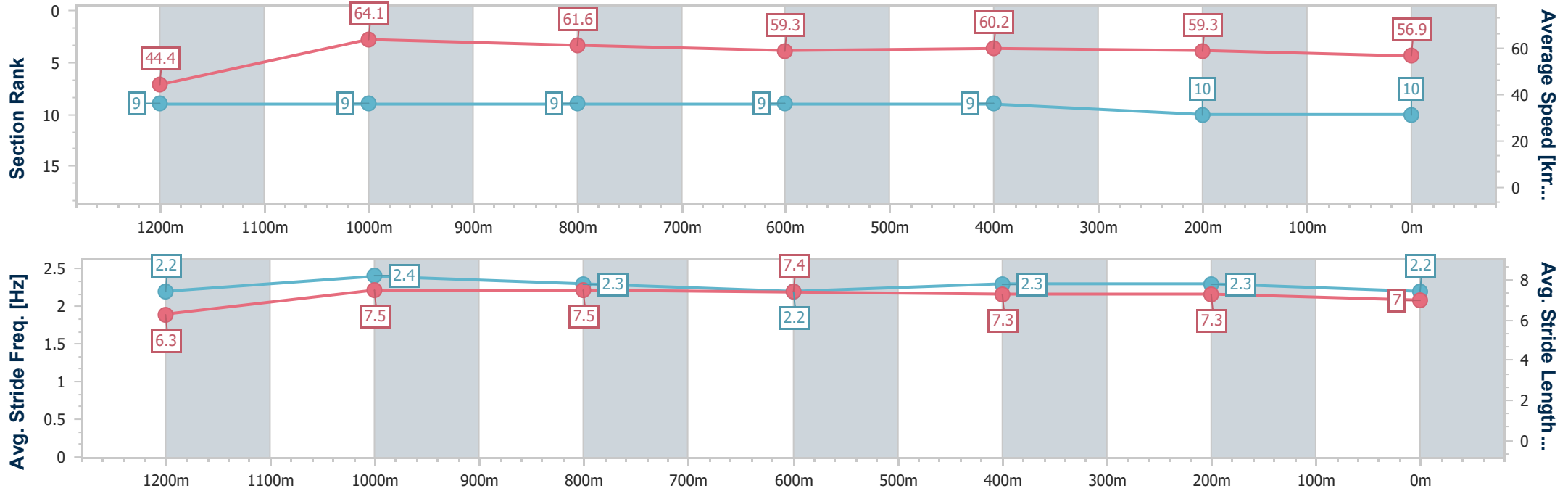
Ipswich QLD Professional
Race 7: SCHWEPPE'S QTIS Three-Year-Old Maiden Plate - 1350m



29 February 2024 - 16:42

Track Rating: Soft 5, Weather: Fine, Rail Position: +9.5m Entire

Section	Overall	1200m	1000m	800m	600m	400m	200m
Section Times	1:24.13 [10] (0:12.20)	1:11.93 [9] (0:11.23)	1:00.70 [9] (0:11.74)	0:48.96 [9] (0:12.21)	0:36.75 [9] (0:11.94)	0:24.81 [9] (0:12.21)	0:12.60 [10] (0:12.60)
Average Speed [km/h]	44.4	64.1	61.6	59.3	60.2	59.3	56.9
Top Speed [km/h]	63.2	65.0	64.9	61.0	61.6	60.2	59.0
Avg. Dist. to Rail [m]	3.8	1.1	1.5	0.3	0.5	1.4	3.2
Avg. Stride Freq. [Hz]	2.2	2.4	2.3	2.2	2.3	2.3	2.2
Avg. Stride Length [m]	6.3	7.5	7.5	7.4	7.3	7.3	7.0



- [] Ranking at each section and finish
- .-.- No data available at this section
- NA No data available

Ipswich QLD Professional

Race 8: MARCH SATURDAY RACING BENCHMARK 58 Handicap - 800m

29 February 2024 - 17:20

Track Rating: Soft 5, Weather: Fine, Rail Position: +9.5m Entire

Section										Last 600m	
Field Times		Overall	600m	400m	200m						
		0:46.30 (0:13.39)	0:32.91 (0:10.18)	0:22.73 (0:10.98)	0:11.75 (0:11.75)						0:32.91
Rank	TAB	Horse/Jockey	Barrier	Top Speed [km/h]	Fastest Section					Margin	Distance Travelled [m]
1	4	MISSION RIDGE Brodie Loy	4	71.1 600m	0:10.40 600m	0:46.30 [1] (0:13.86)	0:32.44 [7] (0:10.40)	0:22.04 [7] (0:10.62)	0:11.42 [4] (0:11.42)	0:46.30	0:32.44
2	9	SZABO Les Tilley	9	70.5 600m	0:10.37 600m	0:46.50 [2] (0:13.60)	0:32.90 [5] (0:10.37)	0:22.53 [4] (0:10.73)	0:11.80 [3] (0:11.80)	1.16L	0:32.90 -1
3	3	FLYING RUPERT Georgina Cartwright	3	72.3 600m	0:10.23 600m	0:46.51 [3] (0:13.39)	0:33.12 [1] (0:10.23)	0:22.89 [2] (0:10.93)	0:11.96 [1] (0:11.96)	1.24L	0:33.12 -2
4	6	FINAL ILLUSIONIST Mark Du Plessis	6	70.2 600m	0:10.53 600m	0:46.89 [4] (0:13.65)	0:33.24 [6] (0:10.53)	0:22.71 [5] (0:11.14)	0:11.57 [6] (0:11.57)	3.45L	0:33.24 -1
5	5	I AM THOR Jai Williams	5	72.3 600m	0:10.18 600m	0:46.94 [5] (0:13.39)	0:33.55 [2] (0:10.18)	0:23.37 [1] (0:11.07)	0:12.30 [2] (0:12.30)	3.76L	0:33.55 -3
6	10	MAIORI Damien Thornton	10	69.1 600m	0:10.68 600m	0:47.13 [6] (0:13.91)	0:33.22 [8] (0:10.68)	0:22.54 [8] (0:10.94)	0:11.60 [8] (0:11.60)	4.85L	0:33.22 +1
7	1	MR BROSE Emily Lang	1	69.3 600m	0:10.64 600m	0:47.18 [7] (0:14.13)	0:33.05 [9] (0:10.64)	0:22.41 [9] (0:10.94)	0:11.47 [9] (0:11.47)	5.15L	0:33.05 +2
8	11	BIZ CLASS Samantha Collett	11	69.6 600m	0:10.72 600m	0:47.27 [8] (0:13.47)	0:33.80 [3] (0:10.72)	0:23.08 [6] (0:11.20)	0:11.88 [7] (0:11.88)	5.71L	0:33.80 +0
9	13	YOU ESS ESS ARE Jim Byrne	13	70.8 600m	0:10.46 600m	0:47.30 [9] (0:13.48)	0:33.82 [4] (0:10.46)	0:23.36 [3] (0:11.23)	0:12.13 [5] (0:12.13)	5.85L	0:33.82 -2

Scratched: Jafuboy (#8), Bet Lucy (#14), Heiress (#7), Smiling Zac (#12), Heartoni (#2)



Horse/Jockey Name	Mission Ridge
Final Rank	1
Fastest Section Time (Section)	0:10.40 (600m)
Top Speed [km/h] (Section)	71.1 (600m)
Race State	Finished



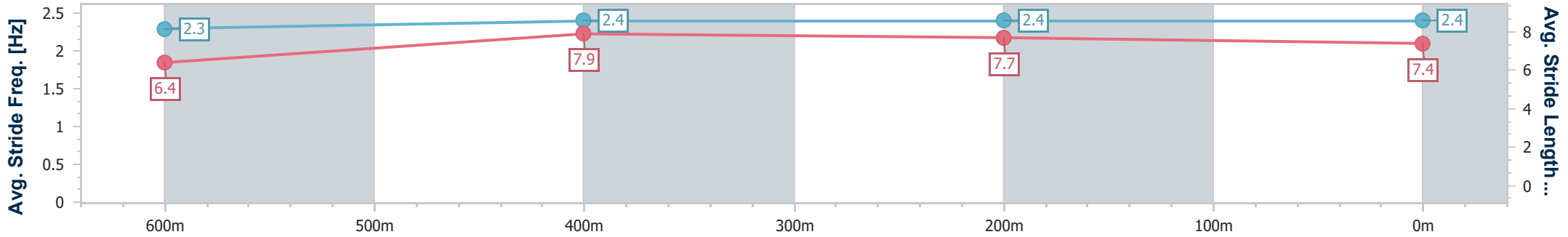
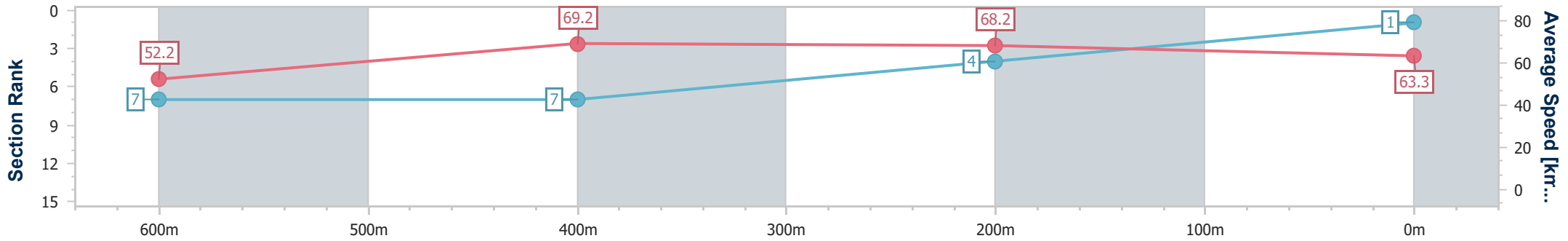
Ipswich QLD Professional
 Race 8: MARCH SATURDAY RACING BENCHMARK 58
 Handicap - 800m



29 February 2024 - 17:20

Track Rating: Soft 5, Weather: Fine, Rail Position: +9.5m Entire

Section	Overall	600m	400m	200m
Section Times	0:46.30 [1] (0:13.86)	0:32.44 [7] (0:10.40)	0:22.04 [7] (0:10.62)	0:11.42 [4] (0:11.42)
Average Speed [km/h]	52.2	69.2	68.2	63.3
Top Speed [km/h]	68.4	71.1	69.0	68.1
Avg. Dist. to Rail [m]	5.0	1.2	0.7	3.2
Avg. Stride Freq. [Hz]	2.3	2.4	2.4	2.4
Avg. Stride Length [m]	6.4	7.9	7.7	7.4



- [] Ranking at each section and finish
- .-.- No data available at this section
- NA No data available



Horse/Jockey Name	Szabo
Final Rank	2
Fastest Section Time (Section)	0:10.37 (600m)
Top Speed [km/h] (Section)	70.5 (600m)
Race State	Finished



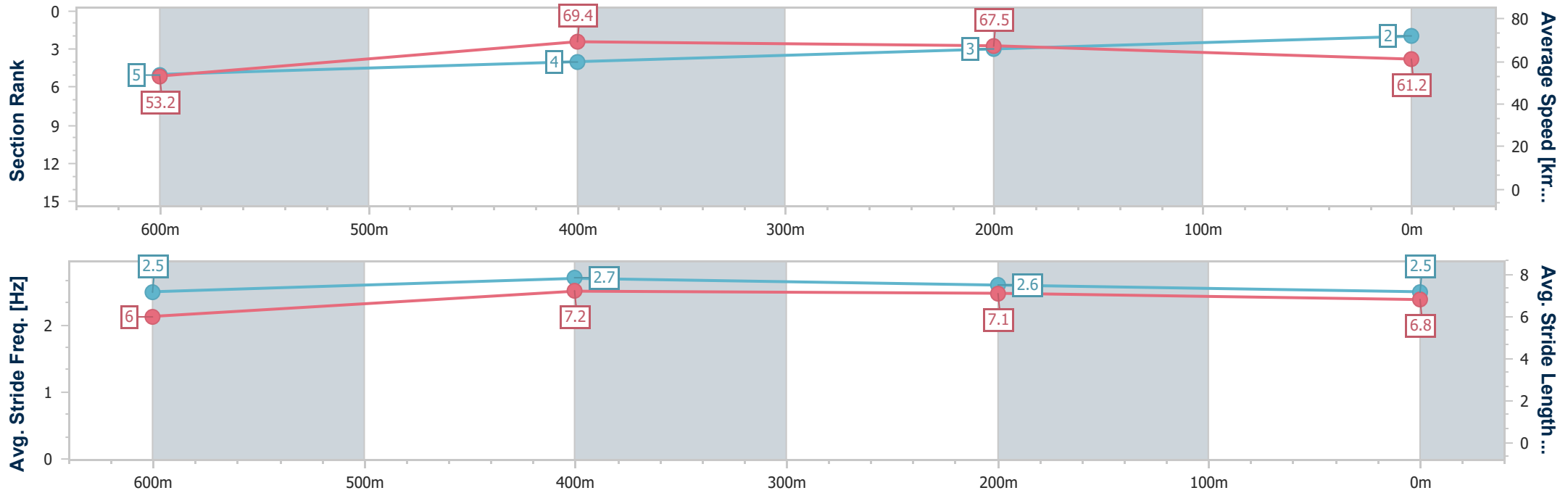
Ipswich QLD Professional
Race 8: MARCH SATURDAY RACING BENCHMARK 58
Handicap - 800m



29 February 2024 - 17:20

Track Rating: Soft 5, Weather: Fine, Rail Position: +9.5m Entire

Section	Overall	600m	400m	200m
Section Times	0:46.50 [2] (0:13.60)	0:32.90 [5] (0:10.37)	0:22.53 [4] (0:10.73)	0:11.80 [3] (0:11.80)
Average Speed [km/h]	53.2	69.4	67.5	61.2
Top Speed [km/h]	70.1	70.5	68.8	65.7
Avg. Dist. to Rail [m]	4.3	0.8	0.8	1.5
Avg. Stride Freq. [Hz]	2.5	2.7	2.6	2.5
Avg. Stride Length [m]	6.0	7.2	7.1	6.8



- [] Ranking at each section and finish
- .-.- No data available at this section
- NA No data available



Horse/Jockey Name	Flying Rupert
Final Rank	3
Fastest Section Time (Section)	0:10.23 (600m)
Top Speed [km/h] (Section)	72.3 (600m)
Race State	Finished



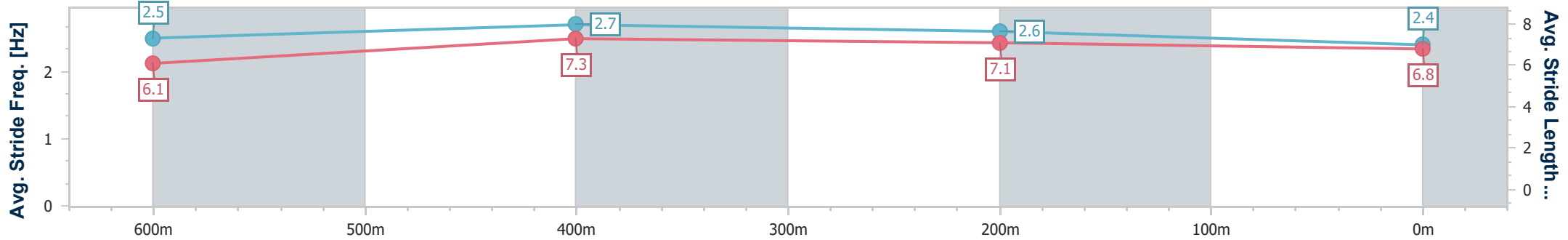
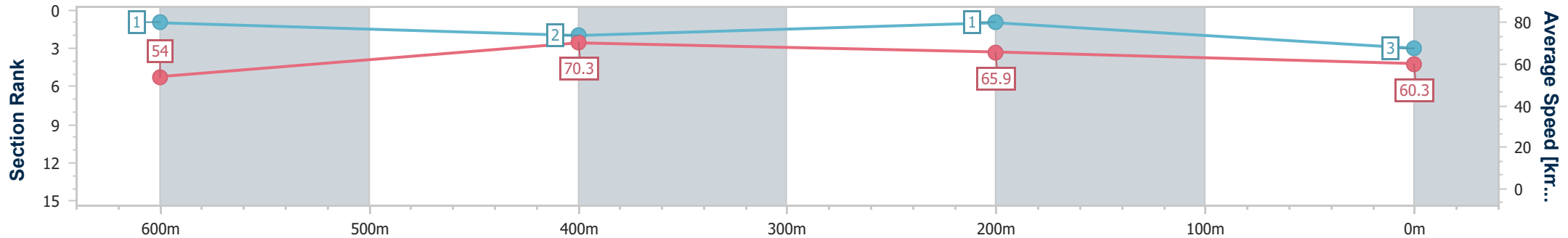
Ipswich QLD Professional
 Race 8: MARCH SATURDAY RACING BENCHMARK 58
 Handicap - 800m



29 February 2024 - 17:20

Track Rating: Soft 5, Weather: Fine, Rail Position: +9.5m Entire

Section	Overall	600m	400m	200m
Section Times	0:46.51 [3] (0:13.39)	0:33.12 [1] (0:10.23)	0:22.89 [2] (0:10.93)	0:11.96 [1] (0:11.96)
Average Speed [km/h]	54.0	70.3	65.9	60.3
Top Speed [km/h]	72.0	72.3	68.0	63.6
Avg. Dist. to Rail [m]	7.0	1.6	0.7	0.5
Avg. Stride Freq. [Hz]	2.5	2.7	2.6	2.4
Avg. Stride Length [m]	6.1	7.3	7.1	6.8



- [] Ranking at each section and finish
- .-.- No data available at this section
- NA No data available



Horse/Jockey Name	Final Illusionist
Final Rank	4
Fastest Section Time (Section)	0:10.53 (600m)
Top Speed [km/h] (Section)	70.2 (600m)
Race State	Finished



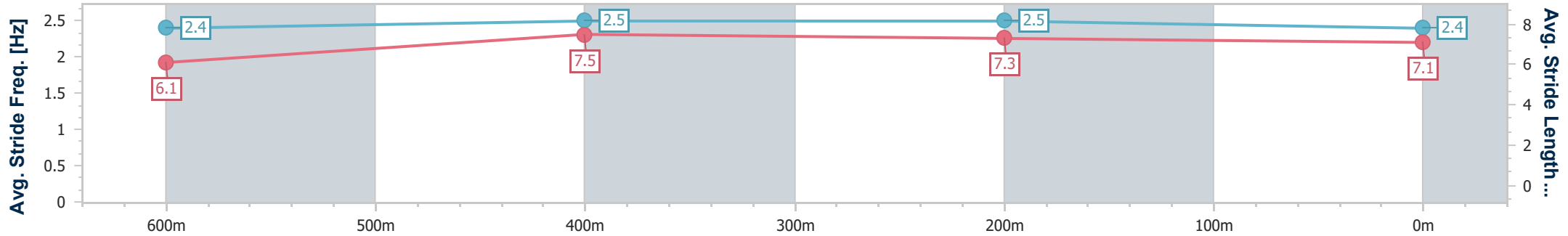
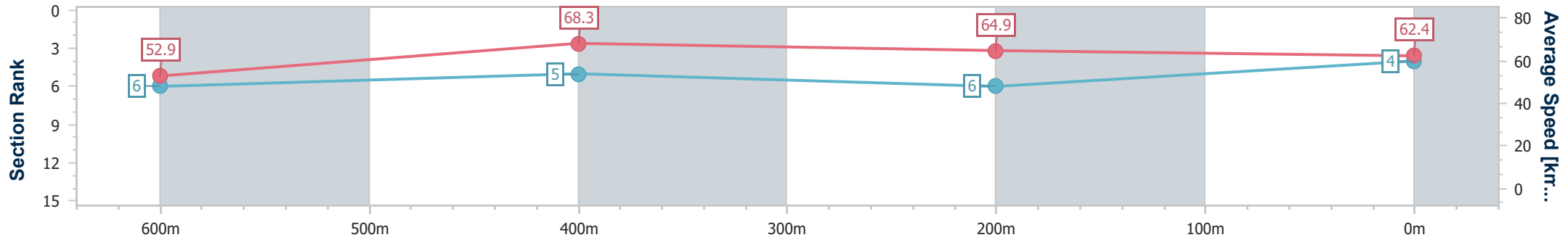
Ipswich QLD Professional
 Race 8: MARCH SATURDAY RACING BENCHMARK 58
 Handicap - 800m



29 February 2024 - 17:20

Track Rating: Soft 5, Weather: Fine, Rail Position: +9.5m Entire

Section	Overall	600m	400m	200m
Section Times	0:46.89 [4] (0:13.65)	0:33.24 [6] (0:10.53)	0:22.71 [5] (0:11.14)	0:11.57 [6] (0:11.57)
Average Speed [km/h]	52.9	68.3	64.9	62.4
Top Speed [km/h]	70.2	70.2	65.5	64.8
Avg. Dist. to Rail [m]	1.1	0.6	0.8	3.4
Avg. Stride Freq. [Hz]	2.4	2.5	2.5	2.4
Avg. Stride Length [m]	6.1	7.5	7.3	7.1



- [] Ranking at each section and finish
- .-.- No data available at this section
- NA No data available



Horse/Jockey Name	I Am Thor
Final Rank	5
Fastest Section Time (Section)	0:10.18 (600m)
Top Speed [km/h] (Section)	72.3 (600m)
Race State	Finished



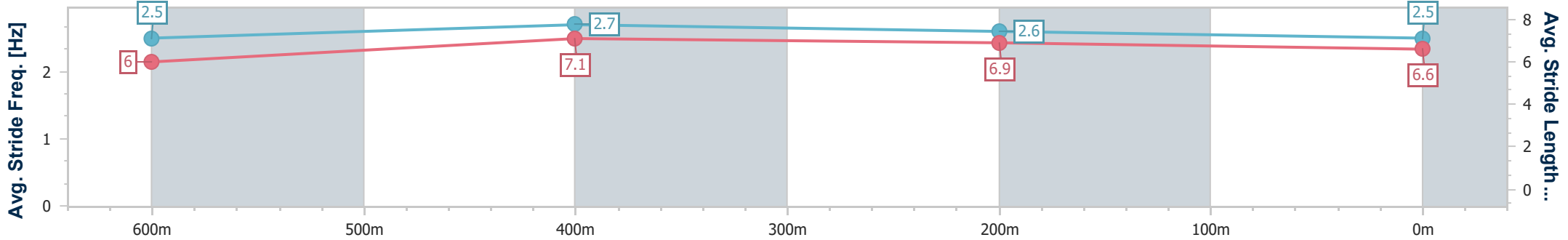
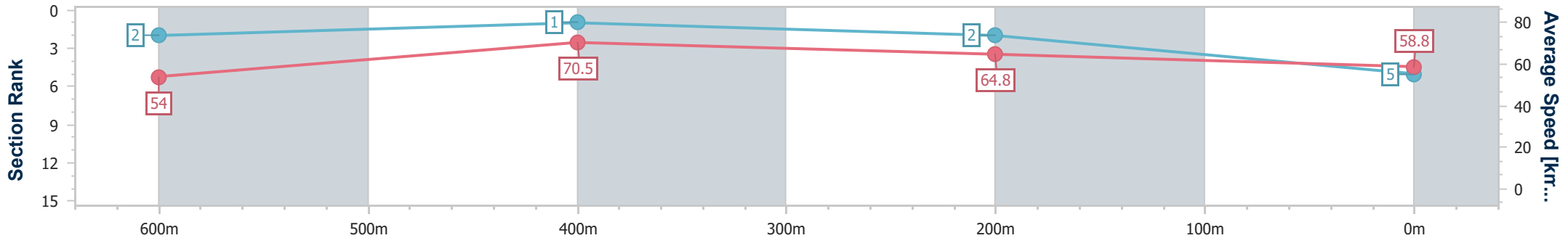
Ipswich QLD Professional
Race 8: MARCH SATURDAY RACING BENCHMARK 58
Handicap - 800m



29 February 2024 - 17:20

Track Rating: Soft 5, Weather: Fine, Rail Position: +9.5m Entire

Section	Overall	600m	400m	200m
Section Times	0:46.94 [5] (0:13.39)	0:33.55 [2] (0:10.18)	0:23.37 [1] (0:11.07)	0:12.30 [2] (0:12.30)
Average Speed [km/h]	54.0	70.5	64.8	58.8
Top Speed [km/h]	72.0	72.3	67.1	62.1
Avg. Dist. to Rail [m]	2.4	1.6	1.1	0.3
Avg. Stride Freq. [Hz]	2.5	2.7	2.6	2.5
Avg. Stride Length [m]	6.0	7.1	6.9	6.6



- [] Ranking at each section and finish
- .-.- No data available at this section
- NA No data available



Horse/Jockey Name	Maiori
Final Rank	6
Fastest Section Time (Section)	0:10.68 (600m)
Top Speed [km/h] (Section)	69.1 (600m)
Race State	Finished



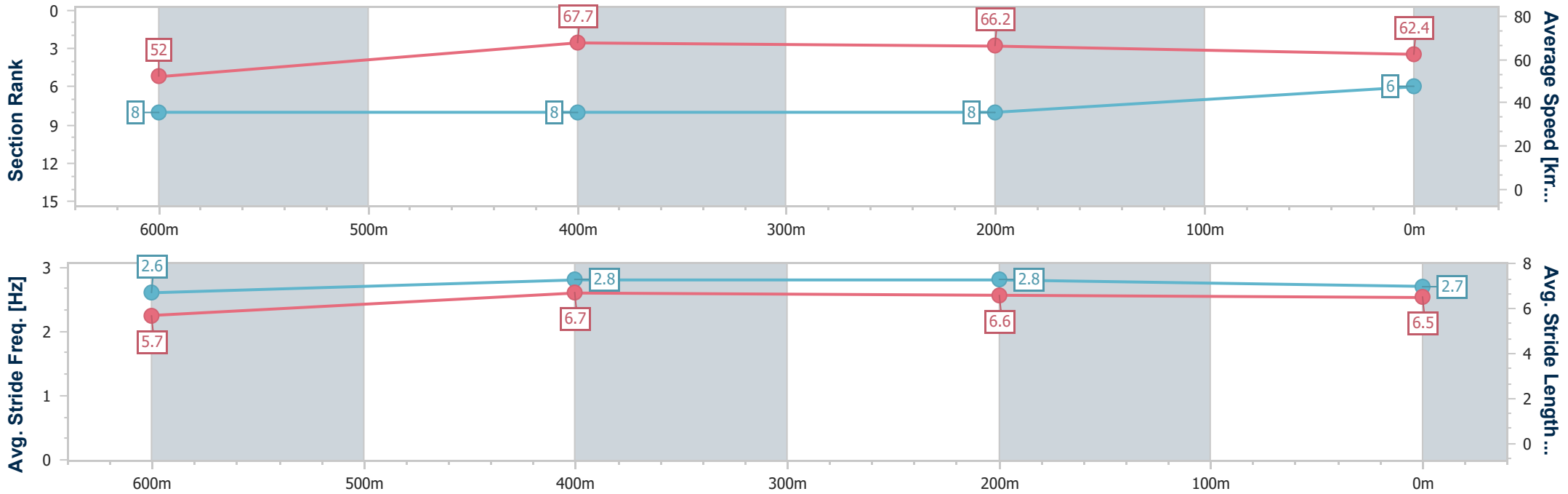
Ipswich QLD Professional
 Race 8: MARCH SATURDAY RACING BENCHMARK 58
 Handicap - 800m



29 February 2024 - 17:20

Track Rating: Soft 5, Weather: Fine, Rail Position: +9.5m Entire

Section	Overall	600m	400m	200m
Section Times	0:47.13 [6] (0:13.91)	0:33.22 [8] (0:10.68)	0:22.54 [8] (0:10.94)	0:11.60 [8] (0:11.60)
Average Speed [km/h]	52.0	67.7	66.2	62.4
Top Speed [km/h]	68.8	69.1	67.0	65.0
Avg. Dist. to Rail [m]	5.6	1.2	1.2	4.0
Avg. Stride Freq. [Hz]	2.6	2.8	2.8	2.7
Avg. Stride Length [m]	5.7	6.7	6.6	6.5



- [] Ranking at each section and finish
- .-.- No data available at this section
- NA No data available



Horse/Jockey Name	Mr Brose
Final Rank	7
Fastest Section Time (Section)	0:10.64 (600m)
Top Speed [km/h] (Section)	69.3 (600m)
Race State	Finished



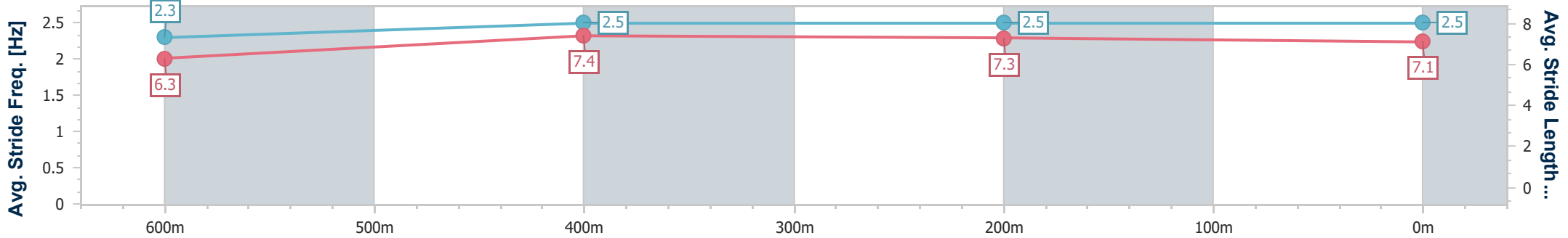
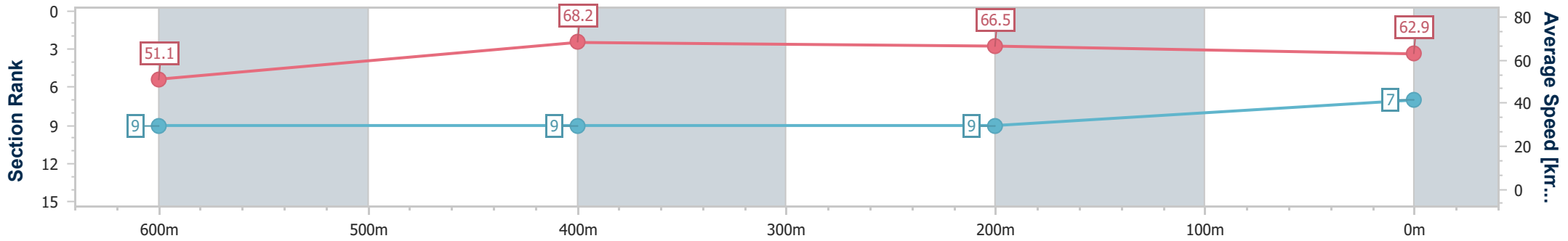
Ipswich QLD Professional
 Race 8: MARCH SATURDAY RACING BENCHMARK 58
 Handicap - 800m



29 February 2024 - 17:20

Track Rating: Soft 5, Weather: Fine, Rail Position: +9.5m Entire

Section	Overall	600m	400m	200m
Section Times	0:47.18 [7] (0:14.13)	0:33.05 [9] (0:10.64)	0:22.41 [9] (0:10.94)	0:11.47 [9] (0:11.47)
Average Speed [km/h]	51.1	68.2	66.5	62.9
Top Speed [km/h]	68.2	69.3	68.5	64.2
Avg. Dist. to Rail [m]	7.6	1.6	2.3	5.6
Avg. Stride Freq. [Hz]	2.3	2.5	2.5	2.5
Avg. Stride Length [m]	6.3	7.4	7.3	7.1



- [] Ranking at each section and finish
- .-.- No data available at this section
- NA No data available



Horse/Jockey Name	Biz Class
Final Rank	8
Fastest Section Time (Section)	0:10.72 (600m)
Top Speed [km/h] (Section)	69.6 (600m)
Race State	Finished



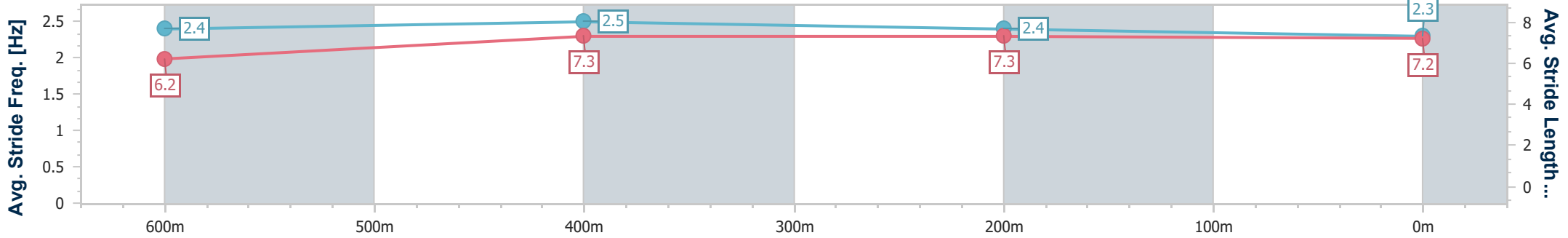
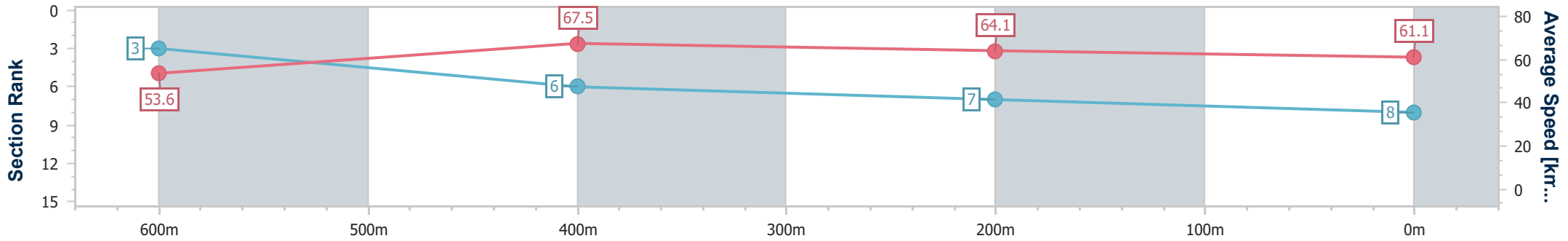
Ipswich QLD Professional
 Race 8: MARCH SATURDAY RACING BENCHMARK 58
 Handicap - 800m



29 February 2024 - 17:20

Track Rating: Soft 5, Weather: Fine, Rail Position: +9.5m Entire

Section	Overall	600m	400m	200m
Section Times	0:47.27 [8] (0:13.47)	0:33.80 [3] (0:10.72)	0:23.08 [6] (0:11.20)	0:11.88 [7] (0:11.88)
Average Speed [km/h]	53.6	67.5	64.1	61.1
Top Speed [km/h]	69.4	69.6	64.8	64.7
Avg. Dist. to Rail [m]	1.8	0.5	0.5	2.4
Avg. Stride Freq. [Hz]	2.4	2.5	2.4	2.3
Avg. Stride Length [m]	6.2	7.3	7.3	7.2



- [] Ranking at each section and finish
- .-.- No data available at this section
- NA No data available



Horse/Jockey Name	You Ess Ess Are
Final Rank	9
Fastest Section Time (Section)	0:10.46 (600m)
Top Speed [km/h] (Section)	70.8 (600m)
Race State	Finished



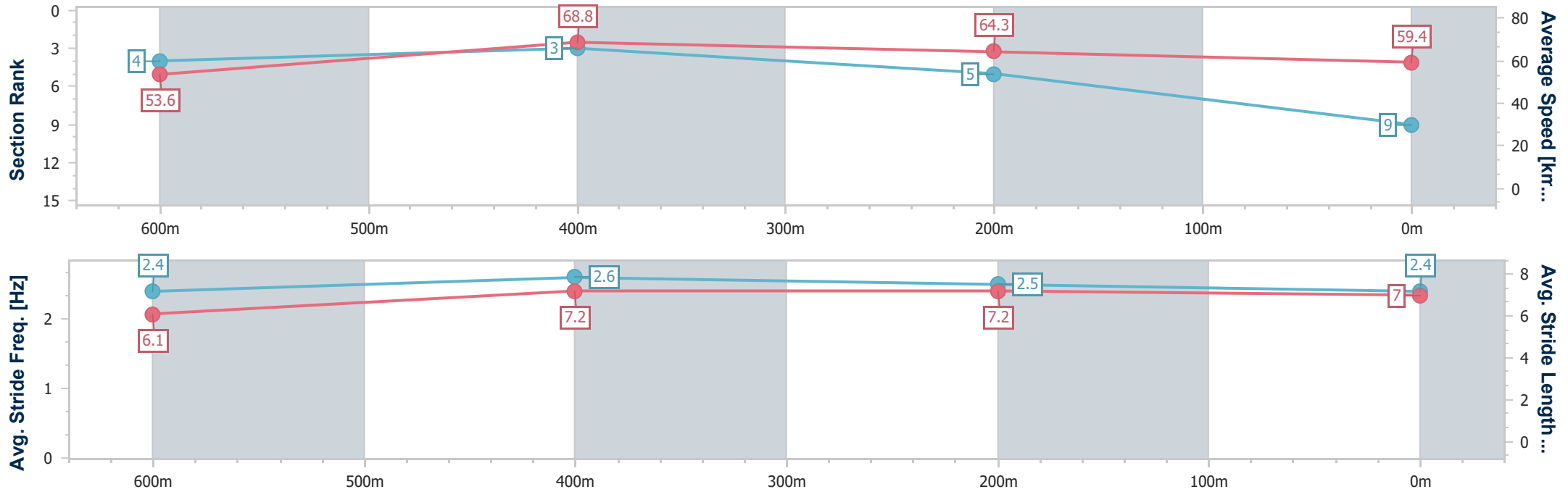
Ipswich QLD Professional
 Race 8: MARCH SATURDAY RACING BENCHMARK 58
 Handicap - 800m



29 February 2024 - 17:20

Track Rating: Soft 5, Weather: Fine, Rail Position: +9.5m Entire

Section	Overall	600m	400m	200m
Section Times	0:47.30 [9] (0:13.48)	0:33.82 [4] (0:10.46)	0:23.36 [3] (0:11.23)	0:12.13 [5] (0:12.13)
Average Speed [km/h]	53.6	68.8	64.3	59.4
Top Speed [km/h]	70.7	70.8	65.9	63.0
Avg. Dist. to Rail [m]	0.5	0.9	0.3	1.0
Avg. Stride Freq. [Hz]	2.4	2.6	2.5	2.4
Avg. Stride Length [m]	6.1	7.2	7.2	7.0



- [] Ranking at each section and finish
- .-.- No data available at this section
- NA No data available



Ipswich QLD Professional

Race 9: RAY WHITE IPSWICH Class 2 Handicap - 1700m

29 February 2024 - 17:51



Track Rating: Soft 5, Weather: Fine, Rail Position: +9.5m Entire

Section		Overall											Last 600m	
Field Times		1:46.18											0:36.56	
		(0:08.96)											(0:12.13)	
		1600m	1400m	1200m	1000m	800m	600m	600m	600m	600m	600m	600m	600m	
		1:37.22	1:26.09	1:14.46	1:01.96	0:48.97	0:36.56	0:36.56	0:36.56	0:36.56	0:36.56	0:36.56	0:36.56	
		(0:11.13)	(0:11.63)	(0:12.50)	(0:12.99)	(0:12.41)	(0:12.13)	(0:12.13)	(0:12.13)	(0:12.13)	(0:12.13)	(0:12.13)	(0:12.13)	
Rank	TAB	Horse/Jockey	Barrier	Top Speed [km/h]	Fastest Section	Overall	1600m	1400m	1200m	1000m	800m	600m	600m	Distance Travelled [m]
1	4	MARTEDI	4	63.8	0:09.12	1:46.18 [1]	1:37.06 [3]	1:25.64 [4]	1:13.99 [4]	1:01.58 [4]	0:48.70 [3]	0:36.32 [4]	0:36.32	
		Ryan Maloney		1600m	Overall	(0:09.12)	(0:11.42)	(0:11.65)	(0:12.41)	(0:12.88)	(0:12.38)	(0:12.08)		
2	1	BREAKING GROUND	1	64.3	0:09.34	1:46.57 [2]	1:37.23 [6]	1:25.84 [5]	1:14.16 [5]	1:01.70 [6]	0:48.86 [5]	0:36.64 [5]	0:36.64	+7
		Damien Thornton		1600m	Overall	(0:09.34)	(0:11.39)	(0:11.68)	(0:12.46)	(0:12.84)	(0:12.22)	(0:12.04)		
3	9	ADALISSA	9	63.8	0:09.31	1:46.65 [3]	1:37.34 [5]	1:25.85 [6]	1:14.23 [6]	1:01.81 [5]	0:48.93 [6]	0:36.53 [7]	0:36.53	+2
		Mark Du Plessis		1400m	Overall	(0:09.31)	(0:11.49)	(0:11.62)	(0:12.42)	(0:12.88)	(0:12.40)	(0:11.99)		
4	10	MANTINELLO	10	65.0	0:09.16	1:46.68 [4]	1:37.52 [4]	1:26.25 [3]	1:14.53 [3]	1:02.13 [3]	0:49.18 [4]	0:36.96 [3]	0:36.96	+3
		Angela Jones		1600m	Overall	(0:09.16)	(0:11.27)	(0:11.72)	(0:12.40)	(0:12.95)	(0:12.22)	(0:12.03)		
5	7	MAN OF HEART	7	65.0	0:09.75	1:47.04 [5]	1:37.29 [9]	1:25.92 [8]	1:14.25 [8]	1:01.85 [8]	0:49.07 [8]	0:36.87 [8]	0:36.87	+3
		Micheal Hellyer		1600m	Overall	(0:09.75)	(0:11.37)	(0:11.67)	(0:12.40)	(0:12.78)	(0:12.20)	(0:12.14)		
6	5	SAINT MARTIN	5	65.0	0:09.66	1:47.65 [6]	1:37.99 [7]	1:26.67 [7]	1:15.05 [7]	1:02.54 [7]	0:49.86 [7]	0:37.69 [6]	0:37.69	+8
		Bailey Wheeler		1600m	Overall	(0:09.66)	(0:11.32)	(0:11.62)	(0:12.51)	(0:12.68)	(0:12.17)	(0:12.15)		
7	12	AQUARIUS	12	64.3	0:09.72	1:47.75 [7]	1:38.03 [8]	1:26.52 [9]	1:14.79 [9]	1:02.38 [9]	0:49.51 [9]	0:37.50 [9]	0:37.50	+11
		Michael Schrapel		1600m	Overall	(0:09.72)	(0:11.51)	(0:11.73)	(0:12.41)	(0:12.87)	(0:12.01)	(0:12.11)		
8	2	TAREX	2	66.5	0:09.09	1:48.56 [8]	1:39.47 [2]	1:28.47 [1]	1:16.73 [2]	1:04.24 [2]	0:51.26 [2]	0:38.94 [1]	0:38.94	+5
		Adin Thompson		1600m	Overall	(0:09.09)	(0:11.00)	(0:11.74)	(0:12.49)	(0:12.98)	(0:12.32)	(0:12.17)		
9	8	TRAIN ROCK	8	65.8	0:08.96	1:49.10 [9]	1:40.14 [1]	1:28.97 [2]	1:17.38 [1]	1:04.88 [1]	0:51.89 [1]	0:39.43 [2]	0:39.43	-1
		Samantha Collett		1600m	Overall	(0:08.96)	(0:11.17)	(0:11.59)	(0:12.50)	(0:12.99)	(0:12.46)	(0:12.15)		

Scratched: Spirit Of Giving (#6), Prickly Poppy (#3), Tyrol (#11)

[] Ranking at each section and finish
 -:-:- No data available at this section
 NA No data available

SCN Saddle cloth number
 DNF Did not finish
 DNT Did not track



Ipswich QLD Professional

Race 9: RAY WHITE IPSWICH Class 2 Handicap - 1700m

29 February 2024 - 17:51



Track Rating: Soft 5, Weather: Fine, Rail Position: +9.5m Entire

Section				400m	200m			Last 600m			
Field Times				0:24.43 (0:12.35)	0:12.08 (0:12.08)			0:36.56			
Rank	TAB	Horse/Jockey	Barrier	Top Speed [km/h]	Fastest Section	Margin				Distance Travelled [m]	
1	4	MARTEDI Ryan Maloney	4	63.8 1600m	0:09.12 Overall	0:24.24 [4] (0:12.33)	0:11.91 [3] (0:11.91)	1:46.18		0:36.32	
2	1	BREAKING GROUND Damien Thornton	1	64.3 1600m	0:09.34 Overall	0:24.60 [5] (0:12.15)	0:12.45 [2] (0:12.45)	2.28L		0:36.64	+7
3	9	ADALISSA Mark Du Plessis	9	63.8 1400m	0:09.31 Overall	0:24.54 [6] (0:12.27)	0:12.27 [4] (0:12.27)	2.75L		0:36.53	+2
4	10	MANTINELLO Angela Jones	10	65.0 1600m	0:09.16 Overall	0:24.93 [1] (0:12.35)	0:12.58 [1] (0:12.58)	2.94L		0:36.96	+3
5	7	MAN OF HEART Micheal Hellyer	7	65.0 1600m	0:09.75 Overall	0:24.73 [8] (0:12.35)	0:12.38 [6] (0:12.38)	5.08L		0:36.87	+3
6	5	SAINT MARTIN Bailey Wheeler	5	65.0 1600m	0:09.66 Overall	0:25.54 [7] (0:12.59)	0:12.95 [7] (0:12.95)	8.65L		0:37.69	+8
7	12	AQUARIUS Michael Schrapel	12	64.3 1600m	0:09.72 Overall	0:25.39 [9] (0:12.55)	0:12.84 [9] (0:12.84)	9.22L		0:37.50	+11
8	2	TAREX Adin Thompson	2	66.5 1600m	0:09.09 Overall	0:26.77 [2] (0:12.67)	0:14.10 [5] (0:14.10)	14.02L		0:38.94	+5
9	8	TRAIN ROCK Samantha Collett	8	65.8 1600m	0:08.96 Overall	0:27.28 [3] (0:12.92)	0:14.36 [8] (0:14.36)	17.17L		0:39.43	-1

Scratched: Spirit Of Giving (#6), Prickly Poppy (#3), Tyrol (#11)

[] Ranking at each section and finish
 -:-:- No data available at this section
 NA No data available

SCN Saddle cloth number
 DNF Did not finish
 DNT Did not track



Horse/Jockey Name	Martedi
Final Rank	1
Fastest Section Time (Section)	0:09.12 (Overall)
Top Speed [km/h] (Section)	63.8 (1600m)
Race State	Finished



Ipswich QLD Professional

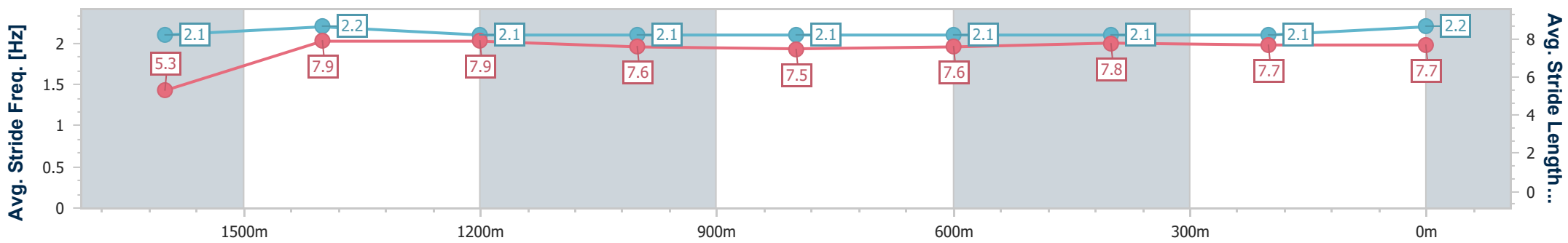
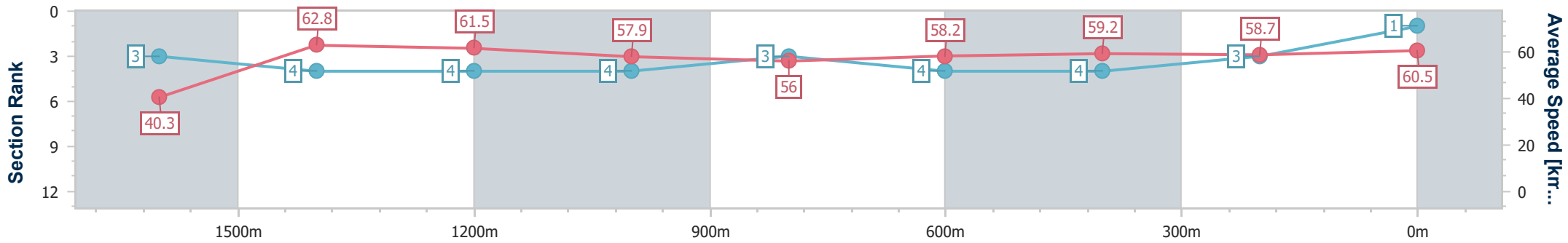
Race 9: RAY WHITE IPSWICH Class 2 Handicap - 1700m

29 February 2024 - 17:51



Track Rating: Soft 5, Weather: Fine, Rail Position: +9.5m Entire

Section	Overall	1600m	1400m	1200m	1000m	800m	600m	400m	200m
Section Times	1:46.18 [1] (0:09.12)	1:37.06 [3] (0:11.42)	1:25.64 [4] (0:11.65)	1:13.99 [4] (0:12.41)	1:01.58 [4] (0:12.88)	0:48.70 [3] (0:12.38)	0:36.32 [4] (0:12.08)	0:24.24 [4] (0:12.33)	0:11.91 [3] (0:11.91)
Average Speed [km/h]	40.3	62.8	61.5	57.9	56.0	58.2	59.2	58.7	60.5
Top Speed [km/h]	60.3	63.8	63.1	60.3	57.1	60.7	60.5	60.6	61.3
Avg. Dist. to Rail [m]	16.8	1.4	1.4	0.5	0.2	0.4	0.8	1.2	0.6
Avg. Stride Freq. [Hz]	2.1	2.2	2.1	2.1	2.1	2.1	2.1	2.1	2.2
Avg. Stride Length [m]	5.3	7.9	7.9	7.6	7.5	7.6	7.8	7.7	7.7



- [] Ranking at each section and finish
- .-.- No data available at this section
- NA No data available



Horse/Jockey Name	Breaking Ground
Final Rank	2
Fastest Section Time (Section)	0:09.34 (Overall)
Top Speed [km/h] (Section)	64.3 (1600m)
Race State	Finished



Ipswich QLD Professional

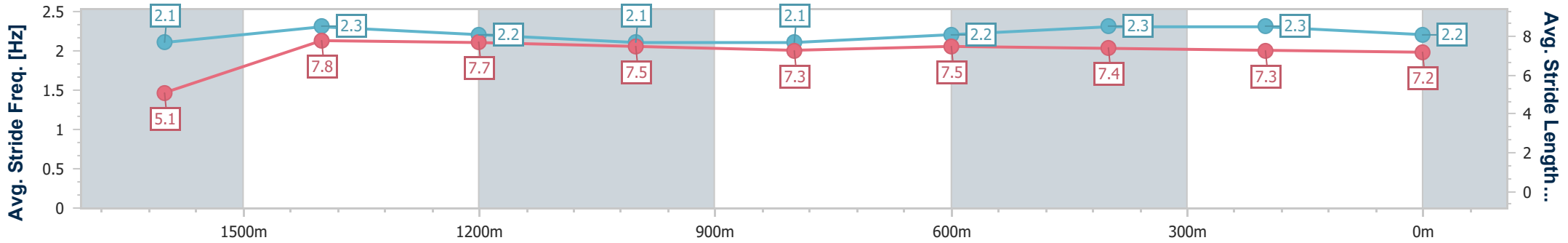
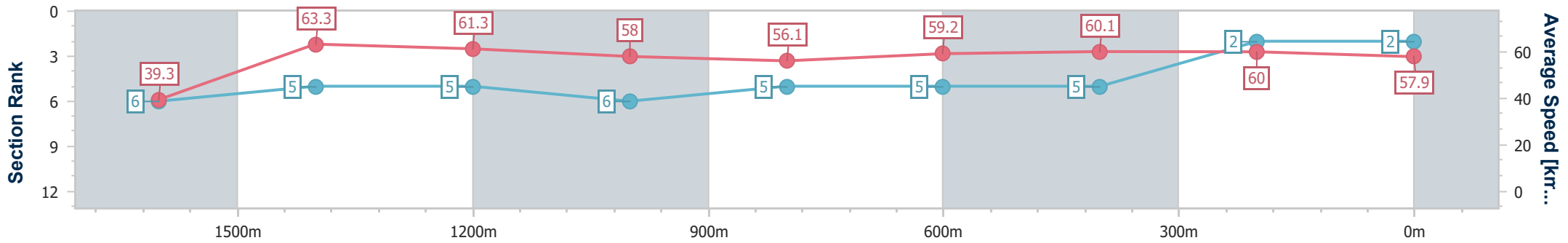
Race 9: RAY WHITE IPSWICH Class 2 Handicap - 1700m

29 February 2024 - 17:51



Track Rating: Soft 5, Weather: Fine, Rail Position: +9.5m Entire

Section	Overall	1600m	1400m	1200m	1000m	800m	600m	400m	200m
Section Times	1:46.57 [2] (0:09.34)	1:37.23 [6] (0:11.39)	1:25.84 [5] (0:11.68)	1:14.16 [5] (0:12.46)	1:01.70 [6] (0:12.84)	0:48.86 [5] (0:12.22)	0:36.64 [5] (0:12.04)	0:24.60 [5] (0:12.15)	0:12.45 [2] (0:12.45)
Average Speed [km/h]	39.3	63.3	61.3	58.0	56.1	59.2	60.1	60.0	57.9
Top Speed [km/h]	61.5	64.3	64.2	59.3	57.4	60.8	61.3	61.2	59.6
Avg. Dist. to Rail [m]	18.4	0.7	0.8	0.4	1.0	0.7	1.8	3.4	5.0
Avg. Stride Freq. [Hz]	2.1	2.3	2.2	2.1	2.1	2.2	2.3	2.3	2.2
Avg. Stride Length [m]	5.1	7.8	7.7	7.5	7.3	7.5	7.4	7.3	7.2



- [] Ranking at each section and finish
- .-.- No data available at this section
- NA No data available



Horse/Jockey Name	Adalissa
Final Rank	3
Fastest Section Time (Section)	0:09.31 (Overall)
Top Speed [km/h] (Section)	63.8 (1400m)
Race State	Finished



Ipswich QLD Professional

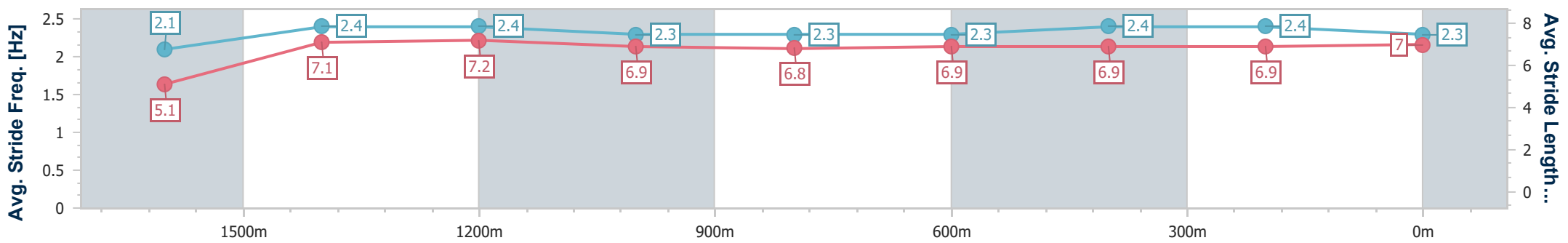
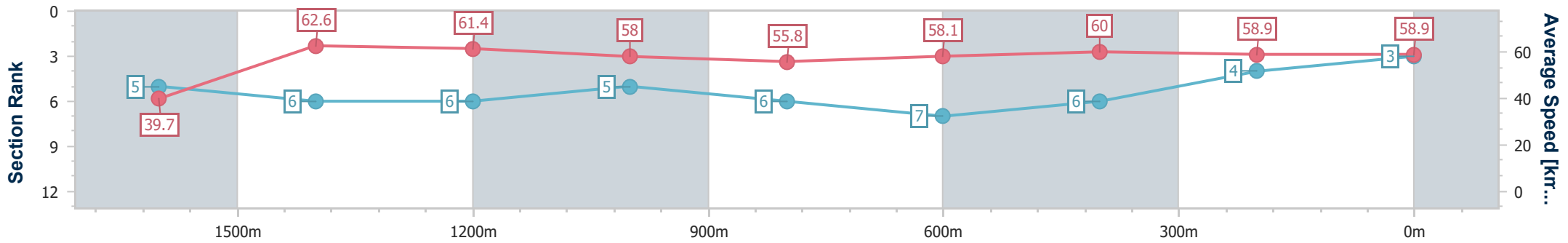
Race 9: RAY WHITE IPSWICH Class 2 Handicap - 1700m

29 February 2024 - 17:51



Track Rating: Soft 5, Weather: Fine, Rail Position: +9.5m Entire

Section	Overall	1600m	1400m	1200m	1000m	800m	600m	400m	200m
Section Times	1:46.65 [3] (0:09.31)	1:37.34 [5] (0:11.49)	1:25.85 [6] (0:11.62)	1:14.23 [6] (0:12.42)	1:01.81 [5] (0:12.88)	0:48.93 [6] (0:12.40)	0:36.53 [7] (0:11.99)	0:24.54 [6] (0:12.27)	0:12.27 [4] (0:12.27)
Average Speed [km/h]	39.7	62.6	61.4	58.0	55.8	58.1	60.0	58.9	58.9
Top Speed [km/h]	59.7	63.4	63.8	59.5	56.9	60.8	60.8	60.0	59.8
Avg. Dist. to Rail [m]	18.8	2.0	1.9	0.5	0.3	0.3	0.5	2.2	2.0
Avg. Stride Freq. [Hz]	2.1	2.4	2.4	2.3	2.3	2.3	2.4	2.4	2.3
Avg. Stride Length [m]	5.1	7.1	7.2	6.9	6.8	6.9	6.9	6.9	7.0



- [] Ranking at each section and finish
- .-.- No data available at this section
- NA No data available



Horse/Jockey Name	Martinello
Final Rank	4
Fastest Section Time (Section)	0:09.16 (Overall)
Top Speed [km/h] (Section)	65.0 (1600m)
Race State	Finished



Ipswich QLD Professional

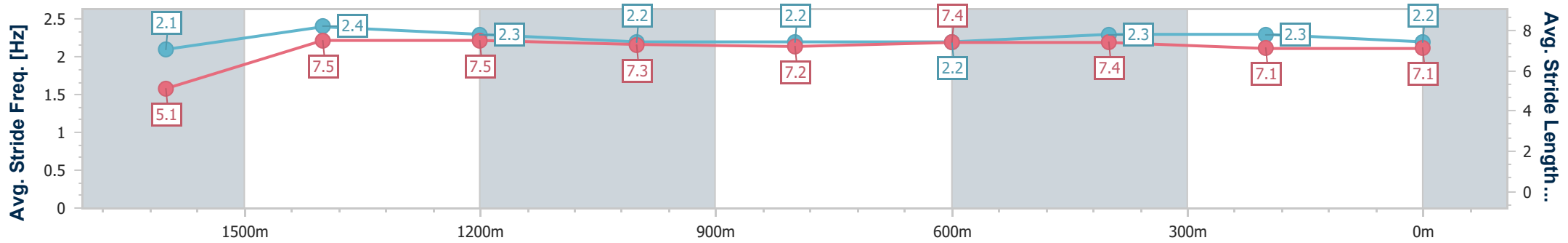
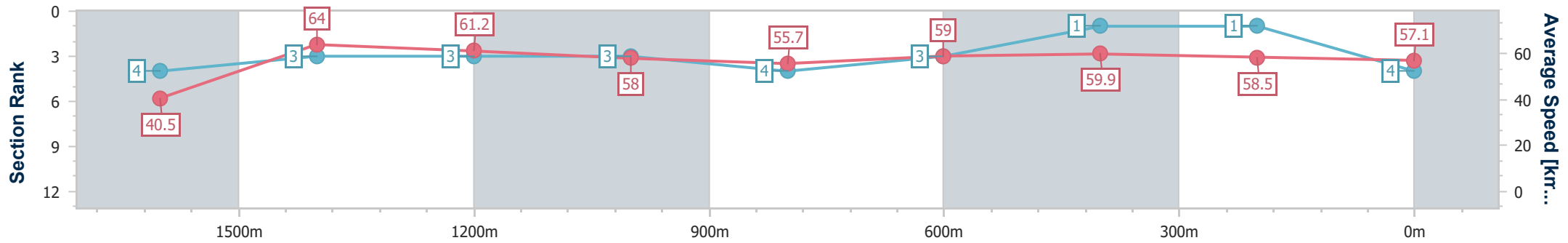
Race 9: RAY WHITE IPSWICH Class 2 Handicap - 1700m

29 February 2024 - 17:51



Track Rating: Soft 5, Weather: Fine, Rail Position: +9.5m Entire

Section	Overall	1600m	1400m	1200m	1000m	800m	600m	400m	200m
Section Times	1:46.68 [4] (0:09.16)	1:37.52 [4] (0:11.27)	1:26.25 [3] (0:11.72)	1:14.53 [3] (0:12.40)	1:02.13 [3] (0:12.95)	0:49.18 [4] (0:12.22)	0:36.96 [3] (0:12.03)	0:24.93 [1] (0:12.35)	0:12.58 [1] (0:12.58)
Average Speed [km/h]	40.5	64.0	61.2	58.0	55.7	59.0	59.9	58.5	57.1
Top Speed [km/h]	62.4	65.0	62.9	60.1	56.7	60.9	60.9	59.4	59.0
Avg. Dist. to Rail [m]	19.5	0.9	0.8	0.4	0.8	0.4	0.2	1.5	3.1
Avg. Stride Freq. [Hz]	2.1	2.4	2.3	2.2	2.2	2.2	2.3	2.3	2.2
Avg. Stride Length [m]	5.1	7.5	7.5	7.3	7.2	7.4	7.4	7.1	7.1



- [] Ranking at each section and finish
- .-.- No data available at this section
- NA No data available



Horse/Jockey Name	Man Of Heart
Final Rank	5
Fastest Section Time (Section)	0:09.75 (Overall)
Top Speed [km/h] (Section)	65.0 (1600m)
Race State	Finished



Ipswich QLD Professional

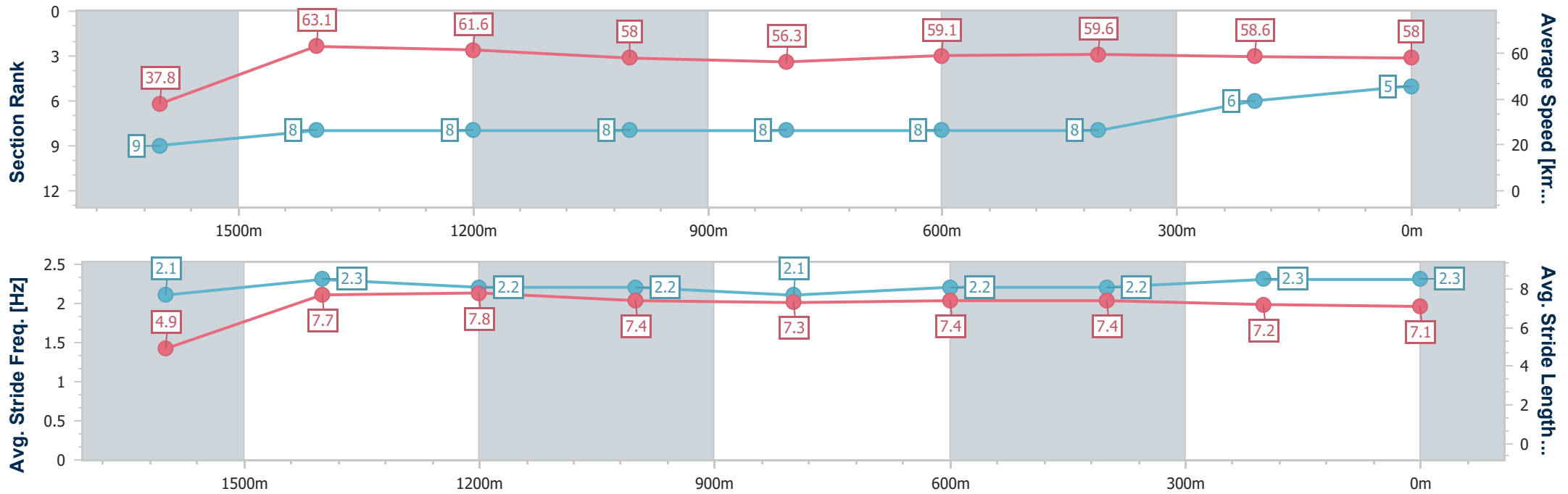
Race 9: RAY WHITE IPSWICH Class 2 Handicap - 1700m

29 February 2024 - 17:51

Track Rating: Soft 5, Weather: Fine, Rail Position: +9.5m Entire



Section	Overall	1600m	1400m	1200m	1000m	800m	600m	400m	200m
Section Times	1:47.04 [5] (0:09.75)	1:37.29 [9] (0:11.37)	1:25.92 [8] (0:11.67)	1:14.25 [8] (0:12.40)	1:01.85 [8] (0:12.78)	0:49.07 [8] (0:12.20)	0:36.87 [8] (0:12.14)	0:24.73 [8] (0:12.35)	0:12.38 [6] (0:12.38)
Average Speed [km/h]	37.8	63.1	61.6	58.0	56.3	59.1	59.6	58.6	58.0
Top Speed [km/h]	60.0	65.0	63.3	59.1	57.7	61.7	60.7	59.7	59.7
Avg. Dist. to Rail [m]	19.2	1.2	1.3	0.6	0.4	0.8	0.9	1.6	2.2
Avg. Stride Freq. [Hz]	2.1	2.3	2.2	2.2	2.1	2.2	2.2	2.3	2.3
Avg. Stride Length [m]	4.9	7.7	7.8	7.4	7.3	7.4	7.4	7.2	7.1



- [] Ranking at each section and finish
- .-.- No data available at this section
- NA No data available



Horse/Jockey Name	Saint Martin
Final Rank	6
Fastest Section Time (Section)	0:09.66 (Overall)
Top Speed [km/h] (Section)	65.0 (1600m)
Race State	Finished



Ipswich QLD Professional

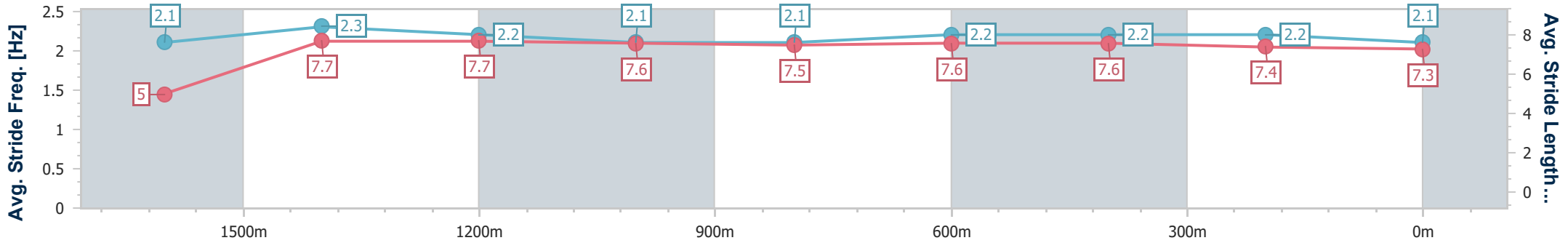
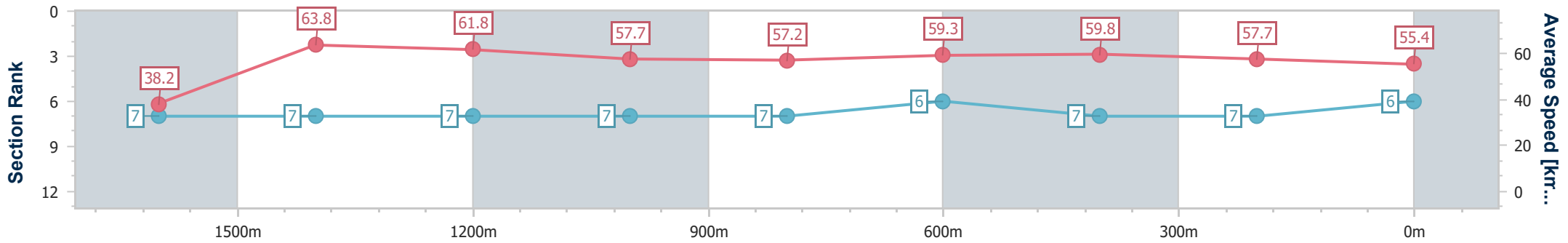
Race 9: RAY WHITE IPSWICH Class 2 Handicap - 1700m

29 February 2024 - 17:51

Track Rating: Soft 5, Weather: Fine, Rail Position: +9.5m Entire



Section	Overall	1600m	1400m	1200m	1000m	800m	600m	400m	200m
Section Times	1:47.65 [6] (0:09.66)	1:37.99 [7] (0:11.32)	1:26.67 [7] (0:11.62)	1:15.05 [7] (0:12.51)	1:02.54 [7] (0:12.68)	0:49.86 [7] (0:12.17)	0:37.69 [6] (0:12.15)	0:25.54 [7] (0:12.59)	0:12.95 [7] (0:12.95)
Average Speed [km/h]	38.2	63.8	61.8	57.7	57.2	59.3	59.8	57.7	55.4
Top Speed [km/h]	58.9	65.0	64.4	59.8	58.9	60.5	60.9	58.5	58.5
Avg. Dist. to Rail [m]	17.2	0.4	0.3	0.9	1.8	1.5	1.9	3.2	5.0
Avg. Stride Freq. [Hz]	2.1	2.3	2.2	2.1	2.1	2.2	2.2	2.2	2.1
Avg. Stride Length [m]	5.0	7.7	7.7	7.6	7.5	7.6	7.6	7.4	7.3



- [] Ranking at each section and finish
- .-.- No data available at this section
- NA No data available



Horse/Jockey Name	Aquarius
Final Rank	7
Fastest Section Time (Section)	0:09.72 (Overall)
Top Speed [km/h] (Section)	64.3 (1600m)
Race State	Finished



Ipswich QLD Professional

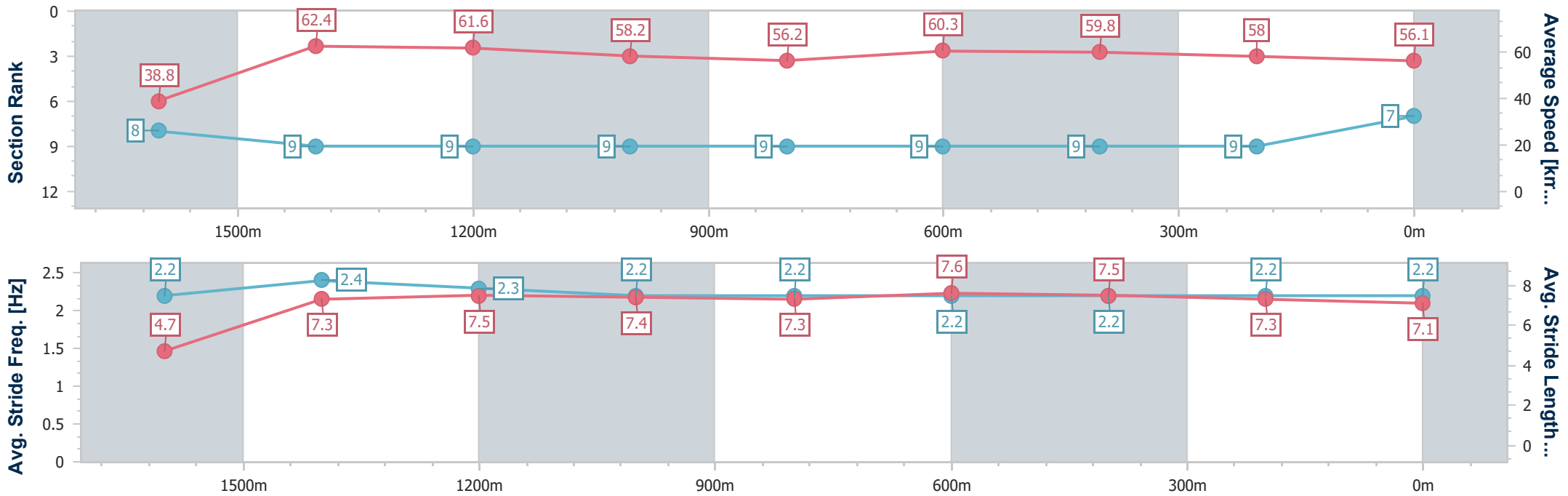
Race 9: RAY WHITE IPSWICH Class 2 Handicap - 1700m

29 February 2024 - 17:51

Track Rating: Soft 5, Weather: Fine, Rail Position: +9.5m Entire



Section	Overall	1600m	1400m	1200m	1000m	800m	600m	400m	200m
Section Times	1:47.75 [7] (0:09.72)	1:38.03 [8] (0:11.51)	1:26.52 [9] (0:11.73)	1:14.79 [9] (0:12.41)	1:02.38 [9] (0:12.87)	0:49.51 [9] (0:12.01)	0:37.50 [9] (0:12.11)	0:25.39 [9] (0:12.55)	0:12.84 [9] (0:12.84)
Average Speed [km/h]	38.8	62.4	61.6	58.2	56.2	60.3	59.8	58.0	56.1
Top Speed [km/h]	58.8	64.3	62.4	59.2	57.5	61.4	60.6	59.3	58.2
Avg. Dist. to Rail [m]	18.9	1.7	0.4	0.8	1.5	1.5	1.7	4.0	6.1
Avg. Stride Freq. [Hz]	2.2	2.4	2.3	2.2	2.2	2.2	2.2	2.2	2.2
Avg. Stride Length [m]	4.7	7.3	7.5	7.4	7.3	7.6	7.5	7.3	7.1



- [] Ranking at each section and finish
- .-.- No data available at this section
- NA No data available



Horse/Jockey Name	Tarex
Final Rank	8
Fastest Section Time (Section)	0:09.09 (Overall)
Top Speed [km/h] (Section)	66.5 (1600m)
Race State	Finished



Ipswich QLD Professional

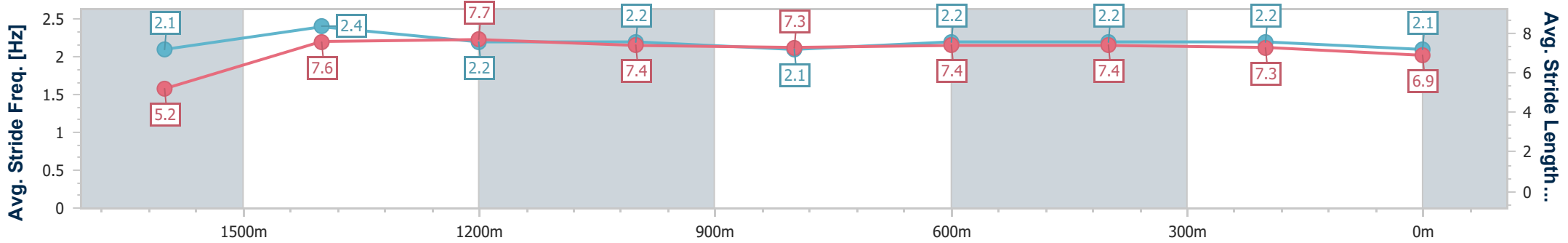
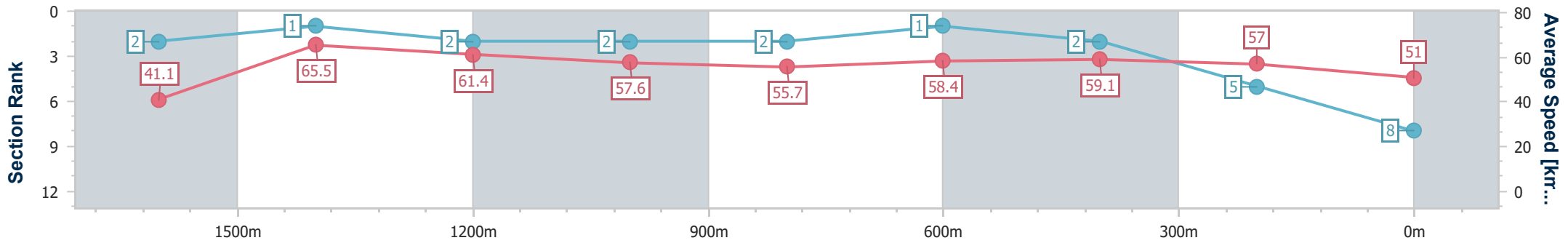
Race 9: RAY WHITE IPSWICH Class 2 Handicap - 1700m

29 February 2024 - 17:51



Track Rating: Soft 5, Weather: Fine, Rail Position: +9.5m Entire

Section	Overall	1600m	1400m	1200m	1000m	800m	600m	400m	200m			
Section Times	1:48.56 [8] (0:09.09)	1:39.47 [2] (0:11.00)	1:28.47 [1] (0:11.74)	1:16.73 [2] (0:12.49)	1:04.24 [2] (0:12.98)	0:51.26 [2] (0:12.32)	0:38.94 [1] (0:12.17)	0:26.77 [2] (0:12.67)	0:14.10 [5] (0:14.10)			
Average Speed [km/h]	41.1	65.5	61.4	57.6	55.7	58.4	59.1	57.0	51.0			
Top Speed [km/h]	62.2	66.5	63.9	59.4	56.5	61.1	60.4	57.8	55.9			
Avg. Dist. to Rail [m]	18.5	1.3	0.2	0.7	0.9	0.3	0.2	0.2	0.5			
Avg. Stride Freq. [Hz]	2.1	2.4	2.2	2.2	2.1	2.2	2.2	2.2	2.1			
Avg. Stride Length [m]	5.2	7.6	7.7	7.4	7.3	7.4	7.4	7.3	6.9			



- [] Ranking at each section and finish
- .-.- No data available at this section
- NA No data available



Horse/Jockey Name	Train Rock
Final Rank	9
Fastest Section Time (Section)	0:08.96 (Overall)
Top Speed [km/h] (Section)	65.8 (1600m)
Race State	Finished



Ipswich QLD Professional

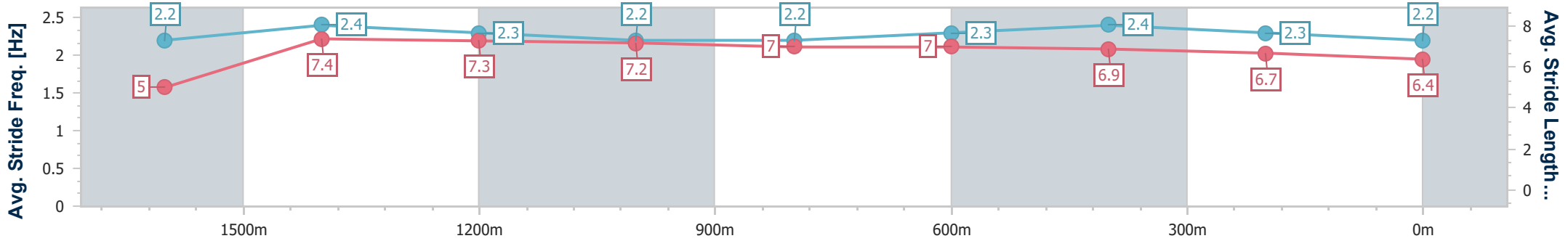
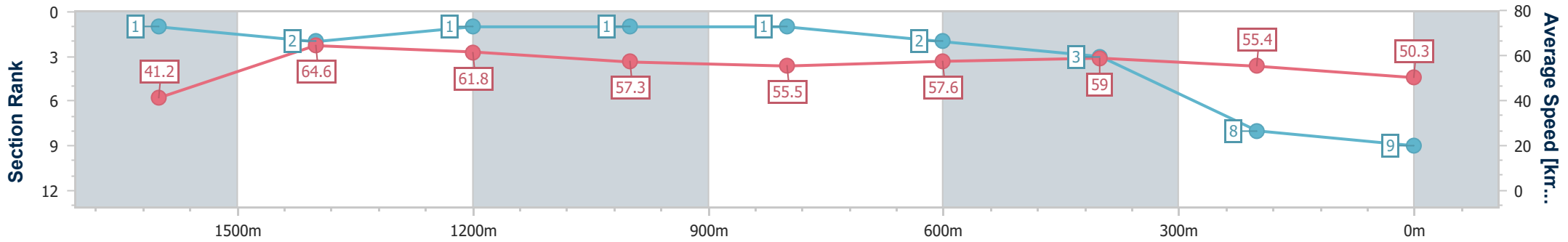
Race 9: RAY WHITE IPSWICH Class 2 Handicap - 1700m

29 February 2024 - 17:51



Track Rating: Soft 5, Weather: Fine, Rail Position: +9.5m Entire

Section	Overall	1600m	1400m	1200m	1000m	800m	600m	400m	200m
Section Times	1:49.10 [9] (0:08.96)	1:40.14 [1] (0:11.17)	1:28.97 [2] (0:11.59)	1:17.38 [1] (0:12.50)	1:04.88 [1] (0:12.99)	0:51.89 [1] (0:12.46)	0:39.43 [2] (0:12.15)	0:27.28 [3] (0:12.92)	0:14.36 [8] (0:14.36)
Average Speed [km/h]	41.2	64.6	61.8	57.3	55.5	57.6	59.0	55.4	50.3
Top Speed [km/h]	60.5	65.8	64.6	59.4	56.1	60.0	60.7	57.5	53.1
Avg. Dist. to Rail [m]	18.2	0.8	1.1	0.4	0.2	0.7	1.3	1.0	0.5
Avg. Stride Freq. [Hz]	2.2	2.4	2.3	2.2	2.2	2.3	2.4	2.3	2.2
Avg. Stride Length [m]	5.0	7.4	7.3	7.2	7.0	7.0	6.9	6.7	6.4



- [] Ranking at each section and finish
- .-.- No data available at this section
- NA No data available