



# Townsville QLD Professional

## Race 1: LADBROKES MATES MODE Maiden Handicap - 1200m



27 February 2024 - 13:11

Track Rating: Soft 7, Weather: Overcast, Rail Position: +5.5m 1000m-W/Post, +2m Remainder

Section		Overall	1000m	800m	600m	400m	200m	Last 600m					
Field Times		1:11.54 (0:14.48)	0:57.06 (0:11.35)	0:45.71 (0:11.35)	0:34.36 (0:11.13)	0:23.23 (0:11.29)	0:11.94 (0:11.94)	0:34.36					
Rank	TAB Horse/Jockey	Barrier	Top Speed [km/h]	Fastest Section	Margin							Distance Travelled [m]	
1	4 ADMIRAL'S DAUGHTER Adam Sewell	4	66.6 600m	0:10.85 600m	1:11.54 [1] (0:14.50)	0:57.04 [3] (0:11.68)	0:45.36 [3] (0:11.37)	0:33.99 [4] (0:10.85)	0:23.14 [3] (0:11.23)	0:11.91 [2] (0:11.91)	1:11.54	0:33.99	
2	1 BURNS TO EMBRACE Jason Taylor	1	66.3 600m	0:10.89 600m	1:11.57 [2] (0:14.75)	0:56.82 [4] (0:11.50)	0:45.32 [4] (0:11.26)	0:34.06 [3] (0:10.89)	0:23.17 [2] (0:11.20)	0:11.97 [1] (0:11.97)	0.2L	0:34.06	-5
3	10 IMPERIUM Denicious Smith	10	65.6 600m	0:10.87 600m	1:11.86 [3] (0:14.88)	0:56.98 [6] (0:11.60)	0:45.38 [6] (0:11.34)	0:34.04 [7] (0:10.87)	0:23.17 [5] (0:11.22)	0:11.95 [4] (0:11.95)	1.87L	0:34.04	-6
4	7 TYCOON GRACE Tessa Townsend	7	65.0 1000m	0:11.13 600m	1:11.96 [4] (0:14.48)	0:57.48 [1] (0:11.35)	0:46.13 [1] (0:11.35)	0:34.78 [1] (0:11.13)	0:23.65 [1] (0:11.46)	0:12.19 [3] (0:12.19)	2.46L	0:34.78	-9
5	8 HUGHIE VUITTON Nathan Thomas	8	65.7 1000m	0:10.97 600m	1:12.73 [5] (0:15.30)	0:57.43 [8] (0:11.45)	0:45.98 [8] (0:11.33)	0:34.65 [8] (0:10.97)	0:23.68 [8] (0:11.44)	0:12.24 [5] (0:12.24)	7.01L	0:34.65	-3
6	9 FAIRYBOWER FLYER Beau-Dene Appo	9	65.4 600m	0:11.11 600m	1:12.90 [6] (0:14.79)	0:58.11 [5] (0:11.58)	0:46.53 [5] (0:11.31)	0:35.22 [5] (0:11.11)	0:24.11 [6] (0:11.78)	0:12.33 [6] (0:12.33)	7.99L	0:35.22	-3
7	2 BONS OF STEEL Ryan Wiggins	2	65.4 1000m	0:11.15 600m	1:13.65 [7] (0:15.20)	0:58.45 [7] (0:11.36)	0:47.09 [7] (0:11.24)	0:35.85 [6] (0:11.15)	0:24.70 [7] (0:11.71)	0:12.99 [7] (0:12.99)	12.41L	0:35.85	-2
8	6 MISS ORWELL Adam Spinks	6	65.8 800m	0:11.22 600m	1:14.31 [8] (0:14.49)	0:59.82 [2] (0:11.59)	0:48.23 [2] (0:11.27)	0:36.96 [2] (0:11.22)	0:25.74 [4] (0:12.28)	0:13.46 [8] (0:13.46)	16.27L	0:36.96	-2

Scratched: Heroic Heights (#3), Aolani (#5)



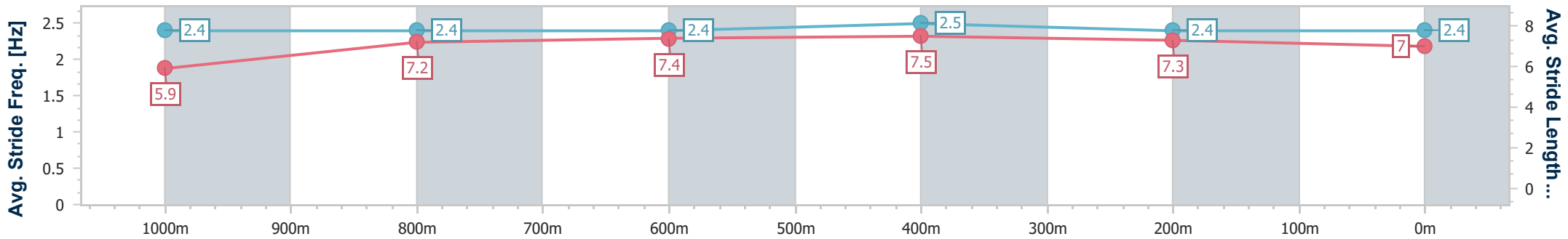
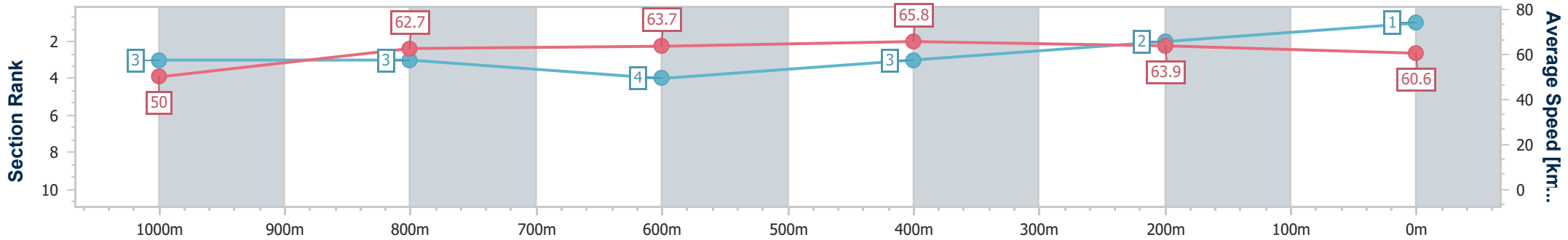
Horse/Jockey Name	Admiral's Daughter
Final Rank	1
Fastest Section Time (Section)	0:10.85 (600m)
Top Speed [km/h] (Section)	66.6 (600m)
Race State	Finished



Townsville QLD Professional  
 Race 1: LADBROKES MATES MODE Maiden Handicap - 1200m  
 27 February 2024 - 13:11  
 Track Rating: Soft 7, Weather: Overcast, Rail Position: +5.5m  
 1000m-W/Post, +2m Remainder



Section	Overall	1000m	800m	600m	400m	200m
Section Times	1:11.54 [1] (0:14.50)	0:57.04 [3] (0:11.68)	0:45.36 [3] (0:11.37)	0:33.99 [4] (0:10.85)	0:23.14 [3] (0:11.23)	0:11.91 [2] (0:11.91)
Average Speed [km/h]	50.0	62.7	63.7	65.8	63.9	60.6
Top Speed [km/h]	65.5	65.0	64.9	66.6	65.0	64.1
Avg. Dist. to Rail [m]	6.2	4.1	1.2	1.4	0.7	1.3
Avg. Stride Freq. [Hz]	2.4	2.4	2.4	2.5	2.4	2.4
Avg. Stride Length [m]	5.9	7.2	7.4	7.5	7.3	7.0



- [ ] Ranking at each section and finish
- .-.- No data available at this section
- NA No data available



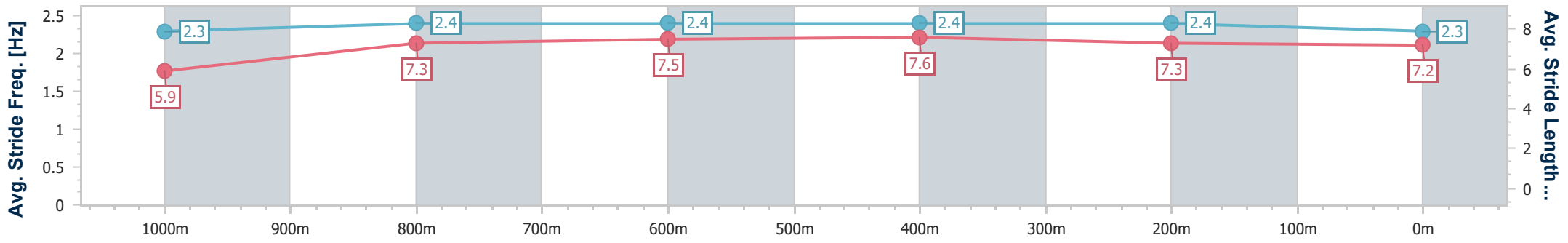
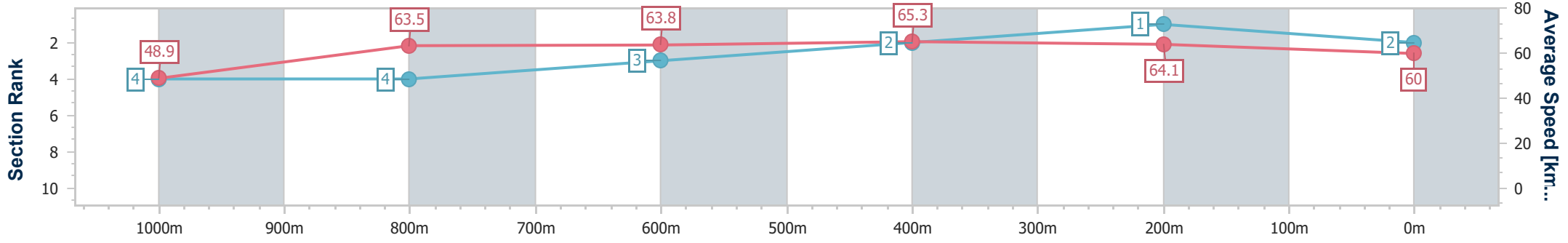
Horse/Jockey Name	Burns To Embrace
Final Rank	2
Fastest Section Time (Section)	0:10.89 (600m)
Top Speed [km/h] (Section)	66.3 (600m)
Race State	Finished



Townsville QLD Professional  
 Race 1: LADBROKES MATES MODE Maiden Handicap - 1200m  
 27 February 2024 - 13:11  
 Track Rating: Soft 7, Weather: Overcast, Rail Position: +5.5m  
 1000m-W/Post, +2m Remainder



Section	Overall	1000m	800m	600m	400m	200m
Section Times	1:11.57 [2] (0:14.75)	0:56.82 [4] (0:11.50)	0:45.32 [4] (0:11.26)	0:34.06 [3] (0:10.89)	0:23.17 [2] (0:11.20)	0:11.97 [1] (0:11.97)
Average Speed [km/h]	48.9	63.5	63.8	65.3	64.1	60.0
Top Speed [km/h]	61.4	64.7	65.6	66.3	64.6	63.2
Avg. Dist. to Rail [m]	4.5	2.7	1.3	2.5	1.3	0.8
Avg. Stride Freq. [Hz]	2.3	2.4	2.4	2.4	2.4	2.3
Avg. Stride Length [m]	5.9	7.3	7.5	7.6	7.3	7.2



- [ ] Ranking at each section and finish
- .-.- No data available at this section
- NA No data available



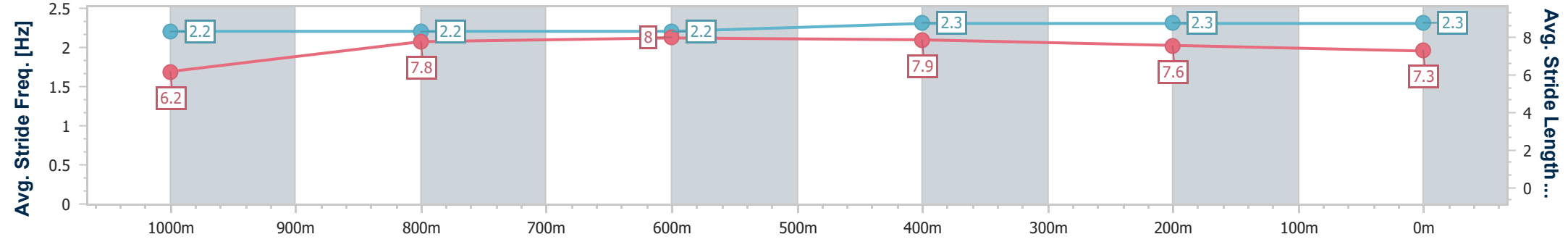
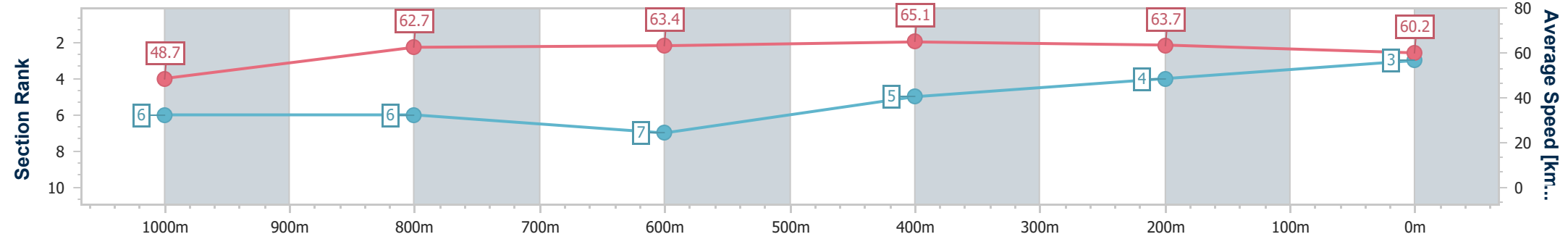
Horse/Jockey Name	Imperium
Final Rank	3
Fastest Section Time (Section)	0:10.87 (600m)
Top Speed [km/h] (Section)	65.6 (600m)
Race State	Finished



Townsville QLD Professional  
 Race 1: LADBROKES MATES MODE Maiden Handicap - 1200m  
 27 February 2024 - 13:11  
 Track Rating: Soft 7, Weather: Overcast, Rail Position: +5.5m  
 1000m-W/Post, +2m Remainder



Section	Overall	1000m	800m	600m	400m	200m
Section Times	1:11.86 [3] (0:14.88)	0:56.98 [6] (0:11.60)	0:45.38 [6] (0:11.34)	0:34.04 [7] (0:10.87)	0:23.17 [5] (0:11.22)	0:11.95 [4] (0:11.95)
Average Speed [km/h]	48.7	62.7	63.4	65.1	63.7	60.2
Top Speed [km/h]	62.3	64.8	65.1	65.6	64.6	63.3
Avg. Dist. to Rail [m]	3.8	2.3	1.3	3.6	2.3	2.0
Avg. Stride Freq. [Hz]	2.2	2.2	2.2	2.3	2.3	2.3
Avg. Stride Length [m]	6.2	7.8	8.0	7.9	7.6	7.3



- [ ] Ranking at each section and finish
- .-.- No data available at this section
- NA No data available



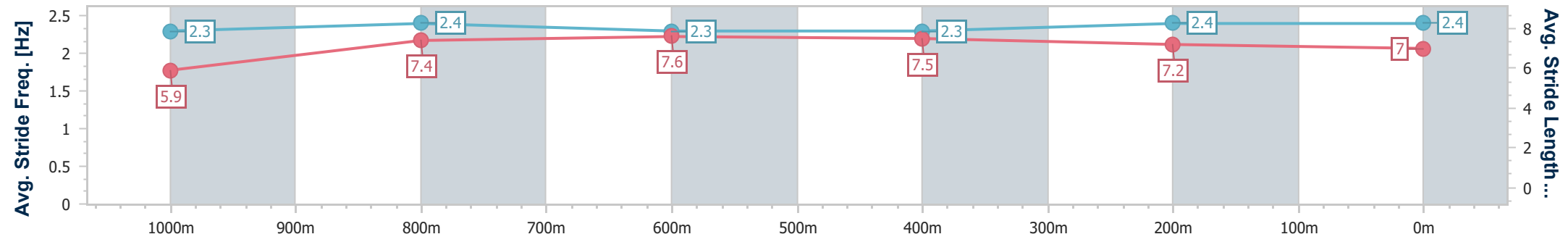
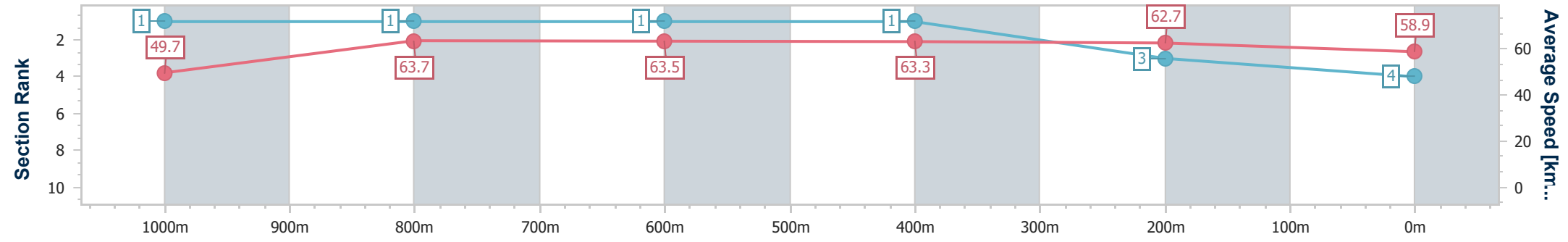
Horse/Jockey Name	Tycoon Grace
Final Rank	4
Fastest Section Time (Section)	0:11.13 (600m)
Top Speed [km/h] (Section)	65.0 (1000m)
Race State	Finished



Townsville QLD Professional  
 Race 1: LADBROKES MATES MODE Maiden Handicap - 1200m  
 27 February 2024 - 13:11  
 Track Rating: Soft 7, Weather: Overcast, Rail Position: +5.5m  
 1000m-W/Post, +2m Remainder



Section	Overall	1000m	800m	600m	400m	200m
Section Times	1:11.96 [4] (0:14.48)	0:57.48 [1] (0:11.35)	0:46.13 [1] (0:11.35)	0:34.78 [1] (0:11.13)	0:23.65 [1] (0:11.46)	0:12.19 [3] (0:12.19)
Average Speed [km/h]	49.7	63.7	63.5	63.3	62.7	58.9
Top Speed [km/h]	63.4	65.0	64.3	64.8	63.7	61.7
Avg. Dist. to Rail [m]	4.3	1.2	1.3	3.4	1.9	0.6
Avg. Stride Freq. [Hz]	2.3	2.4	2.3	2.3	2.4	2.4
Avg. Stride Length [m]	5.9	7.4	7.6	7.5	7.2	7.0



- [ ] Ranking at each section and finish
- .-.- No data available at this section
- NA No data available



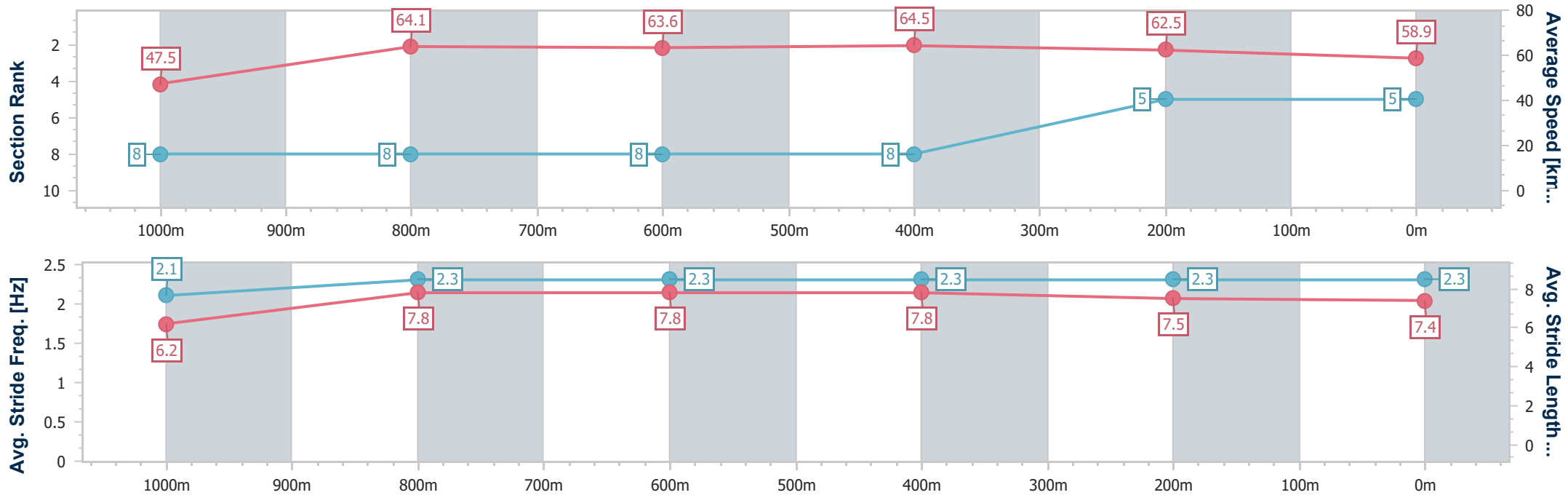
Horse/Jockey Name	Hughie Vuitton
Final Rank	5
Fastest Section Time (Section)	0:10.97 (600m)
Top Speed [km/h] (Section)	65.7 (1000m)
Race State	Finished



Townsville QLD Professional  
 Race 1: LADBROKES MATES MODE Maiden Handicap - 1200m  
 27 February 2024 - 13:11  
 Track Rating: Soft 7, Weather: Overcast, Rail Position: +5.5m  
 1000m-W/Post, +2m Remainder



Section	Overall	1000m	800m	600m	400m	200m
Section Times	1:12.73 [5] (0:15.30)	0:57.43 [8] (0:11.45)	0:45.98 [8] (0:11.33)	0:34.65 [8] (0:10.97)	0:23.68 [8] (0:11.44)	0:12.24 [5] (0:12.24)
Average Speed [km/h]	47.5	64.1	63.6	64.5	62.5	58.9
Top Speed [km/h]	61.7	65.7	65.5	65.6	64.5	60.7
Avg. Dist. to Rail [m]	6.3	4.1	1.1	3.1	2.6	1.0
Avg. Stride Freq. [Hz]	2.1	2.3	2.3	2.3	2.3	2.3
Avg. Stride Length [m]	6.2	7.8	7.8	7.8	7.5	7.4



- [ ] Ranking at each section and finish
- .-.- No data available at this section
- NA No data available



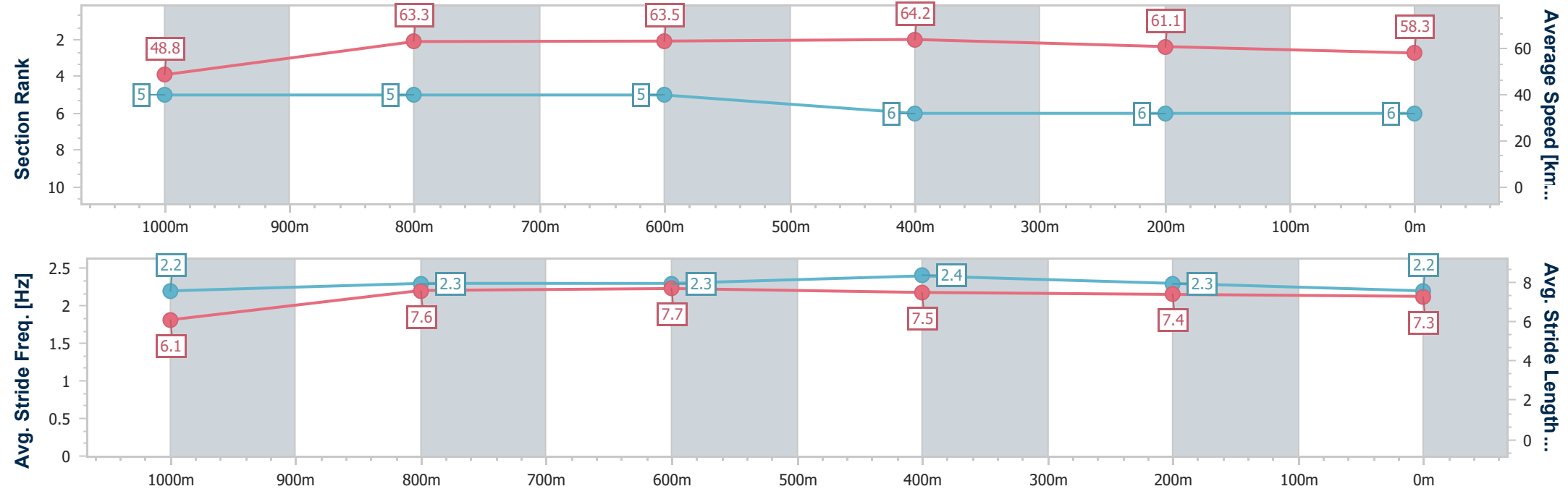
Horse/Jockey Name	Fairybower Flyer
Final Rank	6
Fastest Section Time (Section)	0:11.11 (600m)
Top Speed [km/h] (Section)	65.4 (600m)
Race State	Finished



Townsville QLD Professional  
 Race 1: LADBROKES MATES MODE Maiden Handicap - 1200m  
 27 February 2024 - 13:11  
 Track Rating: Soft 7, Weather: Overcast, Rail Position: +5.5m  
 1000m-W/Post, +2m Remainder



Section	Overall	1000m	800m	600m	400m	200m
Section Times	1:12.90 [6] (0:14.79)	0:58.11 [5] (0:11.58)	0:46.53 [5] (0:11.31)	0:35.22 [5] (0:11.11)	0:24.11 [6] (0:11.78)	0:12.33 [6] (0:12.33)
Average Speed [km/h]	48.8	63.3	63.5	64.2	61.1	58.3
Top Speed [km/h]	63.0	64.7	64.8	65.4	62.8	60.8
Avg. Dist. to Rail [m]	7.5	2.9	1.3	2.2	0.9	2.3
Avg. Stride Freq. [Hz]	2.2	2.3	2.3	2.4	2.3	2.2
Avg. Stride Length [m]	6.1	7.6	7.7	7.5	7.4	7.3



- [ ] Ranking at each section and finish
- .-.- No data available at this section
- NA No data available



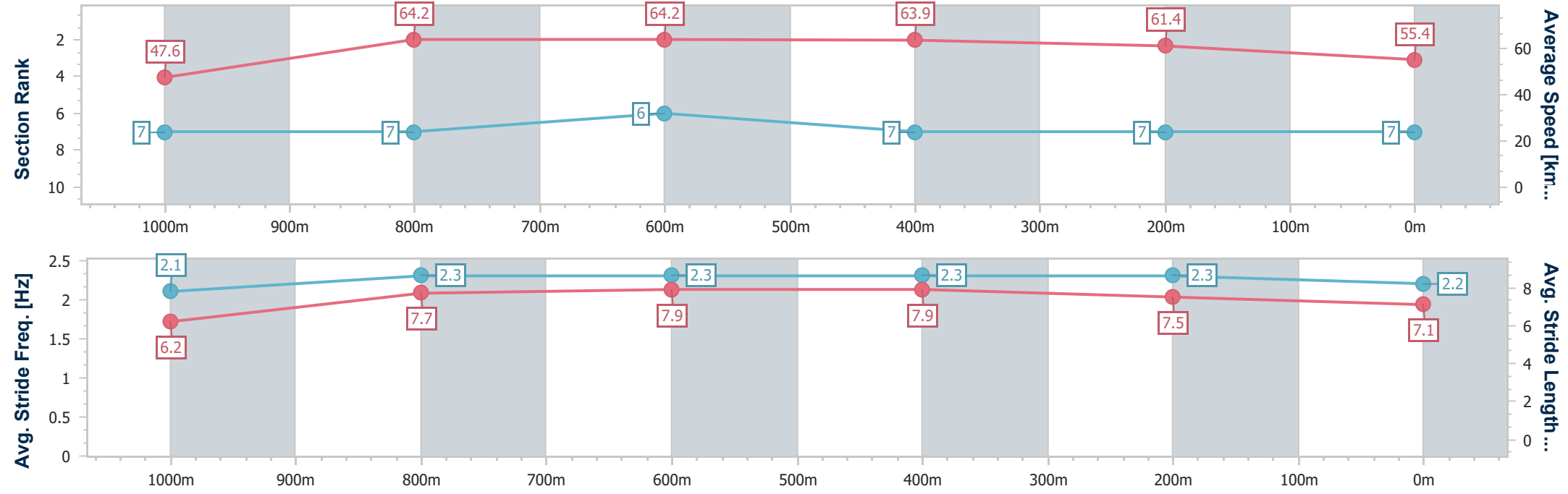
Horse/Jockey Name	Bons Of Steel
Final Rank	7
Fastest Section Time (Section)	0:11.15 (600m)
Top Speed [km/h] (Section)	65.4 (1000m)
Race State	Finished



Townsville QLD Professional  
 Race 1: LADBROKES MATES MODE Maiden Handicap - 1200m  
 27 February 2024 - 13:11  
 Track Rating: Soft 7, Weather: Overcast, Rail Position: +5.5m  
 1000m-W/Post, +2m Remainder



Section	Overall	1000m	800m	600m	400m	200m
Section Times	1:13.65 [7] (0:15.20)	0:58.45 [7] (0:11.36)	0:47.09 [7] (0:11.24)	0:35.85 [6] (0:11.15)	0:24.70 [7] (0:11.71)	0:12.99 [7] (0:12.99)
Average Speed [km/h]	47.6	64.2	64.2	63.9	61.4	55.4
Top Speed [km/h]	62.7	65.4	64.9	64.7	62.7	59.3
Avg. Dist. to Rail [m]	5.5	3.2	1.2	1.8	1.2	1.0
Avg. Stride Freq. [Hz]	2.1	2.3	2.3	2.3	2.3	2.2
Avg. Stride Length [m]	6.2	7.7	7.9	7.9	7.5	7.1



- [ ] Ranking at each section and finish
- .-.- No data available at this section
- NA No data available





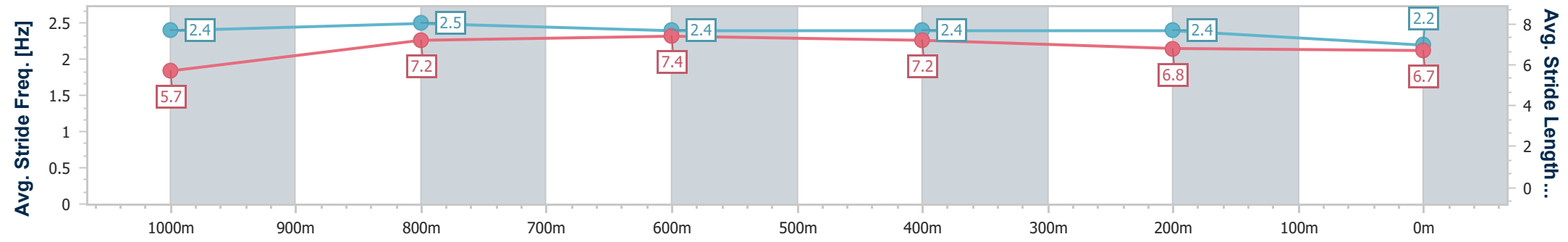
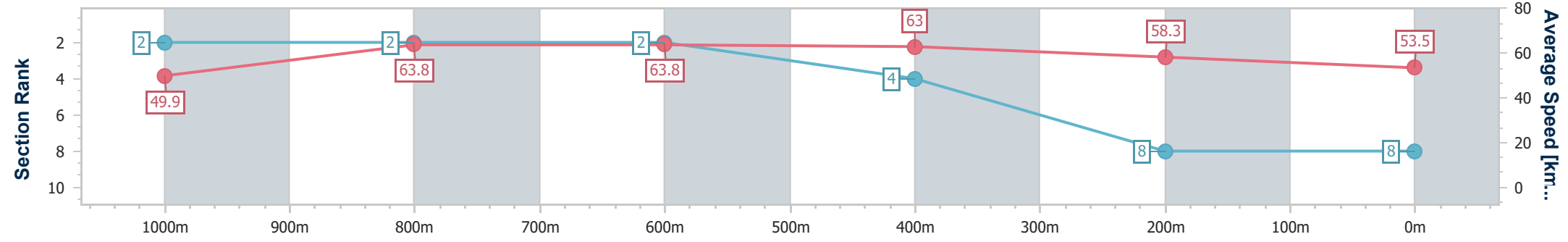
Horse/Jockey Name	Miss Orwell
Final Rank	8
Fastest Section Time (Section)	0:11.22 (600m)
Top Speed [km/h] (Section)	65.8 (800m)
Race State	Finished



Townsville QLD Professional  
 Race 1: LADBROKES MATES MODE Maiden Handicap - 1200m  
 27 February 2024 - 13:11  
 Track Rating: Soft 7, Weather: Overcast, Rail Position: +5.5m  
 1000m-W/Post, +2m Remainder



Section	Overall	1000m	800m	600m	400m	200m
Section Times	1:14.31 [8] (0:14.49)	0:59.82 [2] (0:11.59)	0:48.23 [2] (0:11.27)	0:36.96 [2] (0:11.22)	0:25.74 [4] (0:12.28)	0:13.46 [8] (0:13.46)
Average Speed [km/h]	49.9	63.8	63.8	63.0	58.3	53.5
Top Speed [km/h]	65.5	65.5	65.8	65.7	60.4	56.2
Avg. Dist. to Rail [m]	9.7	5.1	1.5	4.2	1.0	2.3
Avg. Stride Freq. [Hz]	2.4	2.5	2.4	2.4	2.4	2.2
Avg. Stride Length [m]	5.7	7.2	7.4	7.2	6.8	6.7



- [ ] Ranking at each section and finish
- .-.- No data available at this section
- NA No data available