



Toowoomba QLD Professional

Race 1: CARPET ONE TOOWOOMBA Class 3 Handicap - 1100m

24 February 2024 - 17:18



Track Rating: Good 4, Weather: Showers, Rail Position: +2m Entire

Section		Overall	1000m	800m	600m	400m	200m	Last 600m					
Field Times		1:07.24 (0:08.30)	0:58.94 (0:11.47)	0:47.47 (0:11.63)	0:35.84 (0:11.83)	0:24.01 (0:11.74)	0:12.27 (0:12.27)	0:35.84					
Rank	TAB Horse/Jockey	Barrier	Top Speed [km/h]	Fastest Section								Margin	Distance Travelled [m]
1	5 DON'T DISS AROUND Nathan Fazackerley	10	63.6 1000m	0:08.82 Overall	1:07.24 [1] (0:08.82)	0:58.42 [5] (0:11.63)	0:46.79 [7] (0:11.82)	0:34.97 [7] (0:11.73)	0:23.24 [7] (0:11.56)	0:11.68 [3] (0:11.68)	1:07.24	0:34.97	
2	2 BIG SKY COUNTRY Les Tilley	8	65.0 1000m	0:08.30 Overall	1:07.30 [2] (0:08.30)	0:59.00 [1] (0:11.47)	0:47.53 [1] (0:11.63)	0:35.90 [1] (0:11.83)	0:24.07 [1] (0:11.74)	0:12.33 [1] (0:12.33)	0.2L	0:35.90	-5
3	1 HUSSON'S REVENGE Karl Zechner	9	65.2 1000m	0:08.37 Overall	1:07.70 [3] (0:08.37)	0:59.33 [2] (0:11.41)	0:47.92 [2] (0:11.78)	0:36.14 [2] (0:11.85)	0:24.29 [2] (0:11.88)	0:12.41 [2] (0:12.41)	2.5L	0:36.14	-4
4	7 NEW YORK GAL Sariah Champkin	2	63.6 800m	0:08.92 Overall	1:07.85 [4] (0:08.92)	0:58.93 [7] (0:11.48)	0:47.45 [6] (0:11.52)	0:35.93 [5] (0:11.77)	0:24.16 [5] (0:12.11)	0:12.05 [6] (0:12.05)	3.3L	0:35.93	-8
5	8 FLYING TYROL Dale Smith	5	63.9 1000m	0:08.45 Overall	1:08.14 [5] (0:08.45)	0:59.69 [3] (0:11.56)	0:48.13 [3] (0:11.80)	0:36.33 [4] (0:11.81)	0:24.52 [4] (0:12.05)	0:12.47 [4] (0:12.47)	4.8L	0:36.33	-3
6	3 WHERE'S TEKAY NOW Anthony Allen	4	64.9 1000m	0:08.86 Overall	1:08.71 [6] (0:08.86)	0:59.85 [6] (0:11.49)	0:48.36 [5] (0:11.75)	0:36.61 [6] (0:11.76)	0:24.85 [6] (0:12.05)	0:12.80 [7] (0:12.80)	8.1L	0:36.61	+1
7	6 CHERRY SODA Adin Thompson	1	64.3 1000m	0:08.70 Overall	1:09.45 [7] (0:08.70)	1:00.75 [4] (0:11.35)	0:49.40 [4] (0:11.66)	0:37.74 [3] (0:11.86)	0:25.88 [3] (0:12.13)	0:13.75 [5] (0:13.75)	12.4L	0:37.74	-7

Scratched: Irish Maudie (#9), Sodbuster (#10), Bean Rocking (#4)



Horse/Jockey Name	Don't Diss Around
Final Rank	1
Fastest Section Time (Section)	0:08.82 (Overall)
Top Speed [km/h] (Section)	63.6 (1000m)
Race State	Finished



Toowoomba QLD Professional

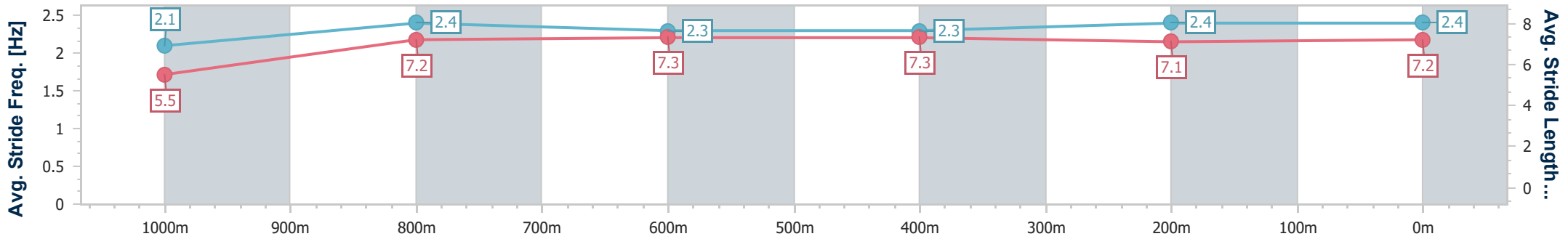
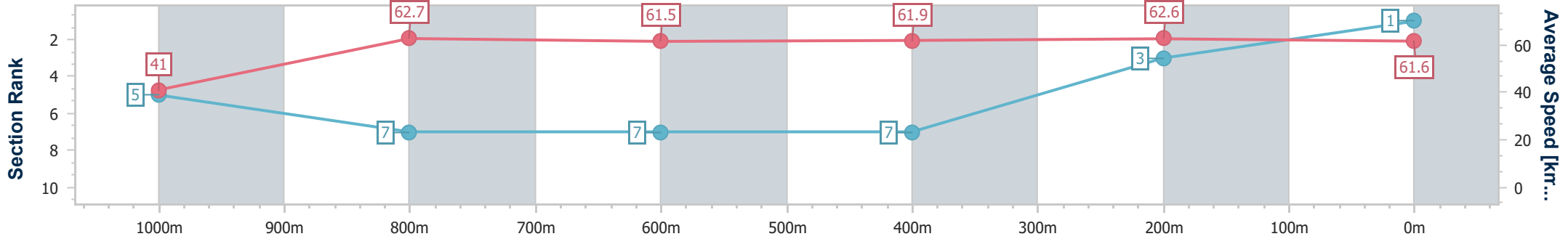
Race 1: CARPET ONE TOOWOOMBA Class 3 Handicap - 1100m

24 February 2024 - 17:18



Track Rating: Good 4, Weather: Showers, Rail Position: +2m Entire

Section	Overall	1000m	800m	600m	400m	200m
Section Times	1:07.24 [1] (0:08.82)	0:58.42 [5] (0:11.63)	0:46.79 [7] (0:11.82)	0:34.97 [7] (0:11.73)	0:23.24 [7] (0:11.56)	0:11.68 [3] (0:11.68)
Average Speed [km/h]	41.0	62.7	61.5	61.9	62.6	61.6
Top Speed [km/h]	60.1	63.6	62.5	62.7	63.4	63.4
Avg. Dist. to Rail [m]	5.2	2.4	2.9	1.5	2.1	2.9
Avg. Stride Freq. [Hz]	2.1	2.4	2.3	2.3	2.4	2.4
Avg. Stride Length [m]	5.5	7.2	7.3	7.3	7.1	7.2



- [] Ranking at each section and finish
- .-.- No data available at this section
- NA No data available



Horse/Jockey Name	Big Sky Country
Final Rank	2
Fastest Section Time (Section)	0:08.30 (Overall)
Top Speed [km/h] (Section)	65.0 (1000m)
Race State	Finished



Toowoomba QLD Professional

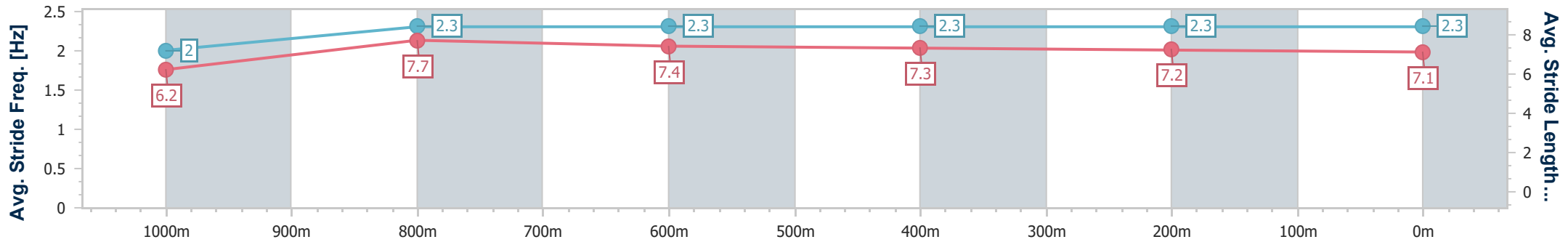
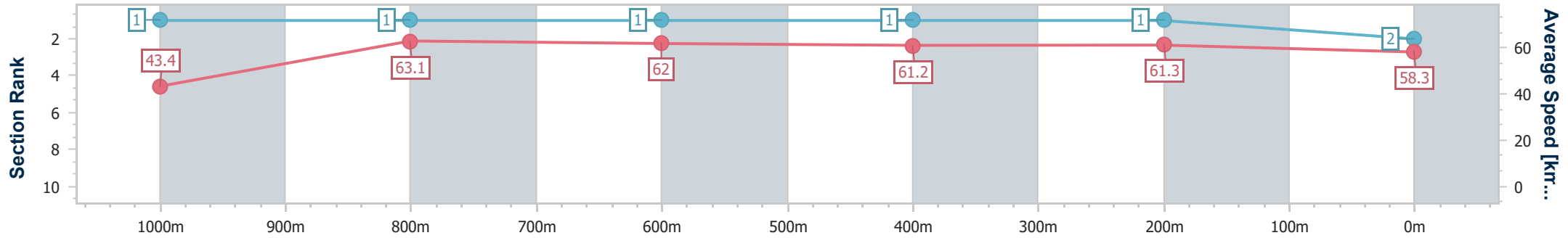
Race 1: CARPET ONE TOOWOOMBA Class 3 Handicap - 1100m

24 February 2024 - 17:18



Track Rating: Good 4, Weather: Showers, Rail Position: +2m Entire

Section	Overall	1000m	800m	600m	400m	200m
Section Times	1:07.30 [2] (0:08.30)	0:59.00 [1] (0:11.47)	0:47.53 [1] (0:11.63)	0:35.90 [1] (0:11.83)	0:24.07 [1] (0:11.74)	0:12.33 [1] (0:12.33)
Average Speed [km/h]	43.4	63.1	62.0	61.2	61.3	58.3
Top Speed [km/h]	64.2	65.0	63.0	62.3	62.5	60.6
Avg. Dist. to Rail [m]	6.5	2.6	0.9	1.1	0.4	0.3
Avg. Stride Freq. [Hz]	2.0	2.3	2.3	2.3	2.3	2.3
Avg. Stride Length [m]	6.2	7.7	7.4	7.3	7.2	7.1



- [] Ranking at each section and finish
- .-.- No data available at this section
- NA No data available



Horse/Jockey Name	Husson's Revenge
Final Rank	3
Fastest Section Time (Section)	0:08.37 (Overall)
Top Speed [km/h] (Section)	65.2 (1000m)
Race State	Finished



Toowoomba QLD Professional

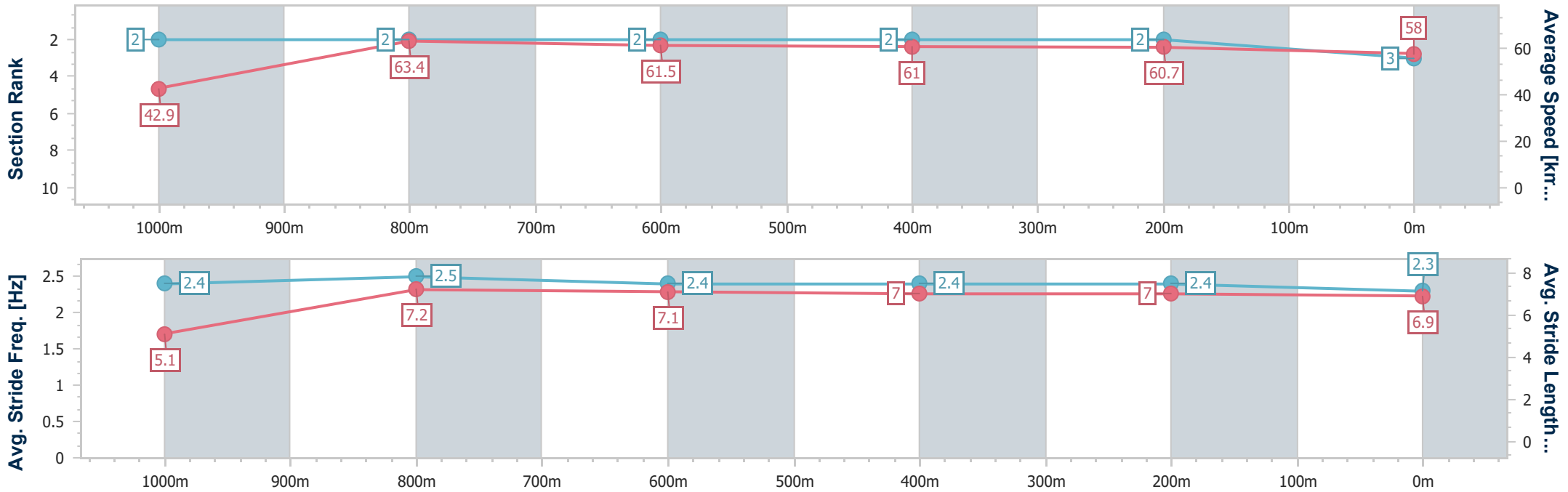
Race 1: CARPET ONE TOOWOOMBA Class 3 Handicap - 1100m

24 February 2024 - 17:18



Track Rating: Good 4, Weather: Showers, Rail Position: +2m Entire

Section	Overall	1000m	800m	600m	400m	200m
Section Times	1:07.70 [3] (0:08.37)	0:59.33 [2] (0:11.41)	0:47.92 [2] (0:11.78)	0:36.14 [2] (0:11.85)	0:24.29 [2] (0:11.88)	0:12.41 [2] (0:12.41)
Average Speed [km/h]	42.9	63.4	61.5	61.0	60.7	58.0
Top Speed [km/h]	64.2	65.2	63.2	63.3	62.6	59.6
Avg. Dist. to Rail [m]	6.3	2.2	1.3	1.2	1.0	1.6
Avg. Stride Freq. [Hz]	2.4	2.5	2.4	2.4	2.4	2.3
Avg. Stride Length [m]	5.1	7.2	7.1	7.0	7.0	6.9



- [] Ranking at each section and finish
- .-.- No data available at this section
- NA No data available



Horse/Jockey Name	New York Gal
Final Rank	4
Fastest Section Time (Section)	0:08.92 (Overall)
Top Speed [km/h] (Section)	63.6 (800m)
Race State	Finished



Toowoomba QLD Professional

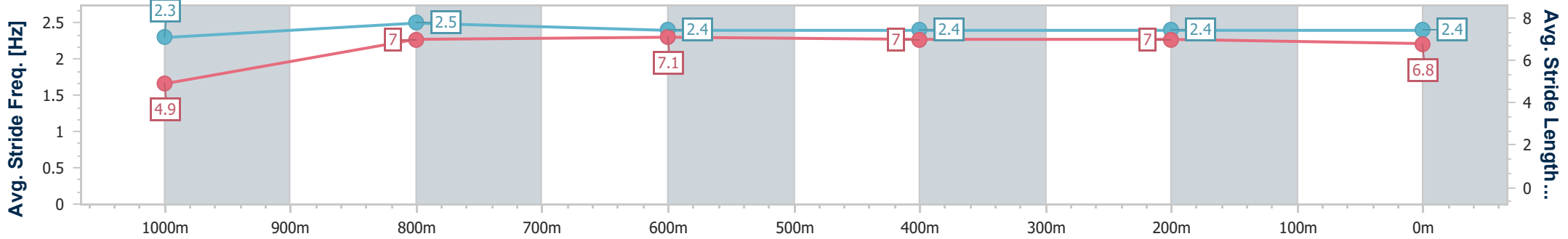
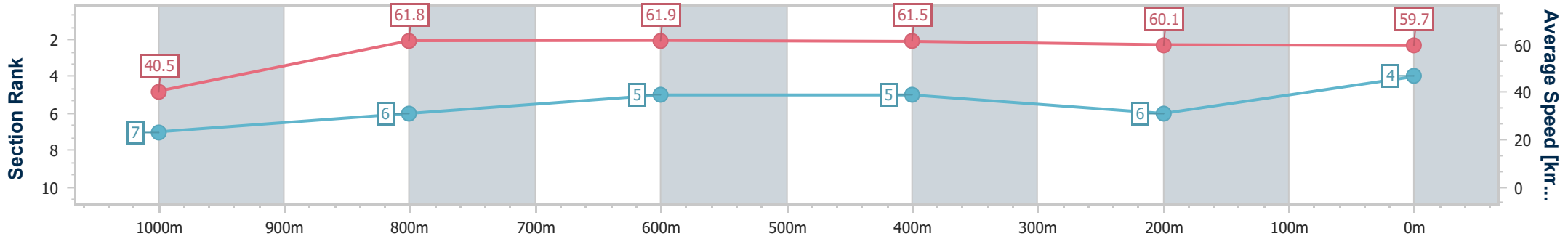
Race 1: CARPET ONE TOOWOOMBA Class 3 Handicap - 1100m

24 February 2024 - 17:18



Track Rating: Good 4, Weather: Showers, Rail Position: +2m Entire

Section	Overall	1000m	800m	600m	400m	200m
Section Times	1:07.85 [4] (0:08.92)	0:58.93 [7] (0:11.48)	0:47.45 [6] (0:11.52)	0:35.93 [5] (0:11.77)	0:24.16 [5] (0:12.11)	0:12.05 [6] (0:12.05)
Average Speed [km/h]	40.5	61.8	61.9	61.5	60.1	59.7
Top Speed [km/h]	61.2	63.0	63.6	63.0	62.0	61.1
Avg. Dist. to Rail [m]	2.7	3.1	2.2	0.8	3.9	3.4
Avg. Stride Freq. [Hz]	2.3	2.5	2.4	2.4	2.4	2.4
Avg. Stride Length [m]	4.9	7.0	7.1	7.0	7.0	6.8



- [] Ranking at each section and finish
- .-.- No data available at this section
- NA No data available



Horse/Jockey Name	Flying Tyrol
Final Rank	5
Fastest Section Time (Section)	0:08.45 (Overall)
Top Speed [km/h] (Section)	63.9 (1000m)
Race State	Finished



Toowoomba QLD Professional

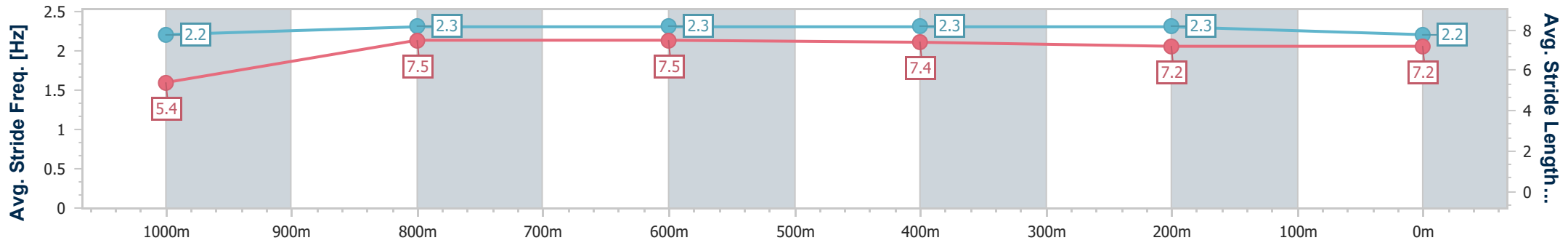
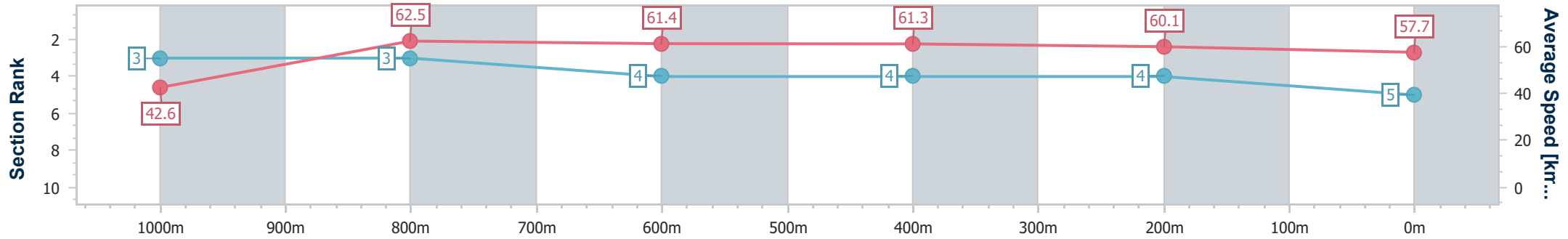
Race 1: CARPET ONE TOOWOOMBA Class 3 Handicap - 1100m

24 February 2024 - 17:18



Track Rating: Good 4, Weather: Showers, Rail Position: +2m Entire

Section	Overall	1000m	800m	600m	400m	200m
Section Times	1:08.14 [5] (0:08.45)	0:59.69 [3] (0:11.56)	0:48.13 [3] (0:11.80)	0:36.33 [4] (0:11.81)	0:24.52 [4] (0:12.05)	0:12.47 [4] (0:12.47)
Average Speed [km/h]	42.6	62.5	61.4	61.3	60.1	57.7
Top Speed [km/h]	62.3	63.9	62.7	62.6	60.9	60.5
Avg. Dist. to Rail [m]	3.9	1.0	2.0	1.3	1.9	1.3
Avg. Stride Freq. [Hz]	2.2	2.3	2.3	2.3	2.3	2.2
Avg. Stride Length [m]	5.4	7.5	7.5	7.4	7.2	7.2



- [] Ranking at each section and finish
- .-.- No data available at this section
- NA No data available



Horse/Jockey Name	Where's Tekay Now
Final Rank	6
Fastest Section Time (Section)	0:08.86 (Overall)
Top Speed [km/h] (Section)	64.9 (1000m)
Race State	Finished



Toowoomba QLD Professional

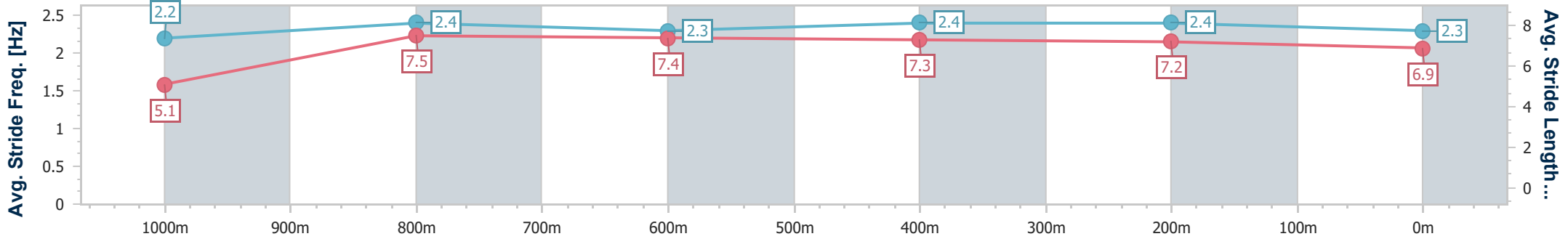
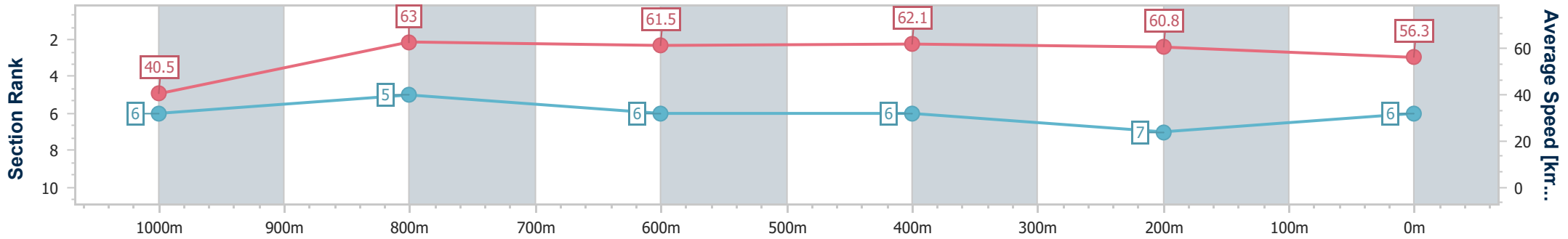
Race 1: CARPET ONE TOOWOOMBA Class 3 Handicap - 1100m

24 February 2024 - 17:18



Track Rating: Good 4, Weather: Showers, Rail Position: +2m Entire

Section	Overall	1000m	800m	600m	400m	200m
Section Times	1:08.71 [6] (0:08.86)	0:59.85 [6] (0:11.49)	0:48.36 [5] (0:11.75)	0:36.61 [6] (0:11.76)	0:24.85 [6] (0:12.05)	0:12.80 [7] (0:12.80)
Average Speed [km/h]	40.5	63.0	61.5	62.1	60.8	56.3
Top Speed [km/h]	63.9	64.9	63.2	63.5	61.9	60.3
Avg. Dist. to Rail [m]	3.4	0.7	2.1	2.8	5.0	5.5
Avg. Stride Freq. [Hz]	2.2	2.4	2.3	2.4	2.4	2.3
Avg. Stride Length [m]	5.1	7.5	7.4	7.3	7.2	6.9



- [] Ranking at each section and finish
- .-.-.- No data available at this section
- NA No data available



Horse/Jockey Name	Cherry Soda
Final Rank	7
Fastest Section Time (Section)	0:08.70 (Overall)
Top Speed [km/h] (Section)	64.3 (1000m)
Race State	Finished



Toowoomba QLD Professional

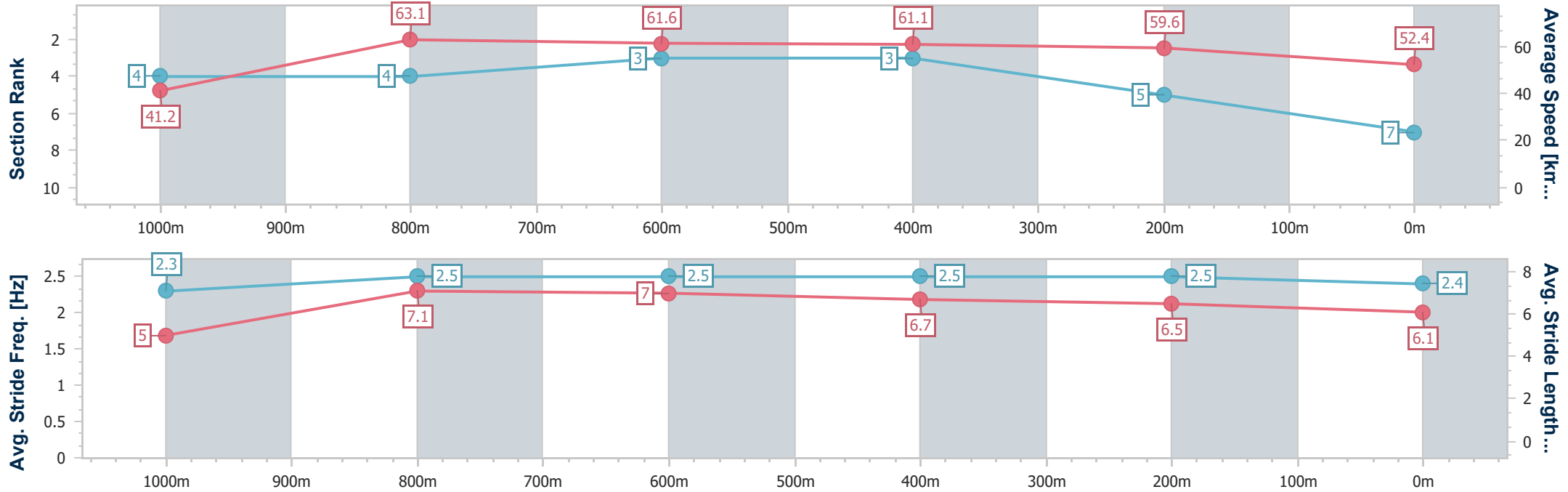
Race 1: CARPET ONE TOOWOOMBA Class 3 Handicap - 1100m

24 February 2024 - 17:18



Track Rating: Good 4, Weather: Showers, Rail Position: +2m Entire

Section	Overall	1000m	800m	600m	400m	200m
Section Times	1:09.45 [7] (0:08.70)	1:00.75 [4] (0:11.35)	0:49.40 [4] (0:11.66)	0:37.74 [3] (0:11.86)	0:25.88 [3] (0:12.13)	0:13.75 [5] (0:13.75)
Average Speed [km/h]	41.2	63.1	61.6	61.1	59.6	52.4
Top Speed [km/h]	62.7	64.3	62.5	62.3	61.5	58.0
Avg. Dist. to Rail [m]	2.7	1.8	1.1	1.4	1.4	0.5
Avg. Stride Freq. [Hz]	2.3	2.5	2.5	2.5	2.5	2.4
Avg. Stride Length [m]	5.0	7.1	7.0	6.7	6.5	6.1



- [] Ranking at each section and finish
- .-.- No data available at this section
- NA No data available



Toowoomba QLD Professional

Race 2: THE GERRY BROWN'S MEMORIAL BENCHMARK 62 Handicap - 1300m

24 February 2024 - 17:58



Track Rating: Soft 5, Weather: Showers, Rail Position: +2m Entire

Section		Overall	1200m	1000m	800m	600m	400m	Last 600m				
Field Times		1:20.81 (0:08.62)	1:12.19 (0:11.30)	1:00.89 (0:11.63)	0:49.26 (0:11.95)	0:37.31 (0:12.31)	0:25.00 (0:12.14)	0:37.31				
Rank	TAB Horse/Jockey	Barrier	Top Speed [km/h]	Fastest Section	Distance Travelled [m]							
1	7 PRIVATE BANKER Anthony Allen	12	66.4 1200m	0:08.79 Overall	1:20.81 [1] (0:08.79)	1:12.02 [5] (0:11.13)	1:00.89 [1] (0:11.63)	0:49.26 [1] (0:11.95)	0:37.31 [1] (0:12.31)	0:25.00 [1] (0:12.14)	0:37.31	
2	4 HILL BILLY FLYER Stacey Callow	2	64.9 1200m	0:08.71 Overall	1:20.91 [2] (0:08.71)	1:12.20 [3] (0:11.44)	1:00.76 [2] (0:11.59)	0:49.17 [2] (0:12.01)	0:37.16 [2] (0:12.12)	0:25.04 [2] (0:12.29)	0:37.16	+0
3	6 JUBAI PRIDE Sophie Wilcock	3	63.3 1200m	0:08.77 Overall	1:21.05 [3] (0:08.77)	1:12.28 [4] (0:11.98)	1:00.30 [6] (0:11.88)	0:48.42 [6] (0:11.94)	0:36.48 [6] (0:12.04)	0:24.44 [6] (0:12.03)	0:36.48	-3
4	8 ROCONONO Les Tilley	1	64.6 1000m	0:08.62 Overall	1:21.57 [4] (0:08.62)	1:12.95 [1] (0:11.77)	1:01.18 [3] (0:11.88)	0:49.30 [3] (0:11.82)	0:37.48 [3] (0:12.19)	0:25.29 [3] (0:12.39)	0:37.48	-3
5	12 ONE REASON Adin Thompson	7	64.2 1000m	0:08.94 Overall	1:21.61 [5] (0:08.94)	1:12.67 [7] (0:11.91)	1:00.76 [8] (0:11.86)	0:48.90 [8] (0:12.01)	0:36.89 [8] (0:12.06)	0:24.83 [7] (0:12.26)	0:36.89	+2
6	11 BITOFTHEBLARNEY Nozi Tomizawa	5	63.5 1200m	0:08.69 Overall	1:21.65 [6] (0:08.69)	1:12.96 [2] (0:11.77)	1:01.19 [5] (0:12.08)	0:49.11 [5] (0:11.96)	0:37.15 [5] (0:12.03)	0:25.12 [5] (0:12.31)	0:37.15	+1
7	9 MR DUDWEY Madeleine Wishart	8	64.6 1200m	0:08.83 Overall	1:22.07 [7] (0:08.83)	1:13.24 [6] (0:11.57)	1:01.67 [4] (0:11.95)	0:49.72 [4] (0:11.90)	0:37.82 [4] (0:12.25)	0:25.57 [4] (0:12.55)	0:37.82	-1
8	10 CRYMENOTEARS Nathan Fazackerley	11	64.0 1000m	0:09.05 Overall	1:22.33 [8] (0:09.05)	1:13.28 [8] (0:11.76)	1:01.52 [7] (0:11.85)	0:49.67 [7] (0:11.95)	0:37.72 [7] (0:12.17)	0:25.55 [8] (0:12.70)	0:37.72	+9
9	5 INVICTUS LAD Dale Smith	9	63.4 1200m	0:09.15 Overall	1:22.35 [9] (0:09.15)	1:13.20 [9] (0:11.92)	1:01.28 [9] (0:11.90)	0:49.38 [9] (0:12.11)	0:37.27 [9] (0:12.17)	0:25.10 [9] (0:12.17)	0:37.27	+0

Scratched: Halfahope (#1), Muiron (#3), Living Free (#2)

[] Ranking at each section and finish
 -:-:- No data available at this section
 NA No data available

SCN Saddle cloth number
 DNF Did not finish
 DNT Did not track



Toowoomba QLD Professional

Race 2: THE GERRY BROWN'S MEMORIAL BENCHMARK 62 Handicap - 1300m

24 February 2024 - 17:58



Track Rating: Soft 5, Weather: Showers, Rail Position: +2m Entire

Section				200m				Last 600m	
Field Times				0:12.86 (0:12.86)				0:37.31	
Rank	TAB	Horse/Jockey	Barrier	Top Speed [km/h]	Fastest Section	Margin			Distance Travelled [m]
1	7	PRIVATE BANKER Anthony Allen	12	66.4 1200m	0:08.79 Overall	0:12.86 [1] (0:12.86)	1:20.81		0:37.31
2	4	HILL BILLY FLYER Stacey Callow	2	64.9 1200m	0:08.71 Overall	0:12.75 [2] (0:12.75)	0.5L		0:37.16 +0
3	6	JUBAI PRIDE Sophie Wilcock	3	63.3 1200m	0:08.77 Overall	0:12.41 [3] (0:12.41)	1.3L		0:36.48 -3
4	8	ROCONONO Les Tilley	1	64.6 1000m	0:08.62 Overall	0:12.90 [4] (0:12.90)	4.3L		0:37.48 -3
5	12	ONE REASON Adin Thompson	7	64.2 1000m	0:08.94 Overall	0:12.57 [6] (0:12.57)	4.5L		0:36.89 +2
6	11	BITOFTHEBLARNEY Nozi Tomizawa	5	63.5 1200m	0:08.69 Overall	0:12.81 [5] (0:12.81)	4.7L		0:37.15 +1
7	9	MR DUDWEY Madeleine Wishart	8	64.6 1200m	0:08.83 Overall	0:13.02 [7] (0:13.02)	7.2L		0:37.82 -1
8	10	CRYMENOTEARS Nathan Fazackerley	11	64.0 1000m	0:09.05 Overall	0:12.85 [9] (0:12.85)	8.7L		0:37.72 +9
9	5	INVICTUS LAD Dale Smith	9	63.4 1200m	0:09.15 Overall	0:12.93 [8] (0:12.93)	8.9L		0:37.27 +0

Scratched: Halfahope (#1), Muiron (#3), Living Free (#2)

[] Ranking at each section and finish
 -:-:- No data available at this section
 NA No data available

SCN Saddle cloth number
 DNF Did not finish
 DNT Did not track



Horse/Jockey Name	Private Banker
Final Rank	1
Fastest Section Time (Section)	0:08.79 (Overall)
Top Speed [km/h] (Section)	66.4 (1200m)
Race State	Finished



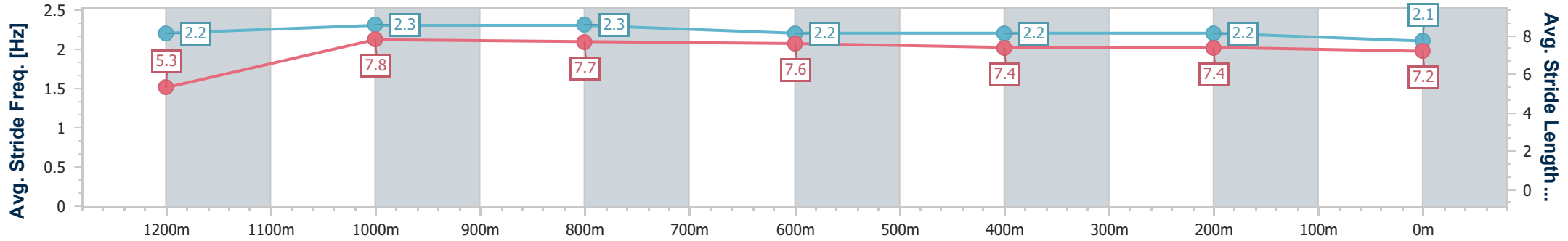
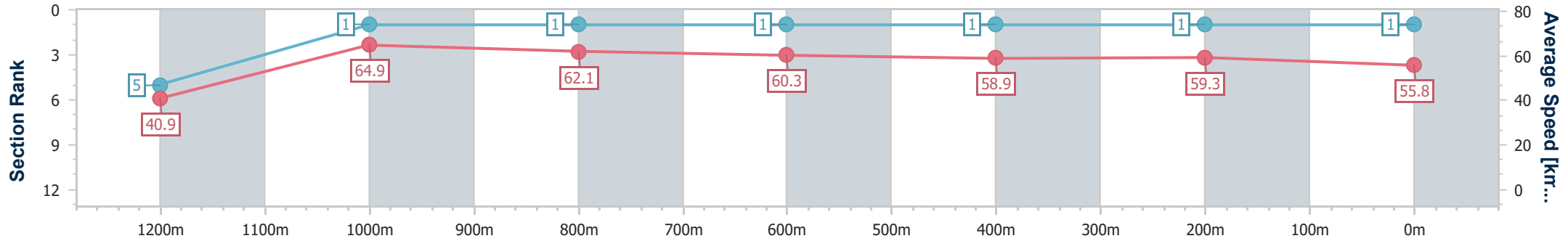
Toowoomba QLD Professional
 Race 2: THE GERRY BROWN'S MEMORIAL BENCHMARK 62
 Handicap - 1300m



24 February 2024 - 17:58

Track Rating: Soft 5, Weather: Showers, Rail Position: +2m Entire

Section	Overall	1200m	1000m	800m	600m	400m	200m
Section Times	1:20.81 [1] (0:08.79)	1:12.02 [5] (0:11.13)	1:00.89 [1] (0:11.63)	0:49.26 [1] (0:11.95)	0:37.31 [1] (0:12.31)	0:25.00 [1] (0:12.14)	0:12.86 [1] (0:12.86)
Average Speed [km/h]	40.9	64.9	62.1	60.3	58.9	59.3	55.8
Top Speed [km/h]	62.6	66.4	64.5	61.4	60.5	59.9	57.7
Avg. Dist. to Rail [m]	9.7	3.5	1.3	0.8	1.3	0.4	0.4
Avg. Stride Freq. [Hz]	2.2	2.3	2.3	2.2	2.2	2.2	2.1
Avg. Stride Length [m]	5.3	7.8	7.7	7.6	7.4	7.4	7.2



- [] Ranking at each section and finish
- .-.- No data available at this section
- NA No data available



Horse/Jockey Name	Hill Billy Flyer
Final Rank	2
Fastest Section Time (Section)	0:08.71 (Overall)
Top Speed [km/h] (Section)	64.9 (1200m)
Race State	Finished



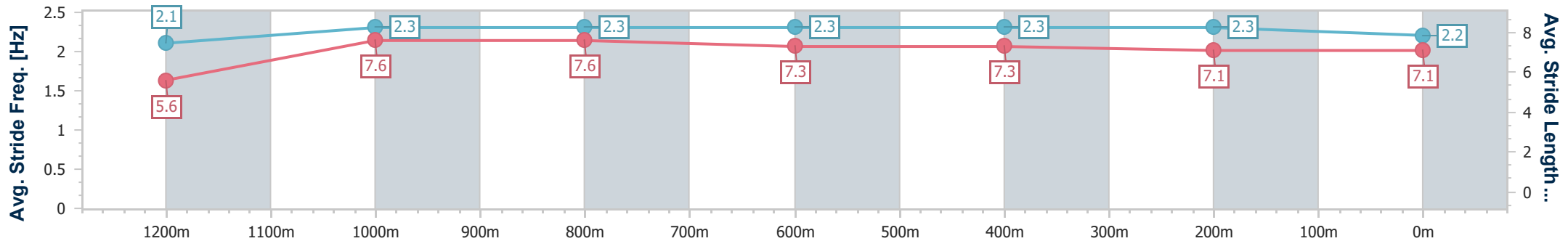
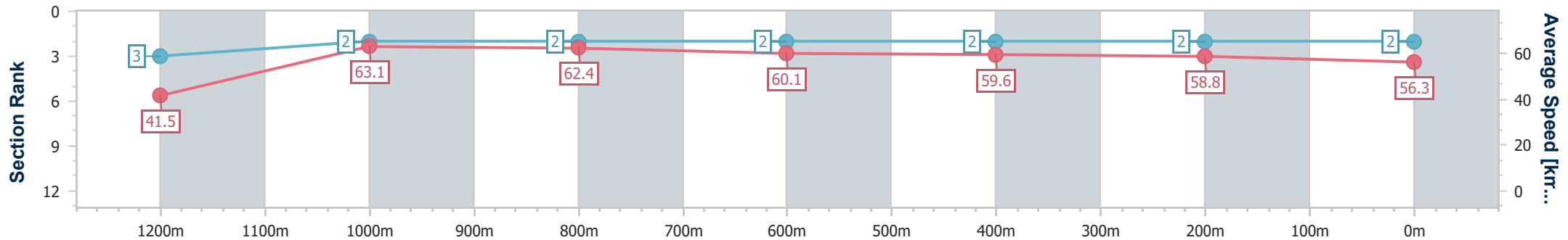
Toowoomba QLD Professional
 Race 2: THE GERRY BROWN'S MEMORIAL BENCHMARK 62
 Handicap - 1300m



24 February 2024 - 17:58

Track Rating: Soft 5, Weather: Showers, Rail Position: +2m Entire

Section	Overall	1200m	1000m	800m	600m	400m	200m
Section Times	1:20.91 [2] (0:08.71)	1:12.20 [3] (0:11.44)	1:00.76 [2] (0:11.59)	0:49.17 [2] (0:12.01)	0:37.16 [2] (0:12.12)	0:25.04 [2] (0:12.29)	0:12.75 [2] (0:12.75)
Average Speed [km/h]	41.5	63.1	62.4	60.1	59.6	58.8	56.3
Top Speed [km/h]	58.2	64.9	64.6	61.9	61.6	60.2	57.8
Avg. Dist. to Rail [m]	5.3	1.8	1.7	1.1	0.7	0.6	1.4
Avg. Stride Freq. [Hz]	2.1	2.3	2.3	2.3	2.3	2.3	2.2
Avg. Stride Length [m]	5.6	7.6	7.6	7.3	7.3	7.1	7.1



- [] Ranking at each section and finish
- .-.- No data available at this section
- NA No data available



Horse/Jockey Name	Jubai Pride
Final Rank	3
Fastest Section Time (Section)	0:08.77 (Overall)
Top Speed [km/h] (Section)	63.3 (1200m)
Race State	Finished



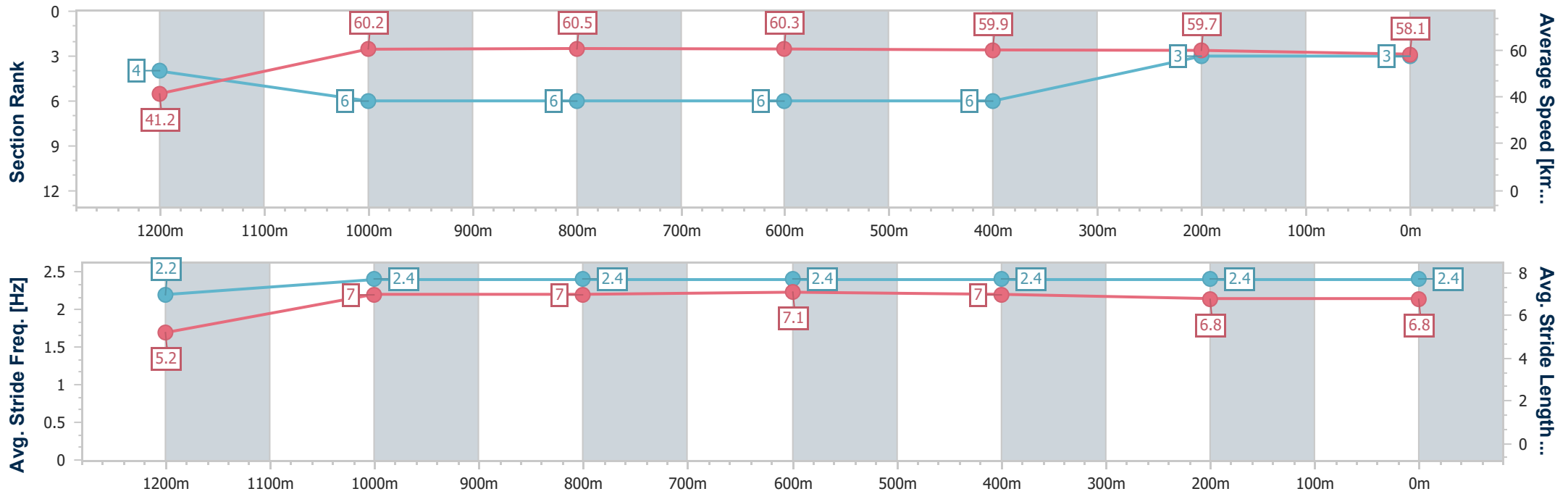
Toowoomba QLD Professional
 Race 2: THE GERRY BROWN'S MEMORIAL BENCHMARK 62
 Handicap - 1300m



24 February 2024 - 17:58

Track Rating: Soft 5, Weather: Showers, Rail Position: +2m Entire

Section	Overall	1200m	1000m	800m	600m	400m	200m
Section Times	1:21.05 [3] (0:08.77)	1:12.28 [4] (0:11.98)	1:00.30 [6] (0:11.88)	0:48.42 [6] (0:11.94)	0:36.48 [6] (0:12.04)	0:24.44 [6] (0:12.03)	0:12.41 [3] (0:12.41)
Average Speed [km/h]	41.2	60.2	60.5	60.3	59.9	59.7	58.1
Top Speed [km/h]	57.5	63.3	63.3	61.3	61.9	60.5	59.2
Avg. Dist. to Rail [m]	7.2	2.0	0.4	0.6	0.4	1.0	4.0
Avg. Stride Freq. [Hz]	2.2	2.4	2.4	2.4	2.4	2.4	2.4
Avg. Stride Length [m]	5.2	7.0	7.0	7.1	7.0	6.8	6.8



- [] Ranking at each section and finish
- .-.- No data available at this section
- NA No data available



Horse/Jockey Name	Roconono
Final Rank	4
Fastest Section Time (Section)	0:08.62 (Overall)
Top Speed [km/h] (Section)	64.6 (1000m)
Race State	Finished



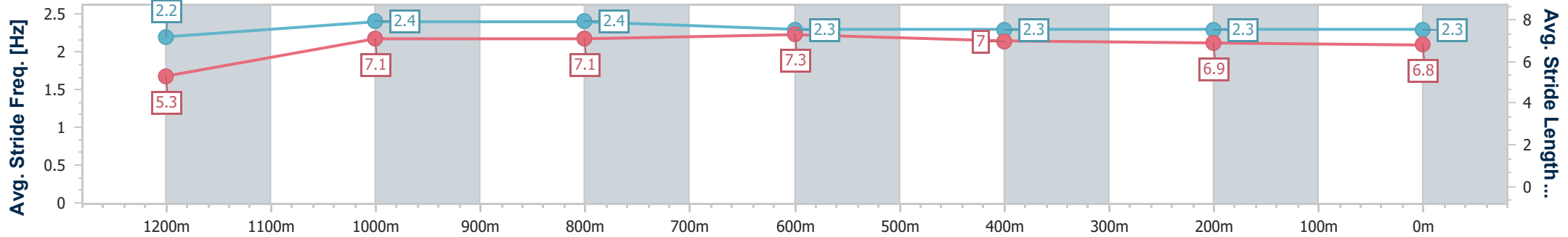
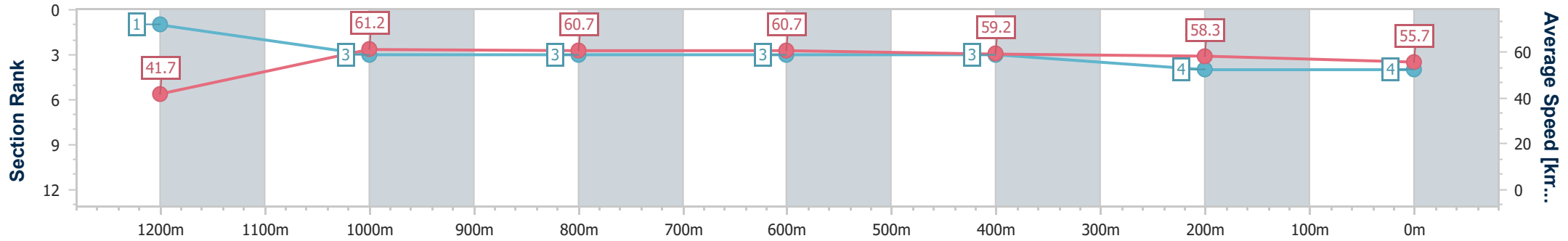
Toowoomba QLD Professional
 Race 2: THE GERRY BROWN'S MEMORIAL BENCHMARK 62
 Handicap - 1300m



24 February 2024 - 17:58

Track Rating: Soft 5, Weather: Showers, Rail Position: +2m Entire

Section	Overall	1200m	1000m	800m	600m	400m	200m
Section Times	1:21.57 [4] (0:08.62)	1:12.95 [1] (0:11.77)	1:01.18 [3] (0:11.88)	0:49.30 [3] (0:11.82)	0:37.48 [3] (0:12.19)	0:25.29 [3] (0:12.39)	0:12.90 [4] (0:12.90)
Average Speed [km/h]	41.7	61.2	60.7	60.7	59.2	58.3	55.7
Top Speed [km/h]	57.8	64.6	64.6	62.4	61.6	59.3	58.2
Avg. Dist. to Rail [m]	5.8	1.7	0.5	0.2	0.4	0.8	1.7
Avg. Stride Freq. [Hz]	2.2	2.4	2.4	2.3	2.3	2.3	2.3
Avg. Stride Length [m]	5.3	7.1	7.1	7.3	7.0	6.9	6.8



- [] Ranking at each section and finish
- .-.- No data available at this section
- NA No data available



Horse/Jockey Name	One Reason
Final Rank	5
Fastest Section Time (Section)	0:08.94 (Overall)
Top Speed [km/h] (Section)	64.2 (1000m)
Race State	Finished



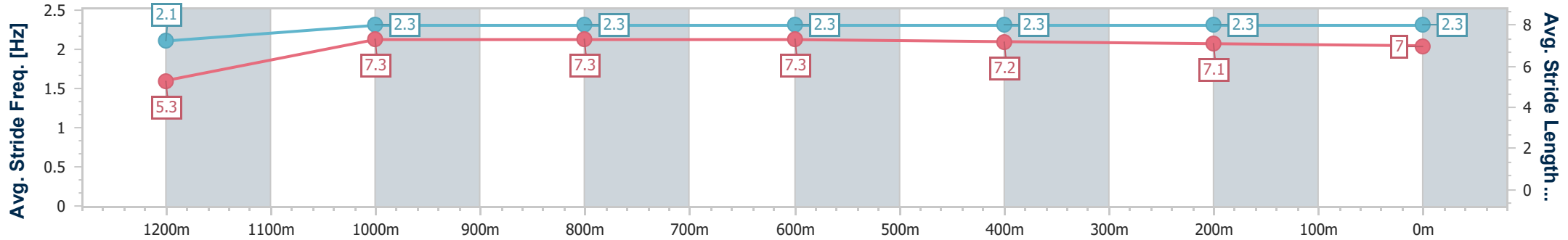
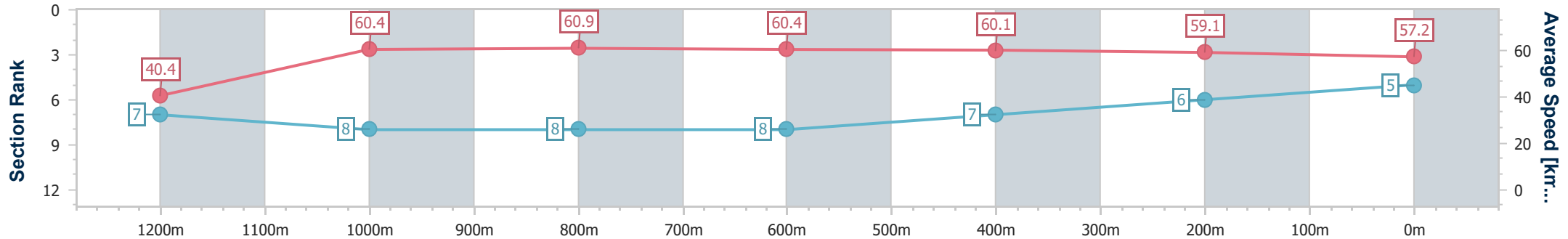
Toowoomba QLD Professional
 Race 2: THE GERRY BROWN'S MEMORIAL BENCHMARK 62
 Handicap - 1300m



24 February 2024 - 17:58

Track Rating: Soft 5, Weather: Showers, Rail Position: +2m Entire

Section	Overall	1200m	1000m	800m	600m	400m	200m
Section Times	1:21.61 [5] (0:08.94)	1:12.67 [7] (0:11.91)	1:00.76 [8] (0:11.86)	0:48.90 [8] (0:12.01)	0:36.89 [8] (0:12.06)	0:24.83 [7] (0:12.26)	0:12.57 [6]
Average Speed [km/h]	40.4	60.4	60.9	60.4	60.1	59.1	57.2
Top Speed [km/h]	57.9	63.8	64.2	61.5	61.7	60.7	59.0
Avg. Dist. to Rail [m]	7.2	2.4	0.5	1.9	1.0	2.6	5.6
Avg. Stride Freq. [Hz]	2.1	2.3	2.3	2.3	2.3	2.3	2.3
Avg. Stride Length [m]	5.3	7.3	7.3	7.3	7.2	7.1	7.0



- [] Ranking at each section and finish
- .-.- No data available at this section
- NA No data available



Horse/Jockey Name	Bitoftheblarney
Final Rank	6
Fastest Section Time (Section)	0:08.69 (Overall)
Top Speed [km/h] (Section)	63.5 (1200m)
Race State	Finished



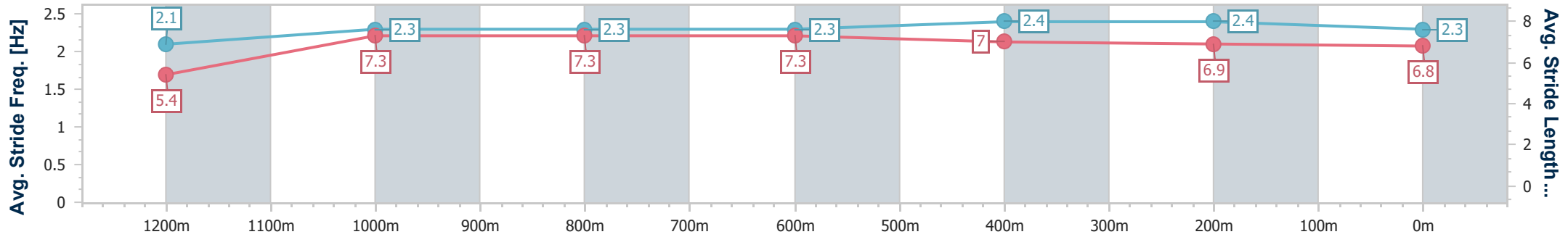
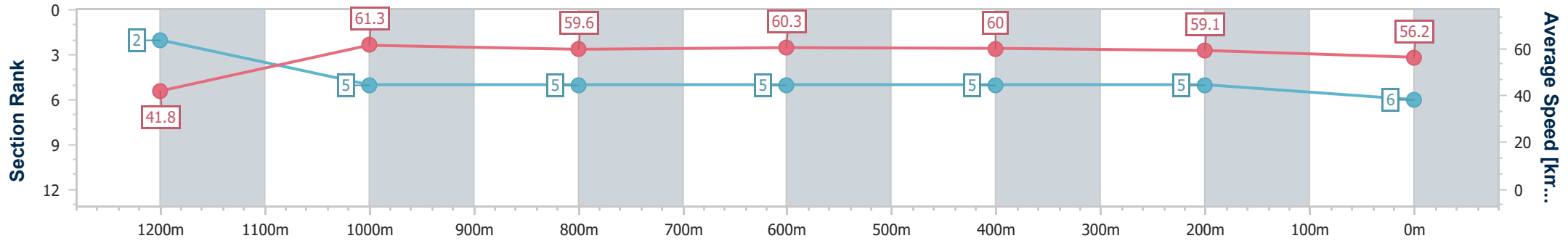
Toowoomba QLD Professional
 Race 2: THE GERRY BROWN'S MEMORIAL BENCHMARK 62
 Handicap - 1300m



24 February 2024 - 17:58

Track Rating: Soft 5, Weather: Showers, Rail Position: +2m Entire

Section	Overall	1200m	1000m	800m	600m	400m	200m
Section Times	1:21.65 [6] (0:08.69)	1:12.96 [2] (0:11.77)	1:01.19 [5] (0:12.08)	0:49.11 [5] (0:11.96)	0:37.15 [5] (0:12.03)	0:25.12 [5] (0:12.31)	0:12.81 [5] (0:12.81)
Average Speed [km/h]	41.8	61.3	59.6	60.3	60.0	59.1	56.2
Top Speed [km/h]	58.6	63.5	62.5	62.1	62.0	59.7	57.9
Avg. Dist. to Rail [m]	6.7	1.7	0.6	0.4	0.7	3.0	3.4
Avg. Stride Freq. [Hz]	2.1	2.3	2.3	2.3	2.4	2.4	2.3
Avg. Stride Length [m]	5.4	7.3	7.3	7.3	7.0	6.9	6.8



- [] Ranking at each section and finish
- .-.- No data available at this section
- NA No data available



Horse/Jockey Name	Mr Dudwey
Final Rank	7
Fastest Section Time (Section)	0:08.83 (Overall)
Top Speed [km/h] (Section)	64.6 (1200m)
Race State	Finished



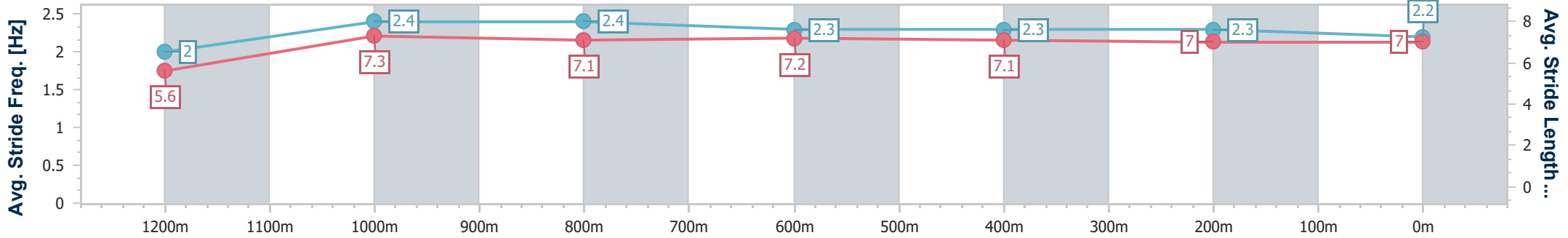
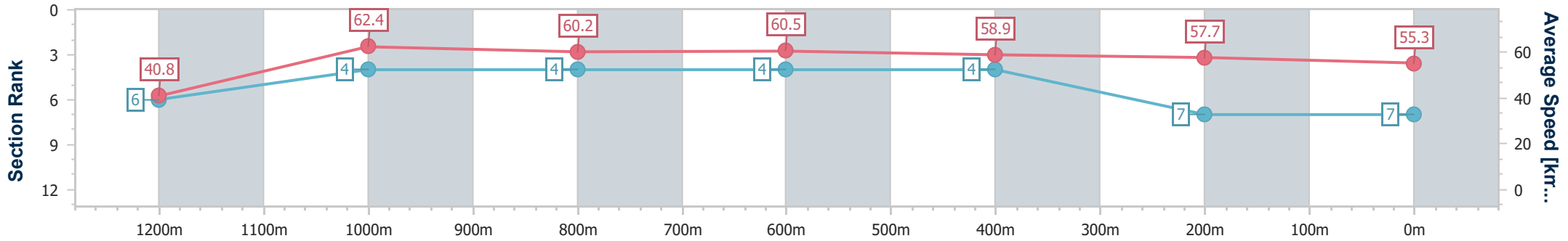
Toowoomba QLD Professional
 Race 2: THE GERRY BROWN'S MEMORIAL BENCHMARK 62
 Handicap - 1300m



24 February 2024 - 17:58

Track Rating: Soft 5, Weather: Showers, Rail Position: +2m Entire

Section	Overall	1200m	1000m	800m	600m	400m	200m
Section Times	1:22.07 [7] (0:08.83)	1:13.24 [6] (0:11.57)	1:01.67 [4] (0:11.95)	0:49.72 [4] (0:11.90)	0:37.82 [4] (0:12.25)	0:25.57 [4] (0:12.55)	0:13.02 [7] (0:13.02)
Average Speed [km/h]	40.8	62.4	60.2	60.5	58.9	57.7	55.3
Top Speed [km/h]	59.6	64.6	64.4	61.6	61.9	58.3	56.9
Avg. Dist. to Rail [m]	8.0	3.2	1.1	0.4	0.6	1.5	1.1
Avg. Stride Freq. [Hz]	2.0	2.4	2.4	2.3	2.3	2.3	2.2
Avg. Stride Length [m]	5.6	7.3	7.1	7.2	7.1	7.0	7.0



- [] Ranking at each section and finish
- .-.- No data available at this section
- NA No data available



Horse/Jockey Name	Crymenotears
Final Rank	8
Fastest Section Time (Section)	0:09.05 (Overall)
Top Speed [km/h] (Section)	64.0 (1000m)
Race State	Finished



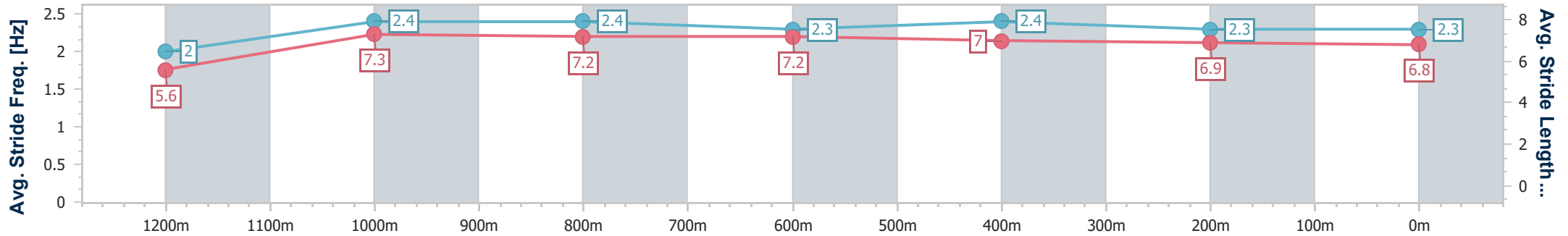
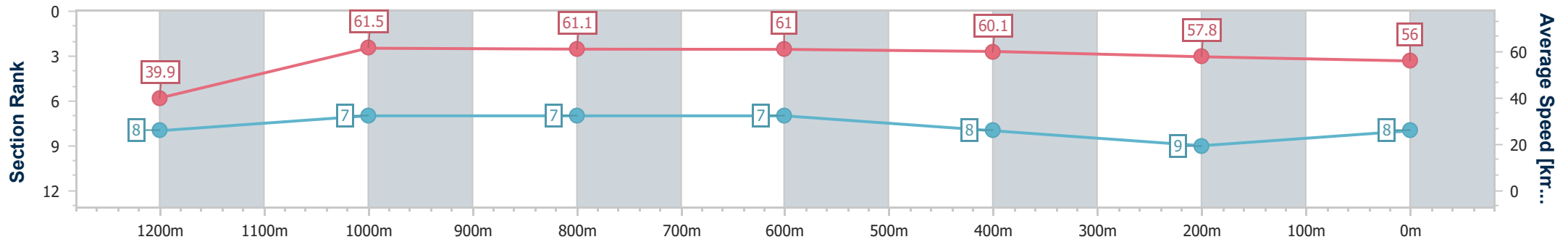
Toowoomba QLD Professional
 Race 2: THE GERRY BROWN'S MEMORIAL BENCHMARK 62
 Handicap - 1300m



24 February 2024 - 17:58

Track Rating: Soft 5, Weather: Showers, Rail Position: +2m Entire

Section	Overall	1200m	1000m	800m	600m	400m	200m
Section Times	1:22.33 [8] (0:09.05)	1:13.28 [8] (0:11.76)	1:01.52 [7] (0:11.85)	0:49.67 [7] (0:11.95)	0:37.72 [7] (0:12.17)	0:25.55 [8] (0:12.70)	0:12.85 [9]
Average Speed [km/h]	39.9	61.5	61.1	61.0	60.1	57.8	56.0
Top Speed [km/h]	60.1	63.3	64.0	62.0	62.3	58.8	57.5
Avg. Dist. to Rail [m]	8.9	3.4	2.3	2.7	3.2	4.6	3.3
Avg. Stride Freq. [Hz]	2.0	2.4	2.4	2.3	2.4	2.3	2.3
Avg. Stride Length [m]	5.6	7.3	7.2	7.2	7.0	6.9	6.8



- [] Ranking at each section and finish
- .-.- No data available at this section
- NA No data available



Horse/Jockey Name	Invictus Lad
Final Rank	9
Fastest Section Time (Section)	0:09.15 (Overall)
Top Speed [km/h] (Section)	63.4 (1200m)
Race State	Finished



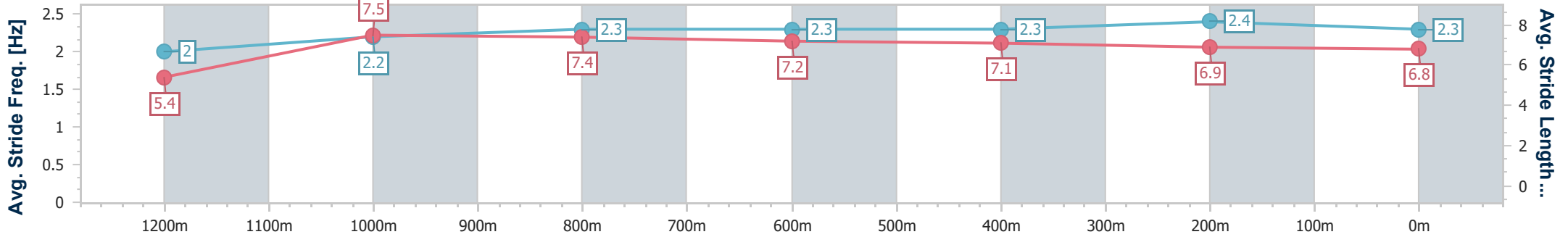
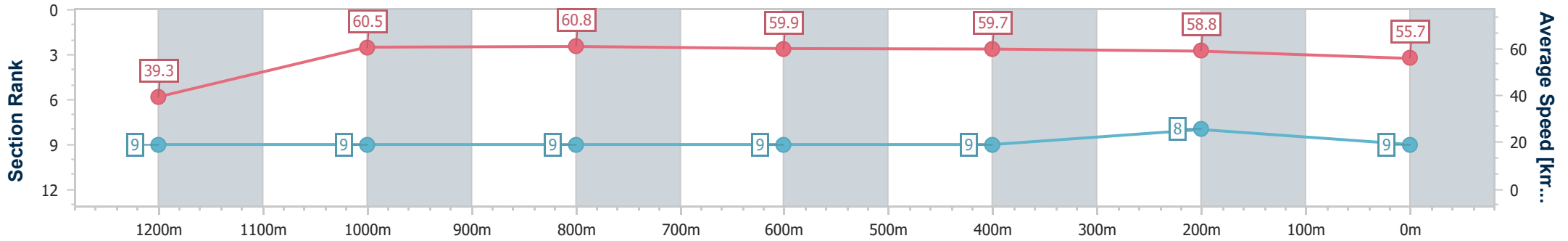
Toowoomba QLD Professional
 Race 2: THE GERRY BROWN'S MEMORIAL BENCHMARK 62
 Handicap - 1300m



24 February 2024 - 17:58

Track Rating: Soft 5, Weather: Showers, Rail Position: +2m Entire

Section	Overall	1200m	1000m	800m	600m	400m	200m
Section Times	1:22.35 [9] (0:09.15)	1:13.20 [9] (0:11.92)	1:01.28 [9] (0:11.90)	0:49.38 [9] (0:12.11)	0:37.27 [9] (0:12.17)	0:25.10 [9] (0:12.17)	0:12.93 [8] (0:12.93)
Average Speed [km/h]	39.3	60.5	60.8	59.9	59.7	58.8	55.7
Top Speed [km/h]	57.3	63.4	62.8	60.6	61.0	60.5	57.8
Avg. Dist. to Rail [m]	8.1	2.1	1.4	1.9	1.2	0.7	0.5
Avg. Stride Freq. [Hz]	2.0	2.2	2.3	2.3	2.3	2.4	2.3
Avg. Stride Length [m]	5.4	7.5	7.4	7.2	7.1	6.9	6.8



- [] Ranking at each section and finish
- .-.- No data available at this section
- NA No data available



Toowoomba QLD Professional
Race 3: GERRY BROWN'S TYRE ACCESSORIES RATINGS BAND 0 - 58
Handicap - 1200m
24 February 2024 - 18:35



Track Rating: Soft 5, Weather: Showers, Rail Position: +2m Entire

Section													Last 600m	
Field Times		Overall	1000m	800m	600m	400m	200m						0:38.06	
		1:14.64 (0:13.63)	1:01.01 (0:11.22)	0:49.79 (0:11.73)	0:38.06 (0:12.43)	0:25.63 (0:12.93)	0:12.70 (0:12.70)							
Rank	TAB	Horse/Jockey	Barrier	Top Speed [km/h]	Fastest Section								Margin	Distance Travelled [m]
1	2	FIERY RING Nozi Tomizawa	5	65.1 1000m	0:11.48 1000m	1:14.64 [1] (0:14.16)	1:00.48 [7] (0:11.48)	0:49.00 [7] (0:11.74)	0:37.26 [7] (0:12.09)	0:25.17 [6] (0:12.47)	0:12.70 [1] (0:12.70)	1:14.64	0:37.26	
2	7	JUBILANT Nathan Fazackerley	6	65.4 Overall	0:11.53 1000m	1:14.66 [2] (0:14.24)	1:00.42 [8] (0:11.53)	0:48.89 [8] (0:11.61)	0:37.28 [8] (0:12.38)	0:24.90 [8] (0:12.35)	0:12.55 [4] (0:12.55)	0.1L	0:37.28	-1
3	4	PUREZZA Olivia Webb	2	65.2 1000m	0:11.40 1000m	1:14.75 [3] (0:14.09)	1:00.66 [6] (0:11.40)	0:49.26 [6] (0:11.72)	0:37.54 [6] (0:12.23)	0:25.31 [4] (0:12.59)	0:12.72 [2] (0:12.72)	0.6L	0:37.54	-10
4	11	YOURALLTHAT Madeleine Wishart	3	65.2 Overall	0:11.37 1000m	1:14.90 [4] (0:13.74)	1:01.16 [3] (0:11.37)	0:49.79 [4] (0:11.81)	0:37.98 [4] (0:12.29)	0:25.69 [2] (0:12.83)	0:12.86 [3] (0:12.86)	1.4L	0:37.98	-4
5	12	DISTANT SECRET Kenji Yoshida	9	65.2 Overall	0:11.35 1000m	1:15.64 [5] (0:14.56)	1:01.08 [10] (0:11.35)	0:49.73 [9] (0:11.76)	0:37.97 [9] (0:12.23)	0:25.74 [9] (0:12.71)	0:13.03 [8] (0:13.03)	5.7L	0:37.97	-4
6	9	CLEARLY GEORGE Karl Zechner	12	67.2 Overall	0:11.10 1000m	1:15.79 [6] (0:13.75)	1:02.04 [4] (0:11.10)	0:50.94 [1] (0:11.73)	0:39.21 [1] (0:12.43)	0:26.78 [1] (0:13.12)	0:13.66 [5] (0:13.66)	6.5L	0:39.21	-5
7	3	IRISH MAUDIE Georgina Cartwright	4	66.7 1000m	0:11.45 1000m	1:15.88 [7] (0:14.00)	1:01.88 [5] (0:11.45)	0:50.43 [5] (0:11.68)	0:38.75 [5] (0:12.45)	0:26.30 [7] (0:12.90)	0:13.40 [7] (0:13.40)	7L	0:38.75	-1
8	1	BY BY MUSIC Stacey Callow	13	66.9 Overall	0:11.24 1000m	1:16.14 [8] (0:13.73)	1:02.41 [2] (0:11.24)	0:51.17 [2] (0:11.77)	0:39.40 [2] (0:12.54)	0:26.86 [3] (0:13.08)	0:13.78 [6] (0:13.78)	8.5L	0:39.40	-5
9	5	THE CRUSHA Dan McGillivray	11	63.8 Overall	0:11.78 800m	1:16.47 [9] (0:14.46)	1:02.01 [9] (0:11.88)	0:50.13 [10] (0:11.78)	0:38.35 [10] (0:12.02)	0:26.33 [10] (0:12.71)	0:13.62 [10] (0:13.62)	10.3L	0:38.35	-8
10	8	ELECTRIC Sariah Champkin	1	66.7 Overall	0:11.34 1000m	1:17.54 [10] (0:13.63)	1:03.91 [1] (0:11.34)	0:52.57 [3] (0:11.92)	0:40.65 [3] (0:12.56)	0:28.09 [5] (0:13.30)	0:14.79 [9] (0:14.79)	16.6L	0:40.65	-5

Scratched: Eye Wanted (#10), Awesome Audrey (#6), Instant Response (#13)

[] Ranking at each section and finish
 -:-:- No data available at this section
 NA No data available
 SCN Saddle cloth number
 DNF Did not finish
 DNT Did not track



Horse/Jockey Name	Fiery Ring
Final Rank	1
Fastest Section Time (Section)	0:11.48 (1000m)
Top Speed [km/h] (Section)	65.1 (1000m)
Race State	Finished



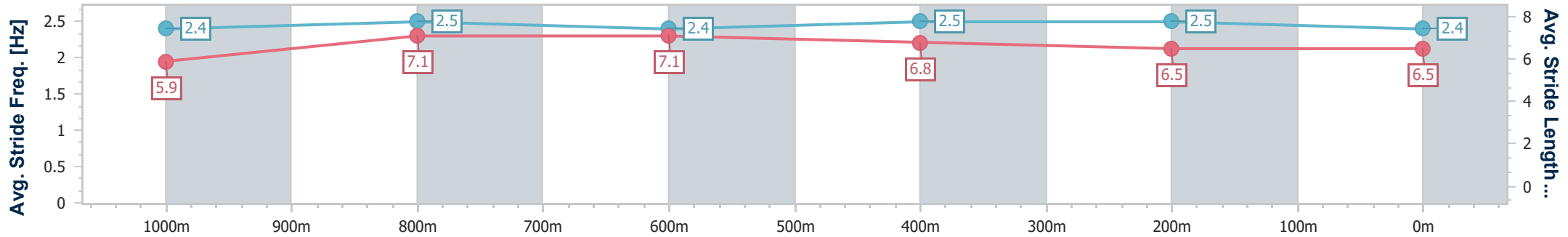
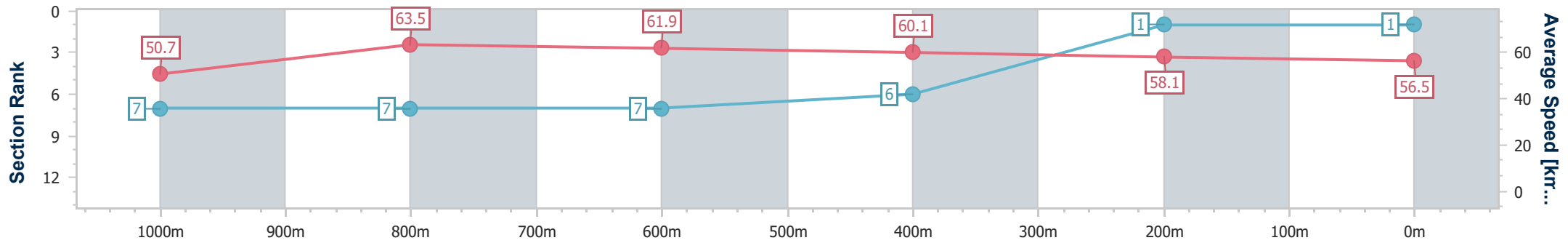
Toowoomba QLD Professional
 Race 3: GERRY BROWN'S TYRE ACCESSORIES RATINGS
 BAND 0 - 58 Handicap - 1200m



24 February 2024 - 18:35

Track Rating: Soft 5, Weather: Showers, Rail Position: +2m Entire

Section	Overall	1000m	800m	600m	400m	200m
Section Times	1:14.64 [1] (0:14.16)	1:00.48 [7] (0:11.48)	0:49.00 [7] (0:11.74)	0:37.26 [7] (0:12.09)	0:25.17 [6] (0:12.47)	0:12.70 [1] (0:12.70)
Average Speed [km/h]	50.7	63.5	61.9	60.1	58.1	56.5
Top Speed [km/h]	64.5	65.1	62.5	62.2	59.2	58.9
Avg. Dist. to Rail [m]	6.5	3.0	2.3	1.8	2.6	2.9
Avg. Stride Freq. [Hz]	2.4	2.5	2.4	2.5	2.5	2.4
Avg. Stride Length [m]	5.9	7.1	7.1	6.8	6.5	6.5



- [] Ranking at each section and finish
- .-.- No data available at this section
- NA No data available



Horse/Jockey Name	Jubilant
Final Rank	2
Fastest Section Time (Section)	0:11.53 (1000m)
Top Speed [km/h] (Section)	65.4 (Overall)
Race State	Finished



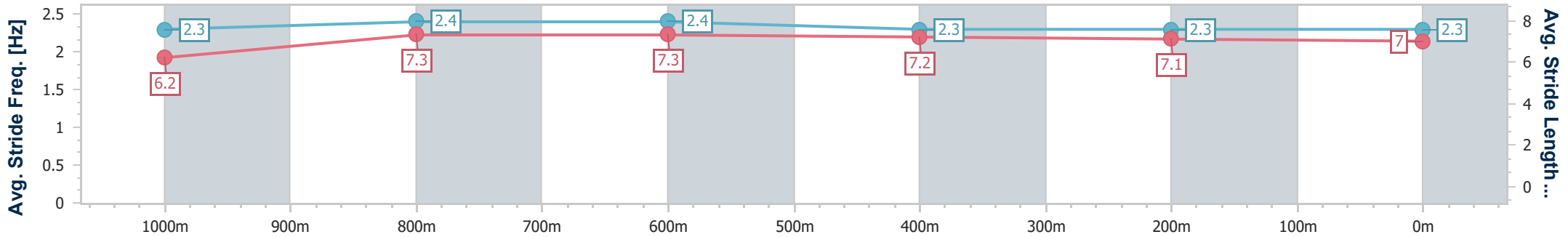
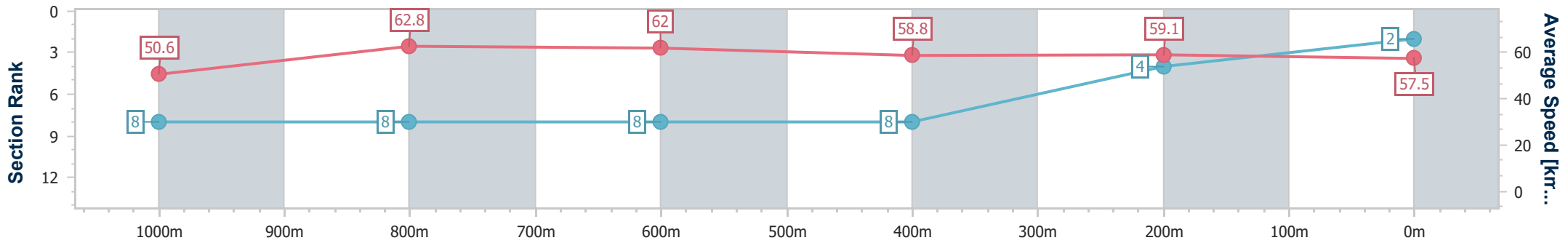
Toowoomba QLD Professional
 Race 3: GERRY BROWN'S TYRE ACCESSORIES RATINGS
 BAND 0 - 58 Handicap - 1200m



24 February 2024 - 18:35

Track Rating: Soft 5, Weather: Showers, Rail Position: +2m Entire

Section	Overall	1000m	800m	600m	400m	200m
Section Times	1:14.66 [2] (0:14.24)	1:00.42 [8] (0:11.53)	0:48.89 [8] (0:11.61)	0:37.28 [8] (0:12.38)	0:24.90 [8] (0:12.35)	0:12.55 [4] (0:12.55)
Average Speed [km/h]	50.6	62.8	62.0	58.8	59.1	57.5
Top Speed [km/h]	65.4	63.9	64.2	60.8	60.0	58.9
Avg. Dist. to Rail [m]	5.2	1.7	0.9	2.0	4.3	4.9
Avg. Stride Freq. [Hz]	2.3	2.4	2.4	2.3	2.3	2.3
Avg. Stride Length [m]	6.2	7.3	7.3	7.2	7.1	7.0



- [] Ranking at each section and finish
- .-.- No data available at this section
- NA No data available



Horse/Jockey Name	Purezza
Final Rank	3
Fastest Section Time (Section)	0:11.40 (1000m)
Top Speed [km/h] (Section)	65.2 (1000m)
Race State	Finished



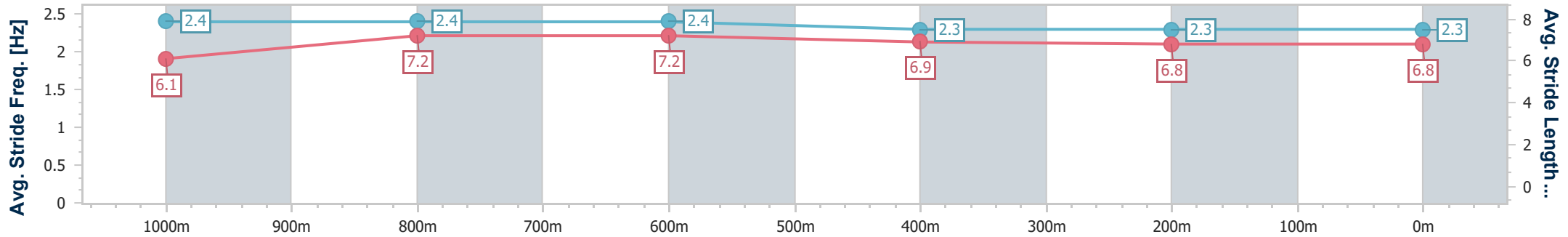
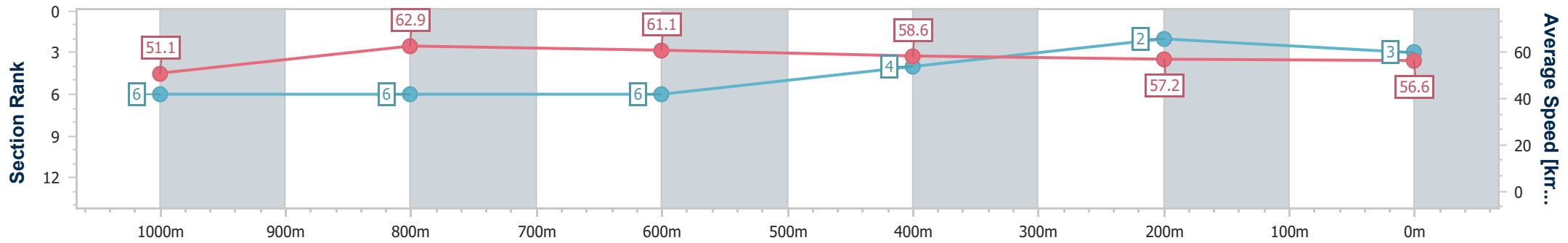
Toowoomba QLD Professional
 Race 3: GERRY BROWN'S TYRE ACCESSORIES RATINGS
 BAND 0 - 58 Handicap - 1200m



24 February 2024 - 18:35

Track Rating: Soft 5, Weather: Showers, Rail Position: +2m Entire

Section	Overall	1000m	800m	600m	400m	200m
Section Times	1:14.75 [3] (0:14.09)	1:00.66 [6] (0:11.40)	0:49.26 [6] (0:11.72)	0:37.54 [6] (0:12.23)	0:25.31 [4] (0:12.59)	0:12.72 [2] (0:12.72)
Average Speed [km/h]	51.1	62.9	61.1	58.6	57.2	56.6
Top Speed [km/h]	64.8	65.2	62.7	61.8	59.0	58.6
Avg. Dist. to Rail [m]	1.8	0.3	1.6	1.4	1.2	2.0
Avg. Stride Freq. [Hz]	2.4	2.4	2.4	2.3	2.3	2.3
Avg. Stride Length [m]	6.1	7.2	7.2	6.9	6.8	6.8



- [] Ranking at each section and finish
- .-.- No data available at this section
- NA No data available



Horse/Jockey Name	Yourallthat
Final Rank	4
Fastest Section Time (Section)	0:11.37 (1000m)
Top Speed [km/h] (Section)	65.2 (Overall)
Race State	Finished



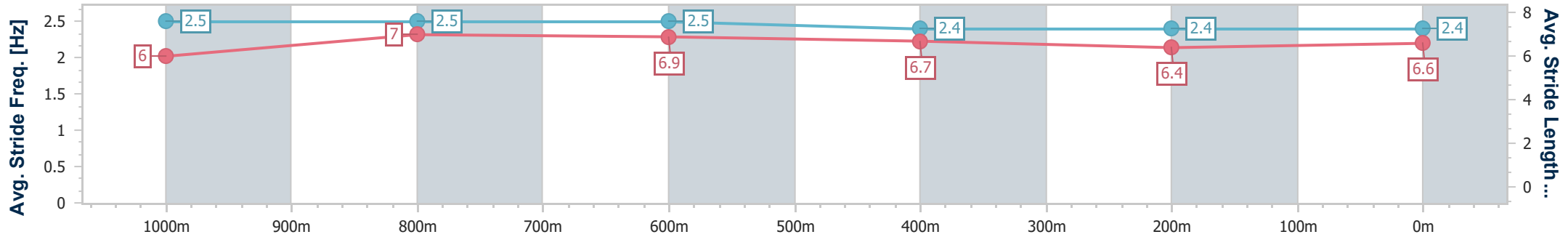
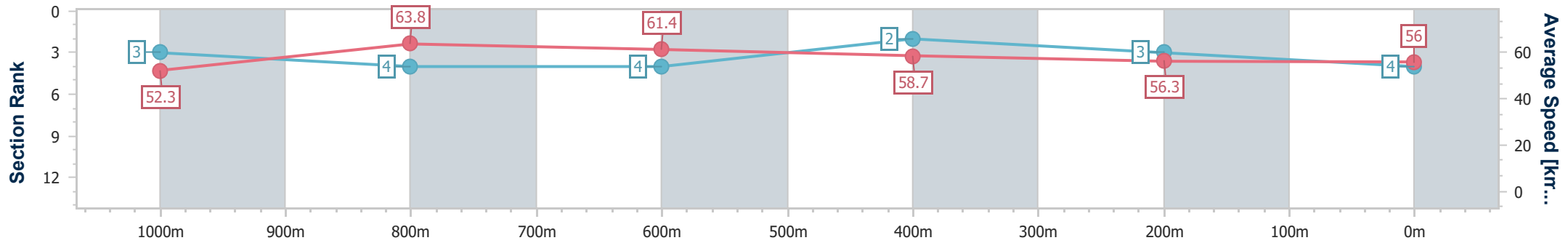
Toowoomba QLD Professional
 Race 3: GERRY BROWN'S TYRE ACCESSORIES RATINGS
 BAND 0 - 58 Handicap - 1200m



24 February 2024 - 18:35

Track Rating: Soft 5, Weather: Showers, Rail Position: +2m Entire

Section	Overall	1000m	800m	600m	400m	200m
Section Times	1:14.90 [4] (0:13.74)	1:01.16 [3] (0:11.37)	0:49.79 [4] (0:11.81)	0:37.98 [4] (0:12.29)	0:25.69 [2] (0:12.83)	0:12.86 [3] (0:12.86)
Average Speed [km/h]	52.3	63.8	61.4	58.7	56.3	56.0
Top Speed [km/h]	65.2	65.0	62.4	61.4	58.1	57.6
Avg. Dist. to Rail [m]	2.5	1.5	1.3	0.9	1.8	0.7
Avg. Stride Freq. [Hz]	2.5	2.5	2.5	2.4	2.4	2.4
Avg. Stride Length [m]	6.0	7.0	6.9	6.7	6.4	6.6



- [] Ranking at each section and finish
- .-.- No data available at this section
- NA No data available



Horse/Jockey Name	Distant Secret
Final Rank	5
Fastest Section Time (Section)	0:11.35 (1000m)
Top Speed [km/h] (Section)	65.2 (Overall)
Race State	Finished



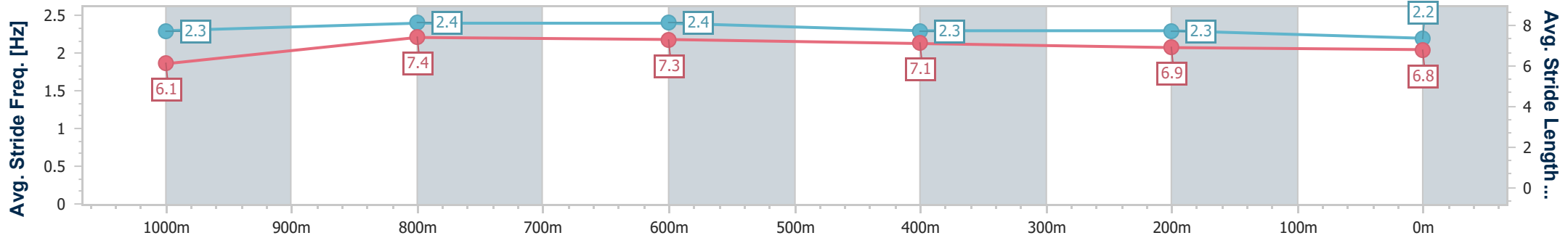
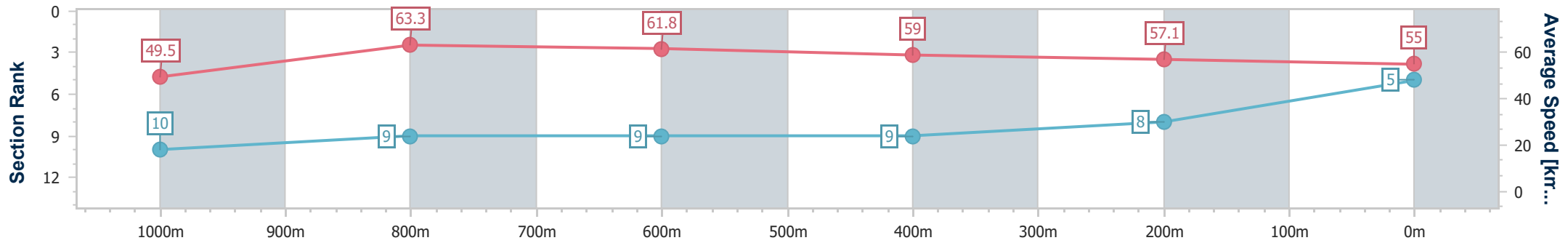
Toowoomba QLD Professional
 Race 3: GERRY BROWN'S TYRE ACCESSORIES RATINGS
 BAND 0 - 58 Handicap - 1200m



24 February 2024 - 18:35

Track Rating: Soft 5, Weather: Showers, Rail Position: +2m Entire

Section	Overall	1000m	800m	600m	400m	200m
Section Times	1:15.64 [5] (0:14.56)	1:01.08 [10] (0:11.35)	0:49.73 [9] (0:11.76)	0:37.97 [9] (0:12.23)	0:25.74 [9] (0:12.71)	0:13.03 [8] (0:13.03)
Average Speed [km/h]	49.5	63.3	61.8	59.0	57.1	55.0
Top Speed [km/h]	65.2	65.0	63.0	61.2	59.3	56.1
Avg. Dist. to Rail [m]	4.0	0.4	1.4	1.3	1.1	1.5
Avg. Stride Freq. [Hz]	2.3	2.4	2.4	2.3	2.3	2.2
Avg. Stride Length [m]	6.1	7.4	7.3	7.1	6.9	6.8



- [] Ranking at each section and finish
- .-.- No data available at this section
- NA No data available



Horse/Jockey Name	Clearly George
Final Rank	6
Fastest Section Time (Section)	0:11.10 (1000m)
Top Speed [km/h] (Section)	67.2 (Overall)
Race State	Finished



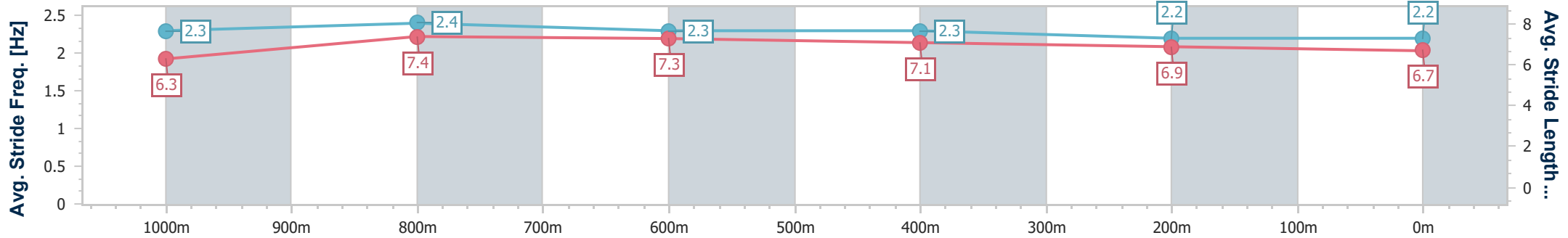
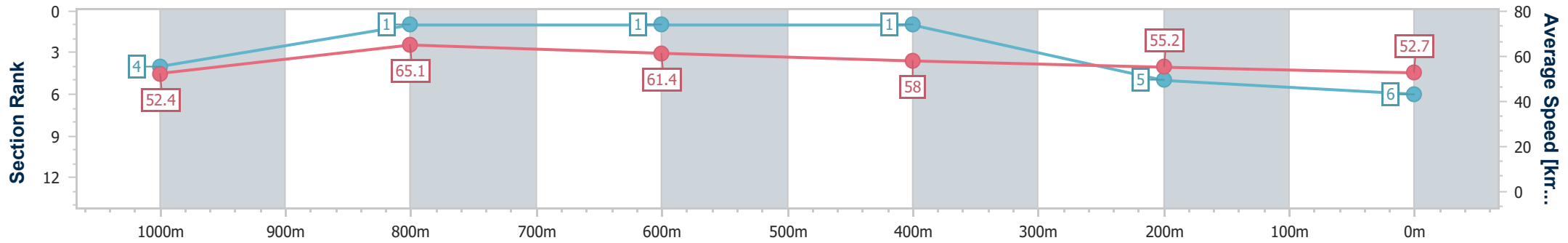
Toowoomba QLD Professional
 Race 3: GERRY BROWN'S TYRE ACCESSORIES RATINGS
 BAND 0 - 58 Handicap - 1200m



24 February 2024 - 18:35

Track Rating: Soft 5, Weather: Showers, Rail Position: +2m Entire

Section	Overall	1000m	800m	600m	400m	200m
Section Times	1:15.79 [6] (0:13.75)	1:02.04 [4] (0:11.10)	0:50.94 [1] (0:11.73)	0:39.21 [1] (0:12.43)	0:26.78 [1] (0:13.12)	0:13.66 [5] (0:13.66)
Average Speed [km/h]	52.4	65.1	61.4	58.0	55.2	52.7
Top Speed [km/h]	67.2	66.9	63.5	60.9	56.6	54.0
Avg. Dist. to Rail [m]	6.8	2.1	0.3	0.5	1.1	0.8
Avg. Stride Freq. [Hz]	2.3	2.4	2.3	2.3	2.2	2.2
Avg. Stride Length [m]	6.3	7.4	7.3	7.1	6.9	6.7



- [] Ranking at each section and finish
- .-.- No data available at this section
- NA No data available



Horse/Jockey Name	Irish Maudie
Final Rank	7
Fastest Section Time (Section)	0:11.45 (1000m)
Top Speed [km/h] (Section)	66.7 (1000m)
Race State	Finished



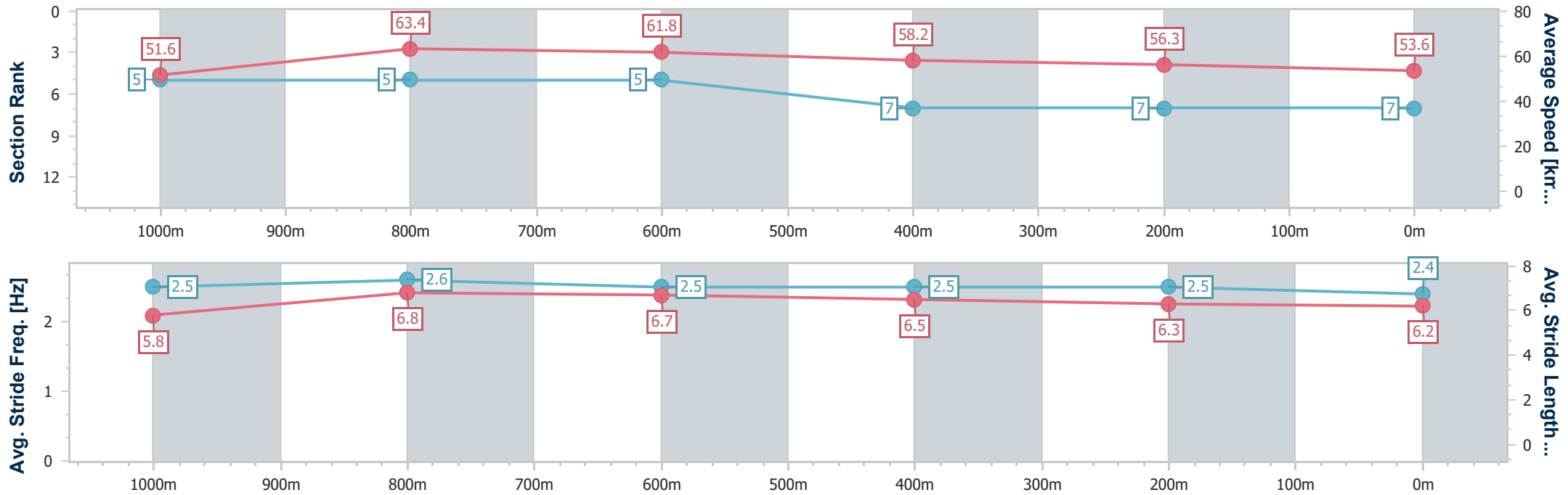
Toowoomba QLD Professional
 Race 3: GERRY BROWN'S TYRE ACCESSORIES RATINGS
 BAND 0 - 58 Handicap - 1200m



24 February 2024 - 18:35

Track Rating: Soft 5, Weather: Showers, Rail Position: +2m Entire

Section	Overall	1000m	800m	600m	400m	200m
Section Times	1:15.88 [7] (0:14.00)	1:01.88 [5] (0:11.45)	0:50.43 [5] (0:11.68)	0:38.75 [5] (0:12.45)	0:26.30 [7] (0:12.90)	0:13.40 [7] (0:13.40)
Average Speed [km/h]	51.6	63.4	61.8	58.2	56.3	53.6
Top Speed [km/h]	66.6	66.7	62.4	62.1	57.9	55.2
Avg. Dist. to Rail [m]	4.1	2.8	1.0	0.9	2.9	4.3
Avg. Stride Freq. [Hz]	2.5	2.6	2.5	2.5	2.5	2.4
Avg. Stride Length [m]	5.8	6.8	6.7	6.5	6.3	6.2



- [] Ranking at each section and finish
- .-.- No data available at this section
- NA No data available



Horse/Jockey Name	By By Music
Final Rank	8
Fastest Section Time (Section)	0:11.24 (1000m)
Top Speed [km/h] (Section)	66.9 (Overall)
Race State	Finished



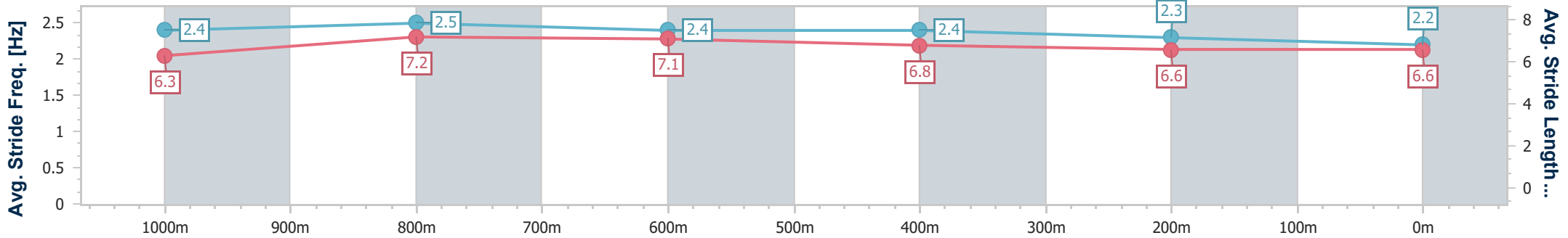
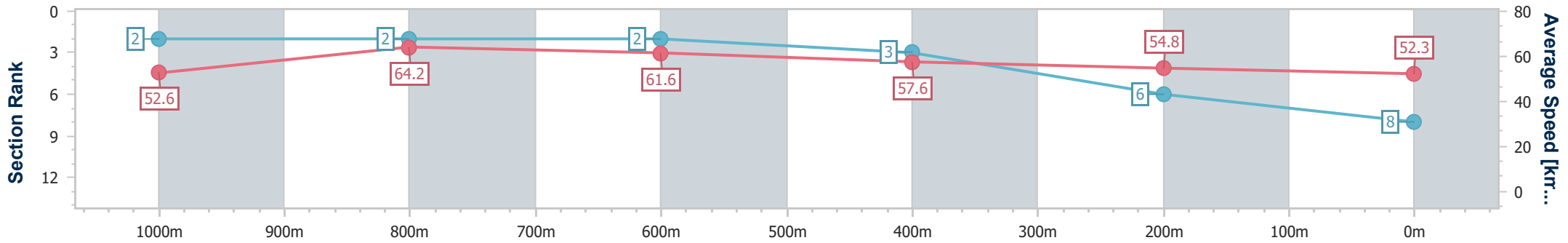
Toowoomba QLD Professional
 Race 3: GERRY BROWN'S TYRE ACCESSORIES RATINGS
 BAND 0 - 58 Handicap - 1200m



24 February 2024 - 18:35

Track Rating: Soft 5, Weather: Showers, Rail Position: +2m Entire

Section	Overall	1000m	800m	600m	400m	200m
Section Times	1:16.14 [8] (0:13.73)	1:02.41 [2] (0:11.24)	0:51.17 [2] (0:11.77)	0:39.40 [2] (0:12.54)	0:26.86 [3] (0:13.08)	0:13.78 [6] (0:13.78)
Average Speed [km/h]	52.6	64.2	61.6	57.6	54.8	52.3
Top Speed [km/h]	66.9	65.7	63.5	60.0	56.5	54.0
Avg. Dist. to Rail [m]	8.6	2.2	1.4	0.6	0.6	0.5
Avg. Stride Freq. [Hz]	2.4	2.5	2.4	2.4	2.3	2.2
Avg. Stride Length [m]	6.3	7.2	7.1	6.8	6.6	6.6



- [] Ranking at each section and finish
- .-.- No data available at this section
- NA No data available



Horse/Jockey Name	The Crusha
Final Rank	9
Fastest Section Time (Section)	0:11.78 (800m)
Top Speed [km/h] (Section)	63.8 (Overall)
Race State	Finished

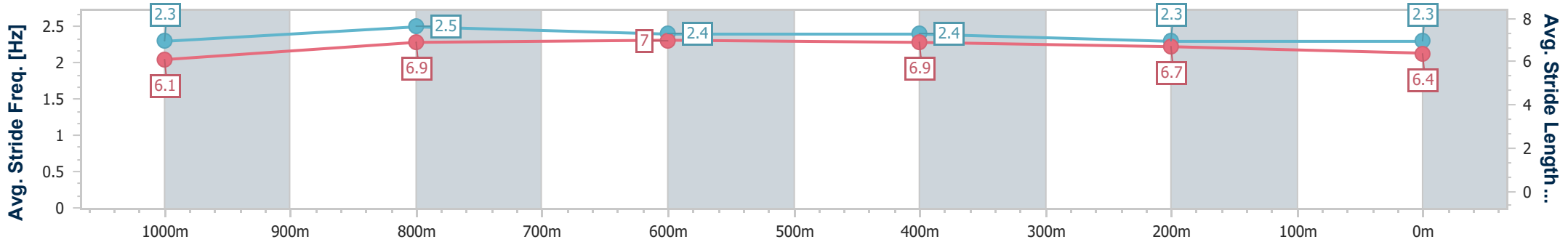
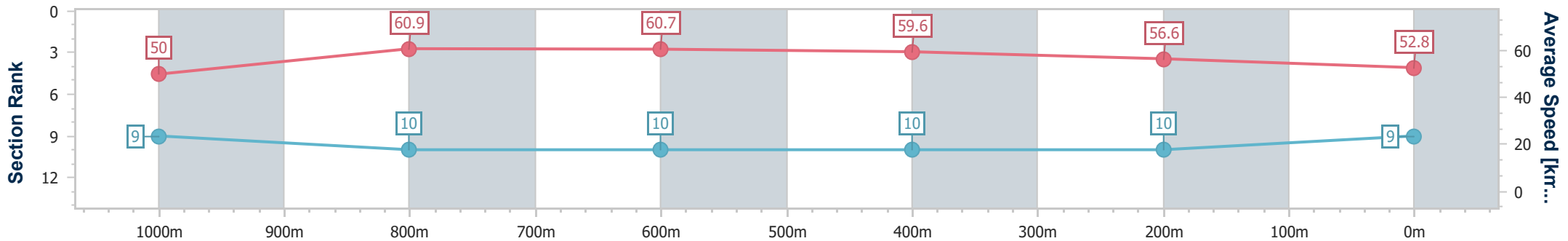


Toowoomba QLD Professional
 Race 3: GERRY BROWN'S TYRE ACCESSORIES RATINGS
 BAND 0 - 58 Handicap - 1200m
 24 February 2024 - 18:35



Track Rating: Soft 5, Weather: Showers, Rail Position: +2m Entire

Section	Overall	1000m	800m	600m	400m	200m
Section Times	1:16.47 [9] (0:14.46)	1:02.01 [9] (0:11.88)	0:50.13 [10] (0:11.78)	0:38.35 [10] (0:12.02)	0:26.33 [10] (0:12.71)	0:13.62 [10] (0:13.62)
Average Speed [km/h]	50.0	60.9	60.7	59.6	56.6	52.8
Top Speed [km/h]	63.8	63.5	62.2	61.1	58.2	54.7
Avg. Dist. to Rail [m]	3.3	2.3	1.4	1.2	0.5	2.3
Avg. Stride Freq. [Hz]	2.3	2.5	2.4	2.4	2.3	2.3
Avg. Stride Length [m]	6.1	6.9	7.0	6.9	6.7	6.4



- [] Ranking at each section and finish
- .-.- No data available at this section
- NA No data available



Horse/Jockey Name	Electric
Final Rank	10
Fastest Section Time (Section)	0:11.34 (1000m)
Top Speed [km/h] (Section)	66.7 (Overall)
Race State	Finished



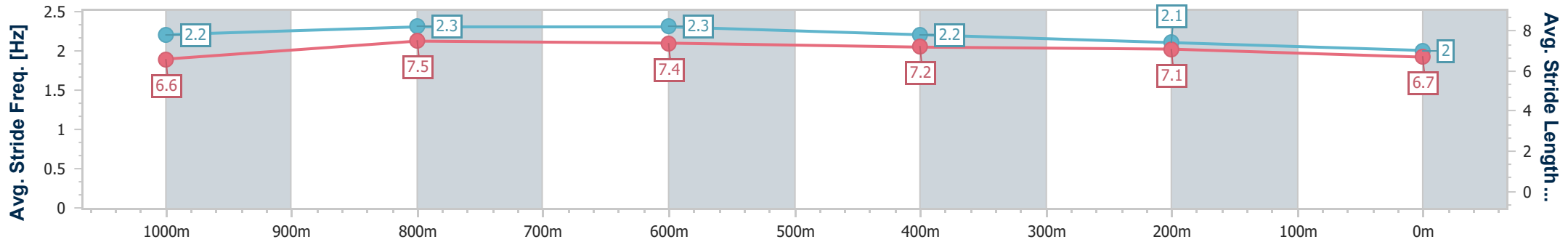
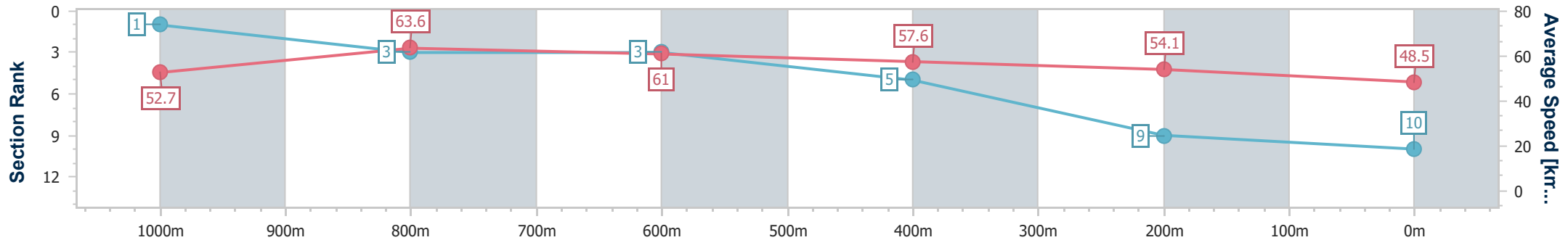
Toowoomba QLD Professional
 Race 3: GERRY BROWN'S TYRE ACCESSORIES RATINGS
 BAND 0 - 58 Handicap - 1200m



24 February 2024 - 18:35

Track Rating: Soft 5, Weather: Showers, Rail Position: +2m Entire

Section	Overall	1000m	800m	600m	400m	200m
Section Times	1:17.54 [10] (0:13.63)	1:03.91 [1] (0:11.34)	0:52.57 [3] (0:11.92)	0:40.65 [3] (0:12.56)	0:28.09 [5] (0:13.30)	0:14.79 [9] (0:14.79)
Average Speed [km/h]	52.7	63.6	61.0	57.6	54.1	48.5
Top Speed [km/h]	66.7	65.9	62.1	60.4	56.6	50.4
Avg. Dist. to Rail [m]	2.1	1.2	2.6	0.7	0.5	2.9
Avg. Stride Freq. [Hz]	2.2	2.3	2.3	2.2	2.1	2.0
Avg. Stride Length [m]	6.6	7.5	7.4	7.2	7.1	6.7



- [] Ranking at each section and finish
- .-.- No data available at this section
- NA No data available



Toowoomba QLD Professional

Race 4: SPACERACK SHELVING & RACKING Maiden Plate - 1200m

24 February 2024 - 19:14



Track Rating: Soft 5, Weather: Showers, Rail Position: +2m Entire

Section		Overall											Last 600m	
Field Times		1:14.75											0:38.36	
		(0:13.61)											(0:13.31)	
Rank	TAB	Horse/Jockey	Barrier	Top Speed [km/h]	Fastest Section	1000m	800m	600m	400m	200m	Margin	Distance Travelled [m]		
1	7	DEPTH CHARGE	13	70.1	0:11.05	1:14.75 [1]	1:01.01 [2]	0:49.96 [2]	0:38.36 [1]	0:26.00 [2]	0:13.05 [2]	1:14.75	0:38.36	
		Georgina Cartwright		1000m	1000m	(0:13.74)	(0:11.05)	(0:11.60)	(0:12.36)	(0:12.95)	(0:13.05)			
2	14	I AM A MARVEL	10	66.6	0:11.11	1:15.06 [2]	1:01.45 [1]	0:50.34 [1]	0:38.67 [2]	0:26.40 [1]	0:13.62 [1]	1.8L	0:38.67	-11
		Les Tilley		1000m	1000m	(0:13.61)	(0:11.11)	(0:11.67)	(0:12.27)	(0:12.78)	(0:13.62)			
3	11	TOO MUCH MAKEUP	9	65.6	0:11.23	1:15.29 [3]	1:01.36 [3]	0:50.13 [4]	0:38.51 [4]	0:26.08 [4]	0:13.40 [3]	3.1L	0:38.51	-2
		Sariah Champkin		1000m	1000m	(0:13.93)	(0:11.23)	(0:11.62)	(0:12.43)	(0:12.68)	(0:13.40)			
4	10	SUNCRAFT	11	65.3	0:11.43	1:15.39 [4]	1:01.45 [6]	0:50.02 [5]	0:38.28 [5]	0:25.86 [5]	0:13.01 [5]	3.6L	0:38.28	+0
		Cecily Eaton		1000m	1000m	(0:13.94)	(0:11.43)	(0:11.74)	(0:12.42)	(0:12.85)	(0:13.01)			
5	12	JORUM	6	64.4	0:11.42	1:15.42 [5]	1:00.80 [10]	0:49.38 [9]	0:37.87 [9]	0:25.52 [8]	0:12.76 [7]	3.7L	0:37.87	-5
		Nozi Tomizawa		800m	1000m	(0:14.62)	(0:11.42)	(0:11.51)	(0:12.35)	(0:12.76)	(0:12.76)			
6	1	BARGARA BOUND	1	66.0	0:11.50	1:15.83 [6]	1:01.59 [7]	0:50.09 [7]	0:38.47 [7]	0:26.15 [6]	0:13.19 [6]	6L	0:38.47	-4
		Jake Molloy		1000m	1000m	(0:14.24)	(0:11.50)	(0:11.62)	(0:12.32)	(0:12.96)	(0:13.19)			
7	13	TALAKAI	3	65.5	0:11.17	1:15.93 [7]	1:02.00 [4]	0:50.83 [3]	0:39.23 [3]	0:26.85 [3]	0:13.67 [4]	6.5L	0:39.23	-6
		Dale Smith		1000m	1000m	(0:13.93)	(0:11.17)	(0:11.60)	(0:12.38)	(0:13.18)	(0:13.67)			
8	8	EDGEWISE	4	63.6	0:11.57	1:16.21 [8]	1:01.73 [9]	0:50.16 [10]	0:38.31 [10]	0:25.92 [10]	0:13.11 [8]	8L	0:38.31	-5
		Karl Zechner		1000m	1000m	(0:14.48)	(0:11.57)	(0:11.85)	(0:12.39)	(0:12.81)	(0:13.11)			
9	6	APPROVAL	5	66.0	0:11.56	1:17.51 [9]	1:03.58 [5]	0:52.02 [6]	0:40.26 [6]	0:27.76 [7]	0:14.39 [9]	15.5L	0:40.26	-1
		Nathan Fazackerley		Overall	1000m	(0:13.93)	(0:11.56)	(0:11.76)	(0:12.50)	(0:13.37)	(0:14.39)			
10	2	BATTALION	7	65.3	0:11.37	1:19.55 [10]	1:05.13 [8]	0:53.76 [8]	0:42.09 [8]	0:29.52 [9]	0:16.03 [10]	27.3L	0:42.09	-5
		Adin Thompson		Overall	1000m	(0:14.42)	(0:11.37)	(0:11.67)	(0:12.57)	(0:13.49)	(0:16.03)			

Scratched: Spressi (#16), The Uprising (#5), Field Of Mars (#3), Puzzle Designer (#4), Southampton Dock (#9), Queen Of Dark (#15)

[] Ranking at each section and finish
 -:-:- No data available at this section
 NA No data available

SCN Saddle cloth number
 DNF Did not finish
 DNT Did not track



Horse/Jockey Name	Depth Charge
Final Rank	1
Fastest Section Time (Section)	0:11.05 (1000m)
Top Speed [km/h] (Section)	70.1 (1000m)
Race State	Finished



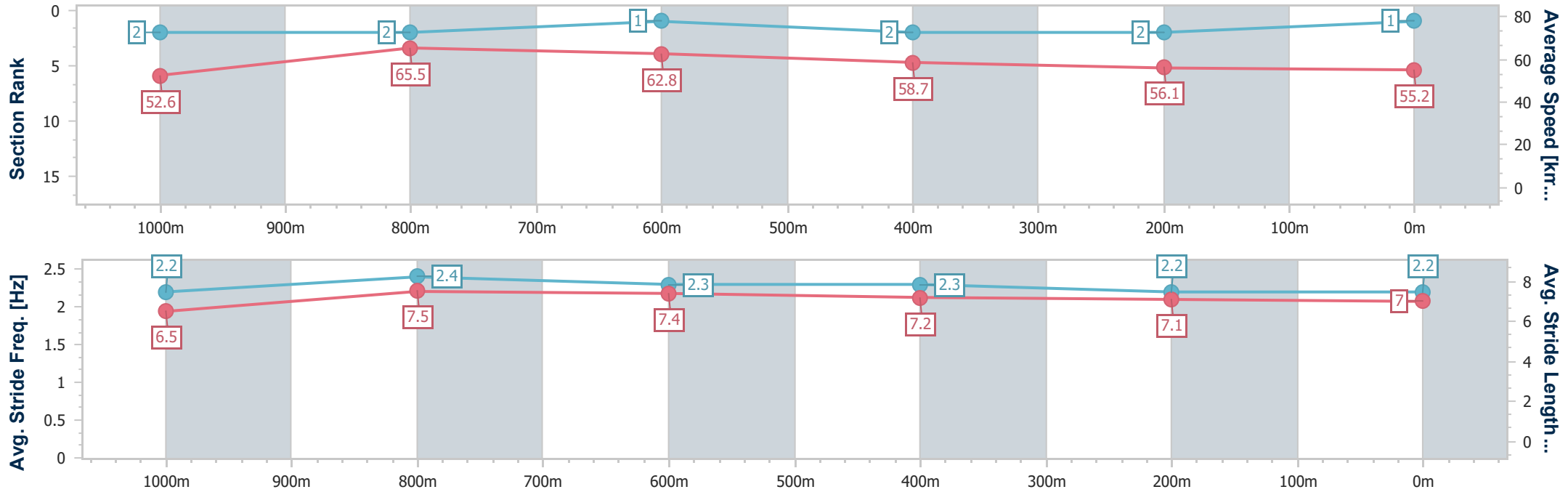
Toowoomba QLD Professional
Race 4: SPACERACK SHELIVING & RACKING Maiden Plate - 1200m



24 February 2024 - 19:14

Track Rating: Soft 5, Weather: Showers, Rail Position: +2m Entire

Section	Overall	1000m	800m	600m	400m	200m
Section Times	1:14.75 [1] (0:13.74)	1:01.01 [2] (0:11.05)	0:49.96 [2] (0:11.60)	0:38.36 [1] (0:12.36)	0:26.00 [2] (0:12.95)	0:13.05 [2] (0:13.05)
Average Speed [km/h]	52.6	65.5	62.8	58.7	56.1	55.2
Top Speed [km/h]	69.3	70.1	64.4	61.1	56.8	56.3
Avg. Dist. to Rail [m]	5.8	1.5	2.9	2.1	1.4	0.2
Avg. Stride Freq. [Hz]	2.2	2.4	2.3	2.3	2.2	2.2
Avg. Stride Length [m]	6.5	7.5	7.4	7.2	7.1	7.0



- [] Ranking at each section and finish
- .-.- No data available at this section
- NA No data available



Horse/Jockey Name	I Am A Marvel
Final Rank	2
Fastest Section Time (Section)	0:11.11 (1000m)
Top Speed [km/h] (Section)	66.6 (1000m)
Race State	Finished



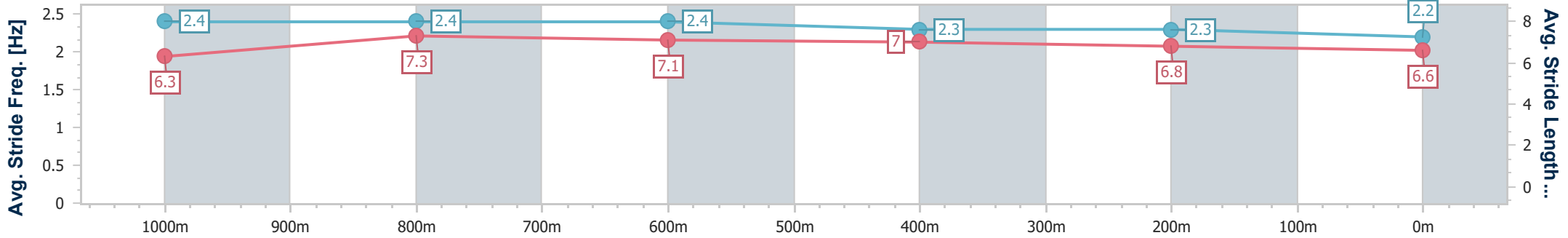
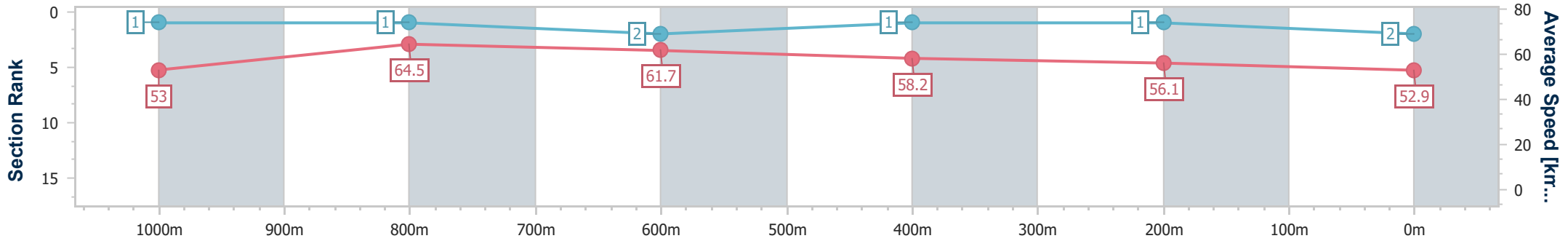
Toowoomba QLD Professional
Race 4: SPACERACK SHELIVING & RACKING Maiden Plate - 1200m



24 February 2024 - 19:14

Track Rating: Soft 5, Weather: Showers, Rail Position: +2m Entire

Section	Overall	1000m	800m	600m	400m	200m
Section Times	1:15.06 [2] (0:13.61)	1:01.45 [1] (0:11.11)	0:50.34 [1] (0:11.67)	0:38.67 [2] (0:12.27)	0:26.40 [1] (0:12.78)	0:13.62 [1] (0:13.62)
Average Speed [km/h]	53.0	64.5	61.7	58.2	56.1	52.9
Top Speed [km/h]	64.2	66.6	64.1	61.3	57.6	55.1
Avg. Dist. to Rail [m]	3.9	1.3	0.3	1.3	1.1	0.7
Avg. Stride Freq. [Hz]	2.4	2.4	2.4	2.3	2.3	2.2
Avg. Stride Length [m]	6.3	7.3	7.1	7.0	6.8	6.6



- [] Ranking at each section and finish
- .-.- No data available at this section
- NA No data available



Horse/Jockey Name	Too Much Makeup
Final Rank	3
Fastest Section Time (Section)	0:11.23 (1000m)
Top Speed [km/h] (Section)	65.6 (1000m)
Race State	Finished



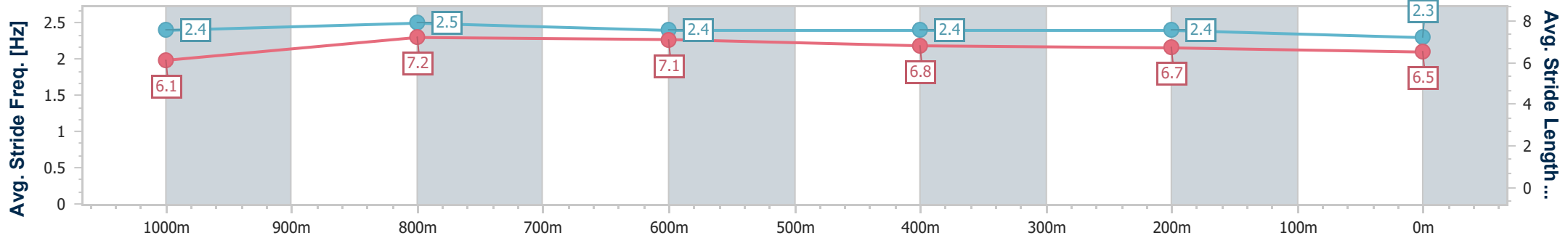
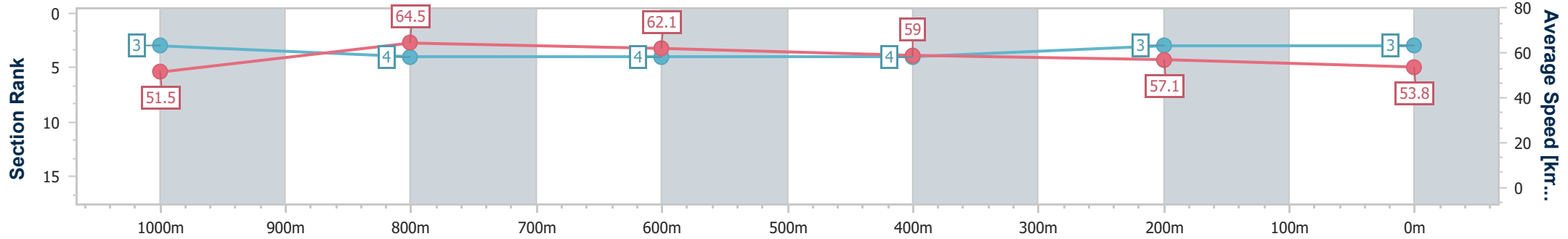
Toowoomba QLD Professional
Race 4: SPACERACK SHELIVING & RACKING Maiden Plate - 1200m



24 February 2024 - 19:14

Track Rating: Soft 5, Weather: Showers, Rail Position: +2m Entire

Section	Overall	1000m	800m	600m	400m	200m
Section Times	1:15.29 [3] (0:13.93)	1:01.36 [3] (0:11.23)	0:50.13 [4] (0:11.62)	0:38.51 [4] (0:12.43)	0:26.08 [4] (0:12.68)	0:13.40 [3] (0:13.40)
Average Speed [km/h]	51.5	64.5	62.1	59.0	57.1	53.8
Top Speed [km/h]	64.7	65.6	63.4	61.4	58.6	54.6
Avg. Dist. to Rail [m]	3.1	0.7	1.5	3.2	2.0	1.7
Avg. Stride Freq. [Hz]	2.4	2.5	2.4	2.4	2.4	2.3
Avg. Stride Length [m]	6.1	7.2	7.1	6.8	6.7	6.5



- [] Ranking at each section and finish
- .-.- No data available at this section
- NA No data available



Horse/Jockey Name	Suncraft
Final Rank	4
Fastest Section Time (Section)	0:11.43 (1000m)
Top Speed [km/h] (Section)	65.3 (1000m)
Race State	Finished



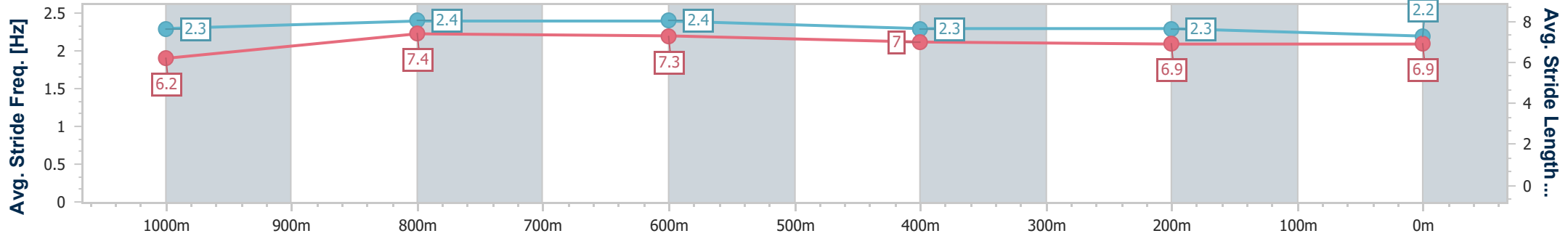
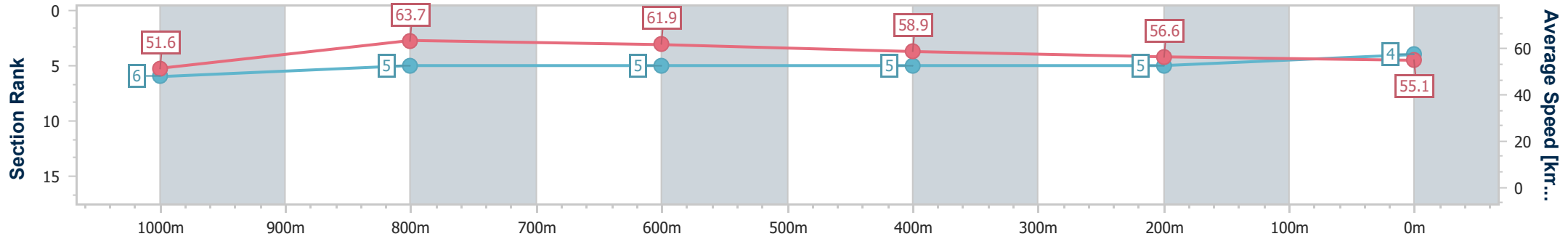
Toowoomba QLD Professional
 Race 4: SPACERACK SHELVING & RACKING Maiden Plate - 1200m



24 February 2024 - 19:14

Track Rating: Soft 5, Weather: Showers, Rail Position: +2m Entire

Section	Overall	1000m	800m	600m	400m	200m
Section Times	1:15.39 [4] (0:13.94)	1:01.45 [6] (0:11.43)	0:50.02 [5] (0:11.74)	0:38.28 [5] (0:12.42)	0:25.86 [5] (0:12.85)	0:13.01 [5] (0:13.01)
Average Speed [km/h]	51.6	63.7	61.9	58.9	56.6	55.1
Top Speed [km/h]	65.1	65.3	63.1	61.1	57.3	55.6
Avg. Dist. to Rail [m]	6.5	3.0	3.0	3.0	2.2	1.5
Avg. Stride Freq. [Hz]	2.3	2.4	2.4	2.3	2.3	2.2
Avg. Stride Length [m]	6.2	7.4	7.3	7.0	6.9	6.9



- [] Ranking at each section and finish
- .-.- No data available at this section
- NA No data available



Horse/Jockey Name	Jorum
Final Rank	5
Fastest Section Time (Section)	0:11.42 (1000m)
Top Speed [km/h] (Section)	64.4 (800m)
Race State	Finished



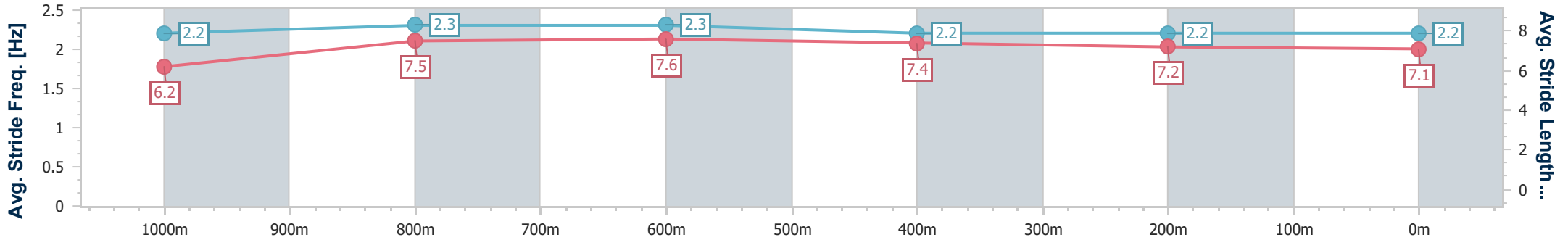
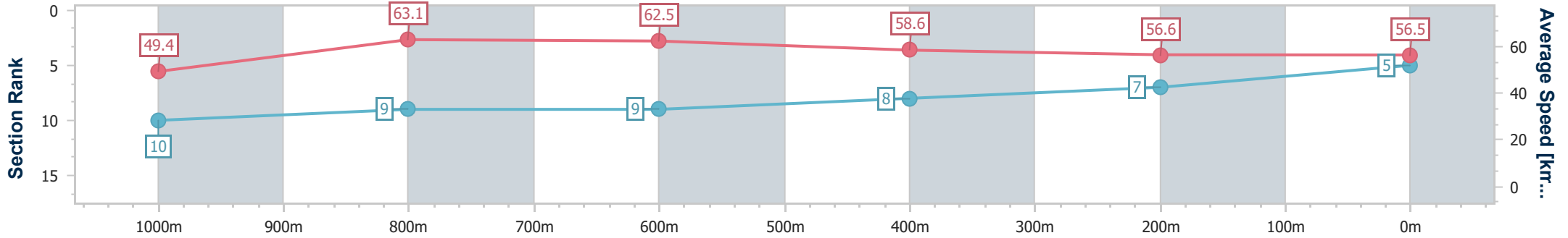
Toowoomba QLD Professional
 Race 4: SPACERACK SHELVING & RACKING Maiden Plate - 1200m



24 February 2024 - 19:14

Track Rating: Soft 5, Weather: Showers, Rail Position: +2m Entire

Section	Overall	1000m	800m	600m	400m	200m
Section Times	1:15.42 [5] (0:14.62)	1:00.80 [10] (0:11.42)	0:49.38 [9] (0:11.51)	0:37.87 [9] (0:12.35)	0:25.52 [8] (0:12.76)	0:12.76 [7] (0:12.76)
Average Speed [km/h]	49.4	63.1	62.5	58.6	56.6	56.5
Top Speed [km/h]	63.4	64.3	64.4	61.6	57.7	57.1
Avg. Dist. to Rail [m]	3.7	0.7	0.6	0.6	1.7	3.9
Avg. Stride Freq. [Hz]	2.2	2.3	2.3	2.2	2.2	2.2
Avg. Stride Length [m]	6.2	7.5	7.6	7.4	7.2	7.1



- [] Ranking at each section and finish
- .-.- No data available at this section
- NA No data available



Horse/Jockey Name	Bargara Bound
Final Rank	6
Fastest Section Time (Section)	0:11.50 (1000m)
Top Speed [km/h] (Section)	66.0 (1000m)
Race State	Finished



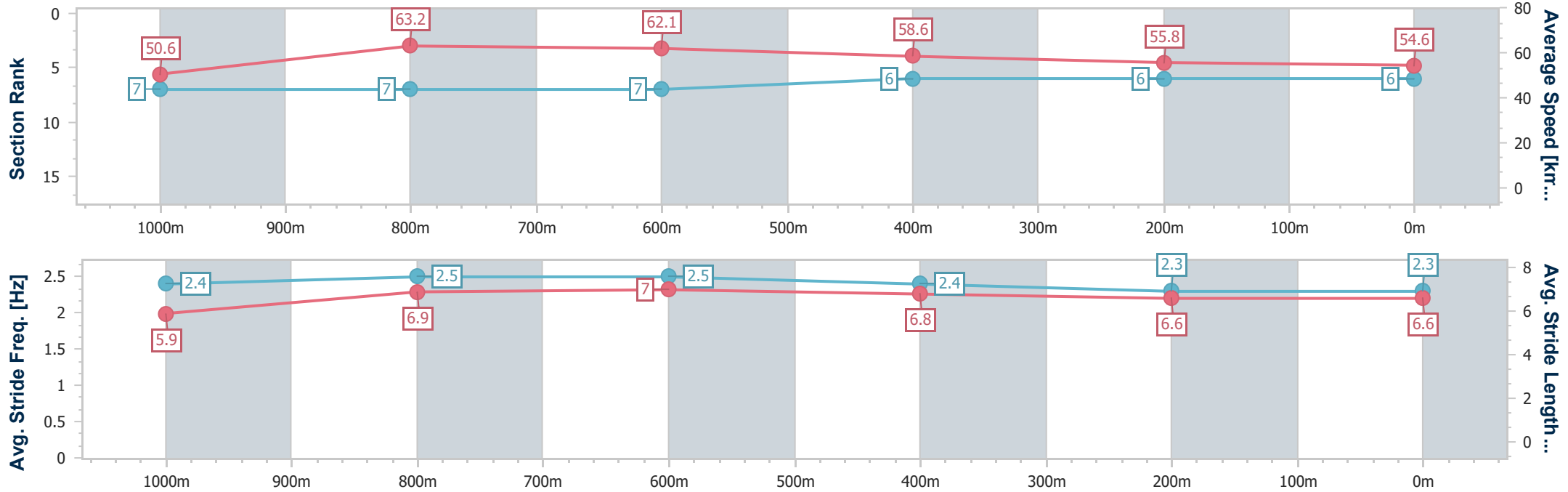
Toowoomba QLD Professional
Race 4: SPACERACK SHELVING & RACKING Maiden Plate - 1200m



24 February 2024 - 19:14

Track Rating: Soft 5, Weather: Showers, Rail Position: +2m Entire

Section	Overall	1000m	800m	600m	400m	200m
Section Times	1:15.83 [6] (0:14.24)	1:01.59 [7] (0:11.50)	0:50.09 [7] (0:11.62)	0:38.47 [7] (0:12.32)	0:26.15 [6] (0:12.96)	0:13.19 [6] (0:13.19)
Average Speed [km/h]	50.6	63.2	62.1	58.6	55.8	54.6
Top Speed [km/h]	65.9	66.0	63.8	62.1	57.4	55.4
Avg. Dist. to Rail [m]	0.9	1.3	1.5	0.6	0.9	0.9
Avg. Stride Freq. [Hz]	2.4	2.5	2.5	2.4	2.3	2.3
Avg. Stride Length [m]	5.9	6.9	7.0	6.8	6.6	6.6



- [] Ranking at each section and finish
- .-.- No data available at this section
- NA No data available



Horse/Jockey Name	Talakai
Final Rank	7
Fastest Section Time (Section)	0:11.17 (1000m)
Top Speed [km/h] (Section)	65.5 (1000m)
Race State	Finished



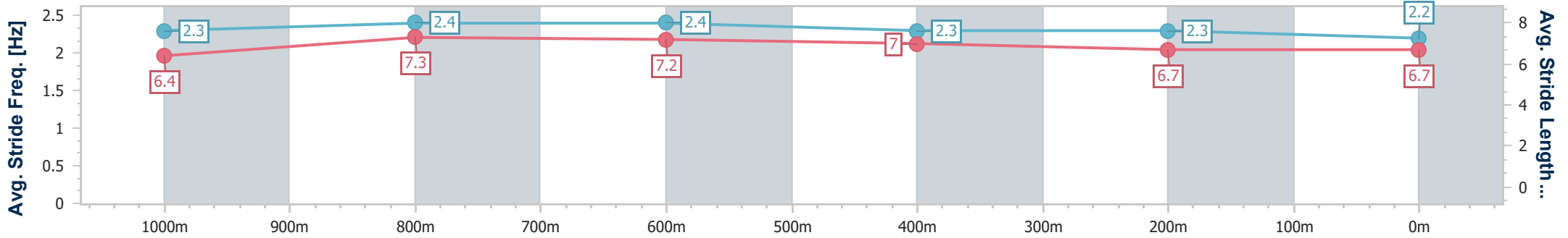
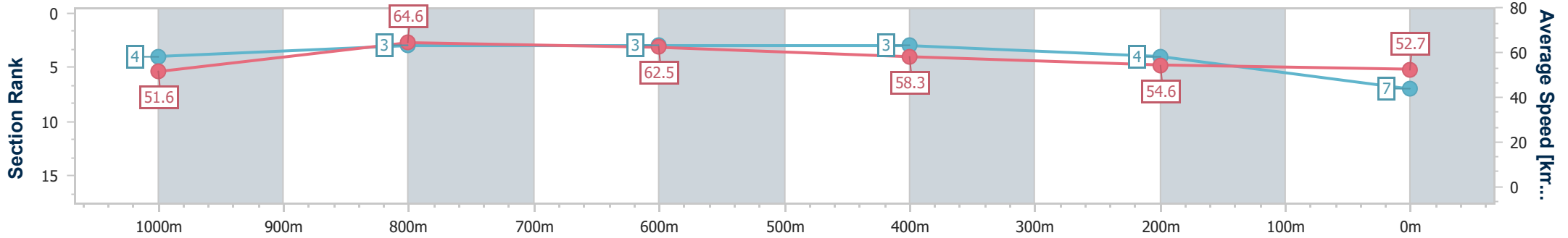
Toowoomba QLD Professional
 Race 4: SPACERACK SHELVING & RACKING Maiden Plate - 1200m



24 February 2024 - 19:14

Track Rating: Soft 5, Weather: Showers, Rail Position: +2m Entire

Section	Overall	1000m	800m	600m	400m	200m
Section Times	1:15.93 [7] (0:13.93)	1:02.00 [4] (0:11.17)	0:50.83 [3] (0:11.60)	0:39.23 [3] (0:12.38)	0:26.85 [3] (0:13.18)	0:13.67 [4] (0:13.67)
Average Speed [km/h]	51.6	64.6	62.5	58.3	54.6	52.7
Top Speed [km/h]	65.4	65.5	63.6	62.2	56.9	53.4
Avg. Dist. to Rail [m]	1.5	0.5	1.3	0.8	0.6	0.2
Avg. Stride Freq. [Hz]	2.3	2.4	2.4	2.3	2.3	2.2
Avg. Stride Length [m]	6.4	7.3	7.2	7.0	6.7	6.7



- [] Ranking at each section and finish
- .-.- No data available at this section
- NA No data available



Horse/Jockey Name	Edgewise
Final Rank	8
Fastest Section Time (Section)	0:11.57 (1000m)
Top Speed [km/h] (Section)	63.6 (1000m)
Race State	Finished



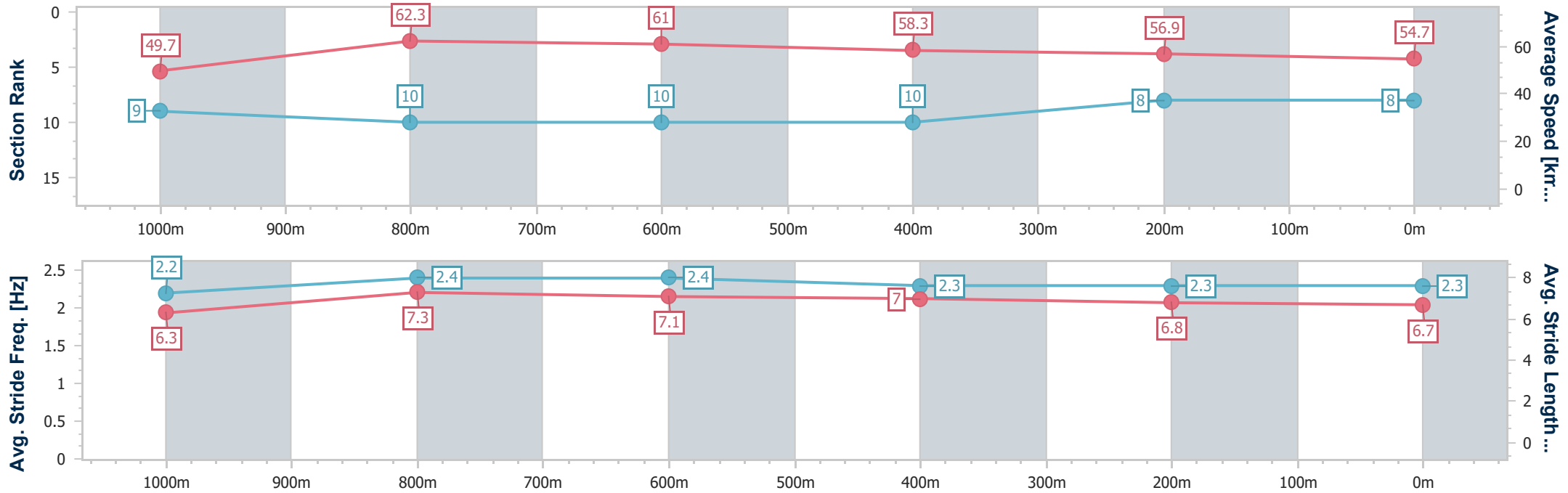
Toowoomba QLD Professional
Race 4: SPACERACK SHELVING & RACKING Maiden Plate - 1200m



24 February 2024 - 19:14

Track Rating: Soft 5, Weather: Showers, Rail Position: +2m Entire

Section	Overall	1000m	800m	600m	400m	200m
Section Times	1:16.21 [8] (0:14.48)	1:01.73 [9] (0:11.57)	0:50.16 [10] (0:11.85)	0:38.31 [10] (0:12.39)	0:25.92 [10] (0:12.81)	0:13.11 [8] (0:13.11)
Average Speed [km/h]	49.7	62.3	61.0	58.3	56.9	54.7
Top Speed [km/h]	63.5	63.6	63.2	60.3	57.9	56.2
Avg. Dist. to Rail [m]	3.0	1.6	1.1	0.8	2.6	3.8
Avg. Stride Freq. [Hz]	2.2	2.4	2.4	2.3	2.3	2.3
Avg. Stride Length [m]	6.3	7.3	7.1	7.0	6.8	6.7



- [] Ranking at each section and finish
- .-.- No data available at this section
- NA No data available



Horse/Jockey Name	Approval
Final Rank	9
Fastest Section Time (Section)	0:11.56 (1000m)
Top Speed [km/h] (Section)	66.0 (Overall)
Race State	Finished



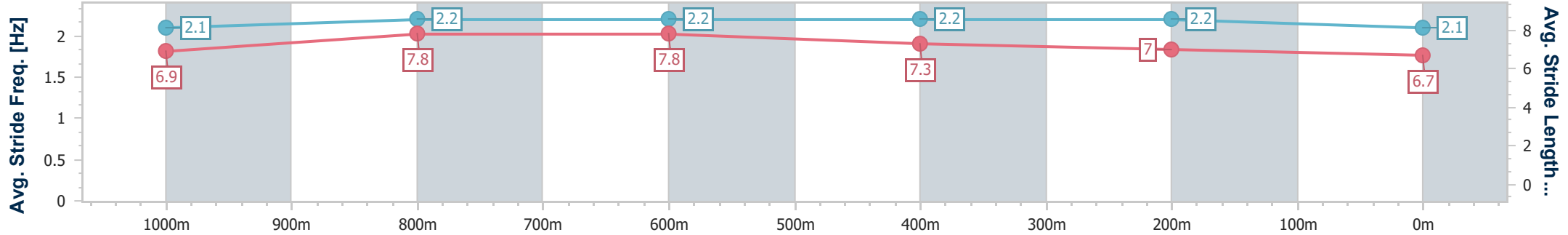
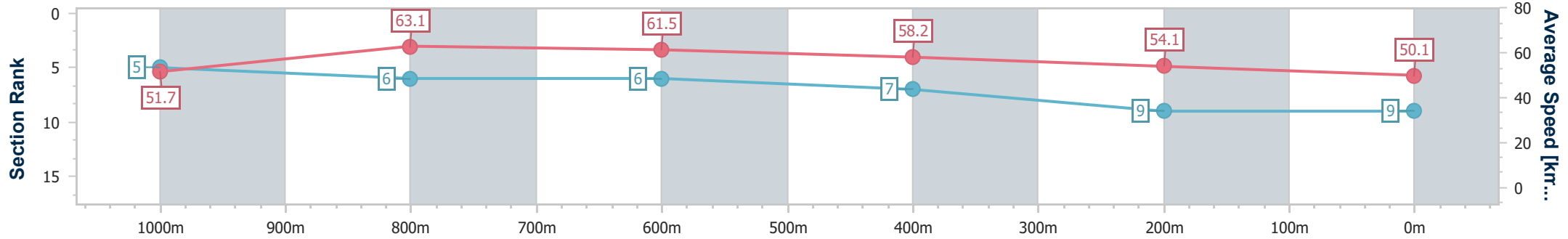
Toowoomba QLD Professional
 Race 4: SPACERACK SHELVING & RACKING Maiden Plate - 1200m



24 February 2024 - 19:14

Track Rating: Soft 5, Weather: Showers, Rail Position: +2m Entire

Section	Overall	1000m	800m	600m	400m	200m
Section Times	1:17.51 [9] (0:13.93)	1:03.58 [5] (0:11.56)	0:52.02 [6] (0:11.76)	0:40.26 [6] (0:12.50)	0:27.76 [7] (0:13.37)	0:14.39 [9] (0:14.39)
Average Speed [km/h]	51.7	63.1	61.5	58.2	54.1	50.1
Top Speed [km/h]	66.0	65.5	62.9	60.7	56.1	53.2
Avg. Dist. to Rail [m]	4.8	3.8	2.1	1.8	1.8	1.3
Avg. Stride Freq. [Hz]	2.1	2.2	2.2	2.2	2.2	2.1
Avg. Stride Length [m]	6.9	7.8	7.8	7.3	7.0	6.7



- [] Ranking at each section and finish
- .-.- No data available at this section
- NA No data available



Horse/Jockey Name	Battalion
Final Rank	10
Fastest Section Time (Section)	0:11.37 (1000m)
Top Speed [km/h] (Section)	65.3 (Overall)
Race State	Finished



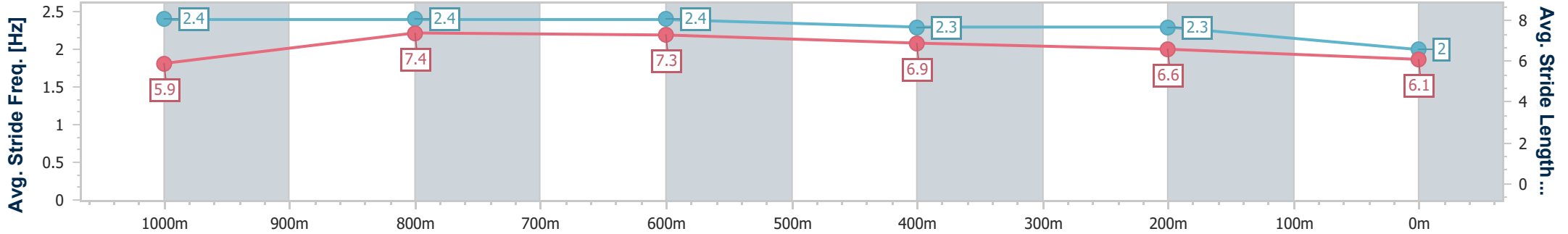
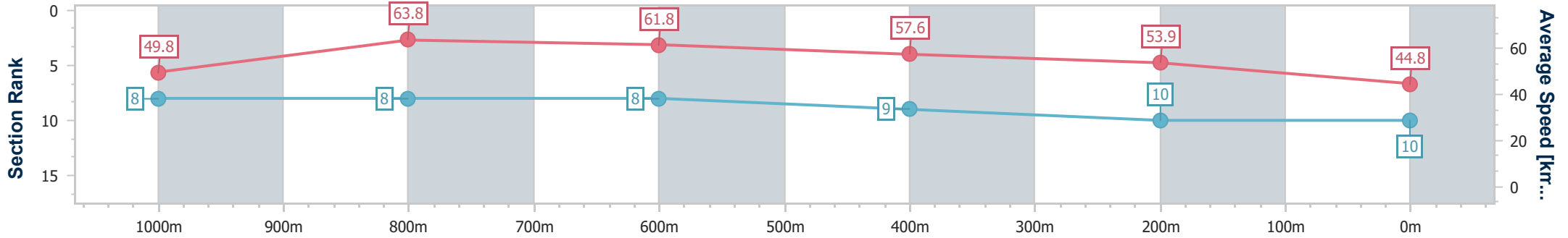
Toowoomba QLD Professional
Race 4: SPACERACK SHELIVING & RACKING Maiden Plate - 1200m



24 February 2024 - 19:14

Track Rating: Soft 5, Weather: Showers, Rail Position: +2m Entire

Section	Overall	1000m	800m	600m	400m	200m
Section Times	1:19.55 [10] (0:14.42)	1:05.13 [8] (0:11.37)	0:53.76 [8] (0:11.67)	0:42.09 [8] (0:12.57)	0:29.52 [9] (0:13.49)	0:16.03 [10] (0:16.03)
Average Speed [km/h]	49.8	63.8	61.8	57.6	53.9	44.8
Top Speed [km/h]	65.3	65.0	63.3	61.2	55.7	53.6
Avg. Dist. to Rail [m]	3.2	1.0	0.8	1.2	2.5	1.1
Avg. Stride Freq. [Hz]	2.4	2.4	2.4	2.3	2.3	2.0
Avg. Stride Length [m]	5.9	7.4	7.3	6.9	6.6	6.1



- [] Ranking at each section and finish
- .-.- No data available at this section
- NA No data available



Toowoomba QLD Professional

Race 5: FISCHER PLASTIC PRODUCTS BENCHMARK 70 Handicap - 1200m

24 February 2024 - 19:50



Track Rating: Soft 5, Weather: Showers, Rail Position: +2m Entire

Section		Overall	1000m	800m	600m	400m	200m	Last 600m					
Field Times		1:15.19 (0:13.82)	1:01.37 (0:11.88)	0:49.49 (0:12.48)	0:37.01 (0:12.60)	0:24.41 (0:12.01)	0:12.40 (0:12.40)	0:37.01					
Rank	TAB Horse/Jockey	Barrier	Top Speed [km/h]	Fastest Section	Margin								Distance Travelled [m]
1	1 MILL ROSSA Sariah Champkin	7	63.4	0:11.92	1:15.19 [1] (0:13.96)	1:01.23 [3] (0:11.94)	0:49.29 [4] (0:12.44)	0:36.85 [4] (0:12.53)	0:24.32 [2] (0:11.92)	0:12.40 [1] (0:12.40)	1:15.19	0:36.85	
2	3 DOCTOR TEEKAY Anthony Allen	6	64.4	0:11.92	1:15.39 [2] (0:14.24)	1:01.15 [7] (0:11.92)	0:49.23 [5] (0:12.31)	0:36.92 [5] (0:12.45)	0:24.47 [3] (0:11.95)	0:12.52 [2] (0:12.52)	1L	0:36.92	+4
3	5 MAGIC IN ME Nozi Tomizawa	4	63.2	0:11.70	1:15.44 [3] (0:14.14)	1:01.30 [4] (0:11.70)	0:49.60 [3] (0:12.41)	0:37.19 [2] (0:12.75)	0:24.44 [5] (0:12.17)	0:12.27 [6] (0:12.27)	1.2L	0:37.19	-10
4	7 START STRUTTING Madeleine Wishart	2	62.8	0:11.88	1:15.72 [4] (0:14.23)	1:01.49 [6] (0:11.97)	0:49.52 [7] (0:12.48)	0:37.04 [6] (0:12.47)	0:24.57 [6] (0:11.88)	0:12.69 [4] (0:12.69)	2.7L	0:37.04	+0
5	2 MOSCINI Paul Hamblin	1	63.3	0:12.02	1:15.74 [5] (0:14.17)	1:01.57 [5] (0:12.02)	0:49.55 [6] (0:12.62)	0:36.93 [7] (0:12.67)	0:24.26 [7] (0:12.10)	0:12.16 [7] (0:12.16)	2.8L	0:36.93	-8
6	4 OUR FREE SPIRIT Dan McGillivray	3	63.9	0:11.80	1:15.79 [6] (0:13.90)	1:01.89 [2] (0:11.80)	0:50.09 [1] (0:12.48)	0:37.61 [1] (0:12.60)	0:25.01 [1] (0:12.22)	0:12.79 [3] (0:12.79)	3L	0:37.61	-13
7	6 SPINNING SPIRIT Jake Molloy	5	64.7	0:11.95	1:15.85 [7] (0:13.82)	1:02.03 [1] (0:11.95)	0:50.08 [2] (0:12.57)	0:37.51 [3] (0:12.61)	0:24.90 [4] (0:12.20)	0:12.70 [5] (0:12.70)	3.2L	0:37.51	-3



Horse/Jockey Name	Mill Rossa
Final Rank	1
Fastest Section Time (Section)	0:11.92 (400m)
Top Speed [km/h] (Section)	63.4 (Overall)
Race State	Finished



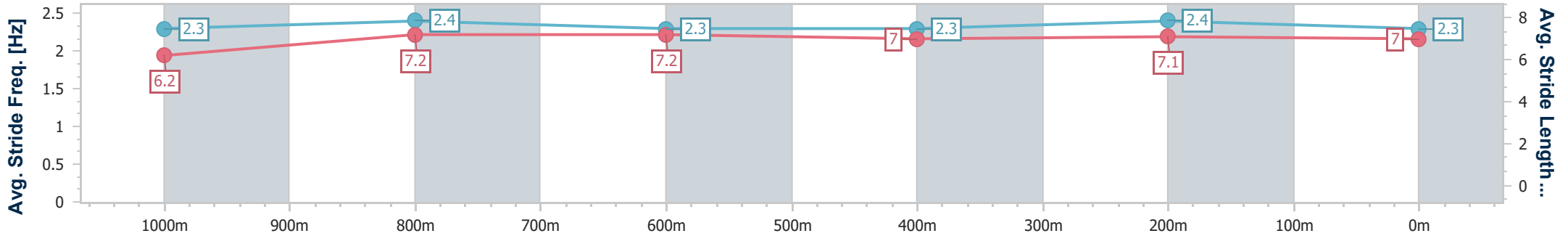
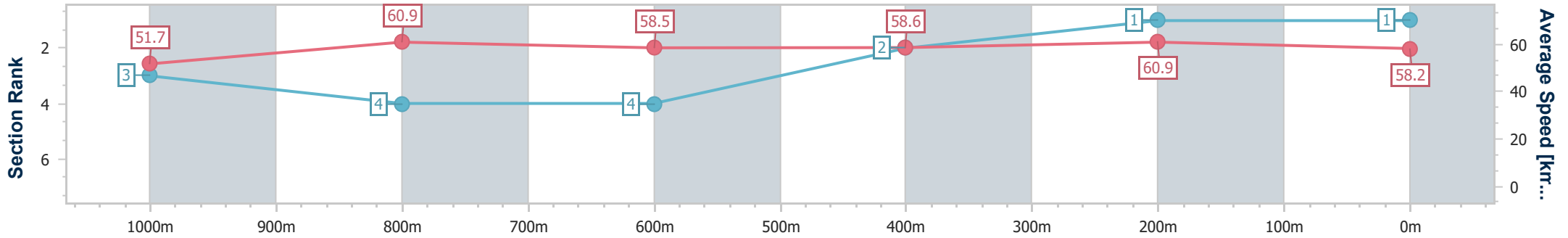
Toowoomba QLD Professional
Race 5: FISCHER PLASTIC PRODUCTS BENCHMARK 70
Handicap - 1200m



24 February 2024 - 19:50

Track Rating: Soft 5, Weather: Showers, Rail Position: +2m Entire

Section	Overall	1000m	800m	600m	400m	200m
Section Times	1:15.19 [1] (0:13.96)	1:01.23 [3] (0:11.94)	0:49.29 [4] (0:12.44)	0:36.85 [4] (0:12.53)	0:24.32 [2] (0:11.92)	0:12.40 [1] (0:12.40)
Average Speed [km/h]	51.7	60.9	58.5	58.6	60.9	58.2
Top Speed [km/h]	63.4	63.3	60.2	60.3	62.2	62.1
Avg. Dist. to Rail [m]	3.9	3.3	3.5	3.2	3.3	3.8
Avg. Stride Freq. [Hz]	2.3	2.4	2.3	2.3	2.4	2.3
Avg. Stride Length [m]	6.2	7.2	7.2	7.0	7.1	7.0



- [] Ranking at each section and finish
- .-.- No data available at this section
- NA No data available



Horse/Jockey Name	Doctor Teekay
Final Rank	2
Fastest Section Time (Section)	0:11.92 (1000m)
Top Speed [km/h] (Section)	64.4 (Overall)
Race State	Finished



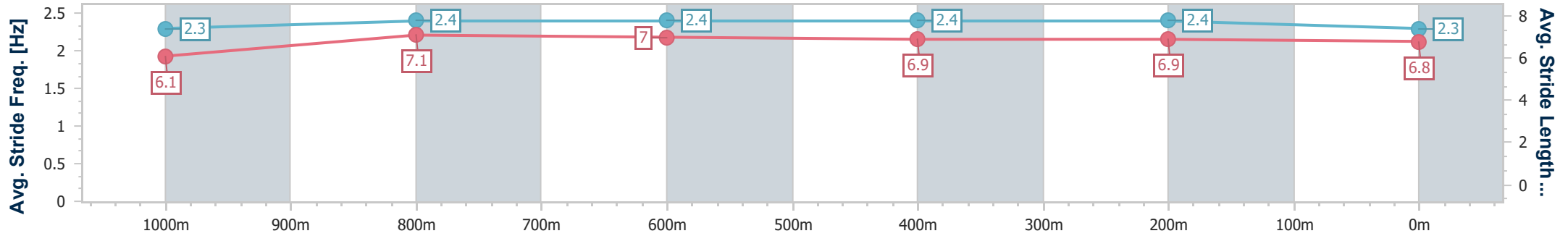
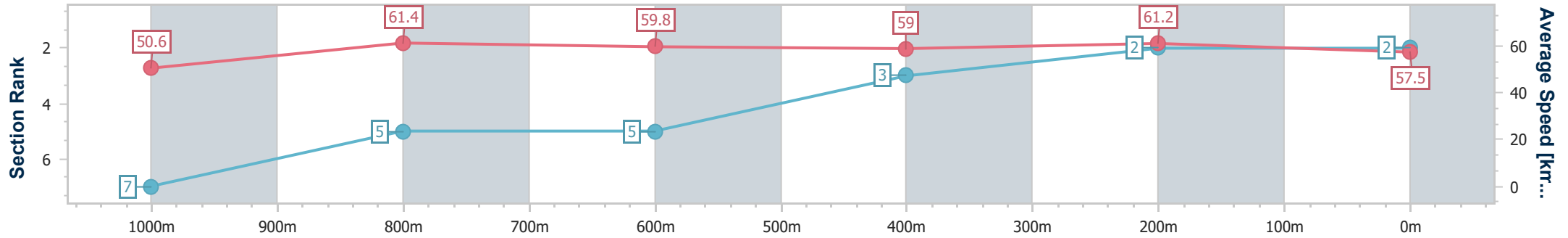
Toowoomba QLD Professional
 Race 5: FISCHER PLASTIC PRODUCTS BENCHMARK 70
 Handicap - 1200m



24 February 2024 - 19:50

Track Rating: Soft 5, Weather: Showers, Rail Position: +2m Entire

Section	Overall	1000m	800m	600m	400m	200m
Section Times	1:15.39 [2] (0:14.24)	1:01.15 [7] (0:11.92)	0:49.23 [5] (0:12.31)	0:36.92 [5] (0:12.45)	0:24.47 [3] (0:11.95)	0:12.52 [2] (0:12.52)
Average Speed [km/h]	50.6	61.4	59.8	59.0	61.2	57.5
Top Speed [km/h]	64.4	64.4	60.6	60.3	62.0	59.7
Avg. Dist. to Rail [m]	9.3	5.5	5.6	4.2	4.3	6.8
Avg. Stride Freq. [Hz]	2.3	2.4	2.4	2.4	2.4	2.3
Avg. Stride Length [m]	6.1	7.1	7.0	6.9	6.9	6.8



- [] Ranking at each section and finish
- .-.- No data available at this section
- NA No data available



Horse/Jockey Name	Magic In Me
Final Rank	3
Fastest Section Time (Section)	0:11.70 (1000m)
Top Speed [km/h] (Section)	63.2 (Overall)
Race State	Finished



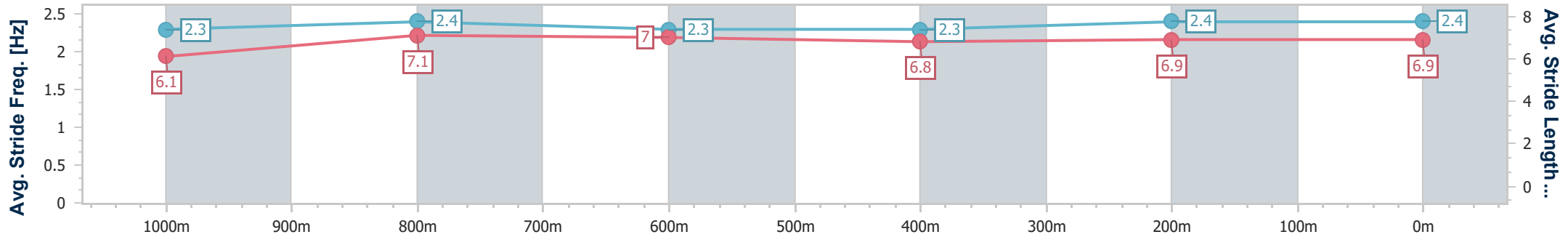
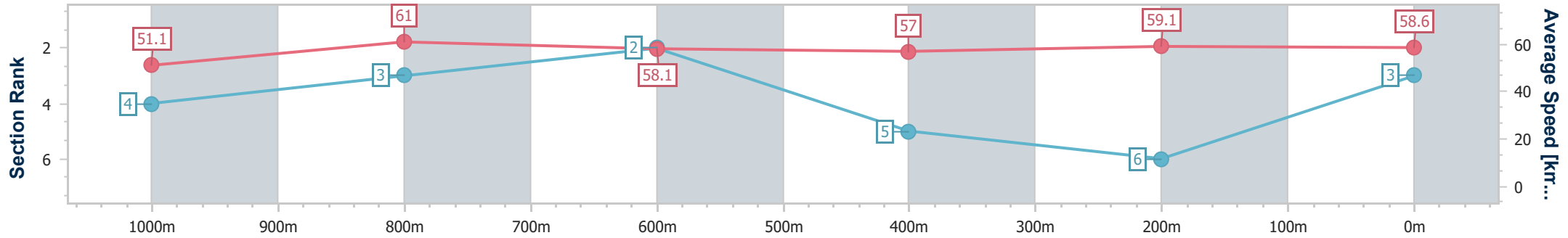
Toowoomba QLD Professional
Race 5: FISCHER PLASTIC PRODUCTS BENCHMARK 70
Handicap - 1200m



24 February 2024 - 19:50

Track Rating: Soft 5, Weather: Showers, Rail Position: +2m Entire

Section	Overall	1000m	800m	600m	400m	200m
Section Times	1:15.44 [3] (0:14.14)	1:01.30 [4] (0:11.70)	0:49.60 [3] (0:12.41)	0:37.19 [2] (0:12.75)	0:24.44 [5] (0:12.17)	0:12.27 [6] (0:12.27)
Average Speed [km/h]	51.1	61.0	58.1	57.0	59.1	58.6
Top Speed [km/h]	63.2	63.2	59.6	59.1	60.6	60.6
Avg. Dist. to Rail [m]	3.3	0.9	0.9	1.5	0.7	1.7
Avg. Stride Freq. [Hz]	2.3	2.4	2.3	2.3	2.4	2.4
Avg. Stride Length [m]	6.1	7.1	7.0	6.8	6.9	6.9



- [] Ranking at each section and finish
- .-.- No data available at this section
- NA No data available



Horse/Jockey Name	Start Strutting
Final Rank	4
Fastest Section Time (Section)	0:11.88 (400m)
Top Speed [km/h] (Section)	62.8 (Overall)
Race State	Finished



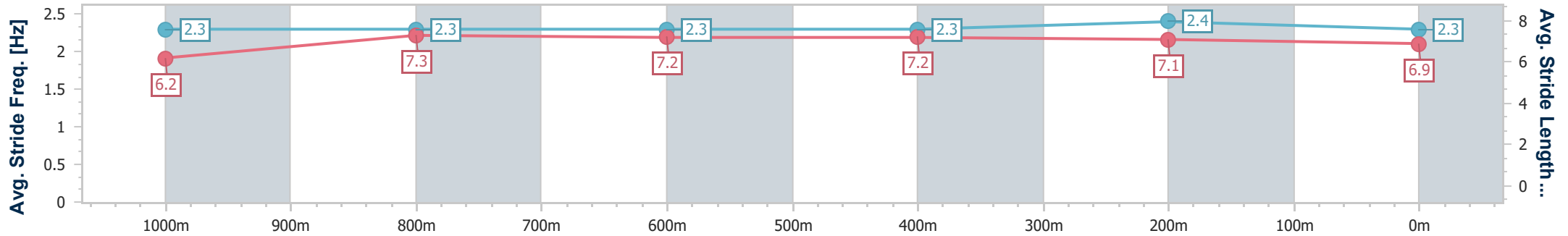
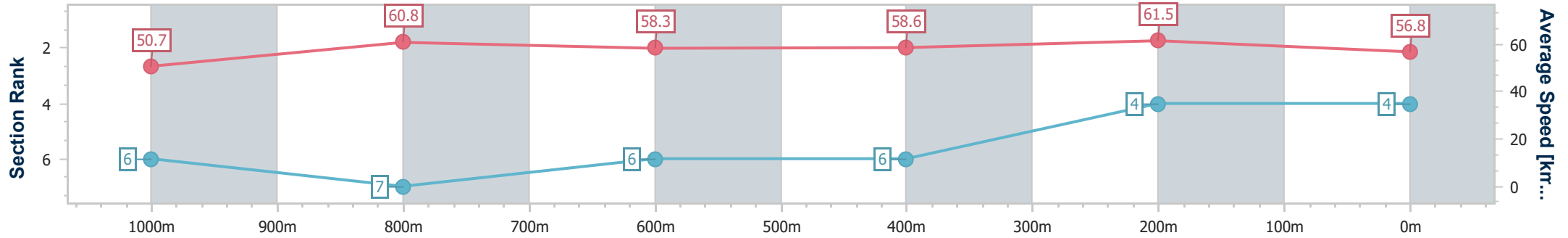
Toowoomba QLD Professional
 Race 5: FISCHER PLASTIC PRODUCTS BENCHMARK 70
 Handicap - 1200m



24 February 2024 - 19:50

Track Rating: Soft 5, Weather: Showers, Rail Position: +2m Entire

Section	Overall	1000m	800m	600m	400m	200m
Section Times	1:15.72 [4] (0:14.23)	1:01.49 [6] (0:11.97)	0:49.52 [7] (0:12.48)	0:37.04 [6] (0:12.47)	0:24.57 [6] (0:11.88)	0:12.69 [4] (0:12.69)
Average Speed [km/h]	50.7	60.8	58.3	58.6	61.5	56.8
Top Speed [km/h]	62.8	62.0	60.7	60.4	62.3	60.5
Avg. Dist. to Rail [m]	4.1	3.1	3.3	3.1	4.1	5.9
Avg. Stride Freq. [Hz]	2.3	2.3	2.3	2.3	2.4	2.3
Avg. Stride Length [m]	6.2	7.3	7.2	7.2	7.1	6.9



- [] Ranking at each section and finish
- .-.- No data available at this section
- NA No data available



Horse/Jockey Name	Moscini
Final Rank	5
Fastest Section Time (Section)	0:12.02 (1000m)
Top Speed [km/h] (Section)	63.3 (1000m)
Race State	Finished



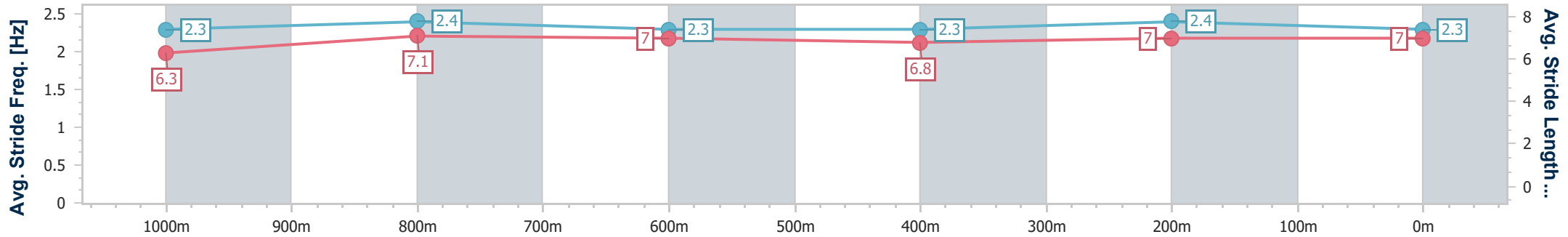
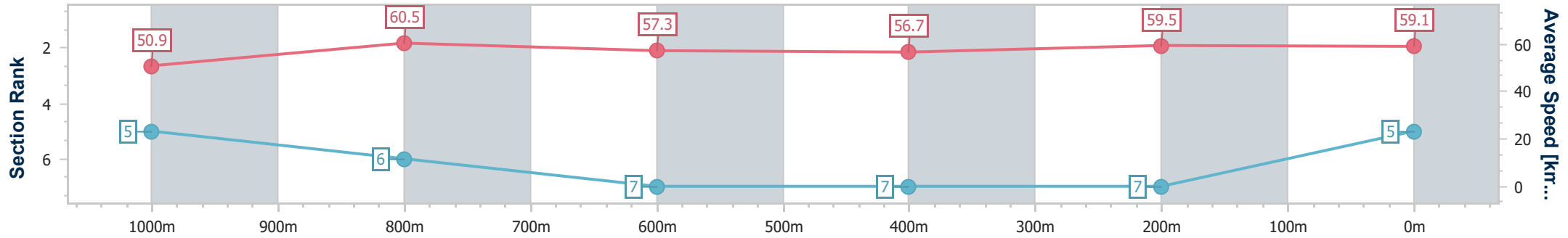
Toowoomba QLD Professional
 Race 5: FISCHER PLASTIC PRODUCTS BENCHMARK 70
 Handicap - 1200m



24 February 2024 - 19:50

Track Rating: Soft 5, Weather: Showers, Rail Position: +2m Entire

Section	Overall	1000m	800m	600m	400m	200m
Section Times	1:15.74 [5] (0:14.17)	1:01.57 [5] (0:12.02)	0:49.55 [6] (0:12.62)	0:36.93 [7] (0:12.67)	0:24.26 [7] (0:12.10)	0:12.16 [7] (0:12.16)
Average Speed [km/h]	50.9	60.5	57.3	56.7	59.5	59.1
Top Speed [km/h]	63.2	63.3	58.9	59.2	62.6	62.6
Avg. Dist. to Rail [m]	5.0	3.0	1.3	0.3	0.4	1.1
Avg. Stride Freq. [Hz]	2.3	2.4	2.3	2.3	2.4	2.3
Avg. Stride Length [m]	6.3	7.1	7.0	6.8	7.0	7.0



- [] Ranking at each section and finish
- .-.- No data available at this section
- NA No data available



Horse/Jockey Name	Our Free Spirit
Final Rank	6
Fastest Section Time (Section)	0:11.80 (1000m)
Top Speed [km/h] (Section)	63.9 (1000m)
Race State	Finished



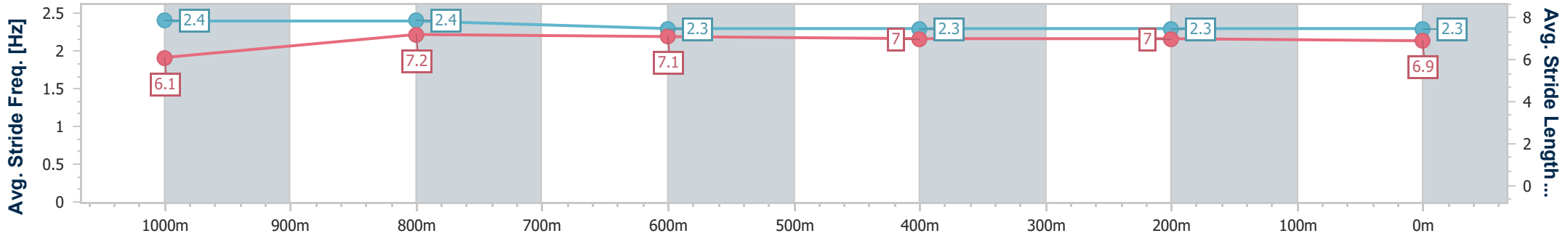
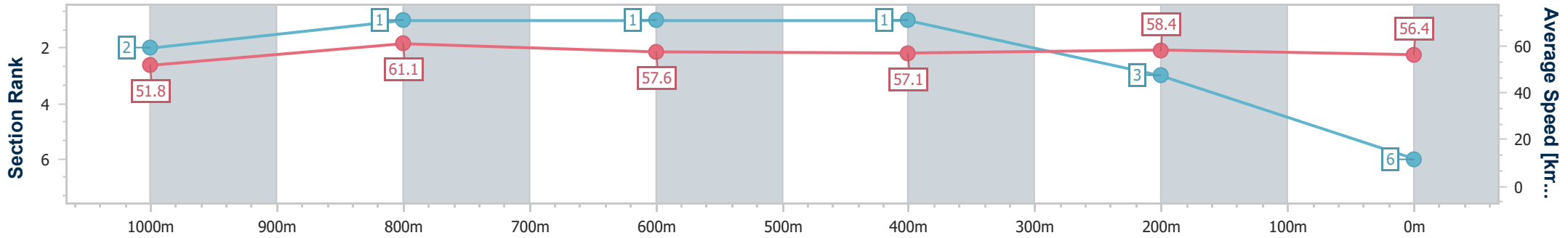
Toowoomba QLD Professional
Race 5: FISCHER PLASTIC PRODUCTS BENCHMARK 70
Handicap - 1200m



24 February 2024 - 19:50

Track Rating: Soft 5, Weather: Showers, Rail Position: +2m Entire

Section	Overall	1000m	800m	600m	400m	200m
Section Times	1:15.79 [6] (0:13.90)	1:01.89 [2] (0:11.80)	0:50.09 [1] (0:12.48)	0:37.61 [1] (0:12.60)	0:25.01 [1] (0:12.22)	0:12.79 [3] (0:12.79)
Average Speed [km/h]	51.8	61.1	57.6	57.1	58.4	56.4
Top Speed [km/h]	63.7	63.9	59.2	58.8	59.5	57.4
Avg. Dist. to Rail [m]	3.5	0.7	0.4	0.7	1.8	1.7
Avg. Stride Freq. [Hz]	2.4	2.4	2.3	2.3	2.3	2.3
Avg. Stride Length [m]	6.1	7.2	7.1	7.0	7.0	6.9



- [] Ranking at each section and finish
- .-.- No data available at this section
- NA No data available



Horse/Jockey Name	Spinning Spirit
Final Rank	7
Fastest Section Time (Section)	0:11.95 (1000m)
Top Speed [km/h] (Section)	64.7 (Overall)
Race State	Finished



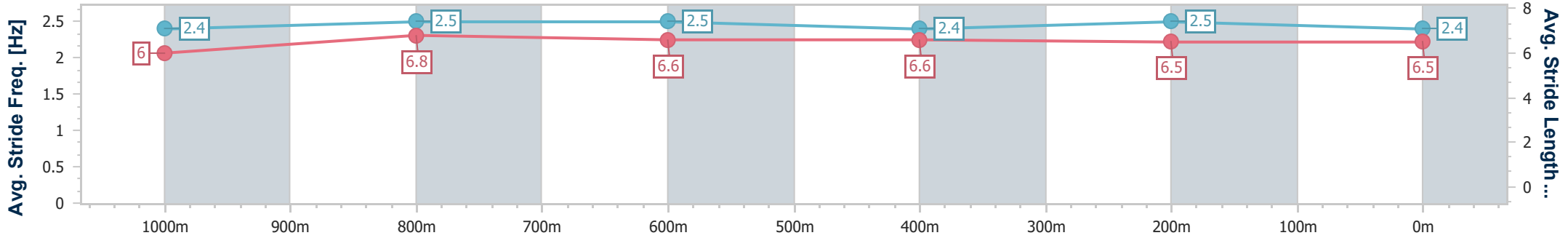
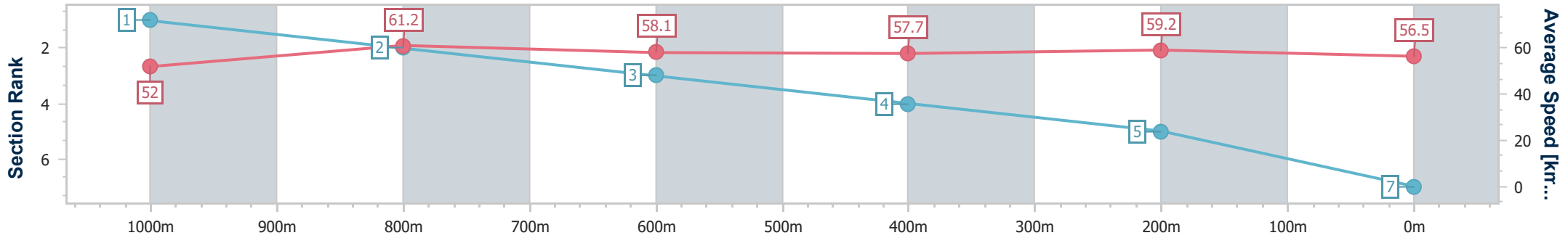
Toowoomba QLD Professional
Race 5: FISCHER PLASTIC PRODUCTS BENCHMARK 70
Handicap - 1200m



24 February 2024 - 19:50

Track Rating: Soft 5, Weather: Showers, Rail Position: +2m Entire

Section	Overall	1000m	800m	600m	400m	200m
Section Times	1:15.85 [7] (0:13.82)	1:02.03 [1] (0:11.95)	0:50.08 [2] (0:12.57)	0:37.51 [3] (0:12.61)	0:24.90 [4] (0:12.20)	0:12.70 [5] (0:12.70)
Average Speed [km/h]	52.0	61.2	58.1	57.7	59.2	56.5
Top Speed [km/h]	64.7	63.6	58.9	59.5	60.8	61.3
Avg. Dist. to Rail [m]	6.2	3.5	4.2	1.8	1.0	1.7
Avg. Stride Freq. [Hz]	2.4	2.5	2.5	2.4	2.5	2.4
Avg. Stride Length [m]	6.0	6.8	6.6	6.6	6.5	6.5



- [] Ranking at each section and finish
- .-.- No data available at this section
- NA No data available



Toowoomba QLD Professional
Race 6: GERRY BROWN'S OFFICE FURNITURE ONLINE Class 1
Handicap - 1890m
24 February 2024 - 20:22



Track Rating: Soft 6, Weather: Showers, Rail Position: +2m Entire

Section		Overall	1600m	1400m	1200m	1000m	800m	600m	Last 600m				
Field Times		2:02.57 (0:21.81)	1:40.76 (0:10.72)	1:30.04 (0:11.62)	1:18.42 (0:12.17)	1:06.25 (0:12.97)	0:53.28 (0:13.25)	0:40.03 (0:13.71)	0:40.03				
Rank	TAB Horse/Jockey	Barrier	Top Speed [km/h]	Fastest Section									Distance Travelled [m]
1	1 GRIPPING Les Tilley	8	66.7 1600m	0:11.03 1600m	2:02.57 [1] (0:22.39)	1:40.18 [7] (0:11.03)	1:29.15 [6] (0:11.73)	1:17.42 [5] (0:12.49)	1:04.93 [6] (0:13.00)	0:51.93 [6] (0:12.59)	0:39.34 [4] (0:13.02)	0:39.34	
2	2 NO BETTER TIME Anthony Allen	2	66.2 1600m	0:11.21 1600m	2:02.91 [2] (0:22.18)	1:40.73 [4] (0:11.21)	1:29.52 [5] (0:11.78)	1:17.74 [6] (0:12.45)	1:05.29 [5] (0:13.00)	0:52.29 [5] (0:12.70)	0:39.59 [5] (0:13.25)	0:39.59	-9
3	8 ZOU ZOUAMORE Georgina Cartwright	5	67.2 1600m	0:11.04 1600m	2:02.91 [3] (0:22.66)	1:40.25 [8] (0:11.04)	1:29.21 [8] (0:11.73)	1:17.48 [7] (0:12.40)	1:05.08 [7] (0:12.88)	0:52.20 [7] (0:12.70)	0:39.50 [6] (0:13.06)	0:39.50	+2
4	7 FRIJOLES Nozi Tomizawa	4	66.4 1600m	0:11.19 1600m	2:03.91 [4] (0:22.02)	1:41.89 [3] (0:11.19)	1:30.70 [3] (0:11.88)	1:18.82 [4] (0:12.41)	1:06.41 [3] (0:12.91)	0:53.50 [3] (0:12.69)	0:40.81 [3] (0:13.31)	0:40.81	-2
5	9 POWER GLIDER Karl Zechner	1	66.0 1600m	0:11.22 1600m	2:04.25 [5] (0:22.34)	1:41.91 [6] (0:11.22)	1:30.69 [7] (0:11.95)	1:18.74 [8] (0:12.49)	1:06.25 [8] (0:12.98)	0:53.27 [8] (0:12.68)	0:40.59 [8] (0:13.32)	0:40.59	-10
6	4 SUDDEN SUSPECT Cecily Eaton	3	63.5 Overall	0:11.34 1600m	2:04.54 [6] (0:23.03)	1:41.51 [9] (0:11.34)	1:30.17 [9] (0:11.73)	1:18.44 [9] (0:12.49)	1:05.95 [9] (0:13.11)	0:52.84 [9] (0:12.91)	0:39.93 [9] (0:12.94)	0:39.93	-15
7	10 SALT AND PEPPER Stacey Callow	9	67.8 1600m	0:10.72 1600m	2:06.20 [7] (0:21.81)	1:44.39 [1] (0:10.72)	1:33.67 [1] (0:11.62)	1:22.05 [1] (0:12.17)	1:09.88 [1] (0:12.97)	0:56.91 [1] (0:13.25)	0:43.66 [1] (0:13.89)	0:43.66	-15
8	6 SILVER ONYX Adin Thompson	6	65.5 1600m	0:11.13 1600m	2:07.70 [8] (0:21.85)	1:45.85 [2] (0:11.13)	1:34.72 [2] (0:11.79)	1:22.93 [2] (0:12.54)	1:10.39 [2] (0:13.03)	0:57.36 [2] (0:12.70)	0:44.66 [2] (0:13.70)	0:44.66	-13
9	3 UNTAMED SPIRIT Kenji Yoshida	10	67.8 1600m	0:10.94 1600m	2:08.59 [9] (0:22.31)	1:46.28 [5] (0:10.94)	1:35.34 [4] (0:11.80)	1:23.54 [3] (0:12.49)	1:11.05 [4] (0:13.00)	0:58.05 [4] (0:12.98)	0:45.07 [7] (0:14.36)	0:45.07	+4

Scratched: Crazy About You (#5)

[] Ranking at each section and finish
 -:-:- No data available at this section
 NA No data available

SCN Saddle cloth number
 DNF Did not finish
 DNT Did not track



Toowoomba QLD Professional
Race 6: GERRY BROWN'S OFFICE FURNITURE ONLINE Class 1
Handicap - 1890m
24 February 2024 - 20:22



Track Rating: Soft 6, Weather: Showers, Rail Position: +2m Entire

Section				400m	200m			Last 600m			
Field Times				0:26.32 (0:13.10)	0:13.22 (0:13.22)			0:40.03			
Rank	TAB	Horse/Jockey	Barrier	Top Speed [km/h]	Fastest Section	Margin				Distance Travelled [m]	
1	1	GRIPPING Les Tilley	8	66.7 1600m	0:11.03 1600m	0:26.32 [1] (0:13.10)	0:13.22 [1] (0:13.22)	2:02.57		0:39.34	
2	2	NO BETTER TIME Anthony Allen	2	66.2 1600m	0:11.21 1600m	0:26.34 [5] (0:13.21)	0:13.13 [3] (0:13.13)	0L		0:39.59	-9
3	8	ZOU ZOUAMORE Georgina Cartwright	5	67.2 1600m	0:11.04 1600m	0:26.44 [4] (0:13.09)	0:13.35 [2] (0:13.35)	0.1L		0:39.50	+2
4	7	FRIJOLES Nozi Tomizawa	4	66.4 1600m	0:11.19 1600m	0:27.50 [2] (0:13.55)	0:13.95 [4] (0:13.95)	5.9L		0:40.81	-2
5	9	POWER GLIDER Karl Zechner	1	66.0 1600m	0:11.22 1600m	0:27.27 [7] (0:13.47)	0:13.80 [5] (0:13.80)	7.9L		0:40.59	-10
6	4	SUDDEN SUSPECT Cecily Eaton	3	63.5 Overall	0:11.34 1600m	0:26.99 [8] (0:13.24)	0:13.75 [6] (0:13.75)	9.4L		0:39.93	-15
7	10	SALT AND PEPPER Stacey Callow	9	67.8 1600m	0:10.72 1600m	0:29.77 [3] (0:14.61)	0:15.16 [8] (0:15.16)	19.2L		0:43.66	-15
8	6	SILVER ONYX Adin Thompson	6	65.5 1600m	0:11.13 1600m	0:30.96 [6] (0:14.29)	0:16.67 [7] (0:16.67)	28L		0:44.66	-13
9	3	UNTAMED SPIRIT Kenji Yoshida	10	67.8 1600m	0:10.94 1600m	0:30.71 [9] (0:14.66)	0:16.05 [9] (0:16.05)	33L		0:45.07	+4

Scratched: Crazy About You (#5)

[] Ranking at each section and finish
 -:-:- No data available at this section
 NA No data available

SCN Saddle cloth number
 DNF Did not finish
 DNT Did not track



Horse/Jockey Name	Gripping
Final Rank	1
Fastest Section Time (Section)	0:11.03 (1600m)
Top Speed [km/h] (Section)	66.7 (1600m)
Race State	Finished



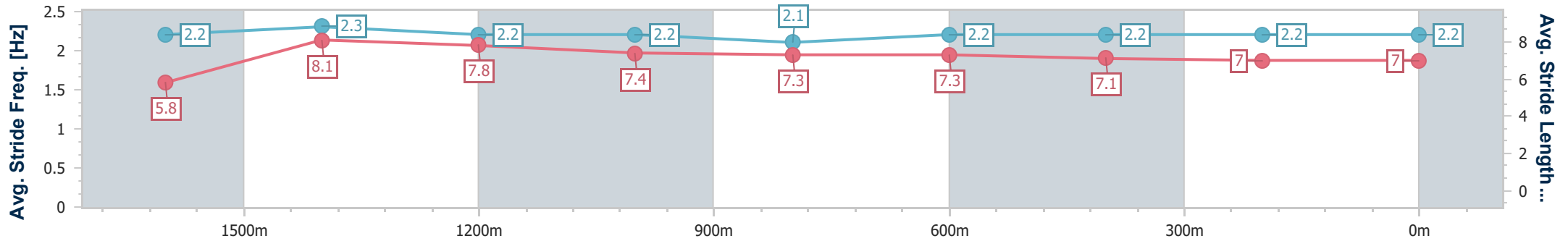
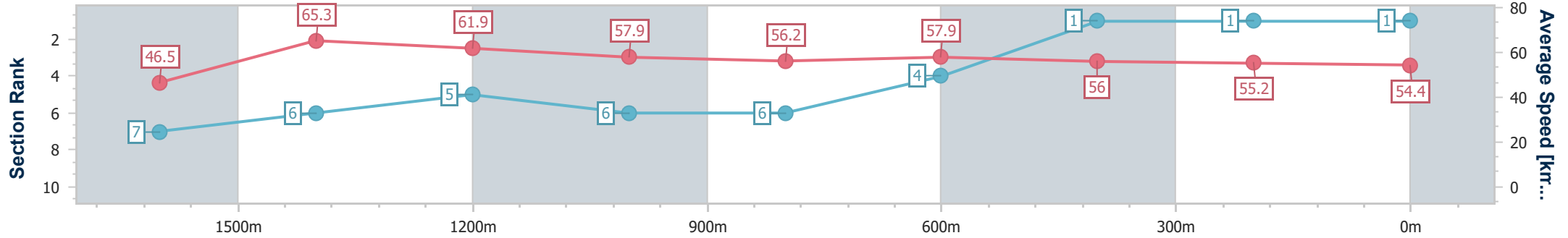
Toowoomba QLD Professional
Race 6: GERRY BROWN'S OFFICE FURNITURE ONLINE Class
1 Handicap - 1890m



24 February 2024 - 20:22

Track Rating: Soft 6, Weather: Showers, Rail Position: +2m Entire

Section	Overall	1600m	1400m	1200m	1000m	800m	600m	400m	200m
Section Times	2:02.57 [1] (0:22.39)	1:40.18 [7] (0:11.03)	1:29.15 [6] (0:11.73)	1:17.42 [5] (0:12.49)	1:04.93 [6] (0:13.00)	0:51.93 [6] (0:12.59)	0:39.34 [4] (0:13.02)	0:26.32 [1] (0:13.10)	0:13.22 [1] (0:13.22)
Average Speed [km/h]	46.5	65.3	61.9	57.9	56.2	57.9	56.0	55.2	54.4
Top Speed [km/h]	64.9	66.7	65.4	59.1	57.6	59.9	57.4	57.0	56.9
Avg. Dist. to Rail [m]	4.3	0.6	2.2	3.8	3.3	3.6	3.1	1.8	1.6
Avg. Stride Freq. [Hz]	2.2	2.3	2.2	2.2	2.1	2.2	2.2	2.2	2.2
Avg. Stride Length [m]	5.8	8.1	7.8	7.4	7.3	7.3	7.1	7.0	7.0



- [] Ranking at each section and finish
- .-.- No data available at this section
- NA No data available



Horse/Jockey Name	No Better Time
Final Rank	2
Fastest Section Time (Section)	0:11.21 (1600m)
Top Speed [km/h] (Section)	66.2 (1600m)
Race State	Finished



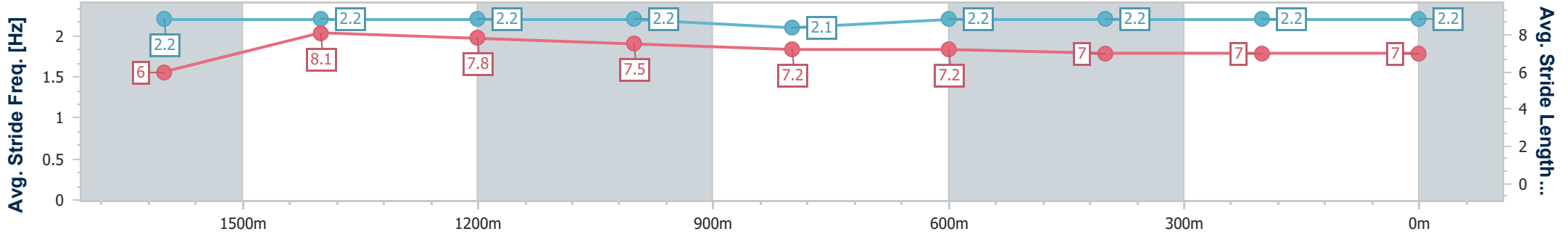
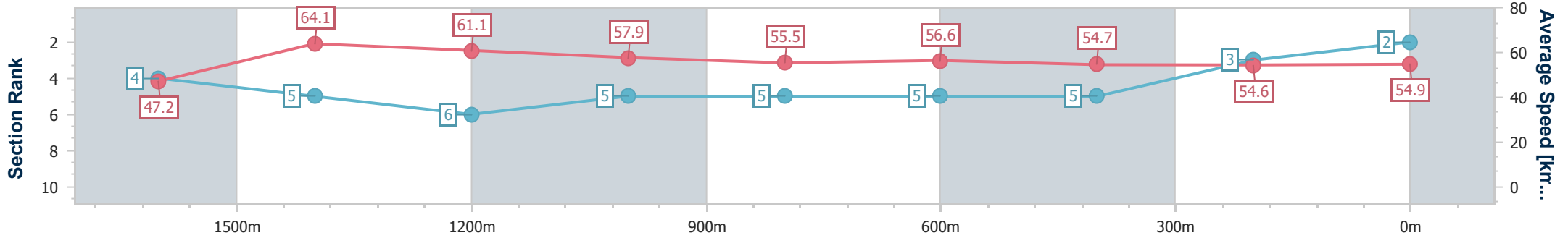
Toowoomba QLD Professional
 Race 6: GERRY BROWN'S OFFICE FURNITURE ONLINE Class
 1 Handicap - 1890m



24 February 2024 - 20:22

Track Rating: Soft 6, Weather: Showers, Rail Position: +2m Entire

Section	Overall	1600m	1400m	1200m	1000m	800m	600m	400m	200m
Section Times	2:02.91 [2] (0:22.18)	1:40.73 [4] (0:11.21)	1:29.52 [5] (0:11.78)	1:17.74 [6] (0:12.45)	1:05.29 [5] (0:13.00)	0:52.29 [5] (0:12.70)	0:39.59 [5] (0:13.25)	0:26.34 [5] (0:13.21)	0:13.13 [3] (0:13.13)
Average Speed [km/h]	47.2	64.1	61.1	57.9	55.5	56.6	54.7	54.6	54.9
Top Speed [km/h]	63.8	66.2	65.7	60.3	56.3	58.1	56.1	56.6	56.4
Avg. Dist. to Rail [m]	4.7	0.6	0.8	2.0	0.9	1.3	1.3	1.7	2.8
Avg. Stride Freq. [Hz]	2.2	2.2	2.2	2.2	2.1	2.2	2.2	2.2	2.2
Avg. Stride Length [m]	6.0	8.1	7.8	7.5	7.2	7.2	7.0	7.0	7.0



- [] Ranking at each section and finish
- .-.- No data available at this section
- NA No data available



Horse/Jockey Name	Zou Zouamore
Final Rank	3
Fastest Section Time (Section)	0:11.04 (1600m)
Top Speed [km/h] (Section)	67.2 (1600m)
Race State	Finished

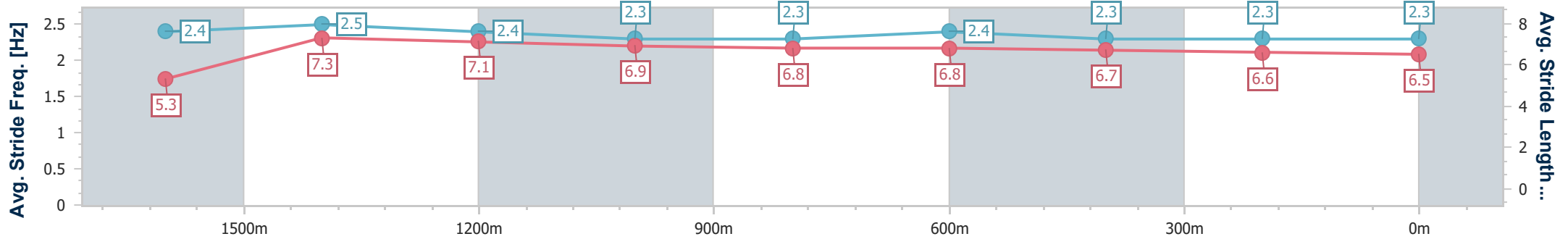
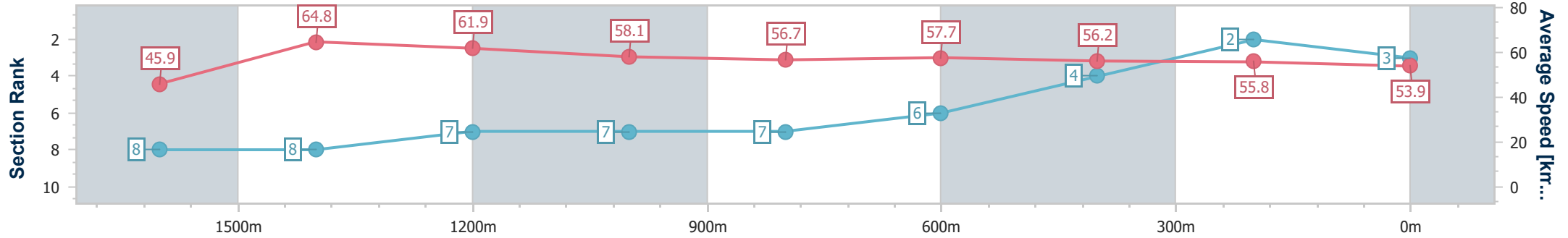


Toowoomba QLD Professional
 Race 6: GERRY BROWN'S OFFICE FURNITURE ONLINE Class
 1 Handicap - 1890m
 24 February 2024 - 20:22



Track Rating: Soft 6, Weather: Showers, Rail Position: +2m Entire

Section	Overall	1600m	1400m	1200m	1000m	800m	600m	400m	200m
Section Times	2:02.91 [3] (0:22.66)	1:40.25 [8] (0:11.04)	1:29.21 [8] (0:11.73)	1:17.48 [7] (0:12.40)	1:05.08 [7] (0:12.88)	0:52.20 [7] (0:12.70)	0:39.50 [6] (0:13.06)	0:26.44 [4] (0:13.09)	0:13.35 [2] (0:13.35)
Average Speed [km/h]	45.9	64.8	61.9	58.1	56.7	57.7	56.2	55.8	53.9
Top Speed [km/h]	63.9	67.2	65.6	59.8	58.0	59.9	58.7	56.6	55.2
Avg. Dist. to Rail [m]	4.6	1.2	1.2	2.5	2.8	5.5	4.2	4.2	2.9
Avg. Stride Freq. [Hz]	2.4	2.5	2.4	2.3	2.3	2.4	2.3	2.3	2.3
Avg. Stride Length [m]	5.3	7.3	7.1	6.9	6.8	6.8	6.7	6.6	6.5



- [] Ranking at each section and finish
- .-.- No data available at this section
- NA No data available



Horse/Jockey Name	Frijoles
Final Rank	4
Fastest Section Time (Section)	0:11.19 (1600m)
Top Speed [km/h] (Section)	66.4 (1600m)
Race State	Finished



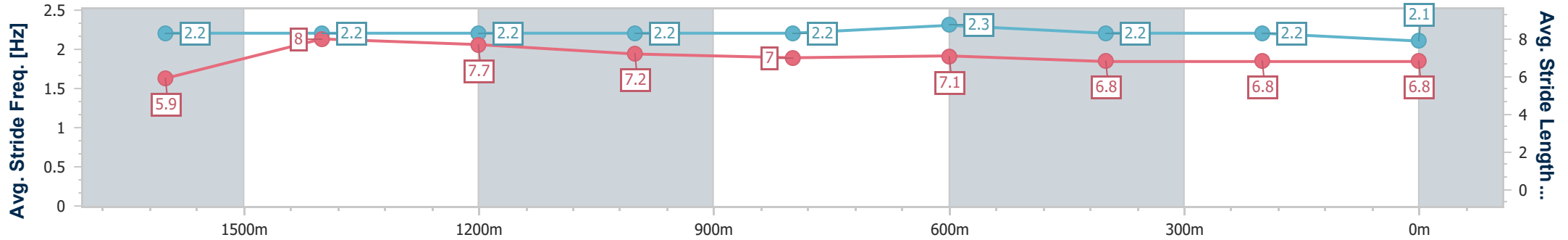
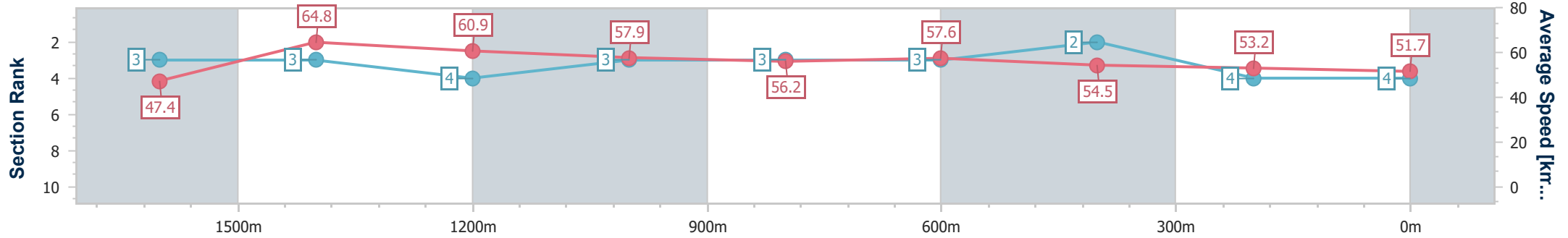
Toowoomba QLD Professional
 Race 6: GERRY BROWN'S OFFICE FURNITURE ONLINE Class
 1 Handicap - 1890m



24 February 2024 - 20:22

Track Rating: Soft 6, Weather: Showers, Rail Position: +2m Entire

Section	Overall	1600m	1400m	1200m	1000m	800m	600m	400m	200m			
Section Times	2:03.91 [4] (0:22.02)	1:41.89 [3] (0:11.19)	1:30.70 [3] (0:11.88)	1:18.82 [4] (0:12.41)	1:06.41 [3] (0:12.91)	0:53.50 [3] (0:12.69)	0:40.81 [3] (0:13.31)	0:27.50 [2] (0:13.55)	0:13.95 [4] (0:13.95)			
Average Speed [km/h]	47.4	64.8	60.9	57.9	56.2	57.6	54.5	53.2	51.7			
Top Speed [km/h]	65.1	66.4	66.3	59.6	58.1	58.6	56.8	54.5	54.1			
Avg. Dist. to Rail [m]	4.1	1.6	1.2	1.9	1.9	3.6	2.2	0.7	0.5			
Avg. Stride Freq. [Hz]	2.2	2.2	2.2	2.2	2.2	2.3	2.2	2.2	2.1			
Avg. Stride Length [m]	5.9	8.0	7.7	7.2	7.0	7.1	6.8	6.8	6.8			



- [] Ranking at each section and finish
- .-.- No data available at this section
- NA No data available



Horse/Jockey Name	Power Glider
Final Rank	5
Fastest Section Time (Section)	0:11.22 (1600m)
Top Speed [km/h] (Section)	66.0 (1600m)
Race State	Finished



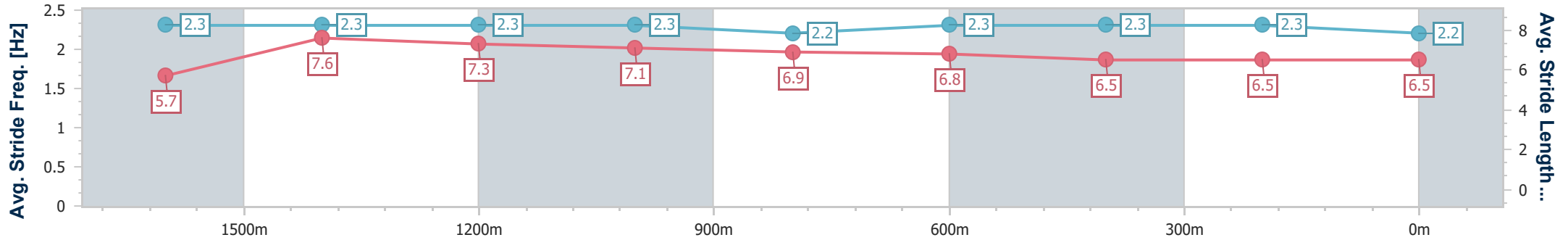
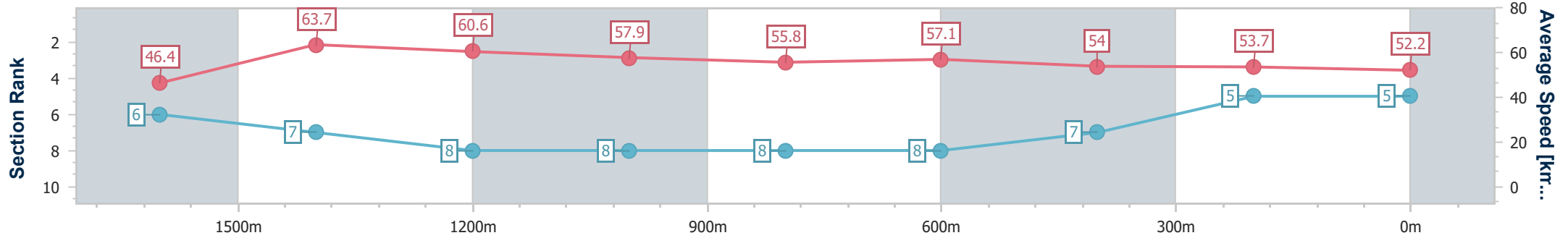
Toowoomba QLD Professional
 Race 6: GERRY BROWN'S OFFICE FURNITURE ONLINE Class
 1 Handicap - 1890m



24 February 2024 - 20:22

Track Rating: Soft 6, Weather: Showers, Rail Position: +2m Entire

Section	Overall	1600m	1400m	1200m	1000m	800m	600m	400m	200m
Section Times	2:04.25 [5] (0:22.34)	1:41.91 [6] (0:11.22)	1:30.69 [7] (0:11.95)	1:18.74 [8] (0:12.49)	1:06.25 [8] (0:12.98)	0:53.27 [8] (0:12.68)	0:40.59 [8] (0:13.32)	0:27.27 [7] (0:13.47)	0:13.80 [5] (0:13.80)
Average Speed [km/h]	46.4	63.7	60.6	57.9	55.8	57.1	54.0	53.7	52.2
Top Speed [km/h]	63.2	66.0	65.6	59.6	56.6	58.0	57.1	54.2	53.6
Avg. Dist. to Rail [m]	5.2	1.1	1.4	2.3	2.2	0.5	0.5	1.0	2.2
Avg. Stride Freq. [Hz]	2.3	2.3	2.3	2.3	2.2	2.3	2.3	2.3	2.2
Avg. Stride Length [m]	5.7	7.6	7.3	7.1	6.9	6.8	6.5	6.5	6.5



- [] Ranking at each section and finish
- .-.- No data available at this section
- NA No data available



Horse/Jockey Name	Sudden Suspect
Final Rank	6
Fastest Section Time (Section)	0:11.34 (1600m)
Top Speed [km/h] (Section)	63.5 (Overall)
Race State	Finished



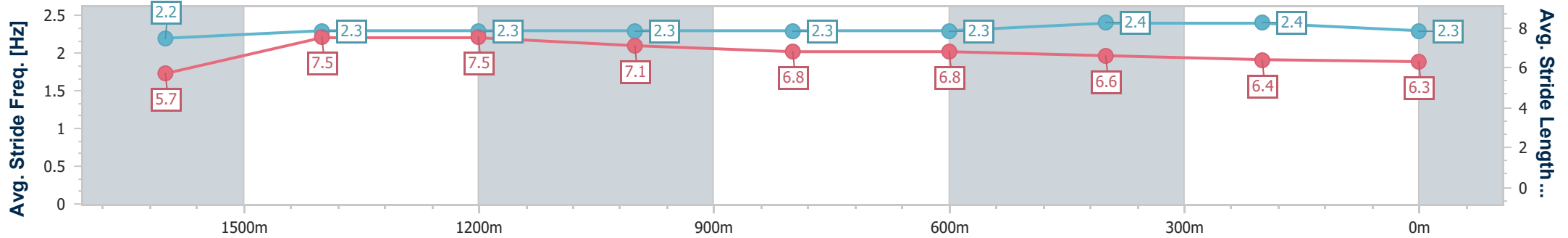
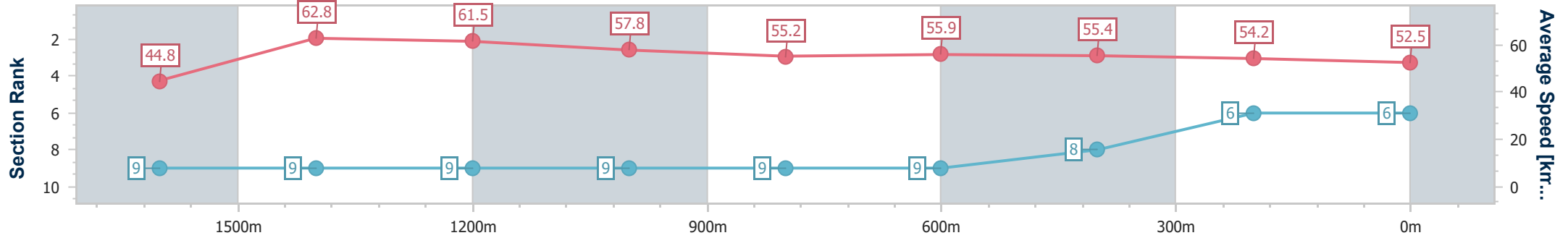
Toowoomba QLD Professional
 Race 6: GERRY BROWN'S OFFICE FURNITURE ONLINE Class
 1 Handicap - 1890m



24 February 2024 - 20:22

Track Rating: Soft 6, Weather: Showers, Rail Position: +2m Entire

Section	Overall	1600m	1400m	1200m	1000m	800m	600m	400m	200m
Section Times	2:04.54 [6] (0:23.03)	1:41.51 [9] (0:11.34)	1:30.17 [9] (0:11.73)	1:18.44 [9] (0:12.49)	1:05.95 [9] (0:13.11)	0:52.84 [9] (0:12.91)	0:39.93 [9] (0:12.94)	0:26.99 [8] (0:13.24)	0:13.75 [6] (0:13.75)
Average Speed [km/h]	44.8	62.8	61.5	57.8	55.2	55.9	55.4	54.2	52.5
Top Speed [km/h]	63.5	63.3	63.5	59.3	56.8	57.1	56.2	55.8	54.4
Avg. Dist. to Rail [m]	5.8	2.2	1.4	2.9	1.9	0.7	0.7	0.5	1.7
Avg. Stride Freq. [Hz]	2.2	2.3	2.3	2.3	2.3	2.3	2.4	2.4	2.3
Avg. Stride Length [m]	5.7	7.5	7.5	7.1	6.8	6.8	6.6	6.4	6.3



- [] Ranking at each section and finish
- .-.- No data available at this section
- NA No data available



Horse/Jockey Name	Salt And Pepper
Final Rank	7
Fastest Section Time (Section)	0:10.72 (1600m)
Top Speed [km/h] (Section)	67.8 (1600m)
Race State	Finished



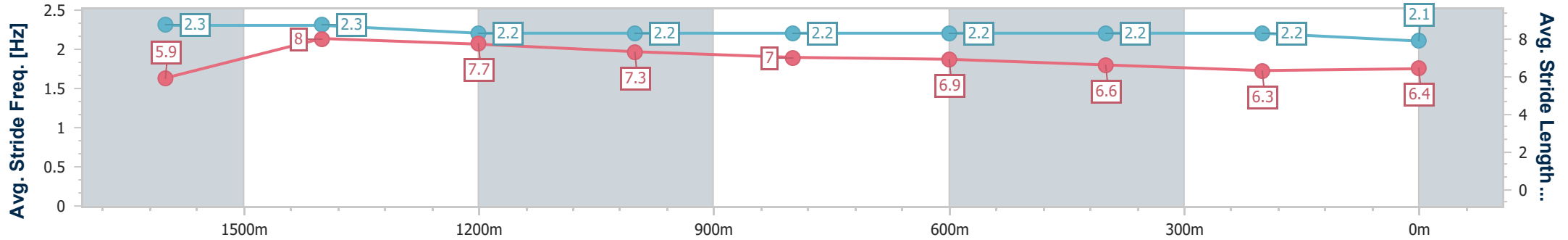
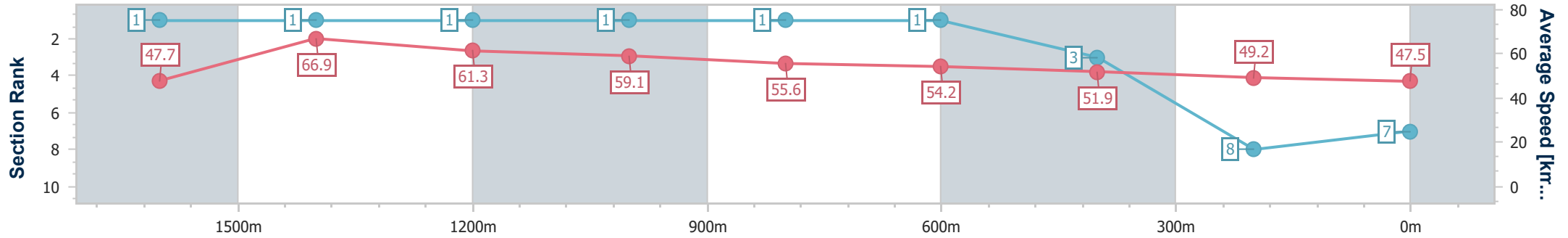
Toowoomba QLD Professional
 Race 6: GERRY BROWN'S OFFICE FURNITURE ONLINE Class
 1 Handicap - 1890m



24 February 2024 - 20:22

Track Rating: Soft 6, Weather: Showers, Rail Position: +2m Entire

Section	Overall	1600m	1400m	1200m	1000m	800m	600m	400m	200m
Section Times	2:06.20 [7] (0:21.81)	1:44.39 [1] (0:10.72)	1:33.67 [1] (0:11.62)	1:22.05 [1] (0:12.17)	1:09.88 [1] (0:12.97)	0:56.91 [1] (0:13.25)	0:43.66 [1] (0:13.89)	0:29.77 [3] (0:14.61)	0:15.16 [8] (0:15.16)
Average Speed [km/h]	47.7	66.9	61.3	59.1	55.6	54.2	51.9	49.2	47.5
Top Speed [km/h]	67.5	67.8	65.6	60.6	57.7	55.0	53.8	50.7	48.6
Avg. Dist. to Rail [m]	4.5	2.0	1.7	0.7	0.4	0.6	0.4	0.8	1.4
Avg. Stride Freq. [Hz]	2.3	2.3	2.2	2.2	2.2	2.2	2.2	2.2	2.1
Avg. Stride Length [m]	5.9	8.0	7.7	7.3	7.0	6.9	6.6	6.3	6.4



- [] Ranking at each section and finish
- .-.- No data available at this section
- NA No data available



Horse/Jockey Name	Silver Onyx
Final Rank	8
Fastest Section Time (Section)	0:11.13 (1600m)
Top Speed [km/h] (Section)	65.5 (1600m)
Race State	Finished

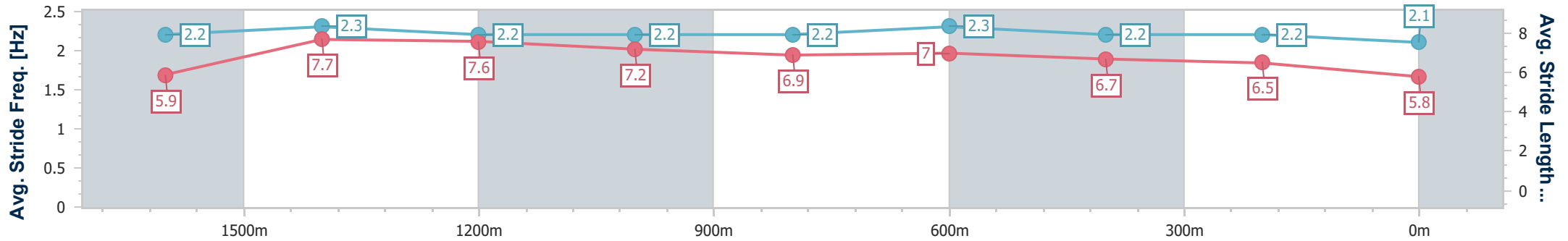
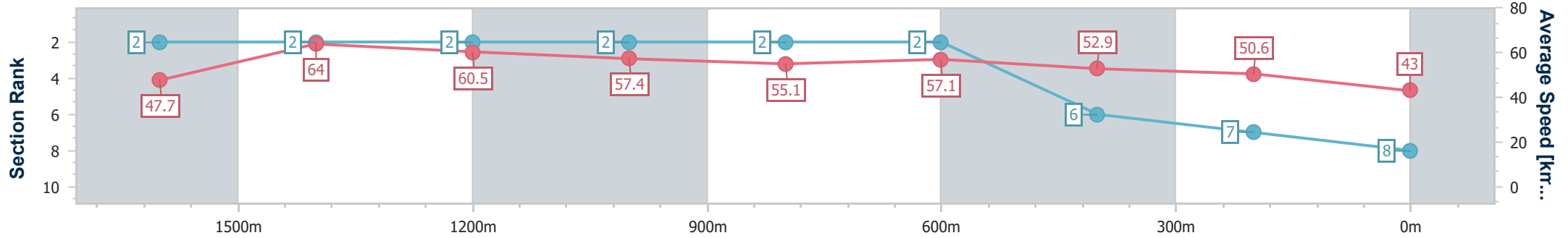


Toowoomba QLD Professional
 Race 6: GERRY BROWN'S OFFICE FURNITURE ONLINE Class
 1 Handicap - 1890m
 24 February 2024 - 20:22



Track Rating: Soft 6, Weather: Showers, Rail Position: +2m Entire

Section	Overall	1600m	1400m	1200m	1000m	800m	600m	400m	200m			
Section Times	2:07.70 [8] (0:21.85)	1:45.85 [2] (0:11.13)	1:34.72 [2] (0:11.79)	1:22.93 [2] (0:12.54)	1:10.39 [2] (0:13.03)	0:57.36 [2] (0:12.70)	0:44.66 [2] (0:13.70)	0:30.96 [6] (0:14.29)	0:16.67 [7] (0:16.67)			
Average Speed [km/h]	47.7	64.0	60.5	57.4	55.1	57.1	52.9	50.6	43.0			
Top Speed [km/h]	64.5	65.5	63.9	58.6	55.9	58.3	55.2	51.9	49.4			
Avg. Dist. to Rail [m]	5.3	1.5	1.4	1.5	1.3	1.3	1.5	1.2	3.6			
Avg. Stride Freq. [Hz]	2.2	2.3	2.2	2.2	2.2	2.3	2.2	2.2	2.1			
Avg. Stride Length [m]	5.9	7.7	7.6	7.2	6.9	7.0	6.7	6.5	5.8			



- [] Ranking at each section and finish
- .-.- No data available at this section
- NA No data available



Horse/Jockey Name	Untamed Spirit
Final Rank	9
Fastest Section Time (Section)	0:10.94 (1600m)
Top Speed [km/h] (Section)	67.8 (1600m)
Race State	Finished



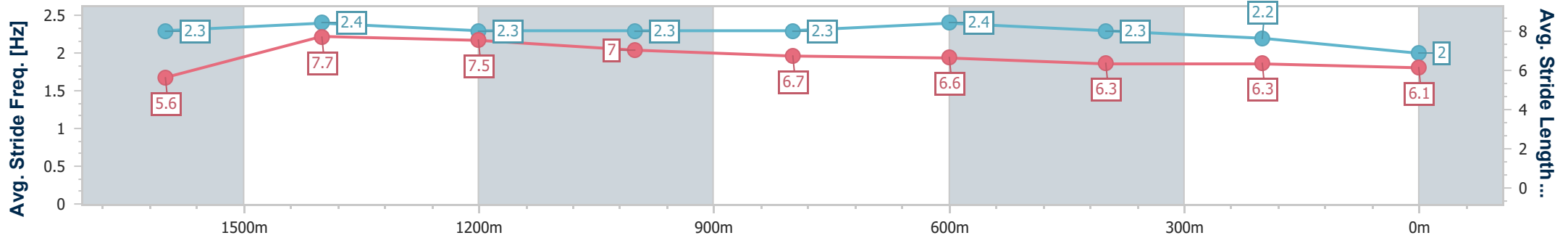
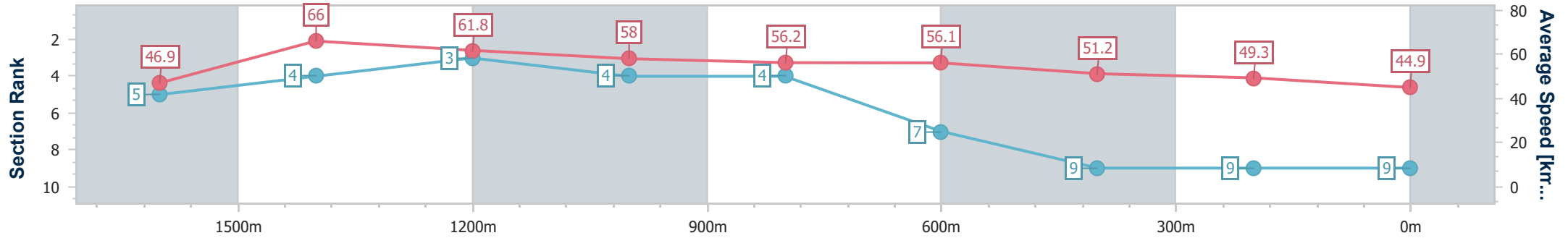
Toowoomba QLD Professional
 Race 6: GERRY BROWN'S OFFICE FURNITURE ONLINE Class
 1 Handicap - 1890m



24 February 2024 - 20:22

Track Rating: Soft 6, Weather: Showers, Rail Position: +2m Entire

Section	Overall	1600m	1400m	1200m	1000m	800m	600m	400m	200m
Section Times	2:08.59 [9] (0:22.31)	1:46.28 [5] (0:10.94)	1:35.34 [4] (0:11.80)	1:23.54 [3] (0:12.49)	1:11.05 [4] (0:13.00)	0:58.05 [4] (0:12.98)	0:45.07 [7] (0:14.36)	0:30.71 [9] (0:14.66)	0:16.05 [9] (0:16.05)
Average Speed [km/h]	46.9	66.0	61.8	58.0	56.2	56.1	51.2	49.3	44.9
Top Speed [km/h]	64.1	67.8	67.8	59.3	57.4	57.2	55.1	51.0	47.0
Avg. Dist. to Rail [m]	5.6	0.5	2.6	4.7	4.4	4.1	4.0	1.9	5.5
Avg. Stride Freq. [Hz]	2.3	2.4	2.3	2.3	2.3	2.4	2.3	2.2	2.0
Avg. Stride Length [m]	5.6	7.7	7.5	7.0	6.7	6.6	6.3	6.3	6.1



- [] Ranking at each section and finish
- .-.- No data available at this section
- NA No data available



Toowoomba QLD Professional

Race 7: MAK'S 18TH BIRTHDAY Maiden Handicap - 1890m

24 February 2024 - 20:55



Track Rating: Soft 6, Weather: Showers, Rail Position: +2m Entire

Section		Overall	1600m	1400m	1200m	1000m	800m	600m	Last 600m				
Field Times		2:04.55 (0:21.75)	1:42.80 (0:11.56)	1:31.24 (0:12.02)	1:19.22 (0:12.70)	1:06.52 (0:13.12)	0:53.40 (0:13.17)	0:40.23 (0:13.44)	0:40.23				
Rank	TAB Horse/Jockey	Barrier	Top Speed [km/h]	Fastest Section									Distance Travelled [m]
1	6 ROYAL GEORGE Melea Castle	6	67.0	0:11.39	2:04.55 [1] (0:23.01)	1:41.54 [8] (0:11.39)	1:30.15 [7] (0:11.81)	1:18.34 [6] (0:12.04)	1:06.30 [2] (0:12.98)	0:53.32 [2] (0:13.13)	0:40.19 [2] (0:13.40)	0:40.19	
2	9 TAVIESLASS Adin Thompson	1	64.8	0:11.51	2:05.36 [2] (0:22.31)	1:43.05 [4] (0:11.51)	1:31.54 [5] (0:12.09)	1:19.45 [3] (0:12.53)	1:06.92 [5] (0:13.27)	0:53.65 [5] (0:13.28)	0:40.37 [5] (0:13.52)	0:40.37	-6
3	1 MORE SUCCESS Jake Molloy	5	64.2	0:11.43	2:05.65 [3] (0:23.32)	1:42.33 [10] (0:11.43)	1:30.90 [10] (0:12.27)	1:18.63 [10] (0:12.39)	1:06.24 [10] (0:12.82)	0:53.42 [10] (0:13.35)	0:40.07 [10] (0:13.56)	0:40.07	-6
4	11 VAIN LUKE Shania Willis	3	65.5	0:11.56	2:05.87 [4] (0:22.86)	1:43.01 [7] (0:11.56)	1:31.45 [8] (0:12.34)	1:19.11 [8] (0:12.27)	1:06.84 [8] (0:12.93)	0:53.91 [7] (0:13.40)	0:40.51 [9] (0:13.32)	0:40.51	+5
5	5 EVERCLEAR Nathan Evans	7	65.7	0:11.36	2:06.06 [5] (0:23.28)	1:42.78 [9] (0:11.36)	1:31.42 [9] (0:12.31)	1:19.11 [9] (0:12.34)	1:06.77 [9] (0:12.92)	0:53.85 [9] (0:12.77)	0:41.08 [4] (0:13.16)	0:41.08	+10
6	8 IN THE PICTURE Cecily Eaton	11	65.4	0:11.55	2:06.27 [6] (0:22.61)	1:43.66 [6] (0:11.55)	1:32.11 [6] (0:12.24)	1:19.87 [7] (0:12.58)	1:07.29 [7] (0:13.00)	0:54.29 [8] (0:13.30)	0:40.99 [8] (0:13.57)	0:40.99	+2
7	10 HOPETOUN SUNRISE Karl Zechner	9	65.7	0:11.54	2:06.98 [7] (0:21.93)	1:45.05 [2] (0:11.54)	1:33.51 [2] (0:12.20)	1:21.31 [2] (0:12.64)	1:08.67 [4] (0:13.22)	0:55.45 [4] (0:13.25)	0:42.20 [3] (0:13.61)	0:42.20	-3
8	3 EXPEDIENT CHOICE Stacey Callow	4	66.9	0:11.73	2:07.31 [8] (0:22.09)	1:45.22 [3] (0:11.73)	1:33.49 [4] (0:12.12)	1:21.37 [4] (0:12.34)	1:09.03 [3] (0:12.87)	0:56.16 [1] (0:13.17)	0:42.99 [1] (0:13.77)	0:42.99	-2
9	2 KEEP CALM Nozi Tomizawa	2	64.9	0:11.40	2:10.47 [9] (0:22.40)	1:48.07 [5] (0:11.40)	1:36.67 [3] (0:12.24)	1:24.43 [5] (0:12.57)	1:11.86 [6] (0:13.22)	0:58.64 [6] (0:13.40)	0:45.24 [7] (0:14.21)	0:45.24	+5
10	7 BRAVE HOSHI Sariah Champkin	8	65.3	0:11.56	2:15.80 [10] (0:21.75)	1:54.05 [1] (0:11.56)	1:42.49 [1] (0:12.02)	1:30.47 [1] (0:12.70)	1:17.77 [1] (0:13.25)	1:04.52 [3] (0:13.73)	0:50.79 [6] (0:14.87)	0:50.79	-11

Scratched: Klang Boy (#4)

[] Ranking at each section and finish
 -:-:- No data available at this section
 NA No data available

SCN Saddle cloth number
 DNF Did not finish
 DNT Did not track



Toowoomba QLD Professional

Race 7: MAK'S 18TH BIRTHDAY Maiden Handicap - 1890m

24 February 2024 - 20:55



Track Rating: Soft 6, Weather: Showers, Rail Position: +2m Entire

Section				400m	200m			Last 600m			
Field Times				0:26.79 (0:13.47)	0:13.32 (0:13.32)			0:40.23			
Rank	TAB	Horse/Jockey	Barrier	Top Speed [km/h]	Fastest Section	Margin				Distance Travelled [m]	
1	6	ROYAL GEORGE Melea Castle	6	67.0 Overall	0:11.39 1600m	0:26.79 [1] (0:13.47)	0:13.32 [1] (0:13.32)	2:04.55		0:40.19	
2	9	TAVIESLASS Adin Thompson	1	64.8 Overall	0:11.51 1600m	0:26.85 [5] (0:13.78)	0:13.07 [3] (0:13.07)	4.5L		0:40.37	-6
3	1	MORE SUCCESS Jake Molloy	5	64.2 1600m	0:11.43 1600m	0:26.51 [8] (0:13.28)	0:13.23 [6] (0:13.23)	6L		0:40.07	-6
4	11	VAIN LUKE Shania Willis	3	65.5 Overall	0:11.56 1600m	0:27.19 [6] (0:13.64)	0:13.55 [4] (0:13.55)	7.3L		0:40.51	+5
5	5	EVERCLEAR Nathan Evans	7	65.7 1600m	0:11.36 1600m	0:27.92 [3] (0:13.89)	0:14.03 [2] (0:14.03)	8.3L		0:41.08	+10
6	8	IN THE PICTURE Cecily Eaton	11	65.4 Overall	0:11.55 1600m	0:27.42 [7] (0:13.82)	0:13.60 [8] (0:13.60)	9.3L		0:40.99	+2
7	10	HOPETOUN SUNRISE Karl Zechner	9	65.7 Overall	0:11.54 1600m	0:28.59 [4] (0:13.96)	0:14.63 [5] (0:14.63)	13.3L		0:42.20	-3
8	3	EXPEDIENT CHOICE Stacey Callow	4	66.9 Overall	0:11.73 1600m	0:29.22 [2] (0:14.37)	0:14.85 [7] (0:14.85)	15.1L		0:42.99	-2
9	2	KEEP CALM Nozi Tomizawa	2	64.9 Overall	0:11.40 1600m	0:31.03 [9] (0:15.01)	0:16.02 [9] (0:16.02)	33.6L		0:45.24	+5
10	7	BRAVE HOSHI Sariah Champkin	8	65.3 Overall	0:11.56 1600m	0:35.92 [10] (0:17.47)	0:18.45 [10] (0:18.45)	64.9L		0:50.79	-11

Scratched: Klang Boy (#4)

[] Ranking at each section and finish
 -:-:- No data available at this section
 NA No data available

SCN Saddle cloth number
 DNF Did not finish
 DNT Did not track



Horse/Jockey Name	Royal George
Final Rank	1
Fastest Section Time (Section)	0:11.39 (1600m)
Top Speed [km/h] (Section)	67.0 (Overall)
Race State	Finished



Toowoomba QLD Professional

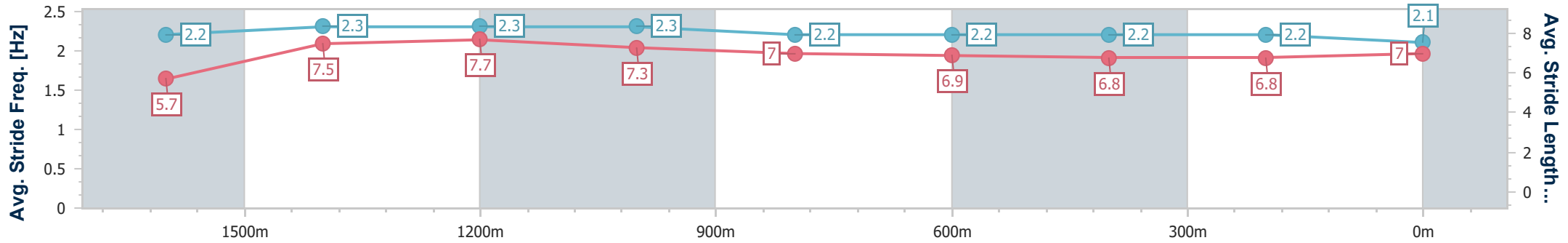
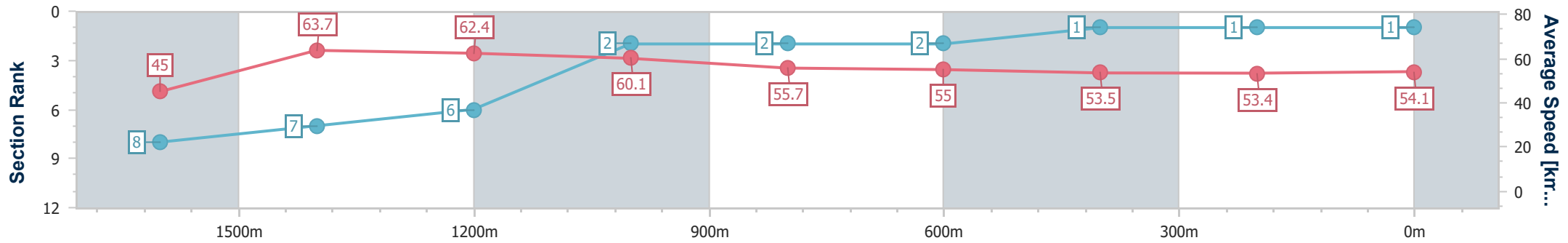
Race 7: MAK'S 18TH BIRTHDAY Maiden Handicap - 1890m

24 February 2024 - 20:55

Track Rating: Soft 6, Weather: Showers, Rail Position: +2m Entire



Section	Overall	1600m	1400m	1200m	1000m	800m	600m	400m	200m
Section Times	2:04.55 [1] (0:23.01)	1:41.54 [8] (0:11.39)	1:30.15 [7] (0:11.81)	1:18.34 [6] (0:12.04)	1:06.30 [2] (0:12.98)	0:53.32 [2] (0:13.13)	0:40.19 [2] (0:13.40)	0:26.79 [1] (0:13.47)	0:13.32 [1] (0:13.32)
Average Speed [km/h]	45.0	63.7	62.4	60.1	55.7	55.0	53.5	53.4	54.1
Top Speed [km/h]	67.0	66.9	66.2	61.7	58.2	55.8	55.2	55.1	56.1
Avg. Dist. to Rail [m]	4.8	2.8	4.3	4.1	1.4	1.3	0.8	0.4	0.5
Avg. Stride Freq. [Hz]	2.2	2.3	2.3	2.3	2.2	2.2	2.2	2.2	2.1
Avg. Stride Length [m]	5.7	7.5	7.7	7.3	7.0	6.9	6.8	6.8	7.0



- [] Ranking at each section and finish
- .-.- No data available at this section
- NA No data available



Horse/Jockey Name	Tavieslass
Final Rank	2
Fastest Section Time (Section)	0:11.51 (1600m)
Top Speed [km/h] (Section)	64.8 (Overall)
Race State	Finished



Toowoomba QLD Professional

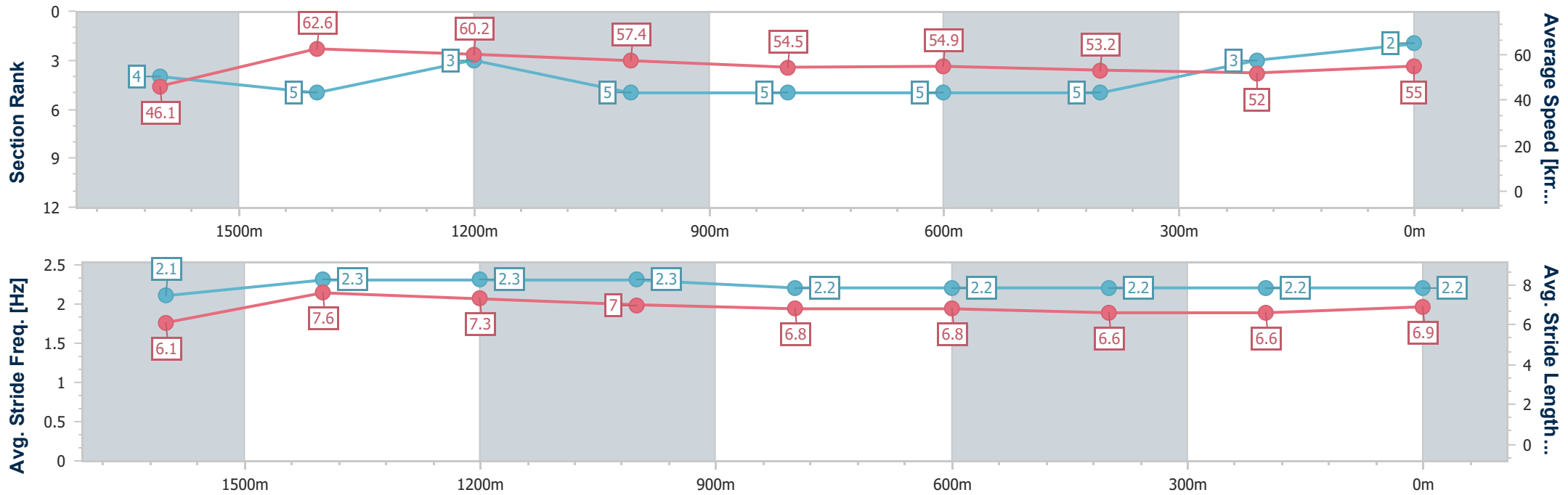
Race 7: MAK'S 18TH BIRTHDAY Maiden Handicap - 1890m

24 February 2024 - 20:55



Track Rating: Soft 6, Weather: Showers, Rail Position: +2m Entire

Section	Overall	1600m	1400m	1200m	1000m	800m	600m	400m	200m
Section Times	2:05.36 [2] (0:22.31)	1:43.05 [4] (0:11.51)	1:31.54 [5] (0:12.09)	1:19.45 [3] (0:12.53)	1:06.92 [5] (0:13.27)	0:53.65 [5] (0:13.28)	0:40.37 [5] (0:13.52)	0:26.85 [5] (0:13.78)	0:13.07 [3] (0:13.07)
Average Speed [km/h]	46.1	62.6	60.2	57.4	54.5	54.9	53.2	52.0	55.0
Top Speed [km/h]	64.8	64.8	62.5	58.8	57.2	56.2	56.1	54.9	56.2
Avg. Dist. to Rail [m]	6.9	0.8	1.6	1.5	1.2	2.3	0.5	0.8	0.7
Avg. Stride Freq. [Hz]	2.1	2.3	2.3	2.3	2.2	2.2	2.2	2.2	2.2
Avg. Stride Length [m]	6.1	7.6	7.3	7.0	6.8	6.8	6.6	6.6	6.9



- [] Ranking at each section and finish
- .-.- No data available at this section
- NA No data available



Horse/Jockey Name	More Success
Final Rank	3
Fastest Section Time (Section)	0:11.43 (1600m)
Top Speed [km/h] (Section)	64.2 (1600m)
Race State	Finished



Toowoomba QLD Professional

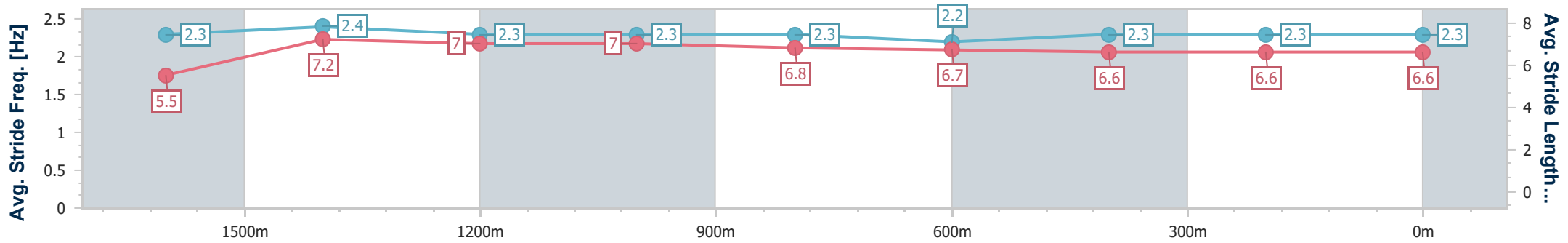
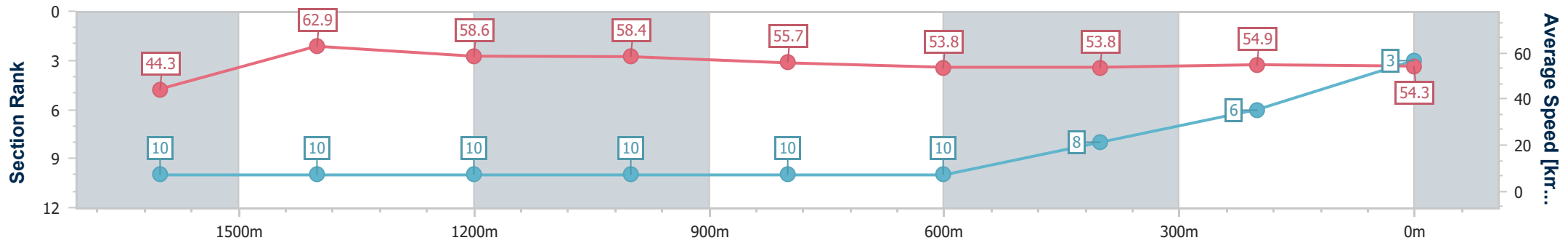
Race 7: MAK'S 18TH BIRTHDAY Maiden Handicap - 1890m

24 February 2024 - 20:55



Track Rating: Soft 6, Weather: Showers, Rail Position: +2m Entire

Section	Overall	1600m	1400m	1200m	1000m	800m	600m	400m	200m
Section Times	2:05.65 [3] (0:23.32)	1:42.33 [10] (0:11.43)	1:30.90 [10] (0:12.27)	1:18.63 [10] (0:12.39)	1:06.24 [10] (0:12.82)	0:53.42 [10] (0:13.35)	0:40.07 [10] (0:13.56)	0:26.51 [8] (0:13.28)	0:13.23 [6] (0:13.23)
Average Speed [km/h]	44.3	62.9	58.6	58.4	55.7	53.8	53.8	54.9	54.3
Top Speed [km/h]	62.4	64.2	62.9	58.8	58.4	54.9	54.7	56.0	55.4
Avg. Dist. to Rail [m]	5.1	0.5	0.5	0.6	1.6	0.8	1.7	3.6	4.3
Avg. Stride Freq. [Hz]	2.3	2.4	2.3	2.3	2.3	2.2	2.3	2.3	2.3
Avg. Stride Length [m]	5.5	7.2	7.0	7.0	6.8	6.7	6.6	6.6	6.6



- [] Ranking at each section and finish
- .-.- No data available at this section
- NA No data available



Horse/Jockey Name	Vain Luke
Final Rank	4
Fastest Section Time (Section)	0:11.56 (1600m)
Top Speed [km/h] (Section)	65.5 (Overall)
Race State	Finished



Toowoomba QLD Professional

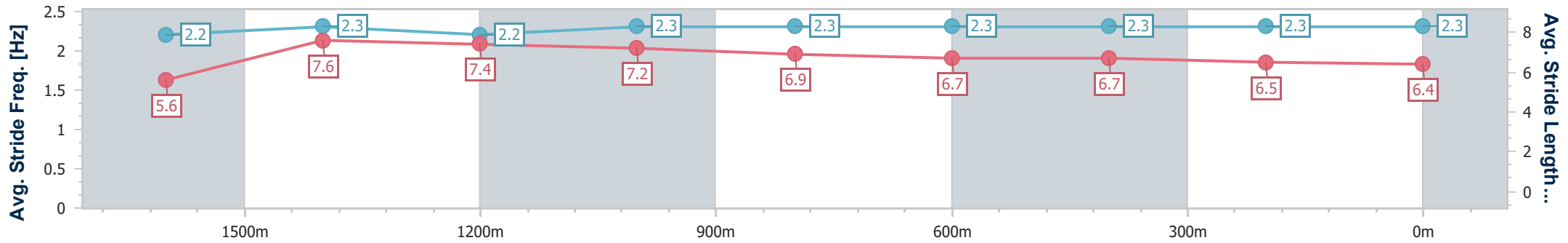
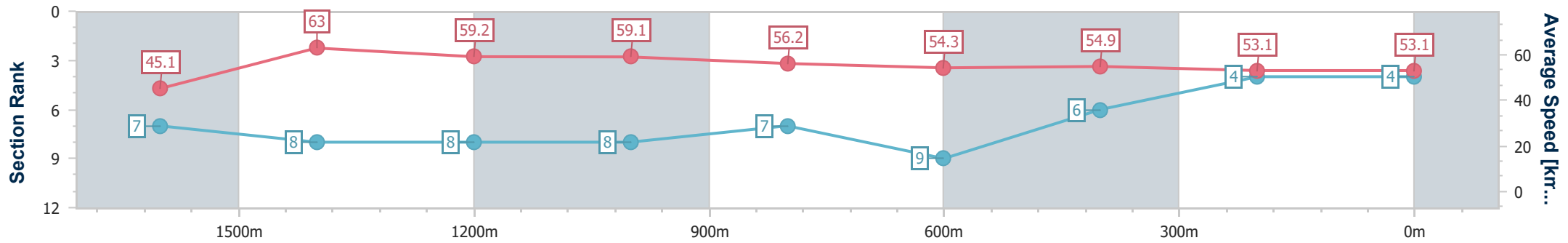
Race 7: MAK'S 18TH BIRTHDAY Maiden Handicap - 1890m

24 February 2024 - 20:55



Track Rating: Soft 6, Weather: Showers, Rail Position: +2m Entire

Section	Overall	1600m	1400m	1200m	1000m	800m	600m	400m	200m
Section Times	2:05.87 [4] (0:22.86)	1:43.01 [7] (0:11.56)	1:31.45 [8] (0:12.34)	1:19.11 [8] (0:12.27)	1:06.84 [8] (0:12.93)	0:53.91 [7] (0:13.40)	0:40.51 [9] (0:13.32)	0:27.19 [6] (0:13.64)	0:13.55 [4] (0:13.55)
Average Speed [km/h]	45.1	63.0	59.2	59.1	56.2	54.3	54.9	53.1	53.1
Top Speed [km/h]	65.5	64.2	61.4	59.6	58.6	56.7	56.2	54.2	54.4
Avg. Dist. to Rail [m]	6.3	4.0	3.5	2.8	2.4	4.2	2.6	2.3	3.7
Avg. Stride Freq. [Hz]	2.2	2.3	2.2	2.3	2.3	2.3	2.3	2.3	2.3
Avg. Stride Length [m]	5.6	7.6	7.4	7.2	6.9	6.7	6.7	6.5	6.4



- [] Ranking at each section and finish
- .-.- No data available at this section
- NA No data available



Horse/Jockey Name	Everclear
Final Rank	5
Fastest Section Time (Section)	0:11.36 (1600m)
Top Speed [km/h] (Section)	65.7 (1600m)
Race State	Finished



Toowoomba QLD Professional

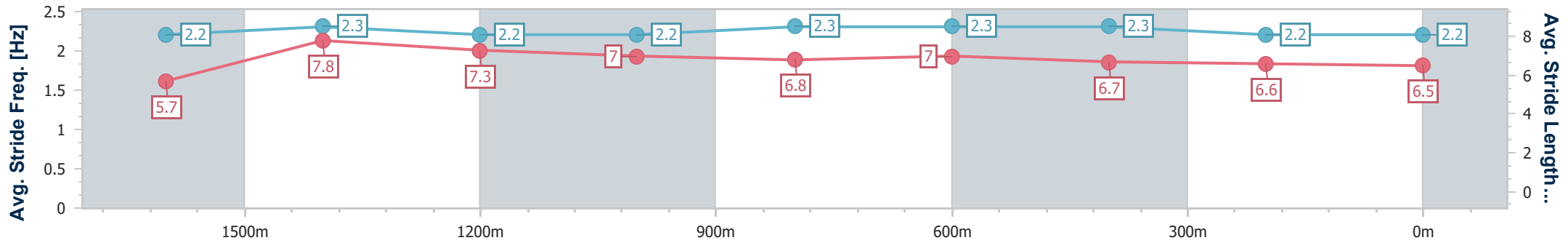
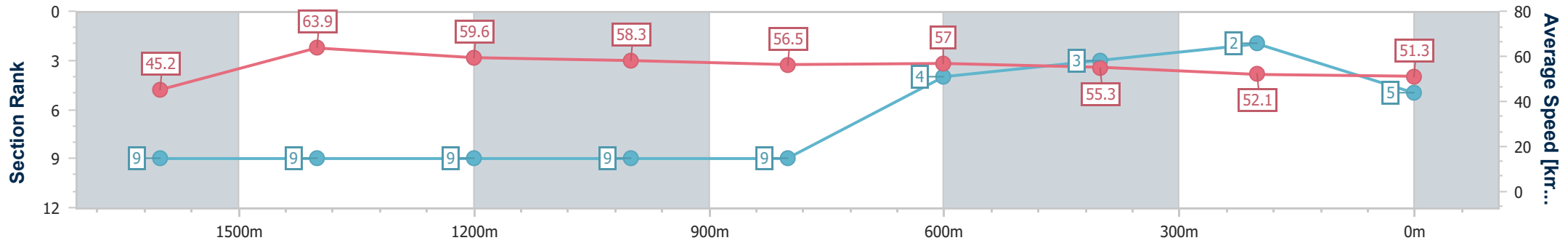
Race 7: MAK'S 18TH BIRTHDAY Maiden Handicap - 1890m

24 February 2024 - 20:55



Track Rating: Soft 6, Weather: Showers, Rail Position: +2m Entire

Section	Overall	1600m	1400m	1200m	1000m	800m	600m	400m	200m
Section Times	2:06.06 [5] (0:23.28)	1:42.78 [9] (0:11.36)	1:31.42 [9] (0:12.31)	1:19.11 [9] (0:12.34)	1:06.77 [9] (0:12.92)	0:53.85 [9] (0:12.77)	0:41.08 [4] (0:13.16)	0:27.92 [3] (0:13.89)	0:14.03 [2] (0:14.03)
Average Speed [km/h]	45.2	63.9	59.6	58.3	56.5	57.0	55.3	52.1	51.3
Top Speed [km/h]	65.4	65.7	63.0	60.1	57.2	58.6	58.4	53.5	52.7
Avg. Dist. to Rail [m]	5.9	2.8	3.1	3.9	3.2	3.9	2.2	1.7	2.2
Avg. Stride Freq. [Hz]	2.2	2.3	2.2	2.2	2.3	2.3	2.3	2.2	2.2
Avg. Stride Length [m]	5.7	7.8	7.3	7.0	6.8	7.0	6.7	6.6	6.5



- [] Ranking at each section and finish
- .-.- No data available at this section
- NA No data available



Horse/Jockey Name	In The Picture
Final Rank	6
Fastest Section Time (Section)	0:11.55 (1600m)
Top Speed [km/h] (Section)	65.4 (Overall)
Race State	Finished



Toowoomba QLD Professional

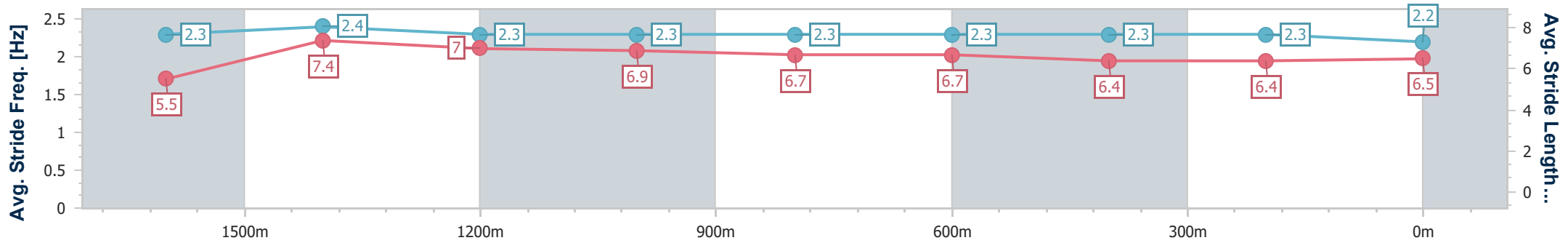
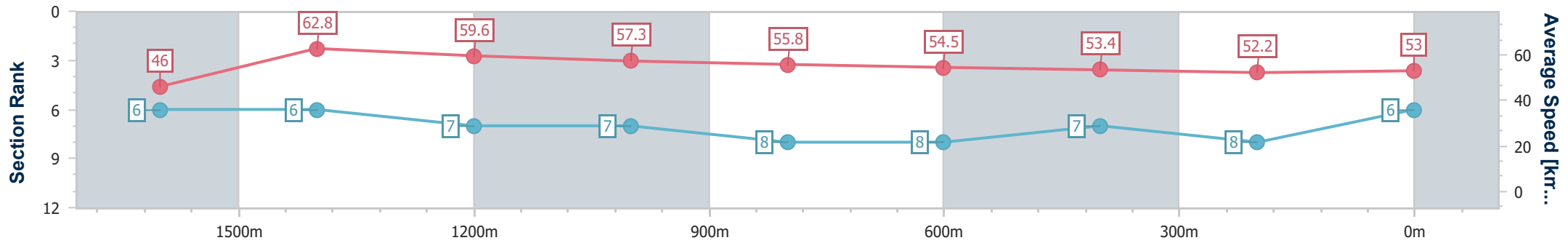
Race 7: MAK'S 18TH BIRTHDAY Maiden Handicap - 1890m

24 February 2024 - 20:55



Track Rating: Soft 6, Weather: Showers, Rail Position: +2m Entire

Section	Overall	1600m	1400m	1200m	1000m	800m	600m	400m	200m
Section Times	2:06.27 [6] (0:22.61)	1:43.66 [6] (0:11.55)	1:32.11 [6] (0:12.24)	1:19.87 [7] (0:12.58)	1:07.29 [7] (0:13.00)	0:54.29 [8] (0:13.30)	0:40.99 [8] (0:13.57)	0:27.42 [7] (0:13.82)	0:13.60 [8] (0:13.60)
Average Speed [km/h]	46.0	62.8	59.6	57.3	55.8	54.5	53.4	52.2	53.0
Top Speed [km/h]	65.4	63.9	61.2	59.9	58.4	55.2	54.2	53.4	54.2
Avg. Dist. to Rail [m]	4.1	1.8	2.7	2.3	1.7	2.0	1.5	1.4	4.4
Avg. Stride Freq. [Hz]	2.3	2.4	2.3	2.3	2.3	2.3	2.3	2.3	2.2
Avg. Stride Length [m]	5.5	7.4	7.0	6.9	6.7	6.7	6.4	6.4	6.5



- [] Ranking at each section and finish
- .-.- No data available at this section
- NA No data available



Horse/Jockey Name	Hopetoun Sunrise
Final Rank	7
Fastest Section Time (Section)	0:11.54 (1600m)
Top Speed [km/h] (Section)	65.7 (Overall)
Race State	Finished



Toowoomba QLD Professional

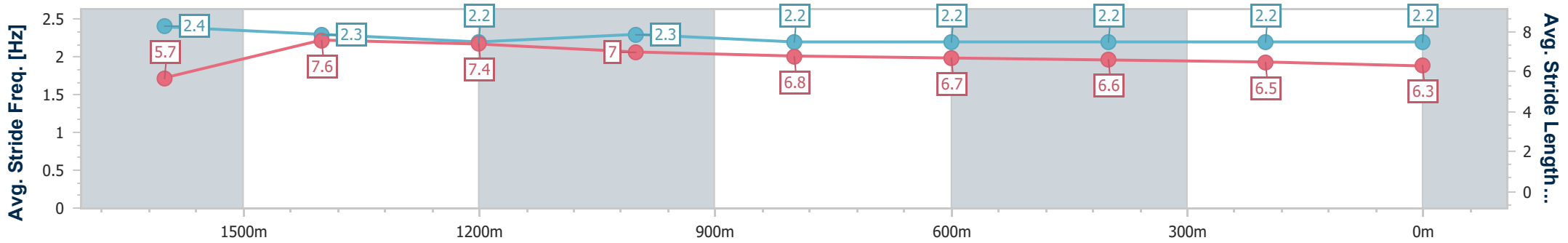
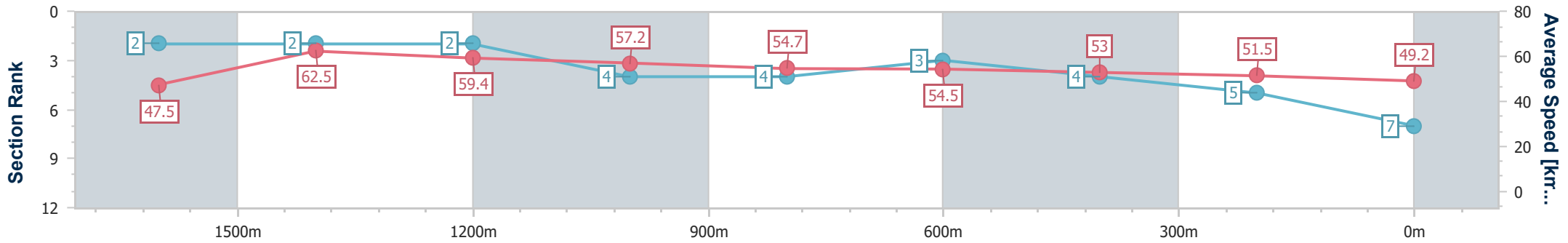
Race 7: MAK'S 18TH BIRTHDAY Maiden Handicap - 1890m

24 February 2024 - 20:55



Track Rating: Soft 6, Weather: Showers, Rail Position: +2m Entire

Section	Overall	1600m	1400m	1200m	1000m	800m	600m	400m	200m
Section Times	2:06.98 [7] (0:21.93)	1:45.05 [2] (0:11.54)	1:33.51 [2] (0:12.20)	1:21.31 [2] (0:12.64)	1:08.67 [4] (0:13.22)	0:55.45 [4] (0:13.25)	0:42.20 [3] (0:13.61)	0:28.59 [4] (0:13.96)	0:14.63 [5] (0:14.63)
Average Speed [km/h]	47.5	62.5	59.4	57.2	54.7	54.5	53.0	51.5	49.2
Top Speed [km/h]	65.7	64.0	62.1	58.3	56.0	56.4	55.7	52.5	52.2
Avg. Dist. to Rail [m]	5.0	0.6	1.6	1.8	0.8	1.8	0.6	0.8	1.1
Avg. Stride Freq. [Hz]	2.4	2.3	2.2	2.3	2.2	2.2	2.2	2.2	2.2
Avg. Stride Length [m]	5.7	7.6	7.4	7.0	6.8	6.7	6.6	6.5	6.3



- [] Ranking at each section and finish
- .-.- No data available at this section
- NA No data available



Horse/Jockey Name	Expedient Choice
Final Rank	8
Fastest Section Time (Section)	0:11.73 (1600m)
Top Speed [km/h] (Section)	66.9 (Overall)
Race State	Finished



Toowoomba QLD Professional

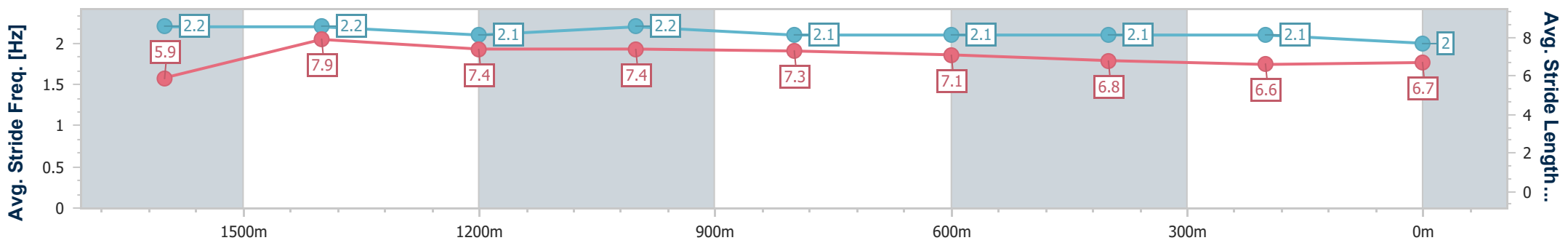
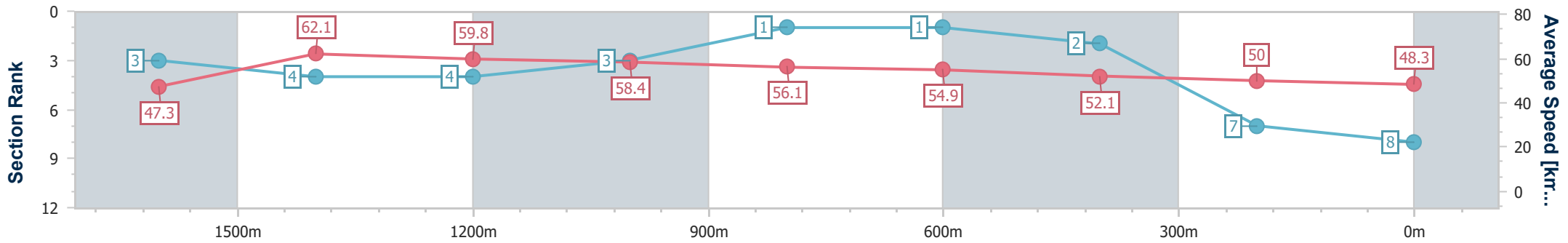
Race 7: MAK'S 18TH BIRTHDAY Maiden Handicap - 1890m

24 February 2024 - 20:55



Track Rating: Soft 6, Weather: Showers, Rail Position: +2m Entire

Section	Overall	1600m	1400m	1200m	1000m	800m	600m	400m	200m
Section Times	2:07.31 [8] (0:22.09)	1:45.22 [3] (0:11.73)	1:33.49 [4] (0:12.12)	1:21.37 [4] (0:12.34)	1:09.03 [3] (0:12.87)	0:56.16 [1] (0:13.17)	0:42.99 [1] (0:13.77)	0:29.22 [2] (0:14.37)	0:14.85 [7] (0:14.85)
Average Speed [km/h]	47.3	62.1	59.8	58.4	56.1	54.9	52.1	50.0	48.3
Top Speed [km/h]	66.9	63.2	62.2	60.1	57.0	55.9	54.2	51.6	50.9
Avg. Dist. to Rail [m]	4.4	2.8	1.4	1.1	0.6	1.3	0.5	0.9	0.6
Avg. Stride Freq. [Hz]	2.2	2.2	2.1	2.2	2.1	2.1	2.1	2.1	2.0
Avg. Stride Length [m]	5.9	7.9	7.4	7.4	7.3	7.1	6.8	6.6	6.7



- [] Ranking at each section and finish
- .-.- No data available at this section
- NA No data available



Horse/Jockey Name	Keep Calm
Final Rank	9
Fastest Section Time (Section)	0:11.40 (1600m)
Top Speed [km/h] (Section)	64.9 (Overall)
Race State	Finished



Toowoomba QLD Professional

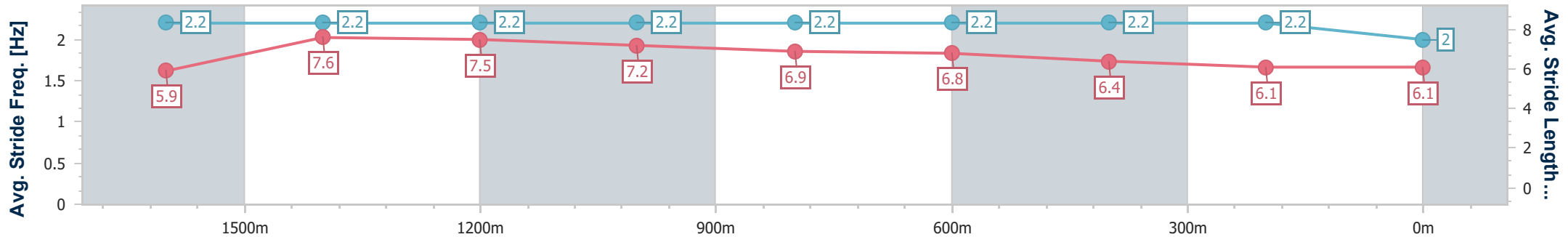
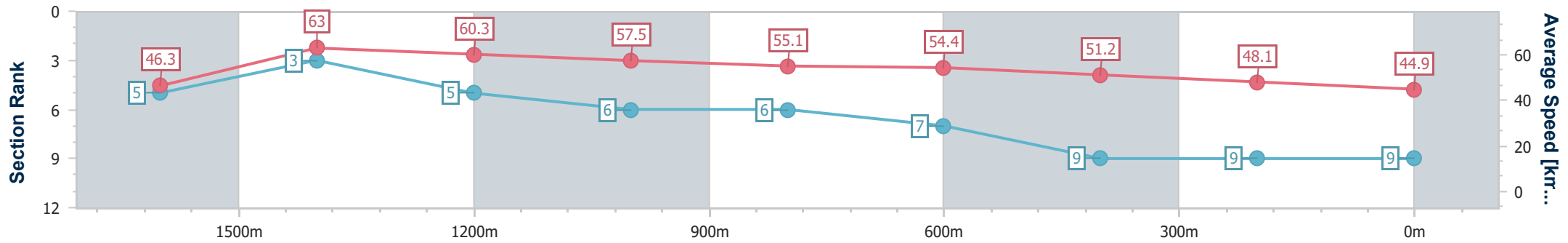
Race 7: MAK'S 18TH BIRTHDAY Maiden Handicap - 1890m

24 February 2024 - 20:55



Track Rating: Soft 6, Weather: Showers, Rail Position: +2m Entire

Section	Overall	1600m	1400m	1200m	1000m	800m	600m	400m	200m
Section Times	2:10.47 [9] (0:22.40)	1:48.07 [5] (0:11.40)	1:36.67 [3] (0:12.24)	1:24.43 [5] (0:12.57)	1:11.86 [6] (0:13.22)	0:58.64 [6] (0:13.40)	0:45.24 [7] (0:14.21)	0:31.03 [9] (0:15.01)	0:16.02 [9] (0:16.02)
Average Speed [km/h]	46.3	63.0	60.3	57.5	55.1	54.4	51.2	48.1	44.9
Top Speed [km/h]	64.9	64.3	61.9	59.0	58.0	55.0	54.0	49.3	45.9
Avg. Dist. to Rail [m]	4.8	1.0	4.1	4.1	3.3	3.3	2.1	0.9	0.8
Avg. Stride Freq. [Hz]	2.2	2.2	2.2	2.2	2.2	2.2	2.2	2.2	2.0
Avg. Stride Length [m]	5.9	7.6	7.5	7.2	6.9	6.8	6.4	6.1	6.1



- [] Ranking at each section and finish
- .-.- No data available at this section
- NA No data available



Horse/Jockey Name	Brave Hoshi
Final Rank	10
Fastest Section Time (Section)	0:11.56 (1600m)
Top Speed [km/h] (Section)	65.3 (Overall)
Race State	Finished



Toowoomba QLD Professional

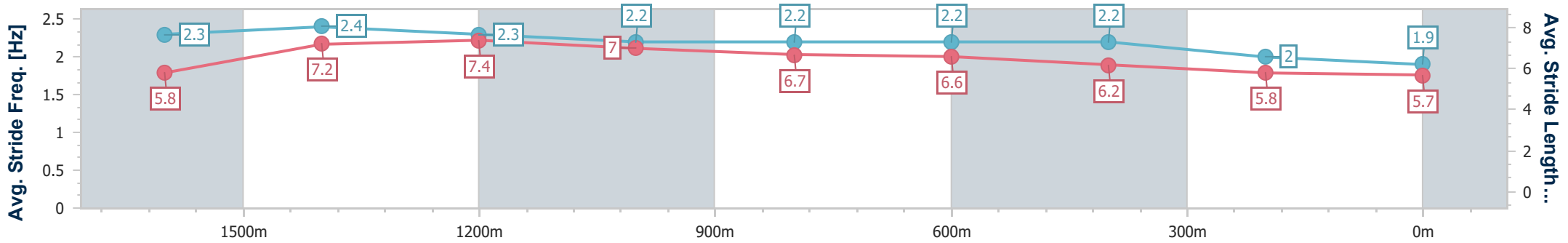
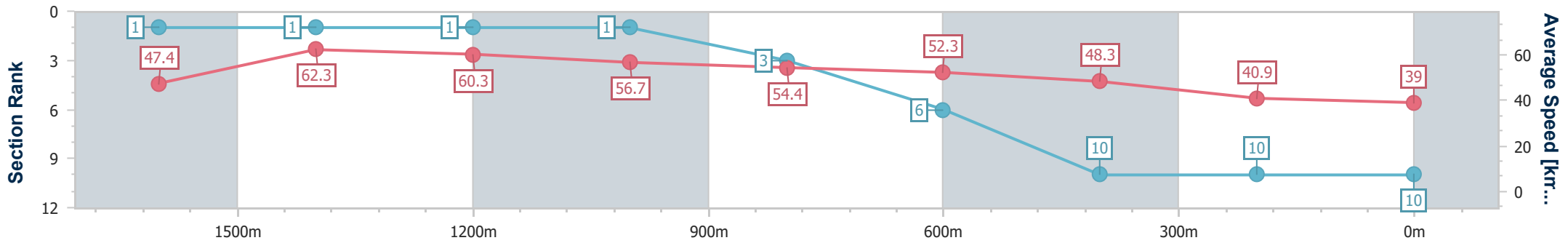
Race 7: MAK'S 18TH BIRTHDAY Maiden Handicap - 1890m

24 February 2024 - 20:55

Track Rating: Soft 6, Weather: Showers, Rail Position: +2m Entire



Section	Overall	1600m	1400m	1200m	1000m	800m	600m	400m	200m
Section Times	2:15.80 [10] (0:21.75)	1:54.05 [1] (0:11.56)	1:42.49 [1] (0:12.02)	1:30.47 [1] (0:12.70)	1:17.77 [1] (0:13.25)	1:04.52 [3] (0:13.73)	0:50.79 [6] (0:14.87)	0:35.92 [10] (0:17.47)	0:18.45 [10] (0:18.45)
Average Speed [km/h]	47.4	62.3	60.3	56.7	54.4	52.3	48.3	40.9	39.0
Top Speed [km/h]	65.3	63.7	61.6	58.5	56.2	53.3	51.6	45.1	40.3
Avg. Dist. to Rail [m]	5.3	1.6	1.3	1.8	0.4	0.4	1.0	1.5	2.3
Avg. Stride Freq. [Hz]	2.3	2.4	2.3	2.2	2.2	2.2	2.2	2.0	1.9
Avg. Stride Length [m]	5.8	7.2	7.4	7.0	6.7	6.6	6.2	5.8	5.7



- [] Ranking at each section and finish
- .-.- No data available at this section
- NA No data available



Toowoomba QLD Professional
Race 8: 1EQUINE - FOR THE EQUINE ATHLETE BENCHMARK 68
Handicap - 870m
24 February 2024 - 21:28



Track Rating: Soft 6, Weather: Showers, Rail Position: +2m Entire

Section		Overall	800m	600m	400m	200m	Last 600m					
Field Times		0:52.08 (0:06.34)	0:45.74 (0:10.77)	0:34.97 (0:11.02)	0:23.95 (0:11.62)	0:12.33 (0:12.33)	0:34.97					
Rank	TAB Horse/Jockey	Barrier	Top Speed [km/h]	Fastest Section	Margin					Distance Travelled [m]		
1	5 FLANK SPEED Olivia Webb	2	68.9 600m	0:06.51 Overall	0:52.08 [1] (0:06.51)	0:45.57 [3] (0:10.64)	0:34.93 [2] (0:10.98)	0:23.95 [1] (0:11.62)	0:12.33 [1] (0:12.33)	0:52.08	0:34.93	
2	2 AL PAL'S GAL Sophie Wilcock	8	71.1 800m	0:06.56 Overall	0:52.49 [2] (0:06.56)	0:45.93 [5] (0:10.61)	0:35.32 [4] (0:11.04)	0:24.28 [4] (0:11.75)	0:12.53 [3] (0:12.53)	2.3L	0:35.32	+10
3	4 HOT OR NOT Emily Lang	4	68.1 800m	0:06.34 Overall	0:52.66 [3] (0:06.34)	0:46.32 [1] (0:10.82)	0:35.50 [3] (0:10.99)	0:24.51 [3] (0:11.86)	0:12.65 [4] (0:12.65)	3.1L	0:35.50	+2
4	1 POLYLITHIC Sariah Champkin	7	70.9 800m	0:06.71 Overall	0:52.81 [4] (0:06.71)	0:46.10 [6] (0:10.40)	0:35.70 [1] (0:11.04)	0:24.66 [2] (0:11.79)	0:12.87 [2] (0:12.87)	3.9L	0:35.70	+4
5	6 BOSTON CITY Karl Zechner	3	67.8 800m	0:06.44 Overall	0:53.00 [5] (0:06.44)	0:46.56 [2] (0:10.96)	0:35.60 [5] (0:11.36)	0:24.24 [6] (0:11.78)	0:12.46 [5] (0:12.46)	4.9L	0:35.60	+9
6	7 COBURG Nozi Tomizawa	1	67.5 800m	0:06.74 Overall	0:53.63 [6] (0:06.74)	0:46.89 [7] (0:10.74)	0:36.15 [6] (0:11.22)	0:24.93 [5] (0:11.93)	0:13.00 [6] (0:13.00)	8.4L	0:36.15	-6
7	8 DAD'S LAD Madeleine Wishart	6	65.4 800m	0:06.53 Overall	0:54.54 [7] (0:06.53)	0:48.01 [4] (0:11.31)	0:36.70 [7] (0:11.63)	0:25.07 [7] (0:12.04)	0:13.03 [7] (0:13.03)	13.7L	0:36.70	+7

Scratched: Shock And Awe (#3)

[] Ranking at each section and finish
 -:-:- No data available at this section
 NA No data available

SCN Saddle cloth number
 DNF Did not finish
 DNT Did not track



Horse/Jockey Name	Flank Speed
Final Rank	1
Fastest Section Time (Section)	0:06.51 (Overall)
Top Speed [km/h] (Section)	68.9 (600m)
Race State	Finished



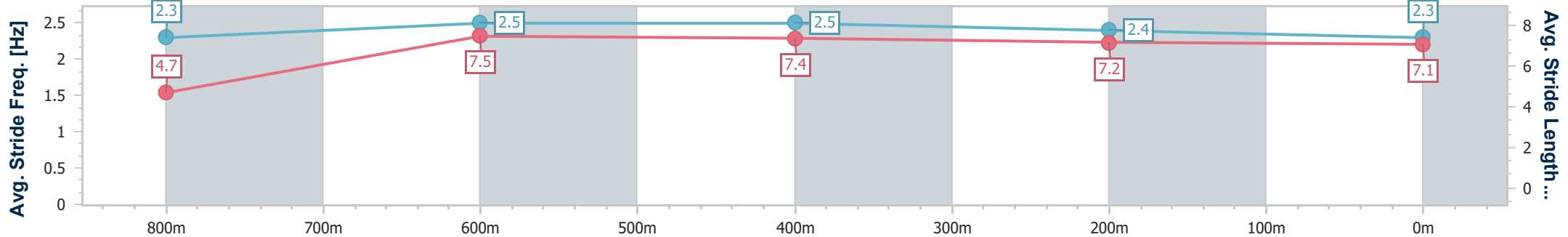
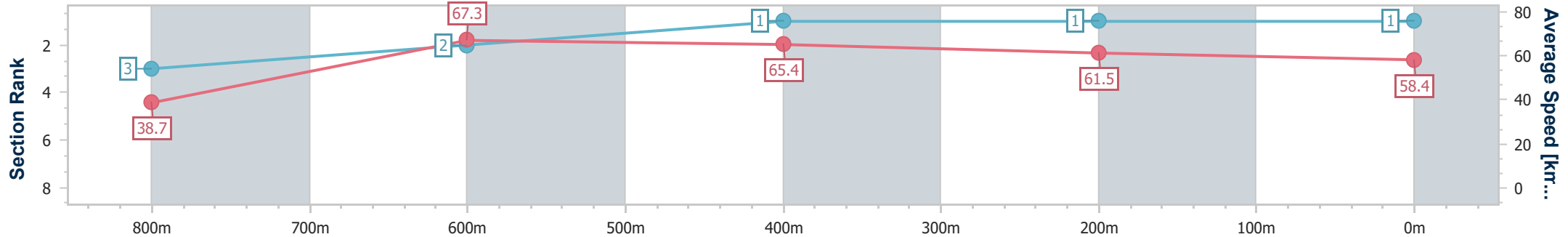
Toowoomba QLD Professional
 Race 8: 1EQUINE - FOR THE EQUINE ATHLETE BENCHMARK
 68 Handicap - 870m



24 February 2024 - 21:28

Track Rating: Soft 6, Weather: Showers, Rail Position: +2m Entire

Section	Overall	800m	600m	400m	200m
Section Times	0:52.08 [1] (0:06.51)	0:45.57 [3] (0:10.64)	0:34.93 [2] (0:10.98)	0:23.95 [1] (0:11.62)	0:12.33 [1] (0:12.33)
Average Speed [km/h]	38.7	67.3	65.4	61.5	58.4
Top Speed [km/h]	64.3	68.7	68.9	63.2	60.3
Avg. Dist. to Rail [m]	2.6	1.6	1.2	1.6	1.6
Avg. Stride Freq. [Hz]	2.3	2.5	2.5	2.4	2.3
Avg. Stride Length [m]	4.7	7.5	7.4	7.2	7.1



- [] Ranking at each section and finish
- .-.- No data available at this section
- NA No data available



Horse/Jockey Name	Al Pal's Gal
Final Rank	2
Fastest Section Time (Section)	0:06.56 (Overall)
Top Speed [km/h] (Section)	71.1 (800m)
Race State	Finished



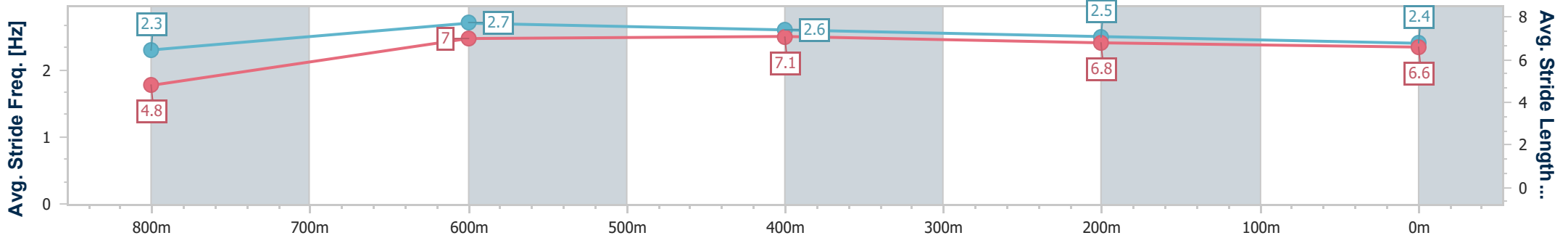
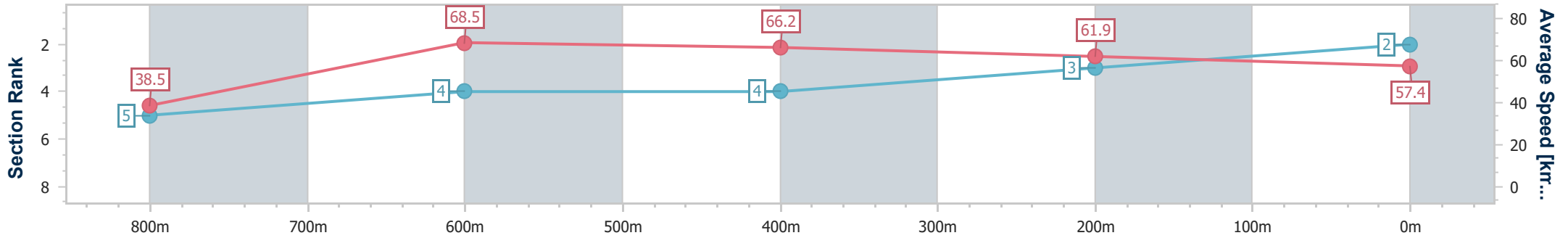
Toowoomba QLD Professional
 Race 8: 1EQUINE - FOR THE EQUINE ATHLETE BENCHMARK
 68 Handicap - 870m



24 February 2024 - 21:28

Track Rating: Soft 6, Weather: Showers, Rail Position: +2m Entire

Section	Overall	800m	600m	400m	200m
Section Times	0:52.49 [2] (0:06.56)	0:45.93 [5] (0:10.61)	0:35.32 [4] (0:11.04)	0:24.28 [4] (0:11.75)	0:12.53 [3] (0:12.53)
Average Speed [km/h]	38.5	68.5	66.2	61.9	57.4
Top Speed [km/h]	64.3	71.1	68.9	63.9	60.1
Avg. Dist. to Rail [m]	7.2	4.2	2.6	2.9	2.5
Avg. Stride Freq. [Hz]	2.3	2.7	2.6	2.5	2.4
Avg. Stride Length [m]	4.8	7.0	7.1	6.8	6.6



- [] Ranking at each section and finish
- .-.- No data available at this section
- NA No data available



Horse/Jockey Name	Hot Or Not
Final Rank	3
Fastest Section Time (Section)	0:06.34 (Overall)
Top Speed [km/h] (Section)	68.1 (800m)
Race State	Finished



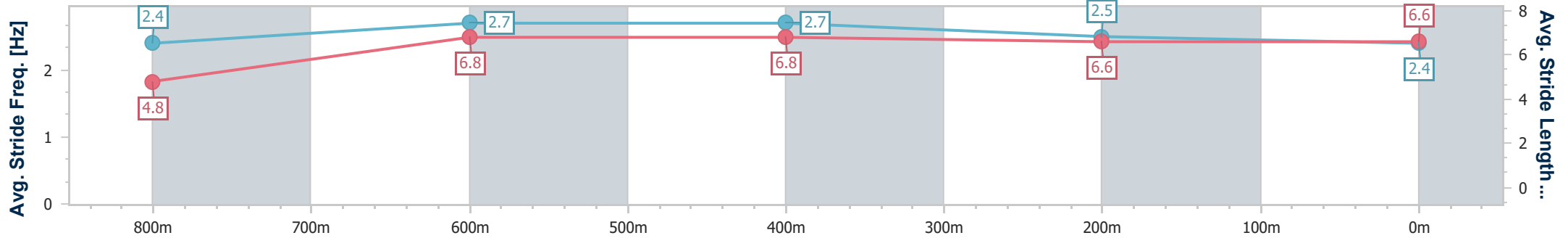
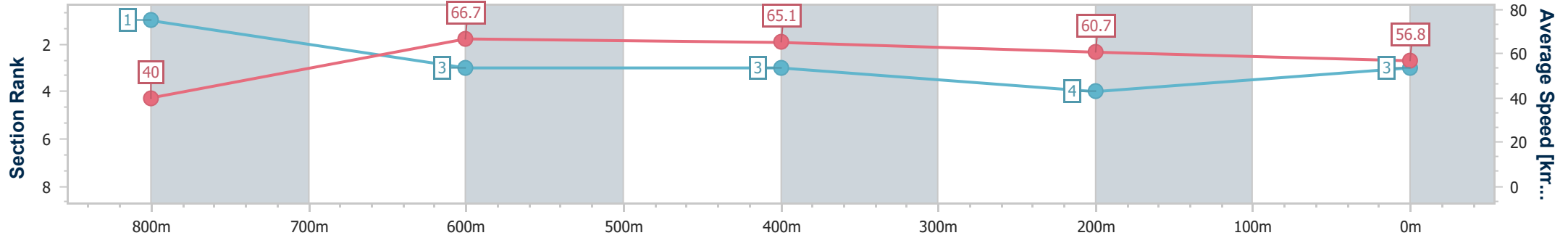
Toowoomba QLD Professional
 Race 8: 1EQUINE - FOR THE EQUINE ATHLETE BENCHMARK
 68 Handicap - 870m



24 February 2024 - 21:28

Track Rating: Soft 6, Weather: Showers, Rail Position: +2m Entire

Section	Overall	800m	600m	400m	200m
Section Times	0:52.66 [3] (0:06.34)	0:46.32 [1] (0:10.82)	0:35.50 [3] (0:10.99)	0:24.51 [3] (0:11.86)	0:12.65 [4] (0:12.65)
Average Speed [km/h]	40.0	66.7	65.1	60.7	56.8
Top Speed [km/h]	61.8	68.1	68.1	62.3	59.6
Avg. Dist. to Rail [m]	1.1	0.7	0.6	0.3	0.6
Avg. Stride Freq. [Hz]	2.4	2.7	2.7	2.5	2.4
Avg. Stride Length [m]	4.8	6.8	6.8	6.6	6.6



- [] Ranking at each section and finish
- .-.- No data available at this section
- NA No data available



Horse/Jockey Name	Polyolithic
Final Rank	4
Fastest Section Time (Section)	0:06.71 (Overall)
Top Speed [km/h] (Section)	70.9 (800m)
Race State	Finished



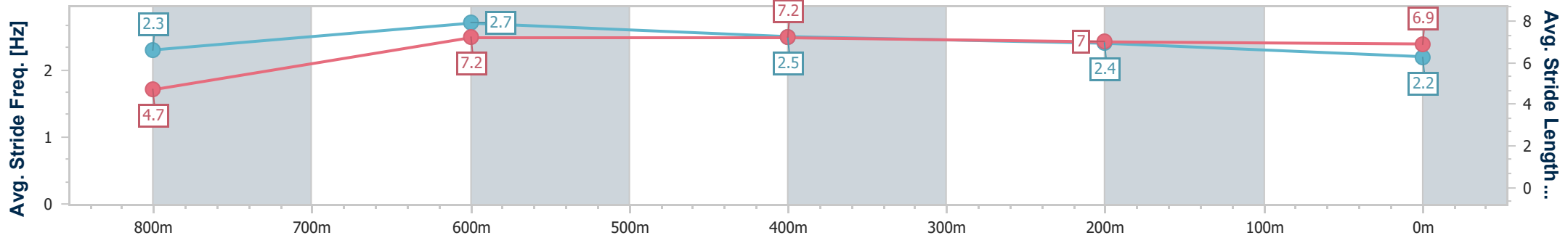
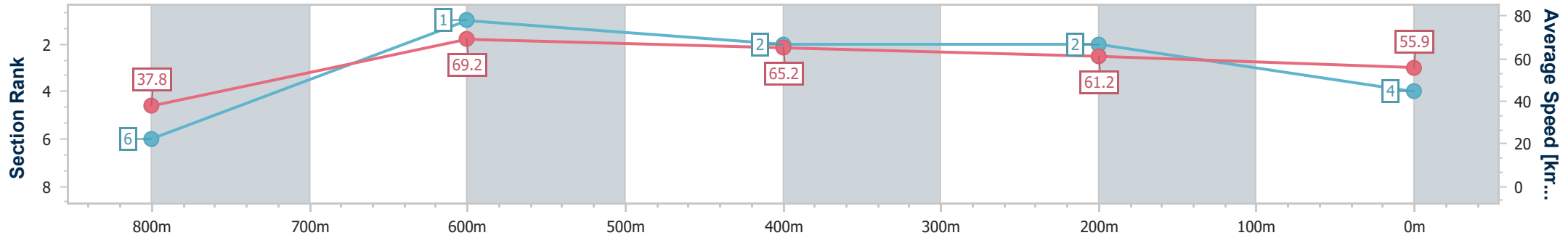
Toowoomba QLD Professional
 Race 8: 1EQUINE - FOR THE EQUINE ATHLETE BENCHMARK
 68 Handicap - 870m



24 February 2024 - 21:28

Track Rating: Soft 6, Weather: Showers, Rail Position: +2m Entire

Section	Overall	800m	600m	400m	200m
Section Times	0:52.81 [4] (0:06.71)	0:46.10 [6] (0:10.40)	0:35.70 [1] (0:11.04)	0:24.66 [2] (0:11.79)	0:12.87 [2] (0:12.87)
Average Speed [km/h]	37.8	69.2	65.2	61.2	55.9
Top Speed [km/h]	65.2	70.9	68.1	62.9	58.3
Avg. Dist. to Rail [m]	2.1	0.5	0.3	1.3	2.4
Avg. Stride Freq. [Hz]	2.3	2.7	2.5	2.4	2.2
Avg. Stride Length [m]	4.7	7.2	7.2	7.0	6.9



- [] Ranking at each section and finish
- .-.- No data available at this section
- NA No data available



Horse/Jockey Name	Boston City
Final Rank	5
Fastest Section Time (Section)	0:06.44 (Overall)
Top Speed [km/h] (Section)	67.8 (800m)
Race State	Finished



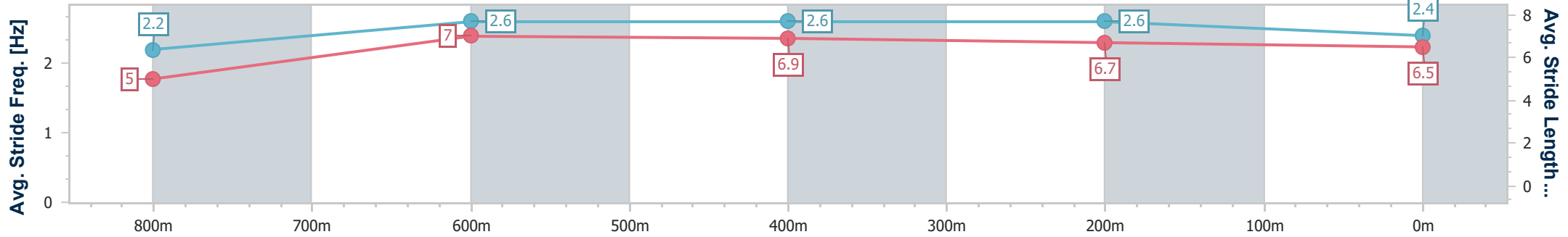
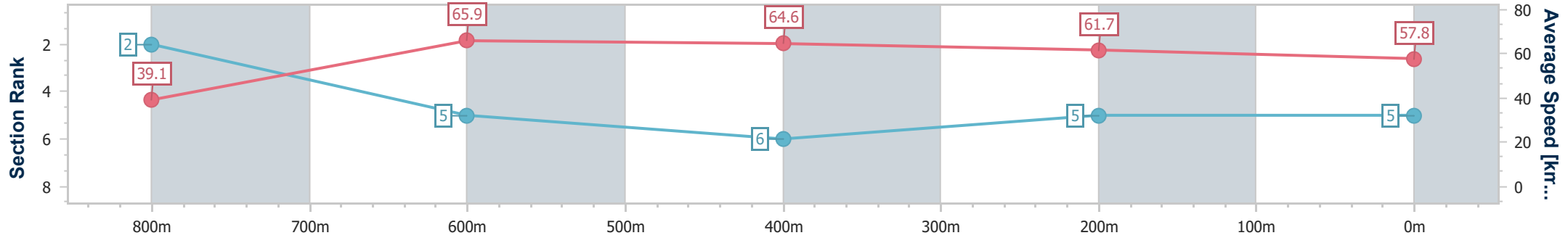
Toowoomba QLD Professional
 Race 8: 1EQUINE - FOR THE EQUINE ATHLETE BENCHMARK
 68 Handicap - 870m



24 February 2024 - 21:28

Track Rating: Soft 6, Weather: Showers, Rail Position: +2m Entire

Section	Overall	800m	600m	400m	200m
Section Times	0:53.00 [5] (0:06.44)	0:46.56 [2] (0:10.96)	0:35.60 [5] (0:11.36)	0:24.24 [6] (0:11.78)	0:12.46 [5] (0:12.46)
Average Speed [km/h]	39.1	65.9	64.6	61.7	57.8
Top Speed [km/h]	62.6	67.8	66.6	64.1	58.9
Avg. Dist. to Rail [m]	1.4	3.3	3.3	2.5	4.1
Avg. Stride Freq. [Hz]	2.2	2.6	2.6	2.6	2.4
Avg. Stride Length [m]	5.0	7.0	6.9	6.7	6.5



- [] Ranking at each section and finish
- .-.- No data available at this section
- NA No data available



Horse/Jockey Name	Coburg
Final Rank	6
Fastest Section Time (Section)	0:06.74 (Overall)
Top Speed [km/h] (Section)	67.5 (800m)
Race State	Finished



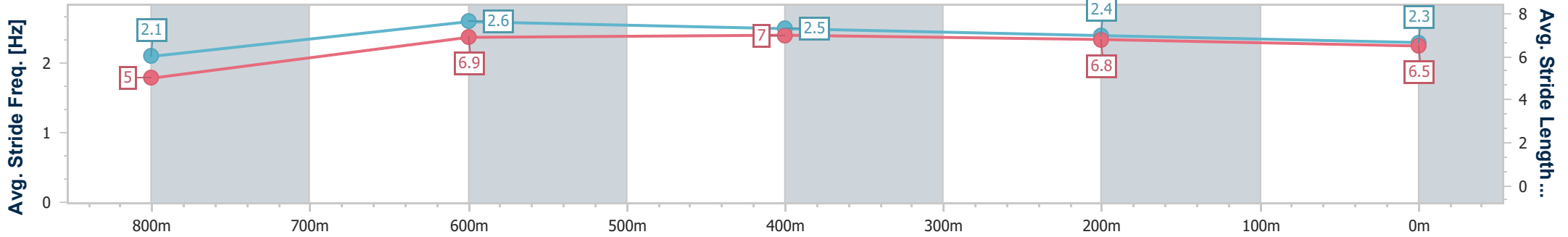
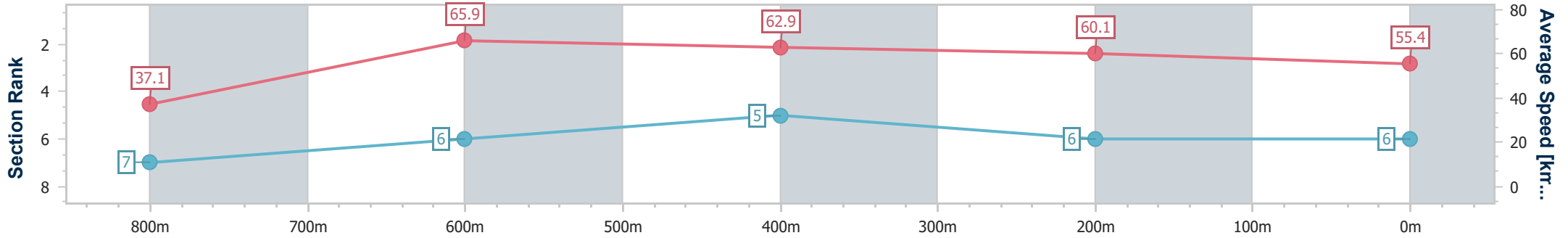
Toowoomba QLD Professional
 Race 8: 1EQUINE - FOR THE EQUINE ATHLETE BENCHMARK
 68 Handicap - 870m



24 February 2024 - 21:28

Track Rating: Soft 6, Weather: Showers, Rail Position: +2m Entire

Section	Overall	800m	600m	400m	200m
Section Times	0:53.63 [6] (0:06.74)	0:46.89 [7] (0:10.74)	0:36.15 [6] (0:11.22)	0:24.93 [5] (0:11.93)	0:13.00 [6] (0:13.00)
Average Speed [km/h]	37.1	65.9	62.9	60.1	55.4
Top Speed [km/h]	63.1	67.5	66.3	61.6	59.0
Avg. Dist. to Rail [m]	10.0	9.7	3.6	1.6	2.1
Avg. Stride Freq. [Hz]	2.1	2.6	2.5	2.4	2.3
Avg. Stride Length [m]	5.0	6.9	7.0	6.8	6.5



- [] Ranking at each section and finish
- .-.- No data available at this section
- NA No data available



Horse/Jockey Name	Dad's Lad
Final Rank	7
Fastest Section Time (Section)	0:06.53 (Overall)
Top Speed [km/h] (Section)	65.4 (800m)
Race State	Finished



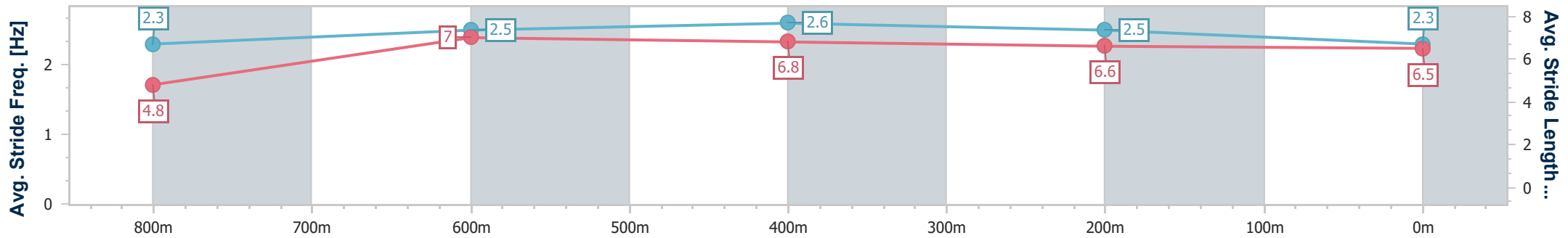
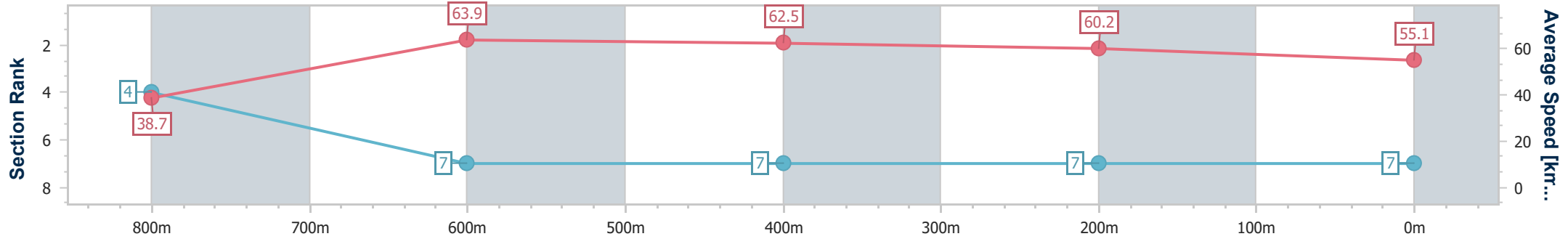
Toowoomba QLD Professional
 Race 8: 1EQUINE - FOR THE EQUINE ATHLETE BENCHMARK
 68 Handicap - 870m



24 February 2024 - 21:28

Track Rating: Soft 6, Weather: Showers, Rail Position: +2m Entire

Section	Overall	800m	600m	400m	200m
Section Times	0:54.54 [7] (0:06.53)	0:48.01 [4] (0:11.31)	0:36.70 [7] (0:11.63)	0:25.07 [7] (0:12.04)	0:13.03 [7] (0:13.03)
Average Speed [km/h]	38.7	63.9	62.5	60.2	55.1
Top Speed [km/h]	60.4	65.4	65.4	62.3	59.5
Avg. Dist. to Rail [m]	2.2	2.1	2.1	2.2	3.0
Avg. Stride Freq. [Hz]	2.3	2.5	2.6	2.5	2.3
Avg. Stride Length [m]	4.8	7.0	6.8	6.6	6.5



- [] Ranking at each section and finish
- .-.- No data available at this section
- NA No data available