

Rockhampton QLD Professional

Race 1: GREAT NORTHERN BENCHMARK 58 Handicap - 1400m

24 February 2024 - 12:57

Track Rating: Good 4, Weather: Fine, Rail Position: True

| Section | | Overall | 1200m | 1000m | 800m | 600m | 400m | Last 600m | | | | |
|-------------|-----------------------------------|----------------------|----------------------|----------------------|--------------------------|--------------------------|--------------------------|--------------------------|--------------------------|--------------------------|---------|----|
| Field Times | | 1:23.30 (0:13.18) | 1:10.12 (0:11.08) | 0:59.04 (0:11.63) | 0:47.41 (0:12.26) | 0:35.15 (0:11.53) | 0:23.62 (0:11.45) | 0:35.15 | | | | |
| Rank | TAB Horse/Jockey | Barrier | Top Speed [km/h] | Fastest Section | Distance Travelled [m] | | | | | | | |
| 1 | 3 ALEACO Warwick Satherley | 2 | 66.5 1200m | 0:11.10 1200m | 1:23.30 [1] (0:13.46) | 1:09.84 [4] (0:11.10) | 0:58.74 [3] (0:11.77) | 0:46.97 [4] (0:11.95) | 0:35.02 [3] (0:11.40) | 0:23.62 [2] (0:11.45) | 0:35.02 | |
| 2 | 4 HARCH ROAD Justin Stanley | 3 | 67.1 Overall | 0:11.21 1200m | 1:23.42 [2] (0:13.29) | 1:10.13 [2] (0:11.21) | 0:58.92 [2] (0:11.64) | 0:47.28 [2] (0:12.11) | 0:35.17 [2] (0:11.43) | 0:23.74 [1] (0:11.55) | 0:35.17 | +5 |
| 3 | 5 THE LAST SAGA Brooke Johnson | 4 | 66.3 1200m | 0:11.02 1200m | 1:23.58 [3] (0:14.04) | 1:09.54 [5] (0:11.02) | 0:58.52 [5] (0:11.56) | 0:46.96 [5] (0:11.91) | 0:35.05 [4] (0:11.43) | 0:23.62 [5] (0:11.54) | 0:35.05 | +4 |
| 4 | 6 LYNRIC LASS Chris McIver | 5 | 65.6 Overall | 0:11.28 600m | 1:23.63 [4] (0:13.29) | 1:10.34 [3] (0:11.37) | 0:58.97 [4] (0:11.65) | 0:47.32 [3] (0:12.24) | 0:35.08 [5] (0:11.28) | 0:23.80 [4] (0:11.49) | 0:35.08 | +8 |
| 5 | 1 TAKE THE LEAD Heidi Gillie | 1 | 67.8 1200m | 0:11.08 1200m | 1:24.67 [5] (0:13.18) | 1:11.49 [1] (0:11.08) | 1:00.41 [1] (0:11.63) | 0:48.78 [1] (0:12.26) | 0:36.52 [1] (0:11.59) | 0:24.93 [3] (0:11.95) | 0:36.52 | +7 |
| 6 | 2 CAPITAL GIRL Adam Sewell | 6 | 64.5 1200m | 0:11.29 1200m | 1:27.45 [6] (0:14.58) | 1:12.87 [6] (0:11.29) | 1:01.58 [6] (0:11.68) | 0:49.90 [6] (0:12.14) | 0:37.76 [6] (0:11.86) | 0:25.90 [6] (0:12.44) | 0:37.76 | +3 |

Rockhampton QLD Professional

Race 1: GREAT NORTHERN BENCHMARK 58 Handicap - 1400m

24 February 2024 - 12:57

Track Rating: Good 4, Weather: Fine, Rail Position: True

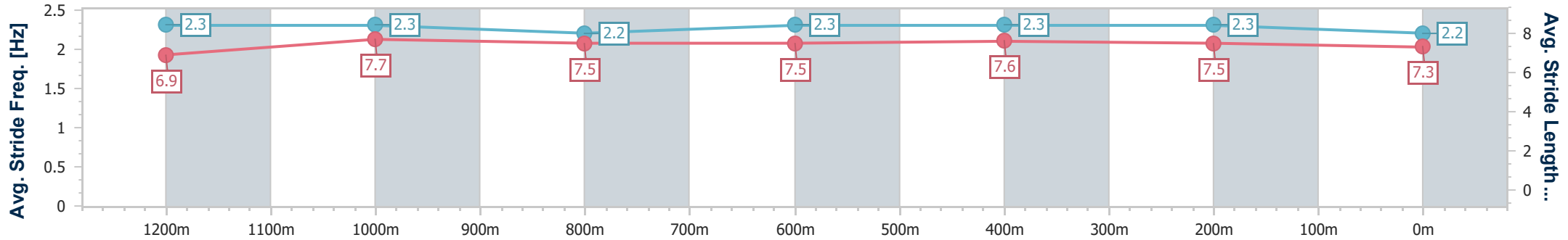
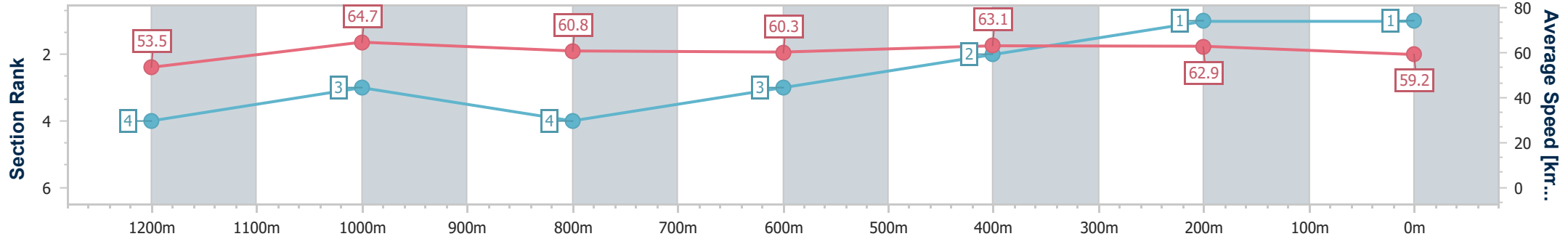
| Section | | | | 200m | | | | Last 600m | |
|-------------|-----|----------------------|---------|----------------------|-----------------|-------------|---------|-----------|------------------------|
| Field Times | | | | 0:12.17 (0:12.17) | | | | 0:35.15 | |
| Rank | TAB | Horse/Jockey | Barrier | Top Speed [km/h] | Fastest Section | Margin | | | Distance Travelled [m] |
| 1 | 3 | ALEACO | 2 | 66.5 | 0:11.10 | 0:12.17 [1] | 1:23.30 | | 0:35.02 |
| | | Warwick Satherley | | 1200m | 1200m | (0:12.17) | | | |
| 2 | 4 | HARCH ROAD | 3 | 67.1 | 0:11.21 | 0:12.19 [2] | 0.73L | | 0:35.17 +5 |
| | | Justin Stanley | | Overall | 1200m | (0:12.19) | | | |
| 3 | 5 | THE LAST SAGA | 4 | 66.3 | 0:11.02 | 0:12.08 [4] | 1.69L | | 0:35.05 +4 |
| | | Brooke Johnson | | 1200m | 1200m | (0:12.08) | | | |
| 4 | 6 | LYNRIC LASS | 5 | 65.6 | 0:11.28 | 0:12.31 [3] | 1.95L | | 0:35.08 +8 |
| | | Chris McIver | | Overall | 600m | (0:12.31) | | | |
| 5 | 1 | TAKE THE LEAD | 1 | 67.8 | 0:11.08 | 0:12.98 [5] | 8.07L | | 0:36.52 +7 |
| | | Heidi Gillie | | 1200m | 1200m | (0:12.98) | | | |
| 6 | 2 | CAPITAL GIRL | 6 | 64.5 | 0:11.29 | 0:13.46 [6] | 24.43L | | 0:37.76 +3 |
| | | Adam Sewell | | 1200m | 1200m | (0:13.46) | | | |



| | |
|--------------------------------|-----------------|
| Horse/Jockey Name | Aleaco |
| Final Rank | 1 |
| Fastest Section Time (Section) | 0:11.10 (1200m) |
| Top Speed [km/h] (Section) | 66.5 (1200m) |
| Race State | Finished |

Rockhampton QLD Professional
 Race 1: GREAT NORTHERN BENCHMARK 58 Handicap - 1400m
 24 February 2024 - 12:57
 Track Rating: Good 4, Weather: Fine, Rail Position: True

| Section | Overall | 1200m | 1000m | 800m | 600m | 400m | 200m |
|------------------------|--------------------------|--------------------------|--------------------------|--------------------------|--------------------------|--------------------------|--------------------------|
| Section Times | 1:23.30 [1] (0:13.46) | 1:09.84 [4] (0:11.10) | 0:58.74 [3] (0:11.77) | 0:46.97 [4] (0:11.95) | 0:35.02 [3] (0:11.40) | 0:23.62 [2] (0:11.45) | 0:12.17 [1] (0:12.17) |
| Average Speed [km/h] | 53.5 | 64.7 | 60.8 | 60.3 | 63.1 | 62.9 | 59.2 |
| Top Speed [km/h] | 66.3 | 66.5 | 62.7 | 62.5 | 65.1 | 64.0 | 61.9 |
| Avg. Dist. to Rail [m] | 0.8 | 1.3 | 1.1 | 0.9 | 1.5 | 0.9 | 1.3 |
| Avg. Stride Freq. [Hz] | 2.3 | 2.3 | 2.2 | 2.3 | 2.3 | 2.3 | 2.2 |
| Avg. Stride Length [m] | 6.9 | 7.7 | 7.5 | 7.5 | 7.6 | 7.5 | 7.3 |

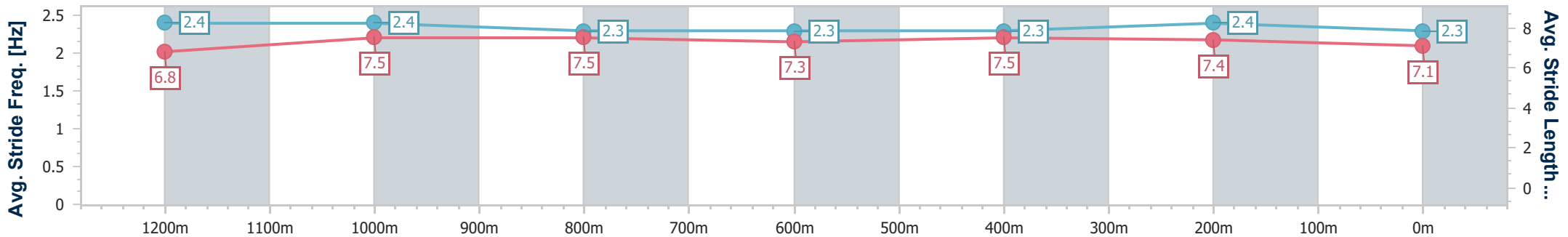
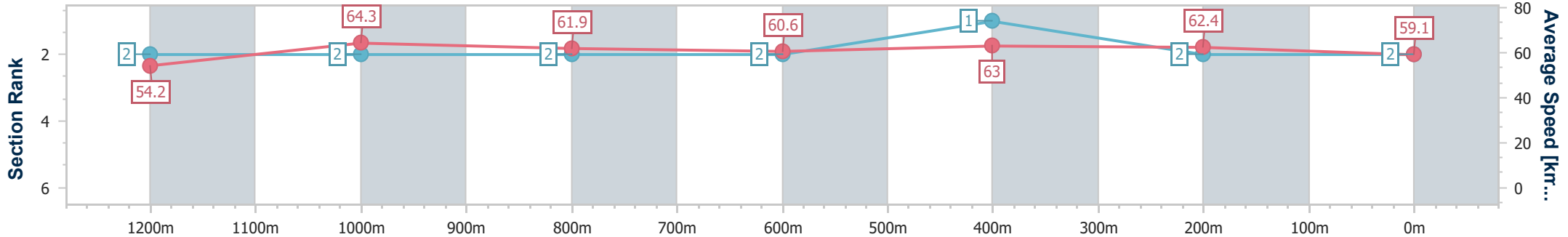




| | |
|--------------------------------|-----------------|
| Horse/Jockey Name | Harch Road |
| Final Rank | 2 |
| Fastest Section Time (Section) | 0:11.21 (1200m) |
| Top Speed [km/h] (Section) | 67.1 (Overall) |
| Race State | Finished |

Rockhampton QLD Professional
 Race 1: GREAT NORTHERN BENCHMARK 58 Handicap - 1400m
 24 February 2024 - 12:57
 Track Rating: Good 4, Weather: Fine, Rail Position: True

| Section | Overall | 1200m | 1000m | 800m | 600m | 400m | 200m |
|------------------------|--------------------------|--------------------------|--------------------------|--------------------------|--------------------------|--------------------------|--------------------------|
| Section Times | 1:23.42 [2] (0:13.29) | 1:10.13 [2] (0:11.21) | 0:58.92 [2] (0:11.64) | 0:47.28 [2] (0:12.11) | 0:35.17 [2] (0:11.43) | 0:23.74 [1] (0:11.55) | 0:12.19 [2] (0:12.19) |
| Average Speed [km/h] | 54.2 | 64.3 | 61.9 | 60.6 | 63.0 | 62.4 | 59.1 |
| Top Speed [km/h] | 67.1 | 66.9 | 63.0 | 61.9 | 64.6 | 63.2 | 62.1 |
| Avg. Dist. to Rail [m] | 1.4 | 0.2 | 0.3 | 2.4 | 3.4 | 3.1 | 3.2 |
| Avg. Stride Freq. [Hz] | 2.4 | 2.4 | 2.3 | 2.3 | 2.3 | 2.4 | 2.3 |
| Avg. Stride Length [m] | 6.8 | 7.5 | 7.5 | 7.3 | 7.5 | 7.4 | 7.1 |



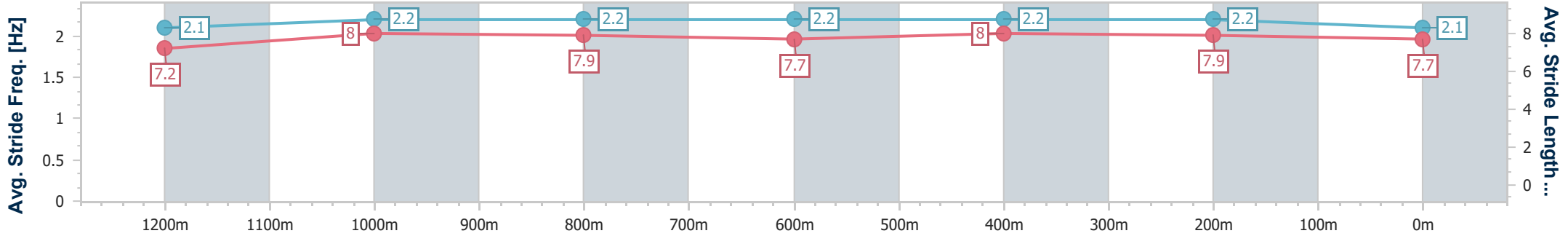
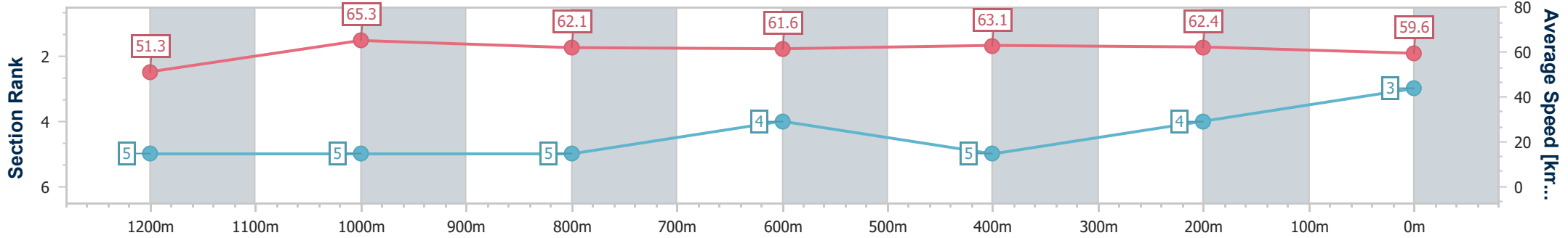
- [] Ranking at each section and finish
- .-.- No data available at this section
- NA No data available



| | |
|--------------------------------|-----------------|
| Horse/Jockey Name | The Last Saga |
| Final Rank | 3 |
| Fastest Section Time (Section) | 0:11.02 (1200m) |
| Top Speed [km/h] (Section) | 66.3 (1200m) |
| Race State | Finished |

Rockhampton QLD Professional
 Race 1: GREAT NORTHERN BENCHMARK 58 Handicap - 1400m
 24 February 2024 - 12:57
 Track Rating: Good 4, Weather: Fine, Rail Position: True

| Section | Overall | 1200m | 1000m | 800m | 600m | 400m | 200m |
|------------------------|--------------------------|--------------------------|--------------------------|--------------------------|--------------------------|--------------------------|--------------------------|
| Section Times | 1:23.58 [3] (0:14.04) | 1:09.54 [5] (0:11.02) | 0:58.52 [5] (0:11.56) | 0:46.96 [5] (0:11.91) | 0:35.05 [4] (0:11.43) | 0:23.62 [5] (0:11.54) | 0:12.08 [4] (0:12.08) |
| Average Speed [km/h] | 51.3 | 65.3 | 62.1 | 61.6 | 63.1 | 62.4 | 59.6 |
| Top Speed [km/h] | 64.6 | 66.3 | 63.5 | 62.9 | 64.3 | 63.5 | 62.2 |
| Avg. Dist. to Rail [m] | 1.9 | 0.6 | 0.5 | 2.2 | 2.7 | 4.9 | 7.2 |
| Avg. Stride Freq. [Hz] | 2.1 | 2.2 | 2.2 | 2.2 | 2.2 | 2.2 | 2.1 |
| Avg. Stride Length [m] | 7.2 | 8.0 | 7.9 | 7.7 | 8.0 | 7.9 | 7.7 |



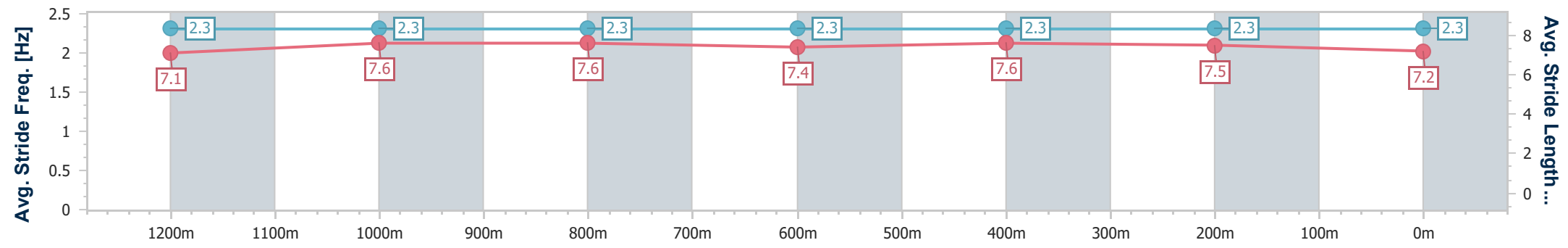
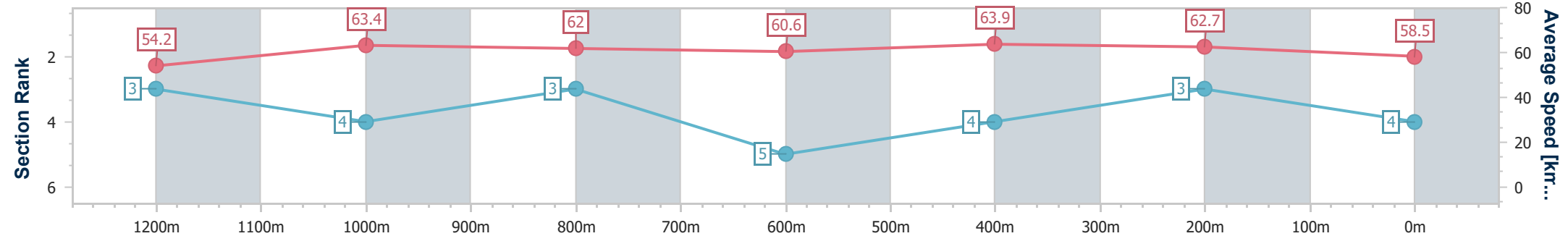
- [] Ranking at each section and finish
- .-.- No data available at this section
- NA No data available



| | |
|--------------------------------|----------------|
| Horse/Jockey Name | Lynric Lass |
| Final Rank | 4 |
| Fastest Section Time (Section) | 0:11.28 (600m) |
| Top Speed [km/h] (Section) | 65.6 (Overall) |
| Race State | Finished |

Rockhampton QLD Professional
 Race 1: GREAT NORTHERN BENCHMARK 58 Handicap - 1400m
 24 February 2024 - 12:57
 Track Rating: Good 4, Weather: Fine, Rail Position: True

| Section | Overall | 1200m | 1000m | 800m | 600m | 400m | 200m |
|------------------------|--------------------------|--------------------------|--------------------------|--------------------------|--------------------------|--------------------------|-------------|
| Section Times | 1:23.63 [4] (0:13.29) | 1:10.34 [3] (0:11.37) | 0:58.97 [4] (0:11.65) | 0:47.32 [3] (0:12.24) | 0:35.08 [5] (0:11.28) | 0:23.80 [4] (0:11.49) | 0:12.31 [3] |
| Average Speed [km/h] | 54.2 | 63.4 | 62.0 | 60.6 | 63.9 | 62.7 | 58.5 |
| Top Speed [km/h] | 65.6 | 65.5 | 63.5 | 61.8 | 64.8 | 64.2 | 61.6 |
| Avg. Dist. to Rail [m] | 2.9 | 0.9 | 1.1 | 3.5 | 3.4 | 3.3 | 3.8 |
| Avg. Stride Freq. [Hz] | 2.3 | 2.3 | 2.3 | 2.3 | 2.3 | 2.3 | 2.3 |
| Avg. Stride Length [m] | 7.1 | 7.6 | 7.6 | 7.4 | 7.6 | 7.5 | 7.2 |



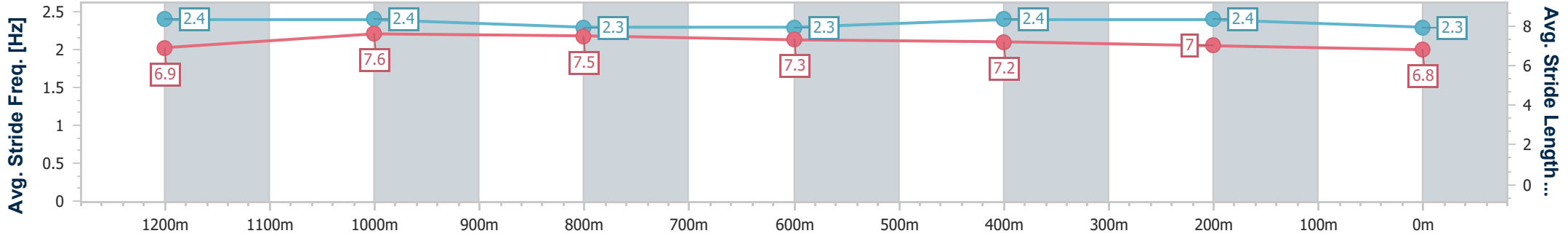
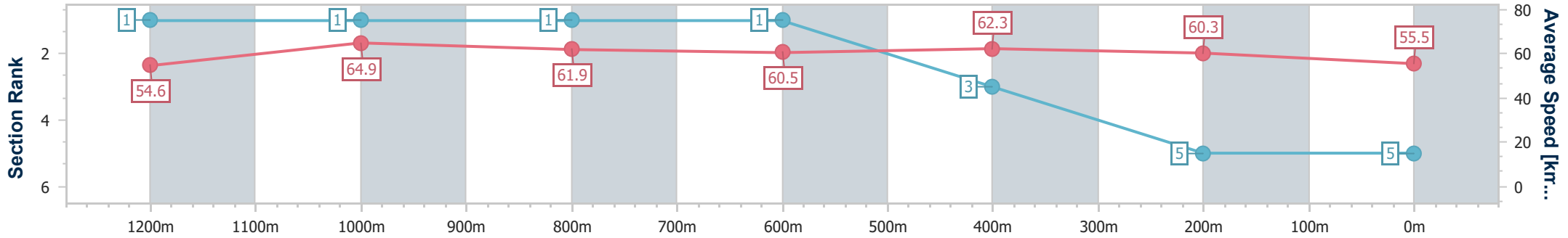
- [] Ranking at each section and finish
- .-.- No data available at this section
- NA No data available



| | |
|--------------------------------|-----------------|
| Horse/Jockey Name | Take The Lead |
| Final Rank | 5 |
| Fastest Section Time (Section) | 0:11.08 (1200m) |
| Top Speed [km/h] (Section) | 67.8 (1200m) |
| Race State | Finished |

Rockhampton QLD Professional
 Race 1: GREAT NORTHERN BENCHMARK 58 Handicap - 1400m
 24 February 2024 - 12:57
 Track Rating: Good 4, Weather: Fine, Rail Position: True

| Section | Overall | 1200m | 1000m | 800m | 600m | 400m | 200m |
|------------------------|--------------------------|--------------------------|--------------------------|--------------------------|--------------------------|--------------------------|--------------------------|
| Section Times | 1:24.67 [5] (0:13.18) | 1:11.49 [1] (0:11.08) | 1:00.41 [1] (0:11.63) | 0:48.78 [1] (0:12.26) | 0:36.52 [1] (0:11.59) | 0:24.93 [3] (0:11.95) | 0:12.98 [5] (0:12.98) |
| Average Speed [km/h] | 54.6 | 64.9 | 61.9 | 60.5 | 62.3 | 60.3 | 55.5 |
| Top Speed [km/h] | 67.7 | 67.8 | 62.9 | 61.7 | 63.4 | 62.8 | 58.1 |
| Avg. Dist. to Rail [m] | 1.1 | 1.4 | 1.2 | 3.7 | 2.9 | 2.4 | 2.9 |
| Avg. Stride Freq. [Hz] | 2.4 | 2.4 | 2.3 | 2.3 | 2.4 | 2.4 | 2.3 |
| Avg. Stride Length [m] | 6.9 | 7.6 | 7.5 | 7.3 | 7.2 | 7.0 | 6.8 |



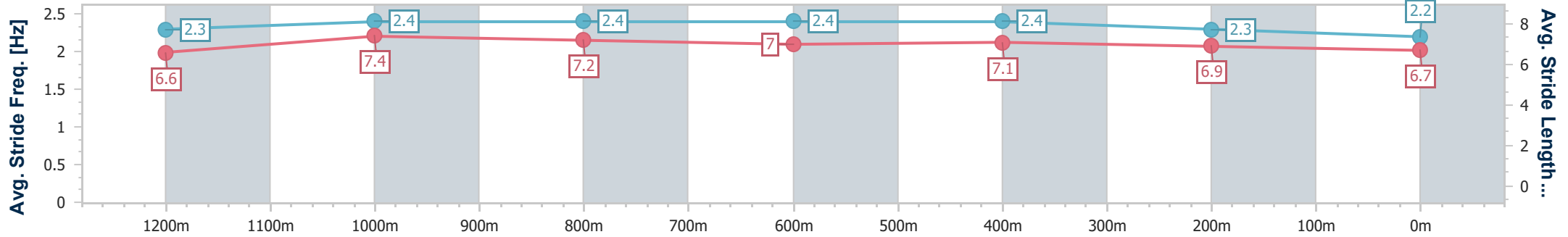
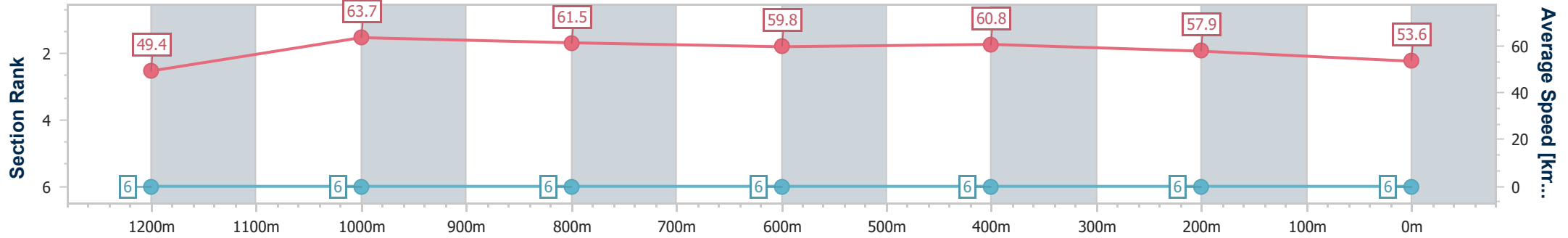
- [] Ranking at each section and finish
- .-.- No data available at this section
- NA No data available



| | |
|--------------------------------|-----------------|
| Horse/Jockey Name | Capital Girl |
| Final Rank | 6 |
| Fastest Section Time (Section) | 0:11.29 (1200m) |
| Top Speed [km/h] (Section) | 64.5 (1200m) |
| Race State | Finished |

Rockhampton QLD Professional
 Race 1: GREAT NORTHERN BENCHMARK 58 Handicap - 1400m
 24 February 2024 - 12:57
 Track Rating: Good 4, Weather: Fine, Rail Position: True

| Section | Overall | 1200m | 1000m | 800m | 600m | 400m | 200m |
|------------------------|--------------------------|--------------------------|--------------------------|--------------------------|--------------------------|--------------------------|--------------------------|
| Section Times | 1:27.45 [6] (0:14.58) | 1:12.87 [6] (0:11.29) | 1:01.58 [6] (0:11.68) | 0:49.90 [6] (0:12.14) | 0:37.76 [6] (0:11.86) | 0:25.90 [6] (0:12.44) | 0:13.46 [6] (0:13.46) |
| Average Speed [km/h] | 49.4 | 63.7 | 61.5 | 59.8 | 60.8 | 57.9 | 53.6 |
| Top Speed [km/h] | 63.4 | 64.5 | 64.3 | 61.4 | 62.3 | 59.6 | 56.4 |
| Avg. Dist. to Rail [m] | 2.2 | 0.5 | 0.6 | 1.0 | 2.3 | 2.0 | 1.7 |
| Avg. Stride Freq. [Hz] | 2.3 | 2.4 | 2.4 | 2.4 | 2.4 | 2.3 | 2.2 |
| Avg. Stride Length [m] | 6.6 | 7.4 | 7.2 | 7.0 | 7.1 | 6.9 | 6.7 |



- [] Ranking at each section and finish
- .-.- No data available at this section
- NA No data available

Rockhampton QLD Professional

Race 2: THE AGENCY OPEN Handicap - 1100m

24 February 2024 - 13:32

Track Rating: Good 4, Weather: Fine, Rail Position: True

| Section | | Overall | 1000m | 800m | 600m | 400m | 200m | Last 600m | | | | | |
|-------------|-------------------------------------------|----------------------|----------------------|----------------------|--------------------------|--------------------------|--------------------------|--------------------------|--------------------------|--------------------------|---------|------------------------|----|
| Field Times | | 1:03.12 (0:07.37) | 0:55.75 (0:11.50) | 0:44.25 (0:11.45) | 0:32.80 (0:10.83) | 0:21.97 (0:10.61) | 0:11.36 (0:11.36) | 0:32.80 | | | | | |
| Rank | TAB Horse/Jockey | Barrier | Top Speed [km/h] | Fastest Section | Margin | | | | | | | Distance Travelled [m] | |
| 1 | 2 BLUE KENTUCKY MOON Warwick Satherley | 1 | 69.3 400m | 0:07.37 Overall | 1:03.12 [1] (0:07.37) | 0:55.75 [1] (0:11.50) | 0:44.25 [1] (0:11.45) | 0:32.80 [1] (0:10.83) | 0:21.97 [1] (0:10.61) | 0:11.36 [1] (0:11.36) | 1:03.12 | 0:32.80 | |
| 2 | 5 READY FOR MAGIC Brooke Johnson | 2 | 68.7 600m | 0:07.50 Overall | 1:03.46 [2] (0:07.50) | 0:55.96 [2] (0:11.59) | 0:44.37 [3] (0:11.56) | 0:32.81 [4] (0:10.72) | 0:22.09 [4] (0:10.72) | 0:11.37 [2] (0:11.37) | 2.02L | 0:32.81 | -1 |
| 3 | 4 COURTESY BUS Adam Sewell | 6 | 68.0 600m | 0:07.89 Overall | 1:04.06 [3] (0:07.89) | 0:56.17 [4] (0:11.40) | 0:44.77 [4] (0:11.34) | 0:33.43 [3] (0:10.73) | 0:22.70 [3] (0:10.90) | 0:11.80 [3] (0:11.80) | 5.55L | 0:33.43 | +0 |
| 4 | 1 SIR ROCKET Ashley Butler | 4 | 68.2 600m | 0:07.61 Overall | 1:04.79 [4] (0:07.61) | 0:57.18 [3] (0:11.43) | 0:45.75 [2] (0:11.44) | 0:34.31 [2] (0:10.80) | 0:23.51 [2] (0:11.12) | 0:12.39 [4] (0:12.39) | 9.84L | 0:34.31 | -2 |

Scratched: Cabalo Escuro (#3), Captain Fox (#6)



| | |
|--------------------------------|--------------------|
| Horse/Jockey Name | Blue Kentucky Moon |
| Final Rank | 1 |
| Fastest Section Time (Section) | 0:07.37 (Overall) |
| Top Speed [km/h] (Section) | 69.3 (400m) |
| Race State | Finished |

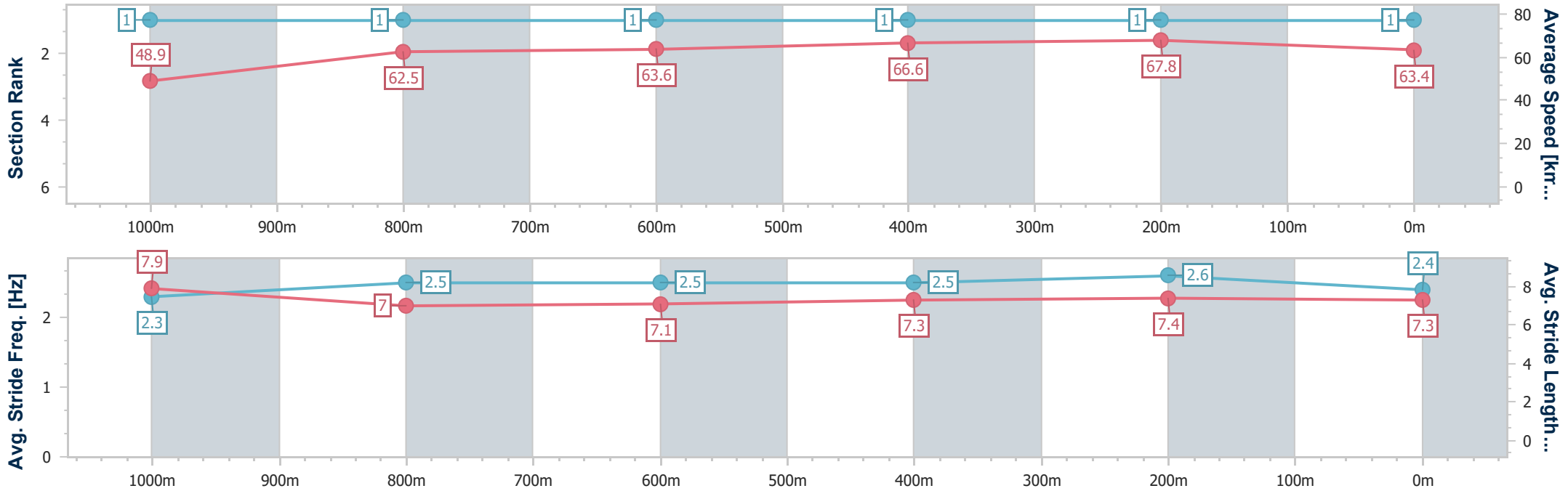
Rockhampton QLD Professional

Race 2: THE AGENCY OPEN Handicap - 1100m

24 February 2024 - 13:32

Track Rating: Good 4, Weather: Fine, Rail Position: True

| Section | Overall | 1000m | 800m | 600m | 400m | 200m |
|------------------------|--------------------------|--------------------------|--------------------------|--------------------------|--------------------------|--------------------------|
| Section Times | 1:03.12 [1] (0:07.37) | 0:55.75 [1] (0:11.50) | 0:44.25 [1] (0:11.45) | 0:32.80 [1] (0:10.83) | 0:21.97 [1] (0:10.61) | 0:11.36 [1] (0:11.36) |
| Average Speed [km/h] | 48.9 | 62.5 | 63.6 | 66.6 | 67.8 | 63.4 |
| Top Speed [km/h] | 58.7 | 64.3 | 66.0 | 69.1 | 69.3 | 66.6 |
| Avg. Dist. to Rail [m] | 1.4 | 0.4 | 1.5 | 2.4 | 2.3 | 2.7 |
| Avg. Stride Freq. [Hz] | 2.3 | 2.5 | 2.5 | 2.5 | 2.6 | 2.4 |
| Avg. Stride Length [m] | 7.9 | 7.0 | 7.1 | 7.3 | 7.4 | 7.3 |



- [] Ranking at each section and finish
- .-.- No data available at this section
- NA No data available



| | |
|--------------------------------|-------------------|
| Horse/Jockey Name | Ready For Magic |
| Final Rank | 2 |
| Fastest Section Time (Section) | 0:07.50 (Overall) |
| Top Speed [km/h] (Section) | 68.7 (600m) |
| Race State | Finished |

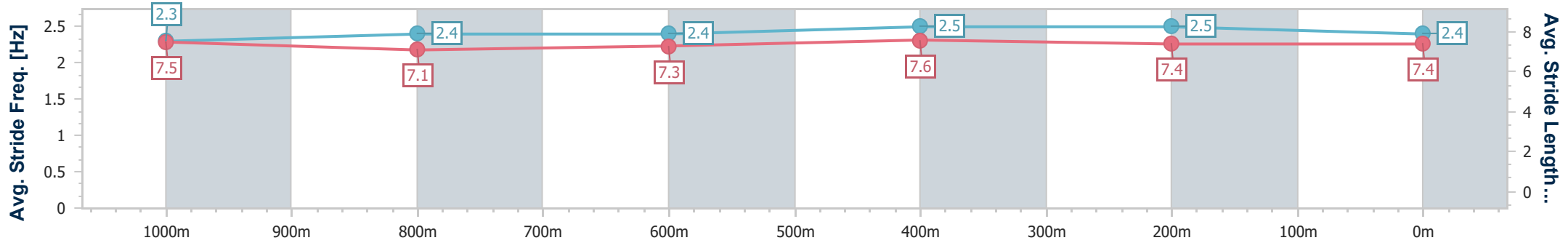
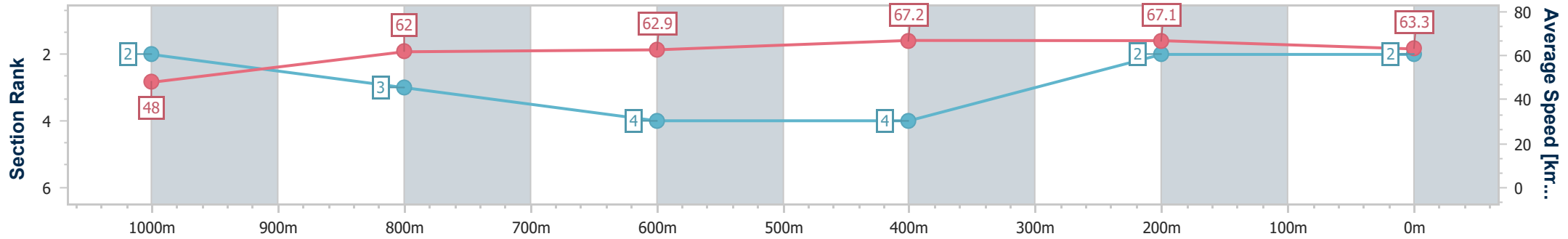
Rockhampton QLD Professional

Race 2: THE AGENCY OPEN Handicap - 1100m

24 February 2024 - 13:32

Track Rating: Good 4, Weather: Fine, Rail Position: True

| Section | Overall | 1000m | 800m | 600m | 400m | 200m |
|------------------------|--------------------------|--------------------------|--------------------------|--------------------------|--------------------------|--------------------------|
| Section Times | 1:03.46 [2] (0:07.50) | 0:55.96 [2] (0:11.59) | 0:44.37 [3] (0:11.56) | 0:32.81 [4] (0:10.72) | 0:22.09 [4] (0:10.72) | 0:11.37 [2] (0:11.37) |
| Average Speed [km/h] | 48.0 | 62.0 | 62.9 | 67.2 | 67.1 | 63.3 |
| Top Speed [km/h] | 61.0 | 63.4 | 64.8 | 68.7 | 68.3 | 66.2 |
| Avg. Dist. to Rail [m] | 2.4 | 0.3 | 1.0 | 1.0 | 1.2 | 2.4 |
| Avg. Stride Freq. [Hz] | 2.3 | 2.4 | 2.4 | 2.5 | 2.5 | 2.4 |
| Avg. Stride Length [m] | 7.5 | 7.1 | 7.3 | 7.6 | 7.4 | 7.4 |



- [] Ranking at each section and finish
- .-.- No data available at this section
- NA No data available



| | |
|--------------------------------|-------------------|
| Horse/Jockey Name | Courtesy Bus |
| Final Rank | 3 |
| Fastest Section Time (Section) | 0:07.89 (Overall) |
| Top Speed [km/h] (Section) | 68.0 (600m) |
| Race State | Finished |

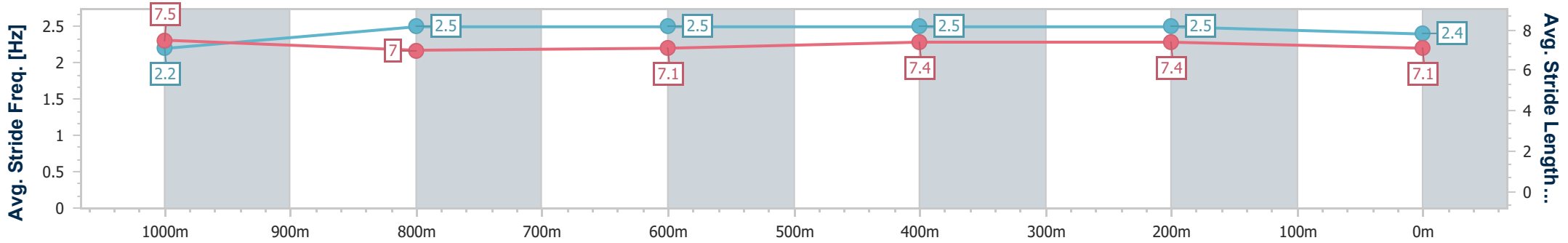
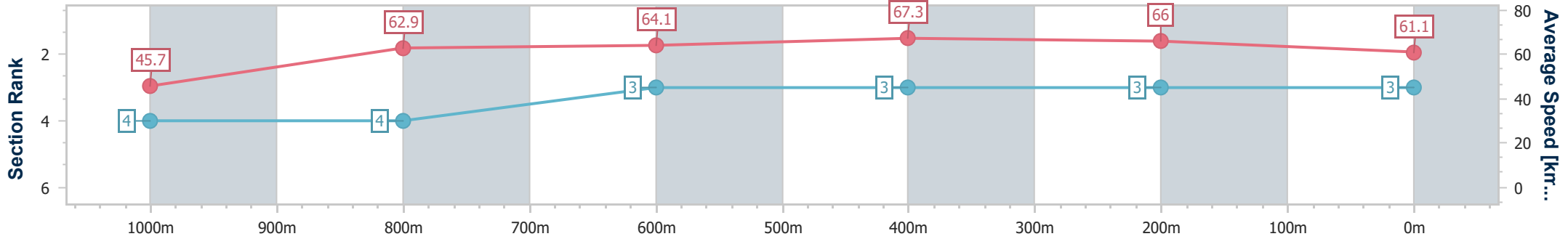
Rockhampton QLD Professional

Race 2: THE AGENCY OPEN Handicap - 1100m

24 February 2024 - 13:32

Track Rating: Good 4, Weather: Fine, Rail Position: True

| Section | Overall | 1000m | 800m | 600m | 400m | 200m |
|------------------------|--------------------------|--------------------------|--------------------------|--------------------------|--------------------------|--------------------------|
| Section Times | 1:04.06 [3] (0:07.89) | 0:56.17 [4] (0:11.40) | 0:44.77 [4] (0:11.34) | 0:33.43 [3] (0:10.73) | 0:22.70 [3] (0:10.90) | 0:11.80 [3] (0:11.80) |
| Average Speed [km/h] | 45.7 | 62.9 | 64.1 | 67.3 | 66.0 | 61.1 |
| Top Speed [km/h] | 61.0 | 64.0 | 65.6 | 68.0 | 67.7 | 64.3 |
| Avg. Dist. to Rail [m] | 3.7 | 0.7 | 1.2 | 3.6 | 6.0 | 5.9 |
| Avg. Stride Freq. [Hz] | 2.2 | 2.5 | 2.5 | 2.5 | 2.5 | 2.4 |
| Avg. Stride Length [m] | 7.5 | 7.0 | 7.1 | 7.4 | 7.4 | 7.1 |



- [] Ranking at each section and finish
- .-.- No data available at this section
- NA No data available



| | |
|--------------------------------|-------------------|
| Horse/Jockey Name | Sir Rocket |
| Final Rank | 4 |
| Fastest Section Time (Section) | 0:07.61 (Overall) |
| Top Speed [km/h] (Section) | 68.2 (600m) |
| Race State | Finished |

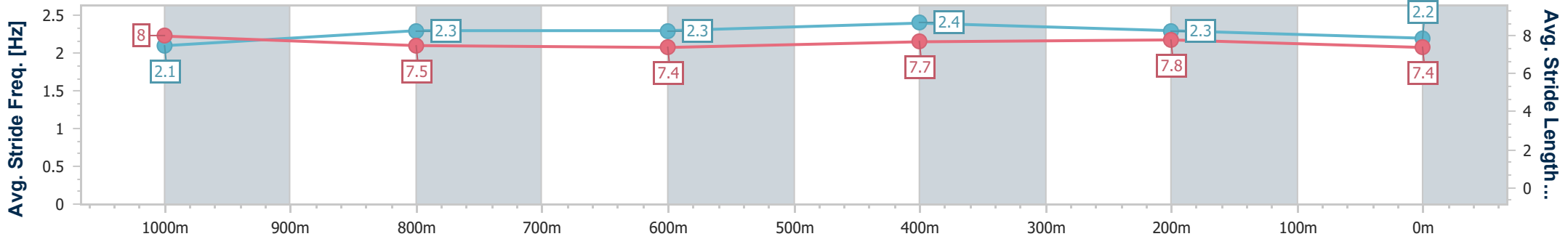
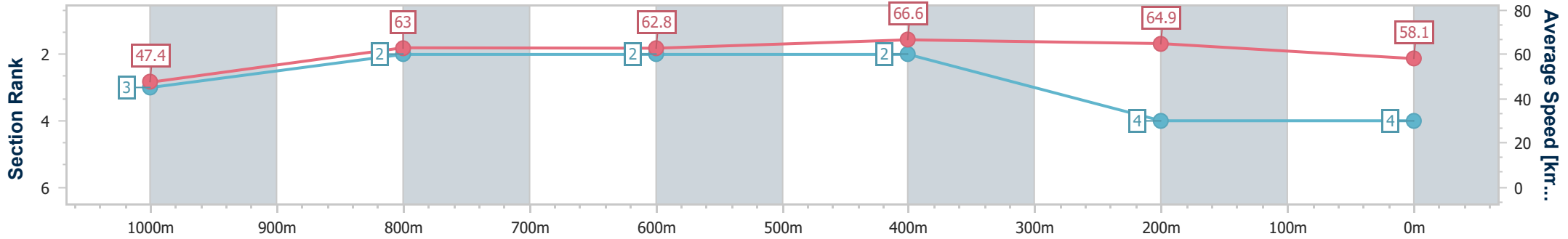
Rockhampton QLD Professional

Race 2: THE AGENCY OPEN Handicap - 1100m

24 February 2024 - 13:32

Track Rating: Good 4, Weather: Fine, Rail Position: True

| Section | Overall | 1000m | 800m | 600m | 400m | 200m |
|------------------------|--------------------------|--------------------------|--------------------------|--------------------------|--------------------------|--------------------------|
| Section Times | 1:04.79 [4] (0:07.61) | 0:57.18 [3] (0:11.43) | 0:45.75 [2] (0:11.44) | 0:34.31 [2] (0:10.80) | 0:23.51 [2] (0:11.12) | 0:12.39 [4] (0:12.39) |
| Average Speed [km/h] | 47.4 | 63.0 | 62.8 | 66.6 | 64.9 | 58.1 |
| Top Speed [km/h] | 62.2 | 64.3 | 64.8 | 68.2 | 66.6 | 63.4 |
| Avg. Dist. to Rail [m] | 3.5 | 0.5 | 0.2 | 1.8 | 3.9 | 3.1 |
| Avg. Stride Freq. [Hz] | 2.1 | 2.3 | 2.3 | 2.4 | 2.3 | 2.2 |
| Avg. Stride Length [m] | 8.0 | 7.5 | 7.4 | 7.7 | 7.8 | 7.4 |



- [] Ranking at each section and finish
- .-.- No data available at this section
- NA No data available

Rockhampton QLD Professional

Race 3: GARRARDS HORSE AND HOUND BENCHMARK 62 Handicap - 1200m

24 February 2024 - 14:08

Track Rating: Good 4, Weather: Fine, Rail Position: True

| Section | | Field Times | | | | | | | | | | Last 600m | | |
|---------|-----|---------------------------------------------|----------------------|----------------------|----------------------|--------------------------|--------------------------|--------------------------|--------------------------|--------------------------|--------------------------|-----------|---------------------------|----|
| | | Overall | 1000m | 800m | 600m | 400m | 200m | | | | | | 0:34.38 | |
| | | 1:09.41 (0:12.88) | 0:56.53 (0:10.79) | 0:45.74 (0:11.36) | 0:34.38 (0:11.04) | 0:23.34 (0:11.17) | 0:12.17 (0:12.17) | | | | | | | |
| Rank | TAB | Horse/Jockey | Barrier | Top Speed [km/h] | Fastest Section | | | | | | | Margin | Distance Travelled [m] | |
| 1 | 2 | VALTINO Warwick Satherley | 2 | 68.0 1000m | 0:10.70 1000m | 1:09.41 [1] (0:13.29) | 0:56.12 [6] (0:10.70) | 0:45.42 [3] (0:11.24) | 0:34.18 [2] (0:10.91) | 0:23.27 [2] (0:11.10) | 0:12.17 [1] (0:12.17) | 1:09.41 | 0:34.18 | |
| 2 | 5 | NANO STAR Heidi Gillie | 1 | 69.1 1000m | 0:10.71 1000m | 1:09.69 [2] (0:12.96) | 0:56.73 [2] (0:10.71) | 0:46.02 [1] (0:11.36) | 0:34.66 [1] (0:11.04) | 0:23.62 [1] (0:11.18) | 0:12.44 [2] (0:12.44) | 1.63L | 0:34.66 | -6 |
| 3 | 7 | SUNDARA Chris Whiteley | 4 | 67.4 400m | 0:11.04 600m | 1:09.94 [3] (0:13.01) | 0:56.93 [3] (0:11.05) | 0:45.88 [5] (0:11.39) | 0:34.49 [4] (0:11.04) | 0:23.45 [3] (0:11.05) | 0:12.40 [3] (0:12.40) | 3.1L | 0:34.49 | +1 |
| 4 | 6 | ROSE OF TAORMINA Adrian Layt | 3 | 67.4 600m | 0:10.90 600m | 1:10.07 [4] (0:13.29) | 0:56.78 [5] (0:10.94) | 0:45.84 [6] (0:11.36) | 0:34.48 [6] (0:10.90) | 0:23.58 [4] (0:11.15) | 0:12.43 [4] (0:12.43) | 3.85L | 0:34.48 | -1 |
| 5 | 4 | BEYOND STAR Justin Stanley | 6 | 67.5 1000m | 0:10.92 1000m | 1:12.08 [5] (0:13.07) | 0:59.01 [4] (0:10.92) | 0:48.09 [4] (0:11.54) | 0:36.55 [5] (0:11.17) | 0:25.38 [5] (0:12.04) | 0:13.34 [5] (0:13.34) | 15.69L | 0:36.55 | +5 |
| 6 | 3 | WHOSHOTTHEMAGICIAN Brooke Johnson | 5 | 68.0 1000m | 0:10.95 1000m | 1:12.36 [6] (0:12.88) | 0:59.48 [1] (0:10.95) | 0:48.53 [2] (0:11.48) | 0:37.05 [3] (0:11.45) | 0:25.60 [6] (0:12.15) | 0:13.45 [6] (0:13.45) | 17.32L | 0:37.05 | +3 |

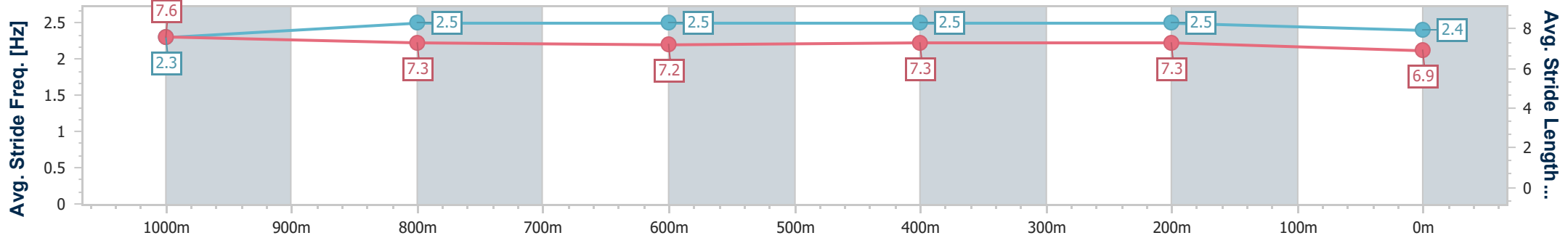
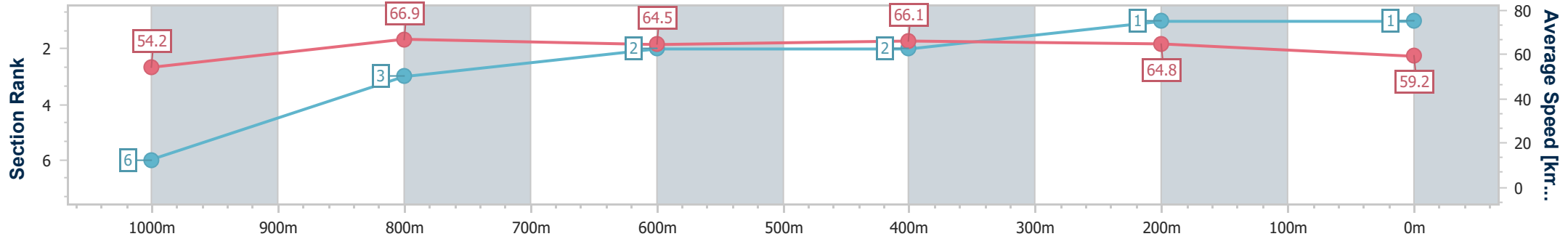
Scratched: Canny Be Better (#1)



| | |
|--------------------------------|-----------------|
| Horse/Jockey Name | Valtino |
| Final Rank | 1 |
| Fastest Section Time (Section) | 0:10.70 (1000m) |
| Top Speed [km/h] (Section) | 68.0 (1000m) |
| Race State | Finished |

Rockhampton QLD Professional
 Race 3: GARRARDS HORSE AND HOUND BENCHMARK 62
 Handicap - 1200m
 24 February 2024 - 14:08
 Track Rating: Good 4, Weather: Fine, Rail Position: True

| Section | Overall | 1000m | 800m | 600m | 400m | 200m |
|------------------------|--------------------------|--------------------------|--------------------------|--------------------------|--------------------------|--------------------------|
| Section Times | 1:09.41 [1] (0:13.29) | 0:56.12 [6] (0:10.70) | 0:45.42 [3] (0:11.24) | 0:34.18 [2] (0:10.91) | 0:23.27 [2] (0:11.10) | 0:12.17 [1] (0:12.17) |
| Average Speed [km/h] | 54.2 | 66.9 | 64.5 | 66.1 | 64.8 | 59.2 |
| Top Speed [km/h] | 67.7 | 68.0 | 66.6 | 67.3 | 66.5 | 62.4 |
| Avg. Dist. to Rail [m] | 0.7 | 0.9 | 1.2 | 3.6 | 3.7 | 3.8 |
| Avg. Stride Freq. [Hz] | 2.3 | 2.5 | 2.5 | 2.5 | 2.5 | 2.4 |
| Avg. Stride Length [m] | 7.6 | 7.3 | 7.2 | 7.3 | 7.3 | 6.9 |



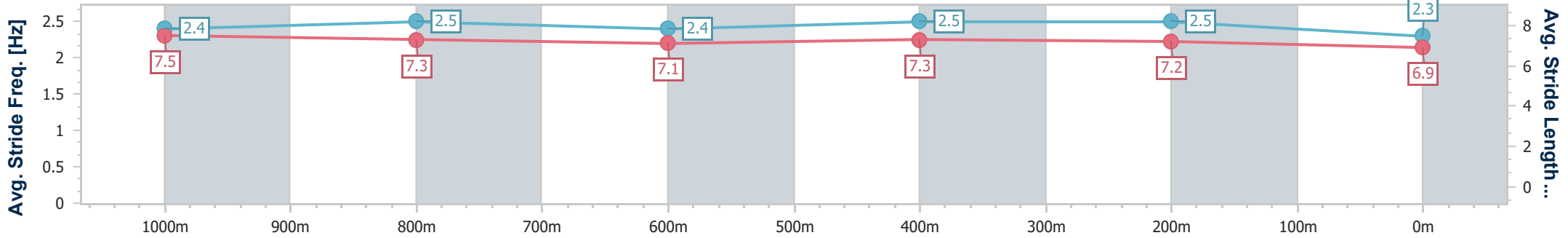
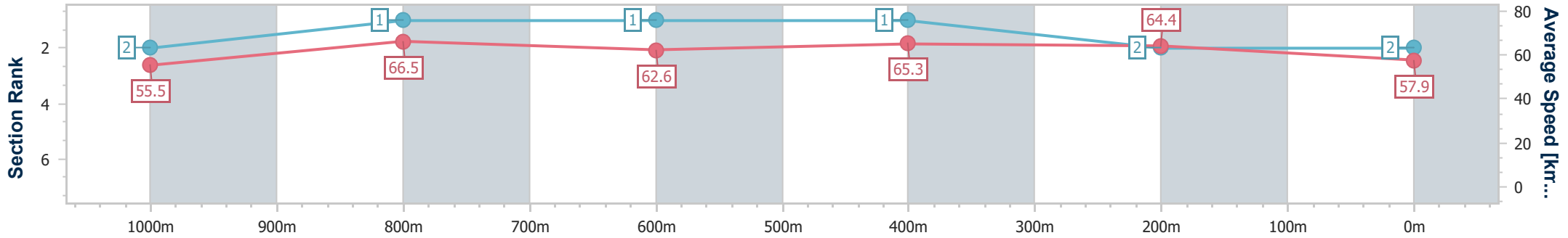
- [] Ranking at each section and finish
- .-.- No data available at this section
- NA No data available



| | |
|--------------------------------|-----------------|
| Horse/Jockey Name | Nano Star |
| Final Rank | 2 |
| Fastest Section Time (Section) | 0:10.71 (1000m) |
| Top Speed [km/h] (Section) | 69.1 (1000m) |
| Race State | Finished |

Rockhampton QLD Professional
 Race 3: GARRARDS HORSE AND HOUND BENCHMARK 62
 Handicap - 1200m
 24 February 2024 - 14:08
 Track Rating: Good 4, Weather: Fine, Rail Position: True

| Section | Overall | 1000m | 800m | 600m | 400m | 200m |
|------------------------|--------------------------|--------------------------|--------------------------|--------------------------|--------------------------|--------------------------|
| Section Times | 1:09.69 [2] (0:12.96) | 0:56.73 [2] (0:10.71) | 0:46.02 [1] (0:11.36) | 0:34.66 [1] (0:11.04) | 0:23.62 [1] (0:11.18) | 0:12.44 [2] (0:12.44) |
| Average Speed [km/h] | 55.5 | 66.5 | 62.6 | 65.3 | 64.4 | 57.9 |
| Top Speed [km/h] | 67.1 | 69.1 | 64.3 | 66.3 | 66.0 | 62.7 |
| Avg. Dist. to Rail [m] | 1.5 | 1.7 | 1.3 | 0.5 | 0.7 | 1.3 |
| Avg. Stride Freq. [Hz] | 2.4 | 2.5 | 2.4 | 2.5 | 2.5 | 2.3 |
| Avg. Stride Length [m] | 7.5 | 7.3 | 7.1 | 7.3 | 7.2 | 6.9 |



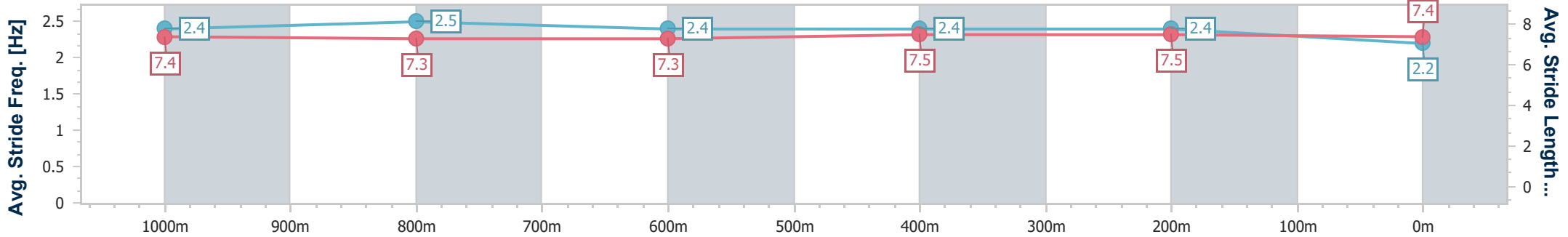
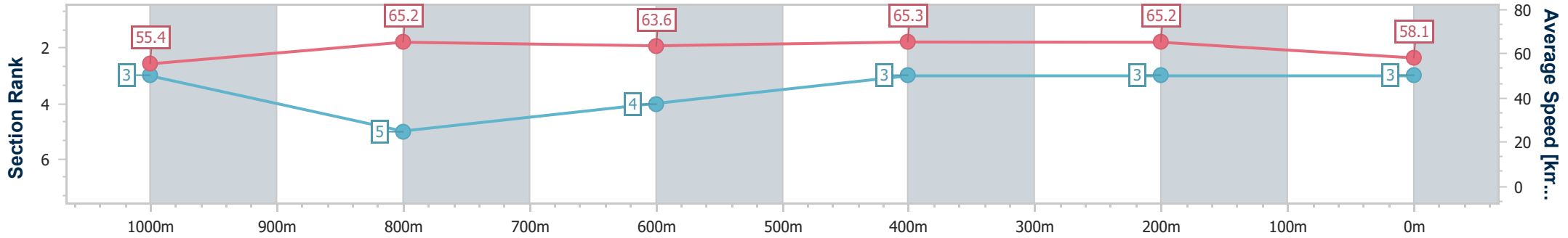
- [] Ranking at each section and finish
- .-.- No data available at this section
- NA No data available



| | |
|--------------------------------|----------------|
| Horse/Jockey Name | Sundara |
| Final Rank | 3 |
| Fastest Section Time (Section) | 0:11.04 (600m) |
| Top Speed [km/h] (Section) | 67.4 (400m) |
| Race State | Finished |

Rockhampton QLD Professional
 Race 3: GARRARDS HORSE AND HOUND BENCHMARK 62
 Handicap - 1200m
 24 February 2024 - 14:08
 Track Rating: Good 4, Weather: Fine, Rail Position: True

| Section | Overall | 1000m | 800m | 600m | 400m | 200m |
|------------------------|--------------------------|--------------------------|--------------------------|--------------------------|--------------------------|--------------------------|
| Section Times | 1:09.94 [3] (0:13.01) | 0:56.93 [3] (0:11.05) | 0:45.88 [5] (0:11.39) | 0:34.49 [4] (0:11.04) | 0:23.45 [3] (0:11.05) | 0:12.40 [3] (0:12.40) |
| Average Speed [km/h] | 55.4 | 65.2 | 63.6 | 65.3 | 65.2 | 58.1 |
| Top Speed [km/h] | 65.2 | 66.7 | 65.0 | 66.4 | 67.4 | 62.1 |
| Avg. Dist. to Rail [m] | 1.0 | 0.6 | 0.7 | 1.8 | 2.8 | 3.8 |
| Avg. Stride Freq. [Hz] | 2.4 | 2.5 | 2.4 | 2.4 | 2.4 | 2.2 |
| Avg. Stride Length [m] | 7.4 | 7.3 | 7.3 | 7.5 | 7.5 | 7.4 |



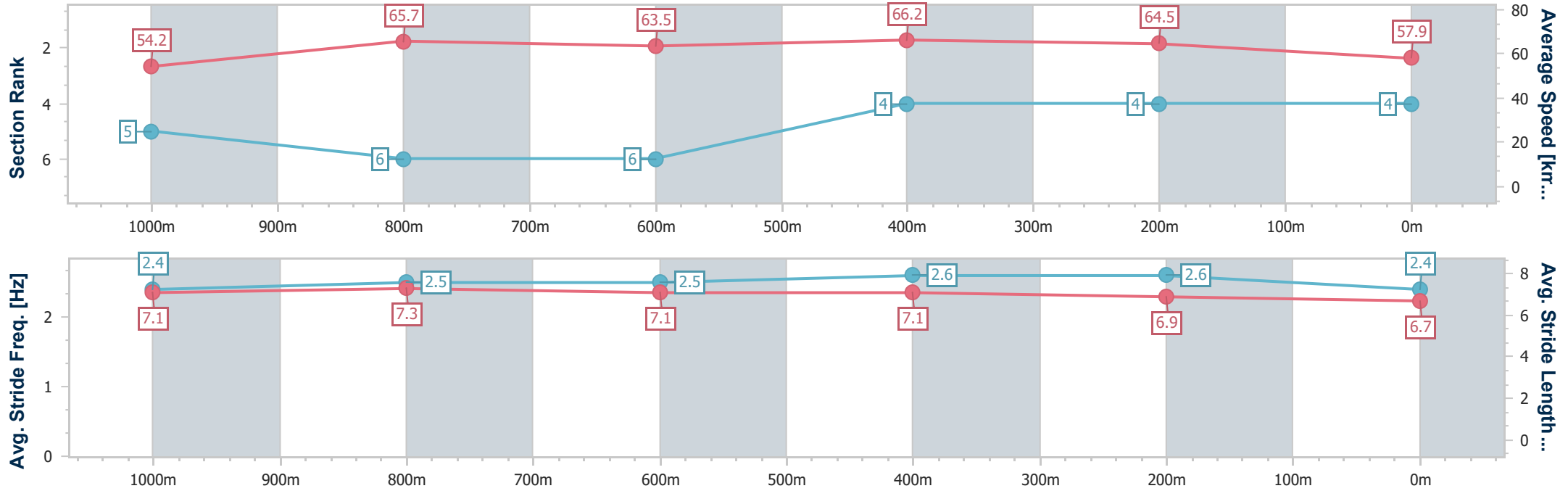
- [] Ranking at each section and finish
- .-.- No data available at this section
- NA No data available



| | |
|--------------------------------|------------------|
| Horse/Jockey Name | Rose Of Taormina |
| Final Rank | 4 |
| Fastest Section Time (Section) | 0:10.90 (600m) |
| Top Speed [km/h] (Section) | 67.4 (600m) |
| Race State | Finished |

Rockhampton QLD Professional
 Race 3: GARRARDS HORSE AND HOUND BENCHMARK 62
 Handicap - 1200m
 24 February 2024 - 14:08
 Track Rating: Good 4, Weather: Fine, Rail Position: True

| Section | Overall | 1000m | 800m | 600m | 400m | 200m |
|------------------------|--------------------------|--------------------------|--------------------------|--------------------------|--------------------------|--------------------------|
| Section Times | 1:10.07 [4] (0:13.29) | 0:56.78 [5] (0:10.94) | 0:45.84 [6] (0:11.36) | 0:34.48 [6] (0:10.90) | 0:23.58 [4] (0:11.15) | 0:12.43 [4] (0:12.43) |
| Average Speed [km/h] | 54.2 | 65.7 | 63.5 | 66.2 | 64.5 | 57.9 |
| Top Speed [km/h] | 65.7 | 66.9 | 64.9 | 67.4 | 66.8 | 62.0 |
| Avg. Dist. to Rail [m] | 0.4 | 0.4 | 0.5 | 1.5 | 1.9 | 2.7 |
| Avg. Stride Freq. [Hz] | 2.4 | 2.5 | 2.5 | 2.6 | 2.6 | 2.4 |
| Avg. Stride Length [m] | 7.1 | 7.3 | 7.1 | 7.1 | 6.9 | 6.7 |



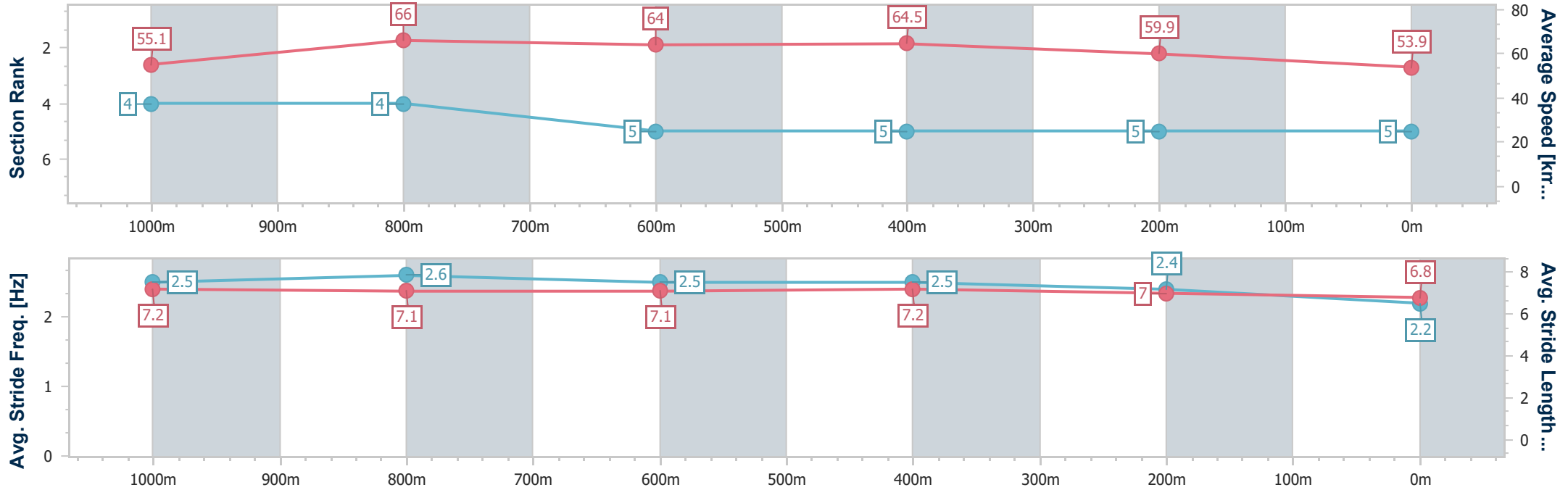
- [] Ranking at each section and finish
- .-.- No data available at this section
- NA No data available



| | |
|--------------------------------|-----------------|
| Horse/Jockey Name | Beyond Star |
| Final Rank | 5 |
| Fastest Section Time (Section) | 0:10.92 (1000m) |
| Top Speed [km/h] (Section) | 67.5 (1000m) |
| Race State | Finished |

Rockhampton QLD Professional
 Race 3: GARRARDS HORSE AND HOUND BENCHMARK 62
 Handicap - 1200m
 24 February 2024 - 14:08
 Track Rating: Good 4, Weather: Fine, Rail Position: True

| Section | Overall | 1000m | 800m | 600m | 400m | 200m |
|------------------------|--------------------------|--------------------------|--------------------------|--------------------------|--------------------------|--------------------------|
| Section Times | 1:12.08 [5] (0:13.07) | 0:59.01 [4] (0:10.92) | 0:48.09 [4] (0:11.54) | 0:36.55 [5] (0:11.17) | 0:25.38 [5] (0:12.04) | 0:13.34 [5] (0:13.34) |
| Average Speed [km/h] | 55.1 | 66.0 | 64.0 | 64.5 | 59.9 | 53.9 |
| Top Speed [km/h] | 66.1 | 67.5 | 66.5 | 65.5 | 63.4 | 55.4 |
| Avg. Dist. to Rail [m] | 3.0 | 0.7 | 2.9 | 5.8 | 5.9 | 5.7 |
| Avg. Stride Freq. [Hz] | 2.5 | 2.6 | 2.5 | 2.5 | 2.4 | 2.2 |
| Avg. Stride Length [m] | 7.2 | 7.1 | 7.1 | 7.2 | 7.0 | 6.8 |



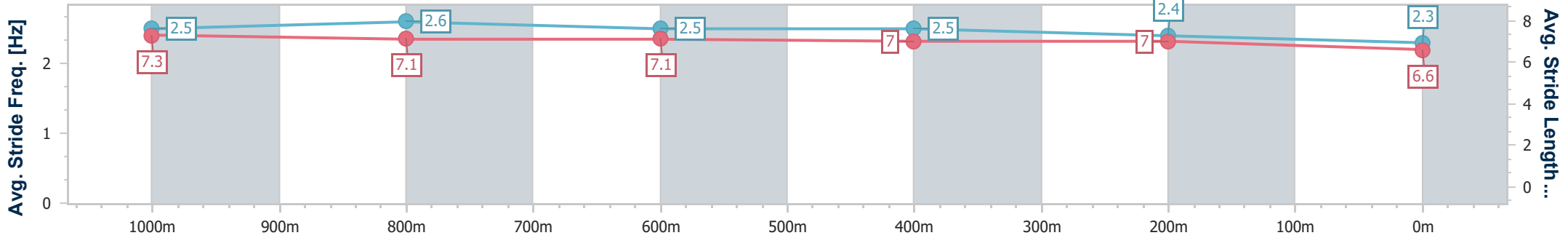
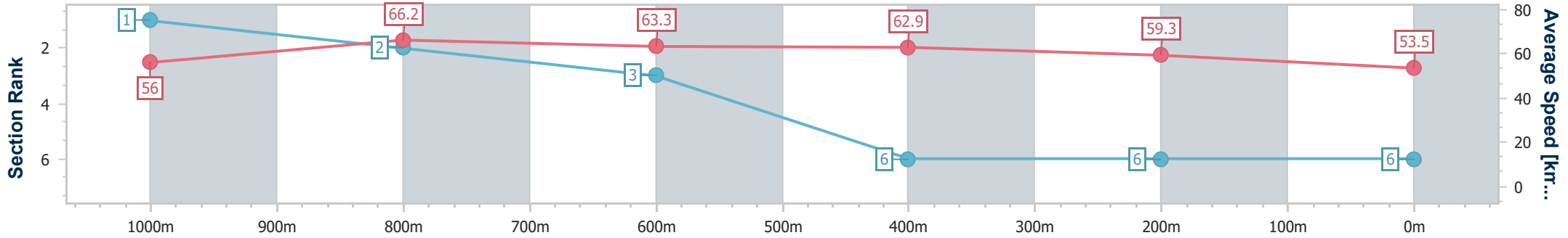
- [] Ranking at each section and finish
- .-.- No data available at this section
- NA No data available



| | |
|--------------------------------|--------------------|
| Horse/Jockey Name | Whoshotthemagician |
| Final Rank | 6 |
| Fastest Section Time (Section) | 0:10.95 (1000m) |
| Top Speed [km/h] (Section) | 68.0 (1000m) |
| Race State | Finished |

Rockhampton QLD Professional
 Race 3: GARRARDS HORSE AND HOUND BENCHMARK 62
 Handicap - 1200m
 24 February 2024 - 14:08
 Track Rating: Good 4, Weather: Fine, Rail Position: True

| Section | Overall | 1000m | 800m | 600m | 400m | 200m |
|------------------------|--------------------------|--------------------------|--------------------------|--------------------------|--------------------------|--------------------------|
| Section Times | 1:12.36 [6] (0:12.88) | 0:59.48 [1] (0:10.95) | 0:48.53 [2] (0:11.48) | 0:37.05 [3] (0:11.45) | 0:25.60 [6] (0:12.15) | 0:13.45 [6] (0:13.45) |
| Average Speed [km/h] | 56.0 | 66.2 | 63.3 | 62.9 | 59.3 | 53.5 |
| Top Speed [km/h] | 66.6 | 68.0 | 65.1 | 63.8 | 62.7 | 56.8 |
| Avg. Dist. to Rail [m] | 3.0 | 1.6 | 1.2 | 3.4 | 3.6 | 3.3 |
| Avg. Stride Freq. [Hz] | 2.5 | 2.6 | 2.5 | 2.5 | 2.4 | 2.3 |
| Avg. Stride Length [m] | 7.3 | 7.1 | 7.1 | 7.0 | 7.0 | 6.6 |



- [] Ranking at each section and finish
- .-.- No data available at this section
- NA No data available

Rockhampton QLD Professional

Race 4: TAB QTIS JEWEL QUALIFIER 2YO Plate - 1100m

24 February 2024 - 14:42

Track Rating: Good 4, Weather: Fine, Rail Position: True

| Section | | Field Times | | | | | | | | | | | |
|---------|--------------------------------------------|----------------------|----------------------|----------------------|--------------------------|--------------------------|--------------------------|--------------------------|--------------------------|--------------------------|---------|------------------------|----|
| | | Overall | 1000m | 800m | 600m | 400m | 200m | Last 600m | | | | | |
| | | 1:05.23 (0:07.49) | 0:57.74 (0:11.29) | 0:46.45 (0:11.96) | 0:34.49 (0:11.27) | 0:23.22 (0:11.20) | 0:12.02 (0:12.02) | 0:34.49 | | | | | |
| Rank | TAB Horse/Jockey | Barrier | Top Speed [km/h] | Fastest Section | | | | | | | Margin | Distance Travelled [m] | |
| 1 | 8 SUNSHINYDAY Adam Sewell | 3 | 65.8 400m | 0:07.54 Overall | 1:05.23 [1] (0:07.54) | 0:57.69 [2] (0:11.38) | 0:46.31 [2] (0:11.94) | 0:34.37 [2] (0:11.32) | 0:23.05 [4] (0:11.13) | 0:11.92 [2] (0:11.92) | 1:05.23 | 0:34.37 | |
| 2 | 9 WHAT A DOOZY Justin Stanley | 1 | 66.5 1000m | 0:07.49 Overall | 1:05.38 [2] (0:07.49) | 0:57.89 [1] (0:11.29) | 0:46.60 [1] (0:11.96) | 0:34.64 [1] (0:11.27) | 0:23.37 [1] (0:11.20) | 0:12.17 [1] (0:12.17) | 0.89L | 0:34.64 | -2 |
| 3 | 7 SIMPLY TINA Chris Whiteley | 5 | 66.3 600m | 0:07.59 Overall | 1:05.65 [3] (0:07.59) | 0:58.06 [3] (0:11.45) | 0:46.61 [3] (0:11.92) | 0:34.69 [5] (0:11.10) | 0:23.59 [2] (0:11.25) | 0:12.34 [3] (0:12.34) | 2.48L | 0:34.69 | -2 |
| 4 | 2 MISHANI I AM Chris McIver | 8 | 65.9 1000m | 0:07.96 Overall | 1:05.87 [4] (0:07.96) | 0:57.91 [6] (0:11.24) | 0:46.67 [6] (0:11.81) | 0:34.86 [6] (0:11.33) | 0:23.53 [5] (0:11.50) | 0:12.03 [5] (0:12.03) | 3.78L | 0:34.86 | -2 |
| 5 | 1 MISHANI BURN Adrian Layt | 4 | 66.1 1000m | 0:07.90 Overall | 1:05.98 [5] (0:07.90) | 0:58.08 [5] (0:11.23) | 0:46.85 [4] (0:11.74) | 0:35.11 [3] (0:11.29) | 0:23.82 [3] (0:11.58) | 0:12.24 [4] (0:12.24) | 4.41L | 0:35.11 | -7 |
| 6 | 3 MISHANI WOLF Warwick Satherley | 2 | 65.2 400m | 0:08.11 Overall | 1:06.12 [6] (0:08.11) | 0:58.01 [7] (0:11.52) | 0:46.49 [7] (0:11.68) | 0:34.81 [7] (0:11.44) | 0:23.37 [8] (0:11.31) | 0:12.06 [6] (0:12.06) | 5.28L | 0:34.81 | -1 |
| 7 | 4 DON'TCHALOOKDOWN Colin Lennon | 7 | 64.8 1000m | 0:08.12 Overall | 1:06.71 [7] (0:08.12) | 0:58.59 [8] (0:11.57) | 0:47.02 [8] (0:11.69) | 0:35.33 [8] (0:11.37) | 0:23.96 [7] (0:11.51) | 0:12.45 [7] (0:12.45) | 8.75L | 0:35.33 | +0 |
| 8 | 5 MISHANI AMORE Heidi Gillie | 6 | 65.2 1000m | 0:07.88 Overall | 1:08.30 [8] (0:07.88) | 1:00.42 [4] (0:11.29) | 0:49.13 [5] (0:11.78) | 0:37.35 [4] (0:11.53) | 0:25.82 [6] (0:12.04) | 0:13.78 [8] (0:13.78) | 18.07L | 0:37.35 | -1 |

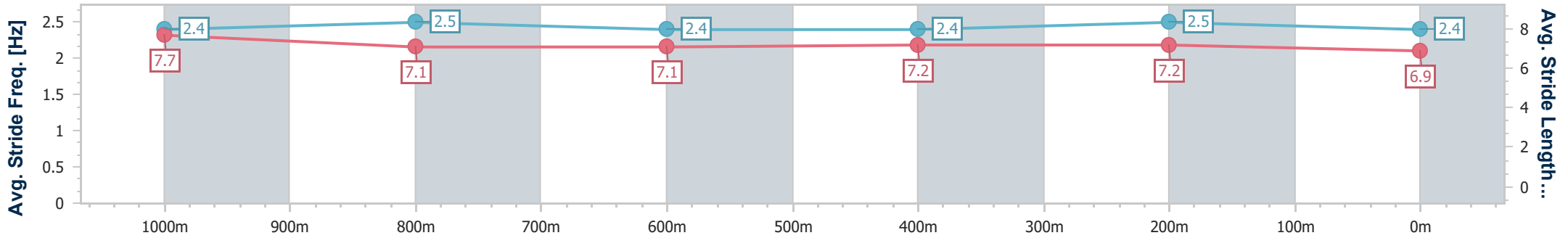
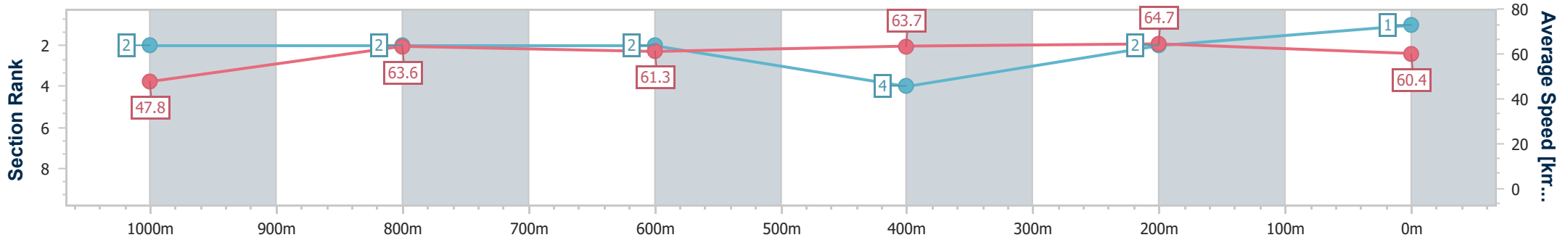
Scratched: Mishani Unlawful (#6)



| | |
|--------------------------------|-------------------|
| Horse/Jockey Name | Sunshinyday |
| Final Rank | 1 |
| Fastest Section Time (Section) | 0:07.54 (Overall) |
| Top Speed [km/h] (Section) | 65.8 (400m) |
| Race State | Finished |

Rockhampton QLD Professional
 Race 4: TAB QTIS JEWEL QUALIFIER 2YO Plate - 1100m
 24 February 2024 - 14:42
 Track Rating: Good 4, Weather: Fine, Rail Position: True

| Section | Overall | 1000m | 800m | 600m | 400m | 200m |
|------------------------|--------------------------|--------------------------|--------------------------|--------------------------|--------------------------|-------------|
| Section Times | 1:05.23 [1] (0:07.54) | 0:57.69 [2] (0:11.38) | 0:46.31 [2] (0:11.94) | 0:34.37 [2] (0:11.32) | 0:23.05 [4] (0:11.13) | 0:11.92 [2] |
| Average Speed [km/h] | 47.8 | 63.6 | 61.3 | 63.7 | 64.7 | 60.4 |
| Top Speed [km/h] | 62.4 | 65.5 | 63.1 | 65.4 | 65.8 | 63.1 |
| Avg. Dist. to Rail [m] | 4.4 | 1.2 | 2.1 | 3.1 | 3.1 | 3.3 |
| Avg. Stride Freq. [Hz] | 2.4 | 2.5 | 2.4 | 2.4 | 2.5 | 2.4 |
| Avg. Stride Length [m] | 7.7 | 7.1 | 7.1 | 7.2 | 7.2 | 6.9 |



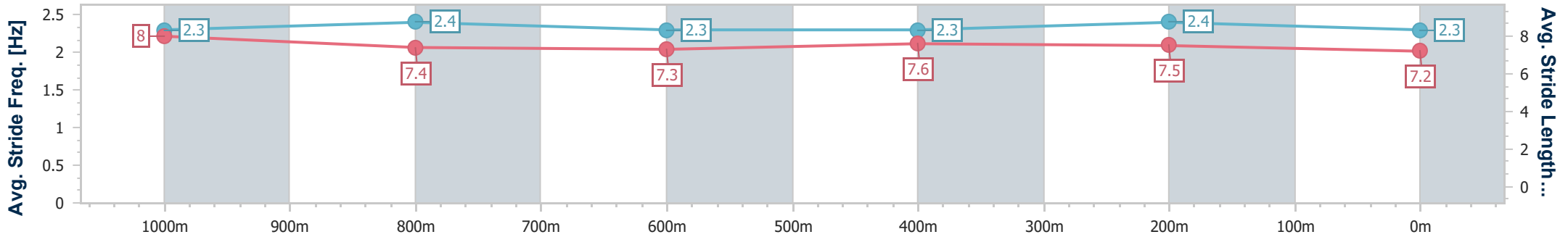
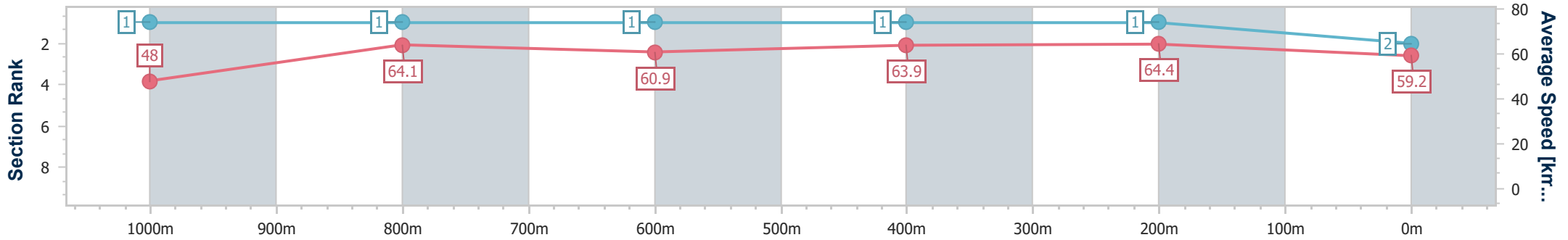
- [] Ranking at each section and finish
- .-.- No data available at this section
- NA No data available



| | |
|--------------------------------|-------------------|
| Horse/Jockey Name | What A Doozy |
| Final Rank | 2 |
| Fastest Section Time (Section) | 0:07.49 (Overall) |
| Top Speed [km/h] (Section) | 66.5 (1000m) |
| Race State | Finished |

Rockhampton QLD Professional
 Race 4: TAB QTIS JEWEL QUALIFIER 2YO Plate - 1100m
 24 February 2024 - 14:42
 Track Rating: Good 4, Weather: Fine, Rail Position: True

| Section | Overall | 1000m | 800m | 600m | 400m | 200m |
|------------------------|--------------------------|--------------------------|--------------------------|--------------------------|--------------------------|--------------------------|
| Section Times | 1:05.38 [2] (0:07.49) | 0:57.89 [1] (0:11.29) | 0:46.60 [1] (0:11.96) | 0:34.64 [1] (0:11.27) | 0:23.37 [1] (0:11.20) | 0:12.17 [1] (0:12.17) |
| Average Speed [km/h] | 48.0 | 64.1 | 60.9 | 63.9 | 64.4 | 59.2 |
| Top Speed [km/h] | 63.7 | 66.5 | 61.8 | 65.1 | 65.8 | 63.2 |
| Avg. Dist. to Rail [m] | 3.2 | 0.9 | 1.3 | 0.3 | 1.0 | 1.4 |
| Avg. Stride Freq. [Hz] | 2.3 | 2.4 | 2.3 | 2.3 | 2.4 | 2.3 |
| Avg. Stride Length [m] | 8.0 | 7.4 | 7.3 | 7.6 | 7.5 | 7.2 |



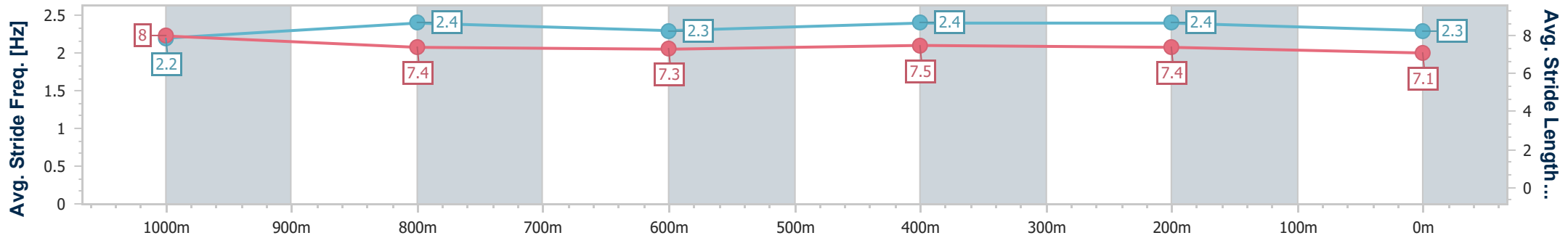
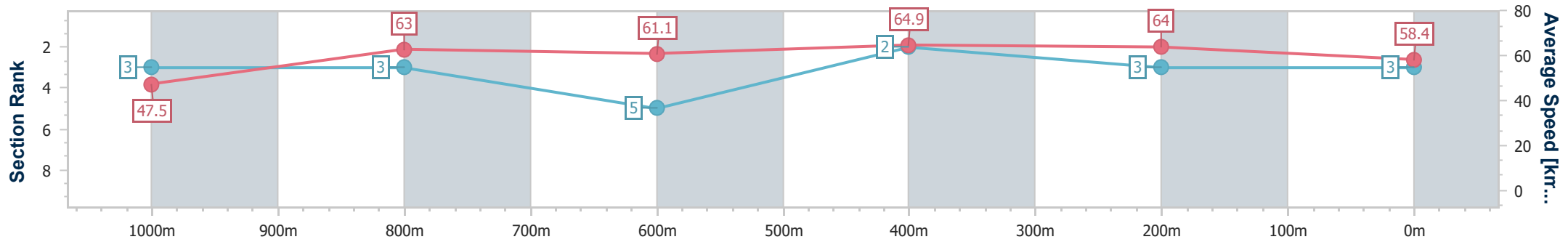
- [] Ranking at each section and finish
- .-.- No data available at this section
- NA No data available



| | |
|--------------------------------|-------------------|
| Horse/Jockey Name | Simply Tina |
| Final Rank | 3 |
| Fastest Section Time (Section) | 0:07.59 (Overall) |
| Top Speed [km/h] (Section) | 66.3 (600m) |
| Race State | Finished |

Rockhampton QLD Professional
 Race 4: TAB QTIS JEWEL QUALIFIER 2YO Plate - 1100m
 24 February 2024 - 14:42
 Track Rating: Good 4, Weather: Fine, Rail Position: True

| Section | Overall | 1000m | 800m | 600m | 400m | 200m |
|------------------------|--------------------------|--------------------------|--------------------------|--------------------------|--------------------------|--------------------------|
| Section Times | 1:05.65 [3] (0:07.59) | 0:58.06 [3] (0:11.45) | 0:46.61 [3] (0:11.92) | 0:34.69 [5] (0:11.10) | 0:23.59 [2] (0:11.25) | 0:12.34 [3] (0:12.34) |
| Average Speed [km/h] | 47.5 | 63.0 | 61.1 | 64.9 | 64.0 | 58.4 |
| Top Speed [km/h] | 61.0 | 64.0 | 61.8 | 66.3 | 66.0 | 62.3 |
| Avg. Dist. to Rail [m] | 5.3 | 0.8 | 1.5 | 3.1 | 4.6 | 5.4 |
| Avg. Stride Freq. [Hz] | 2.2 | 2.4 | 2.3 | 2.4 | 2.4 | 2.3 |
| Avg. Stride Length [m] | 8.0 | 7.4 | 7.3 | 7.5 | 7.4 | 7.1 |



- [] Ranking at each section and finish
- .-.- No data available at this section
- NA No data available



| | |
|--------------------------------|-------------------|
| Horse/Jockey Name | Mishani I Am |
| Final Rank | 4 |
| Fastest Section Time (Section) | 0:07.96 (Overall) |
| Top Speed [km/h] (Section) | 65.9 (1000m) |
| Race State | Finished |

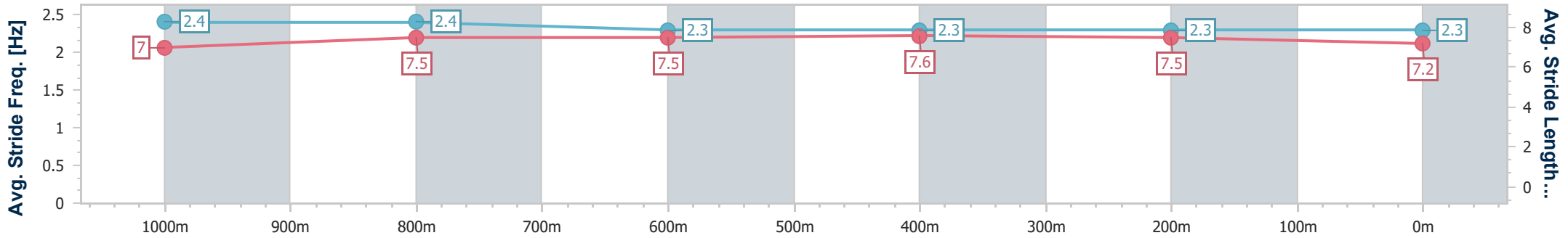
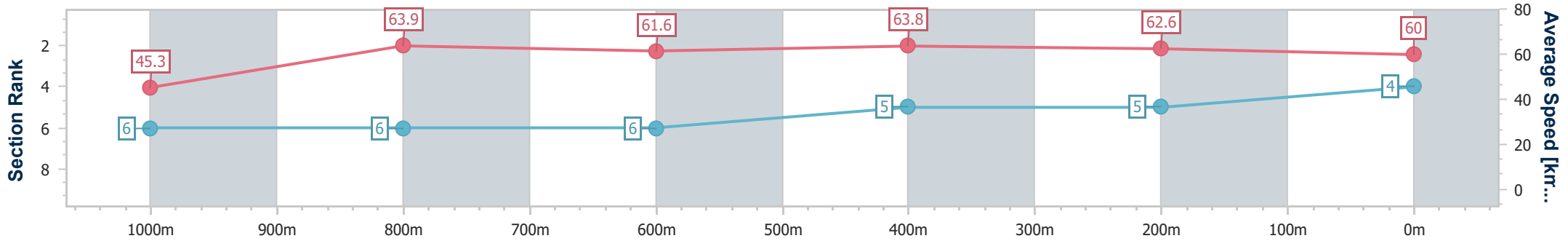
Rockhampton QLD Professional

Race 4: TAB QTIS JEWEL QUALIFIER 2YO Plate - 1100m

24 February 2024 - 14:42

Track Rating: Good 4, Weather: Fine, Rail Position: True

| Section | Overall | 1000m | 800m | 600m | 400m | 200m |
|------------------------|--------------------------|--------------------------|--------------------------|--------------------------|--------------------------|--------------------------|
| Section Times | 1:05.87 [4] (0:07.96) | 0:57.91 [6] (0:11.24) | 0:46.67 [6] (0:11.81) | 0:34.86 [6] (0:11.33) | 0:23.53 [5] (0:11.50) | 0:12.03 [5] (0:12.03) |
| Average Speed [km/h] | 45.3 | 63.9 | 61.6 | 63.8 | 62.6 | 60.0 |
| Top Speed [km/h] | 62.2 | 65.9 | 62.5 | 64.5 | 64.4 | 62.8 |
| Avg. Dist. to Rail [m] | 8.1 | 0.9 | 1.4 | 2.8 | 5.7 | 7.0 |
| Avg. Stride Freq. [Hz] | 2.4 | 2.4 | 2.3 | 2.3 | 2.3 | 2.3 |
| Avg. Stride Length [m] | 7.0 | 7.5 | 7.5 | 7.6 | 7.5 | 7.2 |



- [] Ranking at each section and finish
- .-.- No data available at this section
- NA No data available



| | |
|--------------------------------|-------------------|
| Horse/Jockey Name | Mishani Burn |
| Final Rank | 5 |
| Fastest Section Time (Section) | 0:07.90 (Overall) |
| Top Speed [km/h] (Section) | 66.1 (1000m) |
| Race State | Finished |

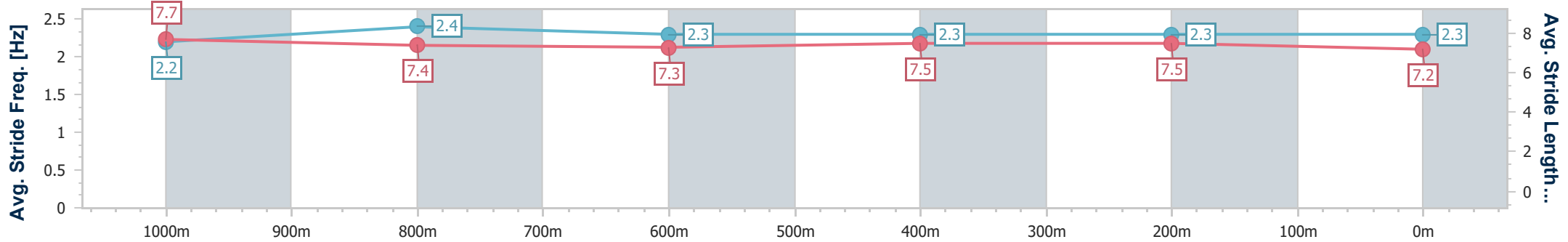
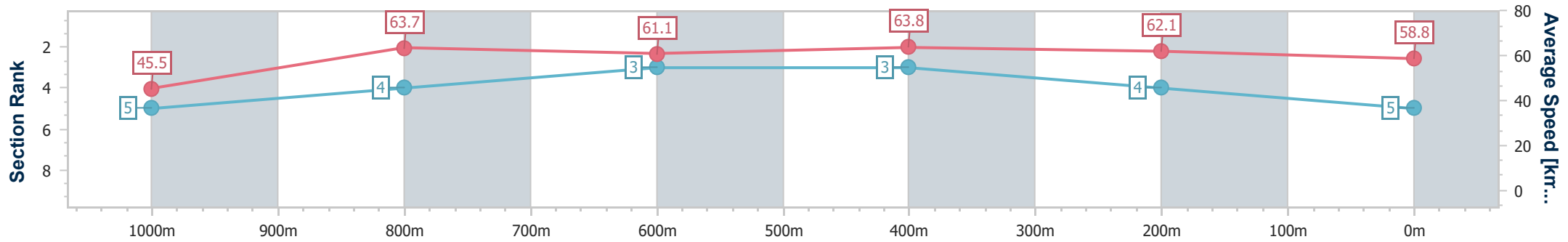
Rockhampton QLD Professional

Race 4: TAB QTIS JEWEL QUALIFIER 2YO Plate - 1100m

24 February 2024 - 14:42

Track Rating: Good 4, Weather: Fine, Rail Position: True

| Section | Overall | 1000m | 800m | 600m | 400m | 200m |
|------------------------|--------------------------|--------------------------|--------------------------|--------------------------|--------------------------|--------------------------|
| Section Times | 1:05.98 [5] (0:07.90) | 0:58.08 [5] (0:11.23) | 0:46.85 [4] (0:11.74) | 0:35.11 [3] (0:11.29) | 0:23.82 [3] (0:11.58) | 0:12.24 [4] (0:12.24) |
| Average Speed [km/h] | 45.5 | 63.7 | 61.1 | 63.8 | 62.1 | 58.8 |
| Top Speed [km/h] | 62.7 | 66.1 | 62.5 | 64.9 | 64.0 | 60.7 |
| Avg. Dist. to Rail [m] | 4.8 | 1.0 | 0.5 | 1.1 | 4.6 | 5.9 |
| Avg. Stride Freq. [Hz] | 2.2 | 2.4 | 2.3 | 2.3 | 2.3 | 2.3 |
| Avg. Stride Length [m] | 7.7 | 7.4 | 7.3 | 7.5 | 7.5 | 7.2 |



- [] Ranking at each section and finish
- .-.- No data available at this section
- NA No data available



| | |
|--------------------------------|-------------------|
| Horse/Jockey Name | Mishani Wolf |
| Final Rank | 6 |
| Fastest Section Time (Section) | 0:08.11 (Overall) |
| Top Speed [km/h] (Section) | 65.2 (400m) |
| Race State | Finished |

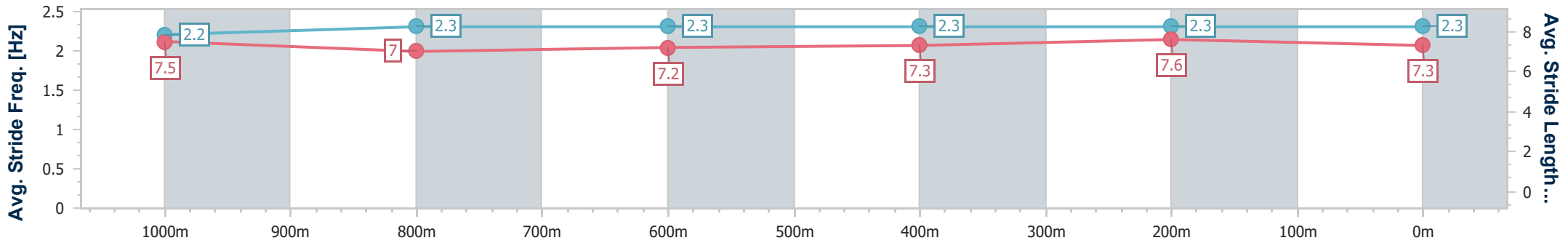
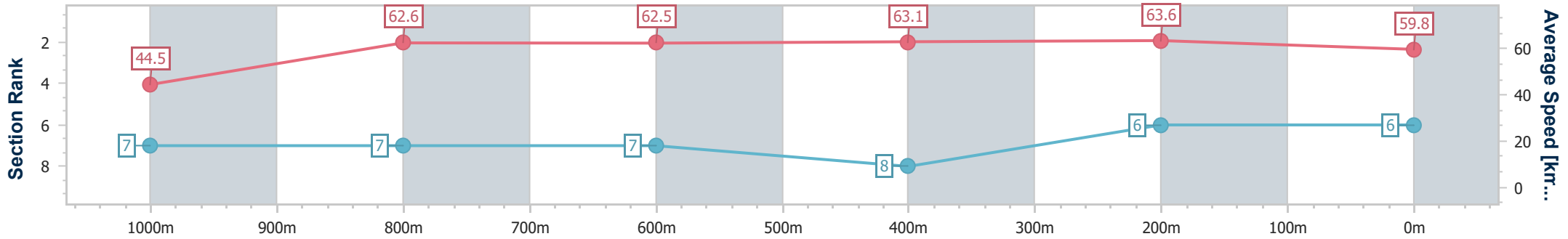
Rockhampton QLD Professional

Race 4: TAB QTIS JEWEL QUALIFIER 2YO Plate - 1100m

24 February 2024 - 14:42

Track Rating: Good 4, Weather: Fine, Rail Position: True

| Section | Overall | 1000m | 800m | 600m | 400m | 200m |
|------------------------|--------------------------|--------------------------|--------------------------|--------------------------|--------------------------|--------------------------|
| Section Times | 1:06.12 [6] (0:08.11) | 0:58.01 [7] (0:11.52) | 0:46.49 [7] (0:11.68) | 0:34.81 [7] (0:11.44) | 0:23.37 [8] (0:11.31) | 0:12.06 [6] (0:12.06) |
| Average Speed [km/h] | 44.5 | 62.6 | 62.5 | 63.1 | 63.6 | 59.8 |
| Top Speed [km/h] | 59.5 | 63.1 | 62.6 | 65.0 | 65.2 | 62.4 |
| Avg. Dist. to Rail [m] | 3.2 | 0.4 | 1.9 | 2.7 | 2.9 | 3.1 |
| Avg. Stride Freq. [Hz] | 2.2 | 2.3 | 2.3 | 2.3 | 2.3 | 2.3 |
| Avg. Stride Length [m] | 7.5 | 7.0 | 7.2 | 7.3 | 7.6 | 7.3 |



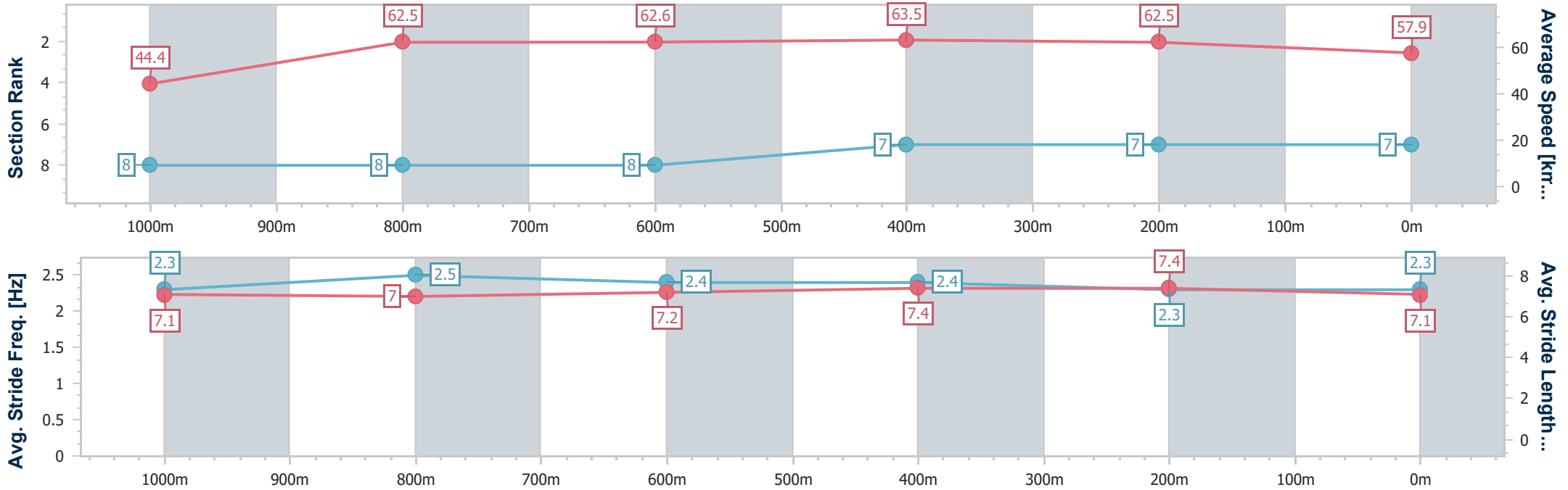
- [] Ranking at each section and finish
- .-.- No data available at this section
- NA No data available



| | |
|--------------------------------|-------------------|
| Horse/Jockey Name | Don'tchalookdown |
| Final Rank | 7 |
| Fastest Section Time (Section) | 0:08.12 (Overall) |
| Top Speed [km/h] (Section) | 64.8 (1000m) |
| Race State | Finished |

Rockhampton QLD Professional
 Race 4: TAB QTIS JEWEL QUALIFIER 2YO Plate - 1100m
 24 February 2024 - 14:42
 Track Rating: Good 4, Weather: Fine, Rail Position: True

| Section | Overall | 1000m | 800m | 600m | 400m | 200m |
|------------------------|--------------------------|--------------------------|--------------------------|--------------------------|--------------------------|--------------------------|
| Section Times | 1:06.71 [7] (0:08.12) | 0:58.59 [8] (0:11.57) | 0:47.02 [8] (0:11.69) | 0:35.33 [8] (0:11.37) | 0:23.96 [7] (0:11.51) | 0:12.45 [7] (0:12.45) |
| Average Speed [km/h] | 44.4 | 62.5 | 62.6 | 63.5 | 62.5 | 57.9 |
| Top Speed [km/h] | 57.9 | 64.8 | 64.3 | 64.0 | 63.7 | 60.6 |
| Avg. Dist. to Rail [m] | 9.0 | 1.3 | 2.2 | 4.3 | 5.1 | 5.2 |
| Avg. Stride Freq. [Hz] | 2.3 | 2.5 | 2.4 | 2.4 | 2.3 | 2.3 |
| Avg. Stride Length [m] | 7.1 | 7.0 | 7.2 | 7.4 | 7.4 | 7.1 |



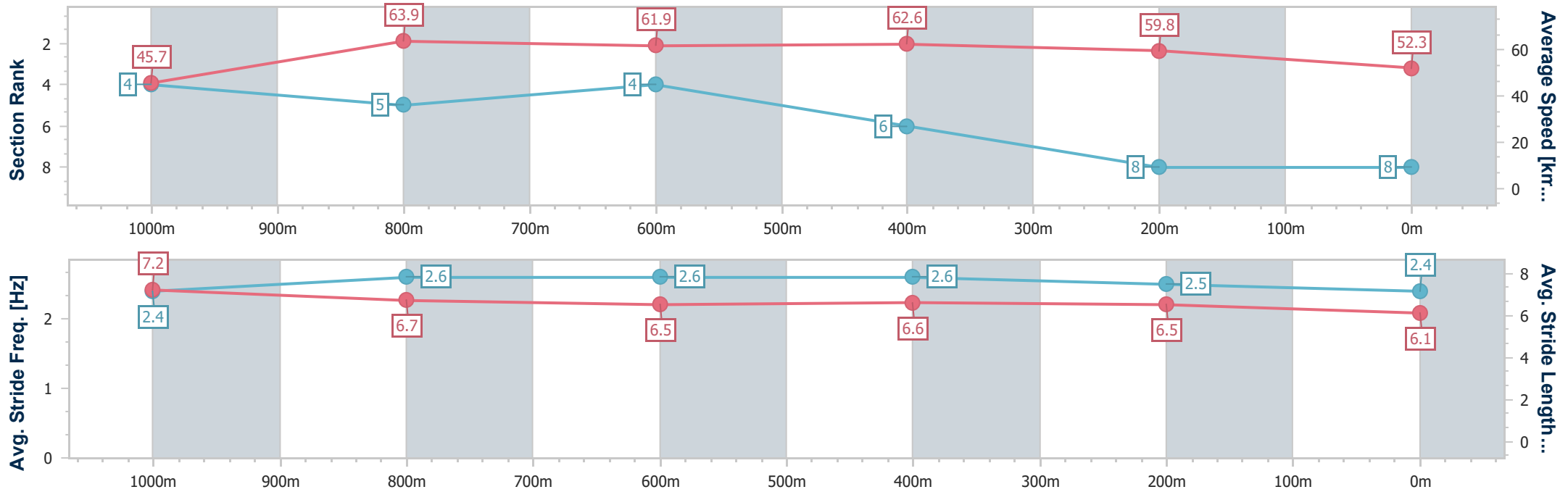
- [] Ranking at each section and finish
- .-.- No data available at this section
- NA No data available



| | |
|--------------------------------|-------------------|
| Horse/Jockey Name | Mishani Amore |
| Final Rank | 8 |
| Fastest Section Time (Section) | 0:07.88 (Overall) |
| Top Speed [km/h] (Section) | 65.2 (1000m) |
| Race State | Finished |

Rockhampton QLD Professional
 Race 4: TAB QTIS JEWEL QUALIFIER 2YO Plate - 1100m
 24 February 2024 - 14:42
 Track Rating: Good 4, Weather: Fine, Rail Position: True

| Section | Overall | 1000m | 800m | 600m | 400m | 200m |
|------------------------|--------------------------|--------------------------|--------------------------|--------------------------|--------------------------|--------------------------|
| Section Times | 1:08.30 [8] (0:07.88) | 1:00.42 [4] (0:11.29) | 0:49.13 [5] (0:11.78) | 0:37.35 [4] (0:11.53) | 0:25.82 [6] (0:12.04) | 0:13.78 [8] (0:13.78) |
| Average Speed [km/h] | 45.7 | 63.9 | 61.9 | 62.6 | 59.8 | 52.3 |
| Top Speed [km/h] | 62.1 | 65.2 | 63.0 | 63.1 | 62.5 | 57.6 |
| Avg. Dist. to Rail [m] | 7.0 | 0.9 | 1.8 | 4.5 | 6.7 | 7.4 |
| Avg. Stride Freq. [Hz] | 2.4 | 2.6 | 2.6 | 2.6 | 2.5 | 2.4 |
| Avg. Stride Length [m] | 7.2 | 6.7 | 6.5 | 6.6 | 6.5 | 6.1 |



Rockhampton QLD Professional
Race 5: GET YOUR CAP YEARLING SALE CALCUTTA TICKETS Maiden
Plate - 1200m
24 February 2024 - 15:17

Track Rating: Good 4, Weather: Fine, Rail Position: True

| Section | | Field Times | | | | | | | | | | Last 600m | |
|---------|------------------------------------------|----------------------|----------------------|----------------------|--------------------------|--------------------------|--------------------------|--------------------------|--------------------------|--------------------------|---------|-----------|------------------------|
| | | Overall | 1000m | 800m | 600m | 400m | 200m | | | | | | 0:34.34 |
| | | 1:10.09 (0:12.87) | 0:57.22 (0:11.23) | 0:45.99 (0:11.65) | 0:34.34 (0:10.88) | 0:23.46 (0:11.17) | 0:12.29 (0:12.29) | | | | | | |
| Rank | TAB Horse/Jockey | Barrier | Top Speed [km/h] | Fastest Section | | | | | | | | Margin | Distance Travelled [m] |
| 1 | 5 WHAKAMIHARO Ashley Butler | 5 | 67.1 400m | 0:10.88 600m | 1:10.09 [1] (0:12.87) | 0:57.22 [1] (0:11.23) | 0:45.99 [1] (0:11.65) | 0:34.34 [1] (0:10.88) | 0:23.46 [1] (0:11.17) | 0:12.29 [1] (0:12.29) | 1:10.09 | 0:34.34 | |
| 2 | 10 DIVINE SIENNA Chris Whiteley | 1 | 67.2 600m | 0:10.93 600m | 1:10.57 [2] (0:12.98) | 0:57.59 [2] (0:11.44) | 0:46.15 [3] (0:11.74) | 0:34.41 [3] (0:10.93) | 0:23.48 [2] (0:11.24) | 0:12.24 [2] (0:12.24) | 2.84L | 0:34.41 | +2 |
| 3 | 8 TOUR DE FIELD Chris McIver | 3 | 66.2 1000m | 0:11.17 600m | 1:10.73 [3] (0:13.35) | 0:57.38 [4] (0:11.27) | 0:46.11 [5] (0:11.73) | 0:34.38 [4] (0:11.17) | 0:23.21 [4] (0:11.24) | 0:11.97 [3] (0:11.97) | 3.82L | 0:34.38 | +0 |
| 4 | 9 DIVINE KAMEHALANI Warwick Satherley | 7 | 68.1 600m | 0:10.72 600m | 1:11.08 [4] (0:13.71) | 0:57.37 [8] (0:11.42) | 0:45.95 [8] (0:11.90) | 0:34.05 [8] (0:10.72) | 0:23.33 [6] (0:11.01) | 0:12.32 [4] (0:12.32) | 5.86L | 0:34.05 | +5 |
| 5 | 3 READY TO GROOVE Brooke Johnson | 2 | 66.5 600m | 0:11.05 600m | 1:11.09 [5] (0:13.57) | 0:57.52 [6] (0:11.42) | 0:46.10 [6] (0:11.78) | 0:34.32 [6] (0:11.05) | 0:23.27 [7] (0:11.13) | 0:12.14 [6] (0:12.14) | 5.89L | 0:34.32 | -5 |
| 6 | 6 YOUNG HENRY Adam Sewell | 4 | 66.7 600m | 0:10.96 600m | 1:11.22 [6] (0:13.58) | 0:57.64 [7] (0:11.41) | 0:46.23 [7] (0:11.88) | 0:34.35 [7] (0:10.96) | 0:23.39 [8] (0:11.40) | 0:11.99 [8] (0:11.99) | 6.67L | 0:34.35 | +4 |
| 7 | 4 SUPER ROOSTER Tasha Chambers | 8 | 66.7 Overall | 0:11.20 1000m | 1:11.40 [7] (0:13.40) | 0:58.00 [5] (0:11.20) | 0:46.80 [4] (0:11.80) | 0:35.00 [5] (0:11.20) | 0:23.80 [5] (0:11.44) | 0:12.36 [7] (0:12.36) | 7.72L | 0:35.00 | +1 |
| 8 | 2 FULMEN Justin Stanley | 11 | 67.1 Overall | 0:11.15 600m | 1:11.72 [8] (0:13.04) | 0:58.68 [3] (0:11.25) | 0:47.43 [2] (0:11.72) | 0:35.71 [2] (0:11.15) | 0:24.56 [3] (0:11.61) | 0:12.95 [5] (0:12.95) | 9.6L | 0:35.71 | +0 |

Scratched: Excite Choo (#1), Quartershare (#7), Time To Get Ready (#11)

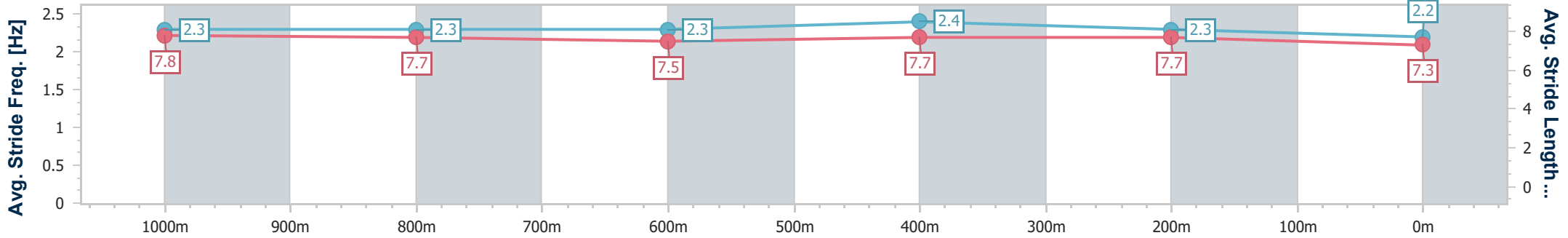
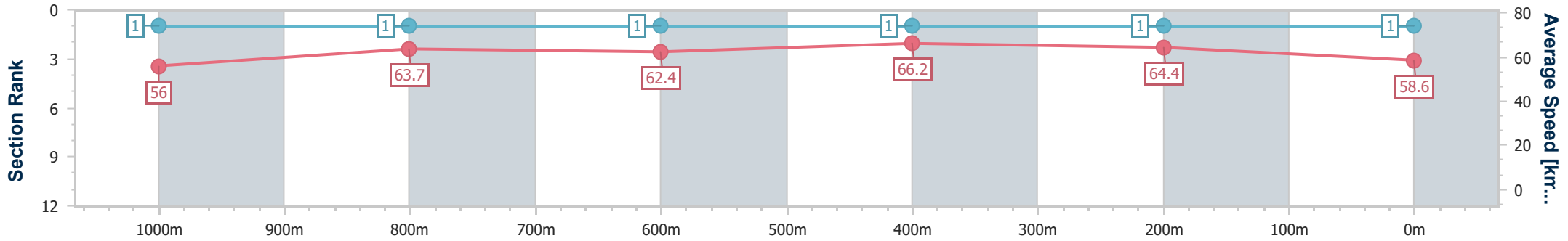


| | |
|--------------------------------|----------------|
| Horse/Jockey Name | Whakamiharo |
| Final Rank | 1 |
| Fastest Section Time (Section) | 0:10.88 (600m) |
| Top Speed [km/h] (Section) | 67.1 (400m) |
| Race State | Finished |

Rockhampton QLD Professional
 Race 5: GET YOUR CAP YEARLING SALE CALCUTTA TICKETS
 Maiden Plate - 1200m
 24 February 2024 - 15:17

Track Rating: Good 4, Weather: Fine, Rail Position: True

| Section | Overall | 1000m | 800m | 600m | 400m | 200m |
|------------------------|--------------------------|--------------------------|--------------------------|--------------------------|--------------------------|--------------------------|
| Section Times | 1:10.09 [1] (0:12.87) | 0:57.22 [1] (0:11.23) | 0:45.99 [1] (0:11.65) | 0:34.34 [1] (0:10.88) | 0:23.46 [1] (0:11.17) | 0:12.29 [1] (0:12.29) |
| Average Speed [km/h] | 56.0 | 63.7 | 62.4 | 66.2 | 64.4 | 58.6 |
| Top Speed [km/h] | 66.3 | 65.9 | 64.5 | 66.9 | 67.1 | 62.1 |
| Avg. Dist. to Rail [m] | 2.2 | 1.3 | 1.2 | 1.3 | 2.5 | 3.4 |
| Avg. Stride Freq. [Hz] | 2.3 | 2.3 | 2.3 | 2.4 | 2.3 | 2.2 |
| Avg. Stride Length [m] | 7.8 | 7.7 | 7.5 | 7.7 | 7.7 | 7.3 |



- [] Ranking at each section and finish
- .-.- No data available at this section
- NA No data available

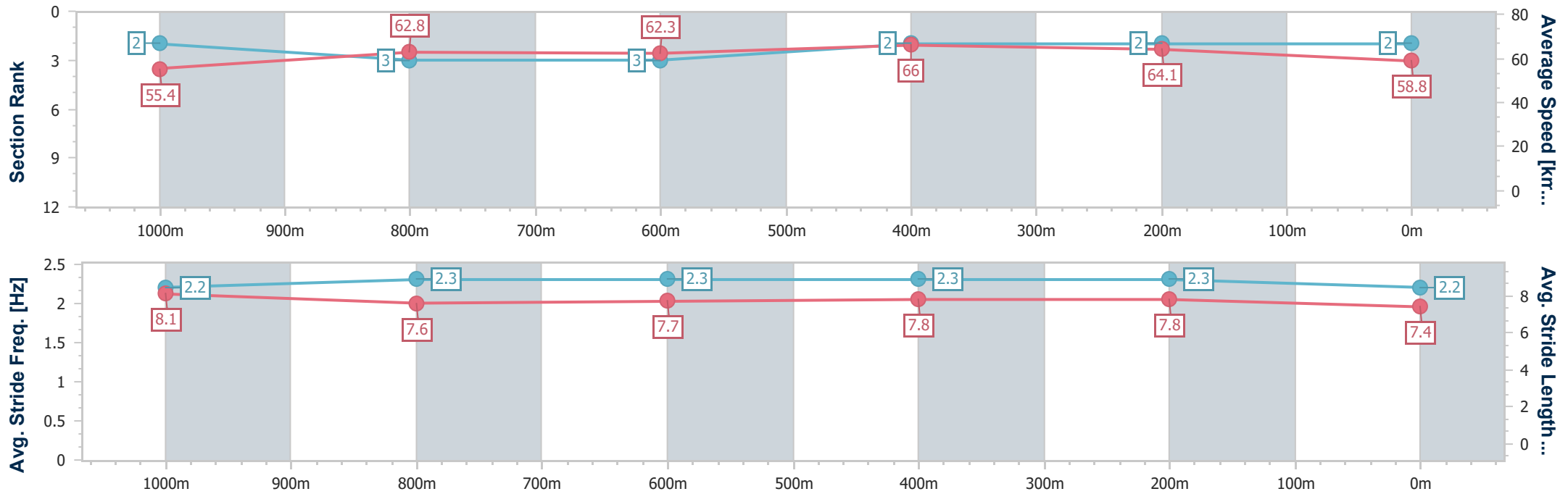


| | |
|--------------------------------|----------------|
| Horse/Jockey Name | Divine Sienna |
| Final Rank | 2 |
| Fastest Section Time (Section) | 0:10.93 (600m) |
| Top Speed [km/h] (Section) | 67.2 (600m) |
| Race State | Finished |

Rockhampton QLD Professional
 Race 5: GET YOUR CAP YEARLING SALE CALCUTTA TICKETS
 Maiden Plate - 1200m
 24 February 2024 - 15:17

Track Rating: Good 4, Weather: Fine, Rail Position: True

| Section | Overall | 1000m | 800m | 600m | 400m | 200m |
|------------------------|--------------------------|--------------------------|--------------------------|--------------------------|--------------------------|--------------------------|
| Section Times | 1:10.57 [2] (0:12.98) | 0:57.59 [2] (0:11.44) | 0:46.15 [3] (0:11.74) | 0:34.41 [3] (0:10.93) | 0:23.48 [2] (0:11.24) | 0:12.24 [2] (0:12.24) |
| Average Speed [km/h] | 55.4 | 62.8 | 62.3 | 66.0 | 64.1 | 58.8 |
| Top Speed [km/h] | 64.6 | 64.2 | 64.7 | 67.2 | 66.0 | 62.1 |
| Avg. Dist. to Rail [m] | 1.1 | 1.2 | 2.0 | 2.8 | 4.9 | 5.6 |
| Avg. Stride Freq. [Hz] | 2.2 | 2.3 | 2.3 | 2.3 | 2.3 | 2.2 |
| Avg. Stride Length [m] | 8.1 | 7.6 | 7.7 | 7.8 | 7.8 | 7.4 |



- [] Ranking at each section and finish
- .-.- No data available at this section
- NA No data available

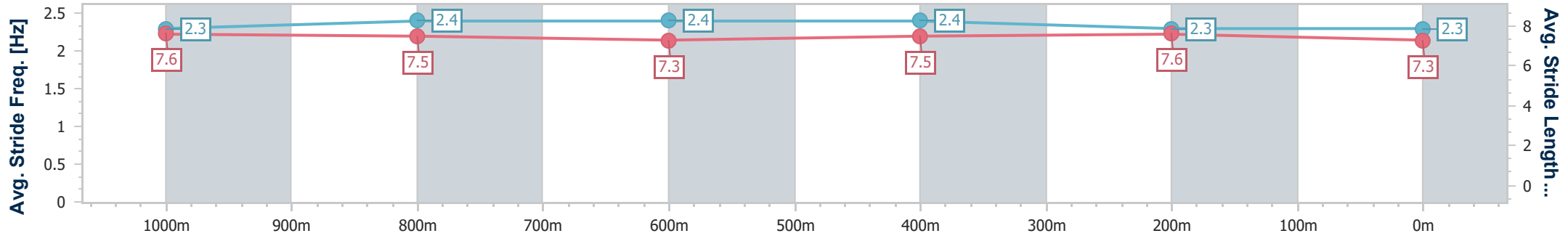
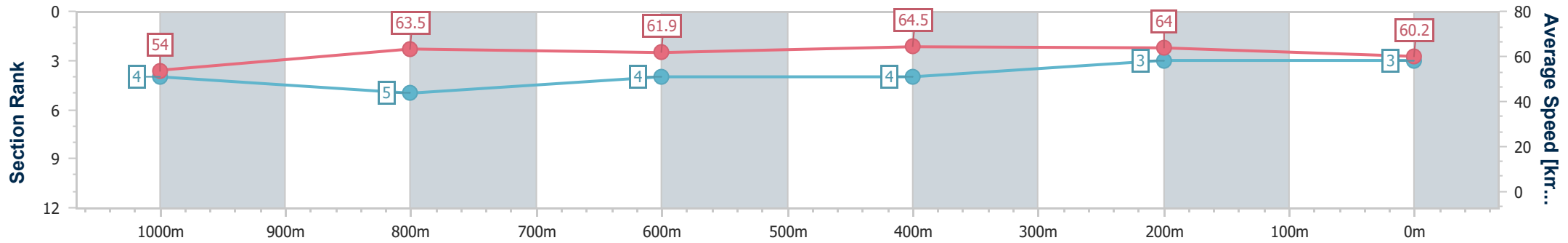


| | |
|--------------------------------|----------------|
| Horse/Jockey Name | Tour De Field |
| Final Rank | 3 |
| Fastest Section Time (Section) | 0:11.17 (600m) |
| Top Speed [km/h] (Section) | 66.2 (1000m) |
| Race State | Finished |

Rockhampton QLD Professional
 Race 5: GET YOUR CAP YEARLING SALE CALCUTTA TICKETS
 Maiden Plate - 1200m
 24 February 2024 - 15:17

Track Rating: Good 4, Weather: Fine, Rail Position: True

| Section | Overall | 1000m | 800m | 600m | 400m | 200m |
|------------------------|--------------------------|--------------------------|--------------------------|--------------------------|--------------------------|--------------------------|
| Section Times | 1:10.73 [3] (0:13.35) | 0:57.38 [4] (0:11.27) | 0:46.11 [5] (0:11.73) | 0:34.38 [4] (0:11.17) | 0:23.21 [4] (0:11.24) | 0:11.97 [3] (0:11.97) |
| Average Speed [km/h] | 54.0 | 63.5 | 61.9 | 64.5 | 64.0 | 60.2 |
| Top Speed [km/h] | 65.6 | 66.2 | 63.9 | 65.5 | 65.7 | 63.0 |
| Avg. Dist. to Rail [m] | 1.3 | 1.0 | 1.1 | 2.4 | 2.9 | 2.6 |
| Avg. Stride Freq. [Hz] | 2.3 | 2.4 | 2.4 | 2.4 | 2.3 | 2.3 |
| Avg. Stride Length [m] | 7.6 | 7.5 | 7.3 | 7.5 | 7.6 | 7.3 |



- [] Ranking at each section and finish
- .-.- No data available at this section
- NA No data available

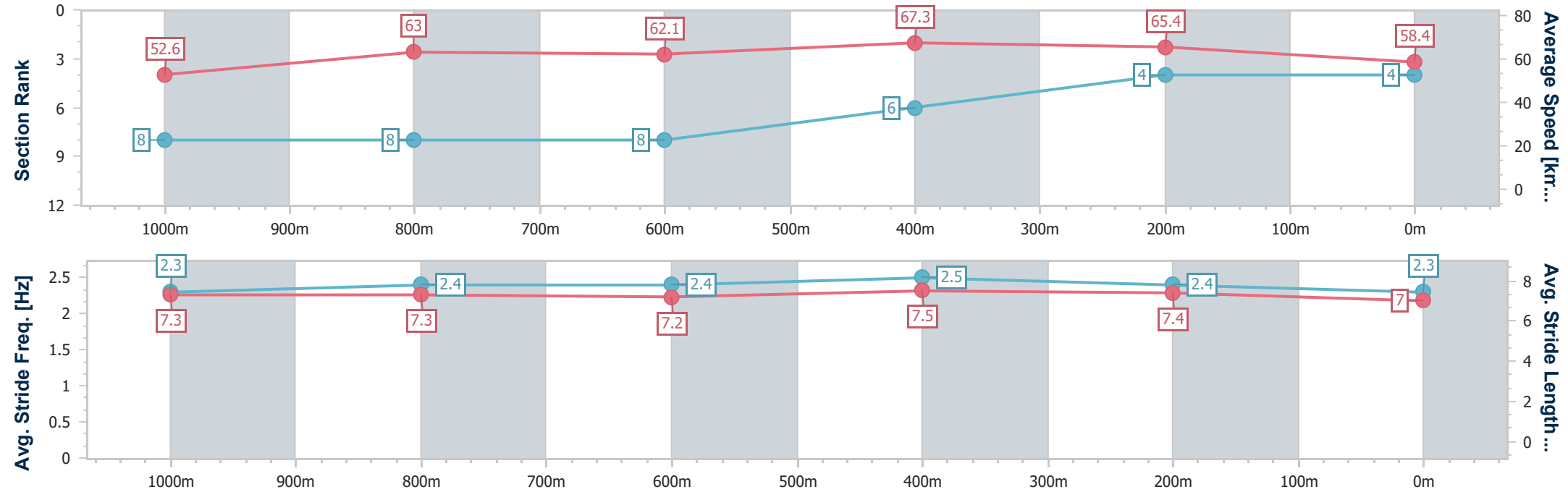


| | |
|--------------------------------|-------------------|
| Horse/Jockey Name | Divine Kamehalani |
| Final Rank | 4 |
| Fastest Section Time (Section) | 0:10.72 (600m) |
| Top Speed [km/h] (Section) | 68.1 (600m) |
| Race State | Finished |

Rockhampton QLD Professional
 Race 5: GET YOUR CAP YEARLING SALE CALCUTTA TICKETS
 Maiden Plate - 1200m
 24 February 2024 - 15:17

Track Rating: Good 4, Weather: Fine, Rail Position: True

| Section | Overall | 1000m | 800m | 600m | 400m | 200m |
|------------------------|--------------------------|--------------------------|--------------------------|--------------------------|--------------------------|--------------------------|
| Section Times | 1:11.08 [4] (0:13.71) | 0:57.37 [8] (0:11.42) | 0:45.95 [8] (0:11.90) | 0:34.05 [8] (0:10.72) | 0:23.33 [6] (0:11.01) | 0:12.32 [4] (0:12.32) |
| Average Speed [km/h] | 52.6 | 63.0 | 62.1 | 67.3 | 65.4 | 58.4 |
| Top Speed [km/h] | 63.1 | 65.5 | 64.9 | 68.1 | 67.6 | 63.3 |
| Avg. Dist. to Rail [m] | 2.2 | 0.4 | 2.9 | 5.8 | 5.4 | 5.1 |
| Avg. Stride Freq. [Hz] | 2.3 | 2.4 | 2.4 | 2.5 | 2.4 | 2.3 |
| Avg. Stride Length [m] | 7.3 | 7.3 | 7.2 | 7.5 | 7.4 | 7.0 |



- [] Ranking at each section and finish
- .-.-.- No data available at this section
- NA No data available

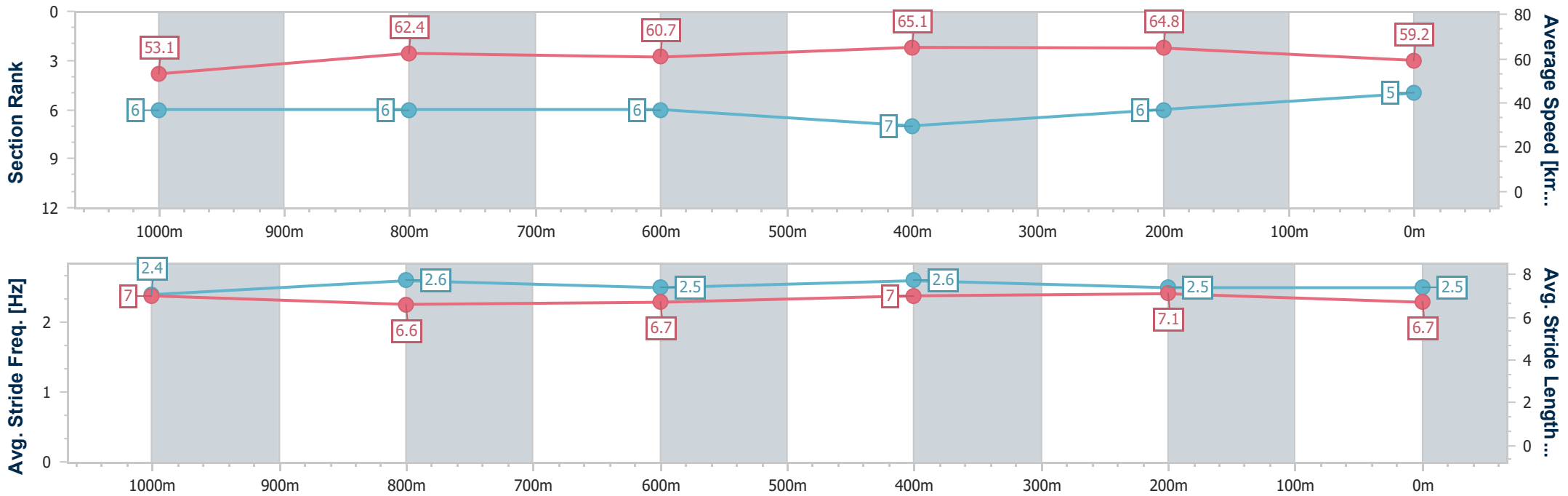


| | |
|--------------------------------|-----------------|
| Horse/Jockey Name | Ready To Groove |
| Final Rank | 5 |
| Fastest Section Time (Section) | 0:11.05 (600m) |
| Top Speed [km/h] (Section) | 66.5 (600m) |
| Race State | Finished |

Rockhampton QLD Professional
 Race 5: GET YOUR CAP YEARLING SALE CALCUTTA TICKETS
 Maiden Plate - 1200m
 24 February 2024 - 15:17

Track Rating: Good 4, Weather: Fine, Rail Position: True

| Section | Overall | 1000m | 800m | 600m | 400m | 200m |
|------------------------|--------------------------|--------------------------|--------------------------|--------------------------|--------------------------|--------------------------|
| Section Times | 1:11.09 [5] (0:13.57) | 0:57.52 [6] (0:11.42) | 0:46.10 [6] (0:11.78) | 0:34.32 [6] (0:11.05) | 0:23.27 [7] (0:11.13) | 0:12.14 [6] (0:12.14) |
| Average Speed [km/h] | 53.1 | 62.4 | 60.7 | 65.1 | 64.8 | 59.2 |
| Top Speed [km/h] | 62.4 | 65.9 | 62.2 | 66.5 | 66.4 | 63.2 |
| Avg. Dist. to Rail [m] | 0.6 | 1.7 | 1.5 | 1.5 | 2.2 | 1.6 |
| Avg. Stride Freq. [Hz] | 2.4 | 2.6 | 2.5 | 2.6 | 2.5 | 2.5 |
| Avg. Stride Length [m] | 7.0 | 6.6 | 6.7 | 7.0 | 7.1 | 6.7 |



- [] Ranking at each section and finish
- .-.- No data available at this section
- NA No data available

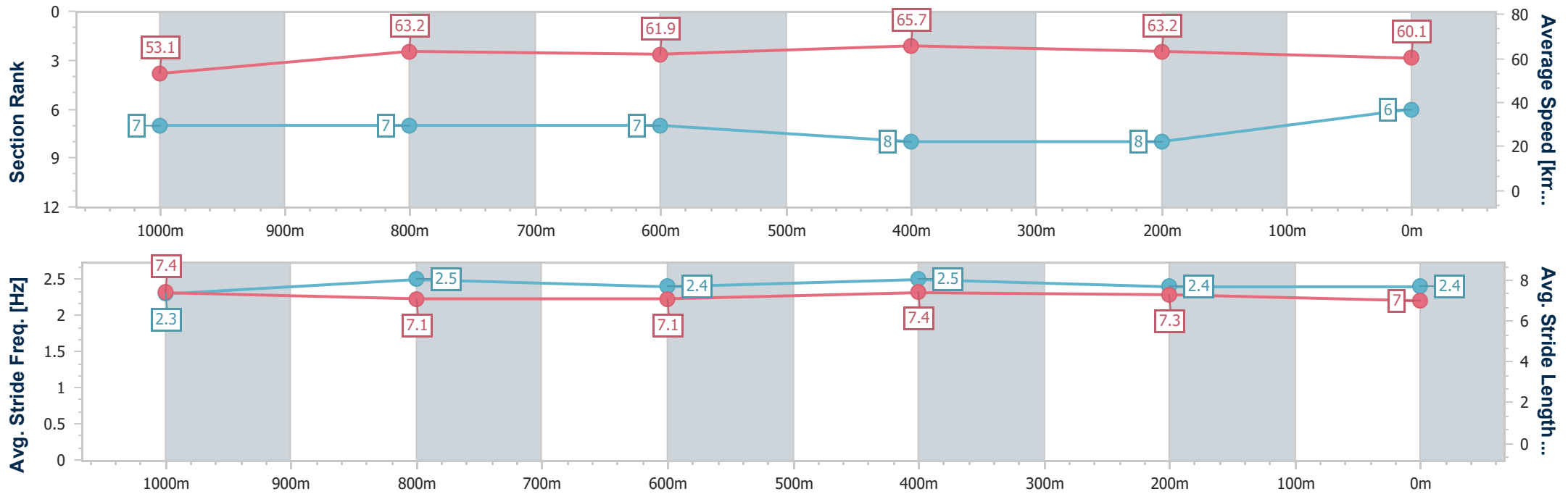


| | |
|--------------------------------|----------------|
| Horse/Jockey Name | Young Henry |
| Final Rank | 6 |
| Fastest Section Time (Section) | 0:10.96 (600m) |
| Top Speed [km/h] (Section) | 66.7 (600m) |
| Race State | Finished |

Rockhampton QLD Professional
 Race 5: GET YOUR CAP YEARLING SALE CALCUTTA TICKETS
 Maiden Plate - 1200m
 24 February 2024 - 15:17

Track Rating: Good 4, Weather: Fine, Rail Position: True

| Section | Overall | 1000m | 800m | 600m | 400m | 200m |
|------------------------|--------------------------|--------------------------|--------------------------|--------------------------|--------------------------|--------------------------|
| Section Times | 1:11.22 [6] (0:13.58) | 0:57.64 [7] (0:11.41) | 0:46.23 [7] (0:11.88) | 0:34.35 [7] (0:10.96) | 0:23.39 [8] (0:11.40) | 0:11.99 [8] (0:11.99) |
| Average Speed [km/h] | 53.1 | 63.2 | 61.9 | 65.7 | 63.2 | 60.1 |
| Top Speed [km/h] | 64.3 | 65.3 | 63.4 | 66.7 | 66.5 | 63.1 |
| Avg. Dist. to Rail [m] | 1.8 | 0.5 | 2.6 | 3.7 | 5.1 | 5.9 |
| Avg. Stride Freq. [Hz] | 2.3 | 2.5 | 2.4 | 2.5 | 2.4 | 2.4 |
| Avg. Stride Length [m] | 7.4 | 7.1 | 7.1 | 7.4 | 7.3 | 7.0 |



- [] Ranking at each section and finish
- .-.- No data available at this section
- NA No data available

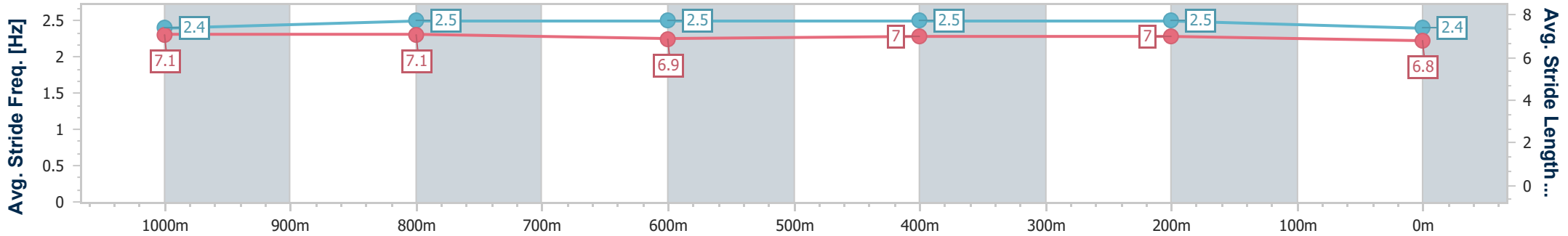
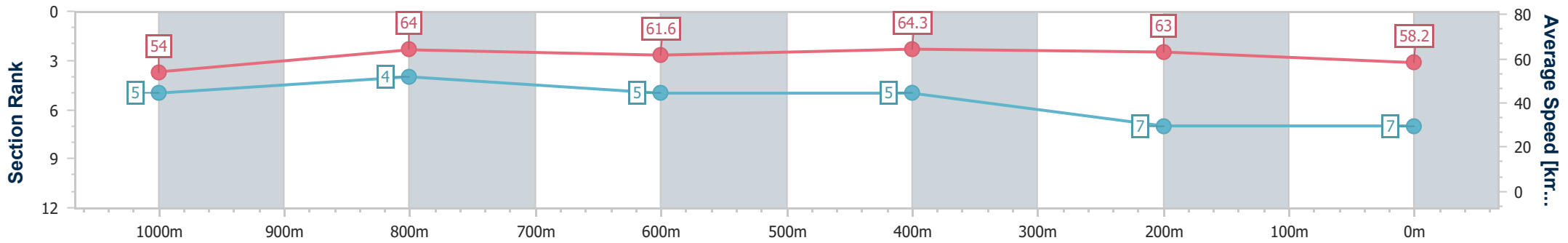


| | |
|--------------------------------|-----------------|
| Horse/Jockey Name | Super Rooster |
| Final Rank | 7 |
| Fastest Section Time (Section) | 0:11.20 (1000m) |
| Top Speed [km/h] (Section) | 66.7 (Overall) |
| Race State | Finished |

Rockhampton QLD Professional
 Race 5: GET YOUR CAP YEARLING SALE CALCUTTA TICKETS
 Maiden Plate - 1200m
 24 February 2024 - 15:17

Track Rating: Good 4, Weather: Fine, Rail Position: True

| Section | Overall | 1000m | 800m | 600m | 400m | 200m |
|------------------------|--------------------------|--------------------------|--------------------------|--------------------------|--------------------------|--------------------------|
| Section Times | 1:11.40 [7] (0:13.40) | 0:58.00 [5] (0:11.20) | 0:46.80 [4] (0:11.80) | 0:35.00 [5] (0:11.20) | 0:23.80 [5] (0:11.44) | 0:12.36 [7] (0:12.36) |
| Average Speed [km/h] | 54.0 | 64.0 | 61.6 | 64.3 | 63.0 | 58.2 |
| Top Speed [km/h] | 66.7 | 66.3 | 62.3 | 65.9 | 66.1 | 61.5 |
| Avg. Dist. to Rail [m] | 3.2 | 0.8 | 1.3 | 2.9 | 4.0 | 6.6 |
| Avg. Stride Freq. [Hz] | 2.4 | 2.5 | 2.5 | 2.5 | 2.5 | 2.4 |
| Avg. Stride Length [m] | 7.1 | 7.1 | 6.9 | 7.0 | 7.0 | 6.8 |



- [] Ranking at each section and finish
- .-.- No data available at this section
- NA No data available

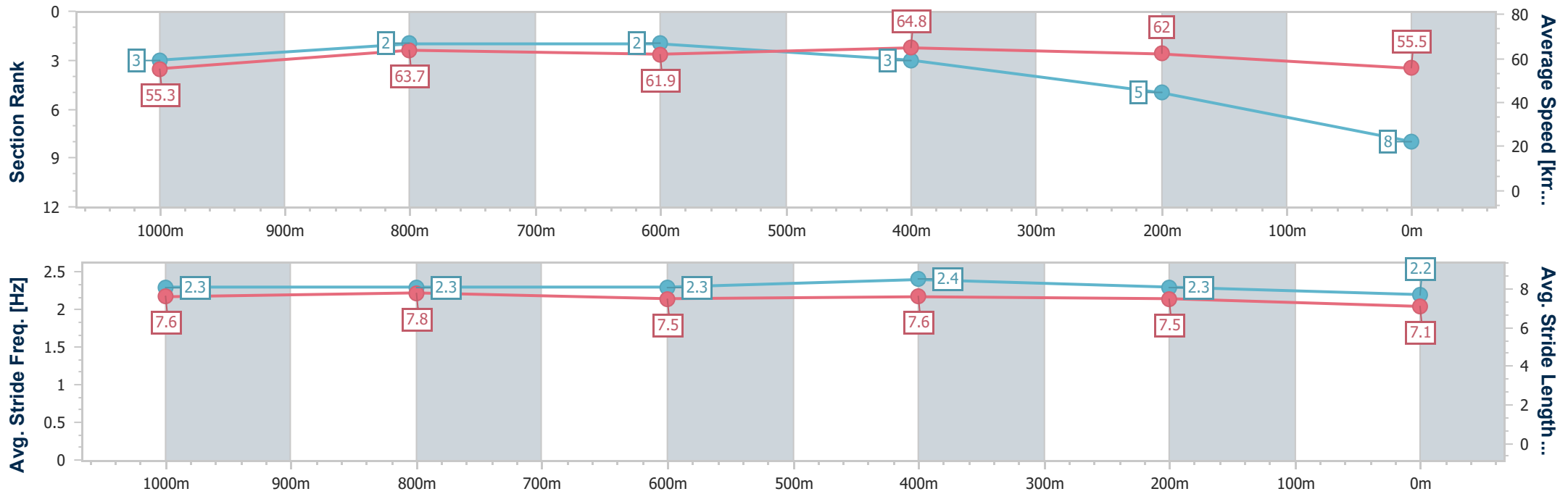


| | |
|--------------------------------|----------------|
| Horse/Jockey Name | Fulmen |
| Final Rank | 8 |
| Fastest Section Time (Section) | 0:11.15 (600m) |
| Top Speed [km/h] (Section) | 67.1 (Overall) |
| Race State | Finished |

Rockhampton QLD Professional
 Race 5: GET YOUR CAP YEARLING SALE CALCUTTA TICKETS
 Maiden Plate - 1200m
 24 February 2024 - 15:17

Track Rating: Good 4, Weather: Fine, Rail Position: True

| Section | Overall | 1000m | 800m | 600m | 400m | 200m |
|------------------------|--------------------------|--------------------------|--------------------------|--------------------------|--------------------------|--------------------------|
| Section Times | 1:11.72 [8] (0:13.04) | 0:58.68 [3] (0:11.25) | 0:47.43 [2] (0:11.72) | 0:35.71 [2] (0:11.15) | 0:24.56 [3] (0:11.61) | 0:12.95 [5] (0:12.95) |
| Average Speed [km/h] | 55.3 | 63.7 | 61.9 | 64.8 | 62.0 | 55.5 |
| Top Speed [km/h] | 67.1 | 66.6 | 63.2 | 65.6 | 64.8 | 59.8 |
| Avg. Dist. to Rail [m] | 3.5 | 0.5 | 1.3 | 2.8 | 3.6 | 4.1 |
| Avg. Stride Freq. [Hz] | 2.3 | 2.3 | 2.3 | 2.4 | 2.3 | 2.2 |
| Avg. Stride Length [m] | 7.6 | 7.8 | 7.5 | 7.6 | 7.5 | 7.1 |



Rockhampton QLD Professional
Race 6: 16 MARCH ST PATRICK'S DAY RACES RATINGS BAND 0 - 55
Handicap - 1100m
24 February 2024 - 15:53

Track Rating: Good 4, Weather: Fine, Rail Position: True

| Section | | Overall | | | | | | | | | | | Last 600m | |
|-------------|-----|---------------------------|---------|------------------|-----------------|-------------|-------------|-------------|-------------|-------------|-------------|---------|-----------|------------------------|
| Field Times | | 1:03.02 | | | | | | | | | | | 0:33.57 | |
| | | (0:07.23) | | | | | | | | | | | | |
| | | 1000m | | | | | | | | | | | | |
| | | 0:55.79 | | | | | | | | | | | | |
| | | (0:10.91) | | | | | | | | | | | | |
| | | 800m | | | | | | | | | | | | |
| | | 0:44.88 | | | | | | | | | | | | |
| | | (0:11.31) | | | | | | | | | | | | |
| | | 600m | | | | | | | | | | | | |
| | | 0:33.57 | | | | | | | | | | | | |
| | | (0:10.95) | | | | | | | | | | | | |
| | | 400m | | | | | | | | | | | | |
| | | 0:22.62 | | | | | | | | | | | | |
| | | (0:10.92) | | | | | | | | | | | | |
| | | 200m | | | | | | | | | | | | |
| | | 0:11.70 | | | | | | | | | | | | |
| | | (0:11.70) | | | | | | | | | | | | |
| Rank | TAB | Horse/Jockey | Barrier | Top Speed [km/h] | Fastest Section | Overall | 1000m | 800m | 600m | 400m | 200m | Margin | Last 600m | Distance Travelled [m] |
| 1 | 1 | DOUBTING EYE | 1 | 68.9 | 0:07.33 | 1:03.02 [1] | 0:55.69 [4] | 0:44.88 [1] | 0:33.57 [1] | 0:22.62 [1] | 0:11.70 [1] | 1:03.02 | 0:33.57 | |
| | | Warwick Satherley | | 600m | Overall | (0:07.33) | (0:10.81) | (0:11.31) | (0:10.95) | (0:10.92) | (0:11.70) | | | |
| 2 | 9 | SHEEZALITTLETORQUE | 4 | 67.8 | 0:07.71 | 1:03.79 [2] | 0:56.08 [8] | 0:44.92 [8] | 0:33.63 [8] | 0:22.81 [6] | 0:11.89 [3] | 4.49L | 0:33.63 | -3 |
| | | Ashley Butler | | 600m | Overall | (0:07.71) | (0:11.16) | (0:11.29) | (0:10.82) | (0:10.92) | (0:11.89) | | | |
| 3 | 7 | PARA PARK CHANCE | 6 | 67.1 | 0:07.32 | 1:03.90 [3] | 0:56.58 [3] | 0:45.50 [3] | 0:33.99 [4] | 0:23.08 [3] | 0:11.99 [4] | 5.18L | 0:33.99 | +3 |
| | | Adam Sewell | | 600m | Overall | (0:07.32) | (0:11.08) | (0:11.51) | (0:10.91) | (0:11.09) | (0:11.99) | | | |
| 4 | 4 | GILBERT'S GOLD | 7 | 66.8 | 0:07.49 | 1:04.02 [4] | 0:56.53 [7] | 0:45.58 [4] | 0:34.21 [3] | 0:23.17 [5] | 0:12.00 [7] | 5.85L | 0:34.21 | +2 |
| | | Chris McIver | | 1000m | Overall | (0:07.49) | (0:10.95) | (0:11.37) | (0:11.04) | (0:11.17) | (0:12.00) | | | |
| 5 | 2 | TAKERU | 8 | 69.2 | 0:07.31 | 1:04.07 [5] | 0:56.76 [2] | 0:45.40 [7] | 0:33.91 [7] | 0:23.23 [4] | 0:12.14 [5] | 6.17L | 0:33.91 | +3 |
| | | Chris Whiteley | | 600m | Overall | (0:07.31) | (0:11.36) | (0:11.49) | (0:10.68) | (0:11.09) | (0:12.14) | | | |
| 6 | 6 | BORNEES LAD | 3 | 67.4 | 0:07.23 | 1:04.17 [6] | 0:56.94 [1] | 0:45.95 [2] | 0:34.44 [2] | 0:23.44 [2] | 0:12.33 [2] | 6.76L | 0:34.44 | +2 |
| | | Brooke Johnson | | 1000m | Overall | (0:07.23) | (0:10.99) | (0:11.51) | (0:11.00) | (0:11.11) | (0:12.33) | | | |
| 7 | 5 | AFROGINASOCK | 5 | 68.0 | 0:07.82 | 1:04.19 [7] | 0:56.37 [9] | 0:45.23 [9] | 0:34.02 [9] | 0:23.17 [8] | 0:12.18 [6] | 6.85L | 0:34.02 | +2 |
| | | Adrian Layt | | 600m | Overall | (0:07.82) | (0:11.14) | (0:11.21) | (0:10.85) | (0:10.99) | (0:12.18) | | | |
| 8 | 10 | AZURE DE LAGO | 2 | 66.2 | 0:07.47 | 1:04.42 [8] | 0:56.95 [6] | 0:45.87 [6] | 0:34.45 [5] | 0:23.27 [9] | 0:12.03 [8] | 8.19L | 0:34.45 | -1 |
| | | Tasha Chambers | | 1000m | Overall | (0:07.47) | (0:11.08) | (0:11.42) | (0:11.18) | (0:11.24) | (0:12.03) | | | |
| 9 | 8 | PRUDISH | 9 | 68.6 | 0:07.46 | 1:05.65 [9] | 0:58.19 [5] | 0:47.12 [5] | 0:35.65 [6] | 0:24.65 [7] | 0:13.14 [9] | 15.48L | 0:35.65 | +5 |
| | | Heidi Gillie | | 1000m | Overall | (0:07.46) | (0:11.07) | (0:11.47) | (0:11.00) | (0:11.51) | (0:13.14) | | | |

Scratched: Airit (#3)

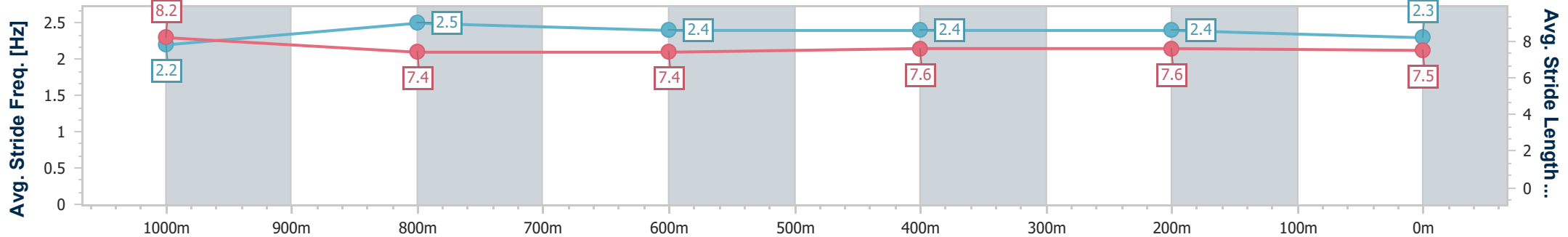
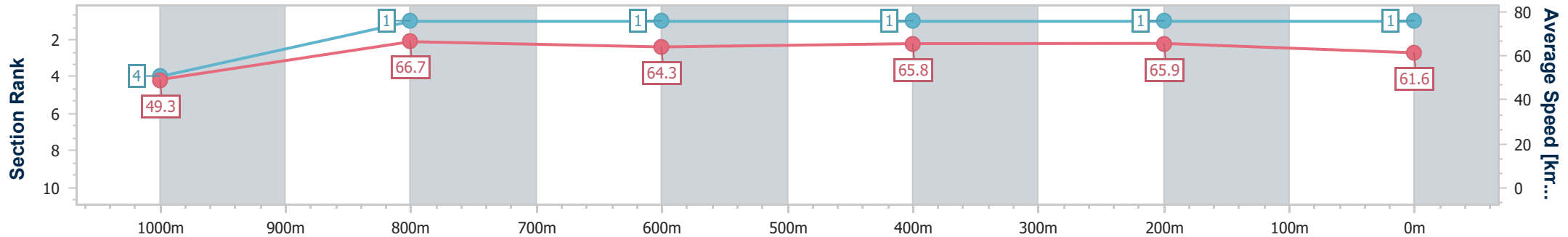


| | |
|--------------------------------|-------------------|
| Horse/Jockey Name | Doubling Eye |
| Final Rank | 1 |
| Fastest Section Time (Section) | 0:07.33 (Overall) |
| Top Speed [km/h] (Section) | 68.9 (600m) |
| Race State | Finished |

Rockhampton QLD Professional
 Race 6: 16 MARCH ST PATRICK'S DAY RACES RATINGS BAND
 0 - 55 Handicap - 1100m
 24 February 2024 - 15:53

Track Rating: Good 4, Weather: Fine, Rail Position: True

| Section | Overall | 1000m | 800m | 600m | 400m | 200m |
|------------------------|--------------------------|--------------------------|--------------------------|--------------------------|--------------------------|--------------------------|
| Section Times | 1:03.02 [1] (0:07.33) | 0:55.69 [4] (0:10.81) | 0:44.88 [1] (0:11.31) | 0:33.57 [1] (0:10.95) | 0:22.62 [1] (0:10.92) | 0:11.70 [1] (0:11.70) |
| Average Speed [km/h] | 49.3 | 66.7 | 64.3 | 65.8 | 65.9 | 61.6 |
| Top Speed [km/h] | 64.0 | 67.7 | 66.8 | 68.9 | 67.7 | 64.6 |
| Avg. Dist. to Rail [m] | 2.0 | 0.6 | 1.2 | 2.1 | 2.1 | 2.2 |
| Avg. Stride Freq. [Hz] | 2.2 | 2.5 | 2.4 | 2.4 | 2.4 | 2.3 |
| Avg. Stride Length [m] | 8.2 | 7.4 | 7.4 | 7.6 | 7.6 | 7.5 |



- [] Ranking at each section and finish
- .-.- No data available at this section
- NA No data available

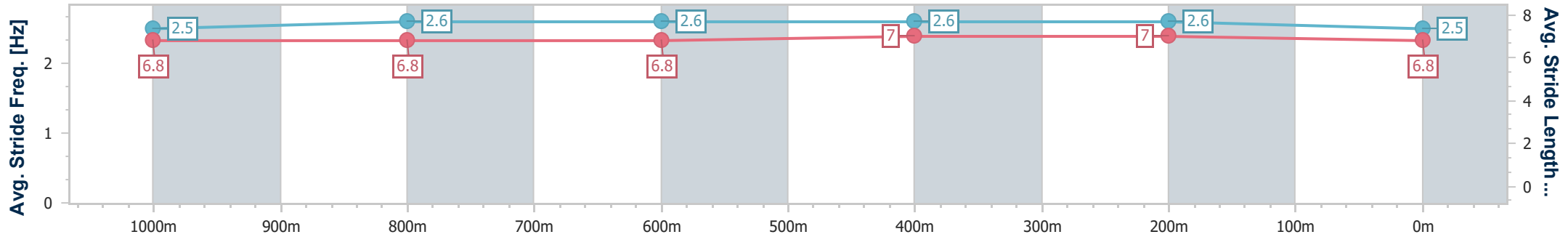
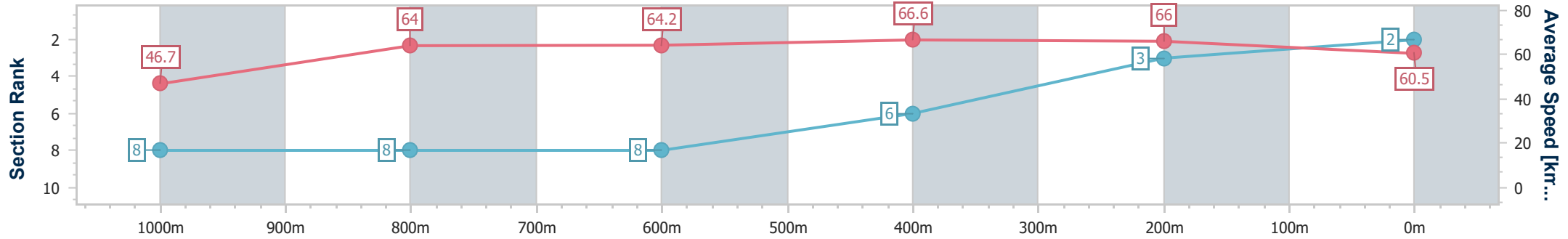


| | |
|--------------------------------|--------------------|
| Horse/Jockey Name | Sheezalittletorque |
| Final Rank | 2 |
| Fastest Section Time (Section) | 0:07.71 (Overall) |
| Top Speed [km/h] (Section) | 67.8 (600m) |
| Race State | Finished |

Rockhampton QLD Professional
 Race 6: 16 MARCH ST PATRICK'S DAY RACES RATINGS BAND
 0 - 55 Handicap - 1100m
 24 February 2024 - 15:53

Track Rating: Good 4, Weather: Fine, Rail Position: True

| Section | Overall | 1000m | 800m | 600m | 400m | 200m |
|------------------------|--------------------------|--------------------------|--------------------------|--------------------------|--------------------------|--------------------------|
| Section Times | 1:03.79 [2] (0:07.71) | 0:56.08 [8] (0:11.16) | 0:44.92 [8] (0:11.29) | 0:33.63 [8] (0:10.82) | 0:22.81 [6] (0:10.92) | 0:11.89 [3] (0:11.89) |
| Average Speed [km/h] | 46.7 | 64.0 | 64.2 | 66.6 | 66.0 | 60.5 |
| Top Speed [km/h] | 59.0 | 65.8 | 66.0 | 67.8 | 67.6 | 64.5 |
| Avg. Dist. to Rail [m] | 3.7 | 0.9 | 1.2 | 3.4 | 5.6 | 7.3 |
| Avg. Stride Freq. [Hz] | 2.5 | 2.6 | 2.6 | 2.6 | 2.6 | 2.5 |
| Avg. Stride Length [m] | 6.8 | 6.8 | 6.8 | 7.0 | 7.0 | 6.8 |



- [] Ranking at each section and finish
- .-.- No data available at this section
- NA No data available

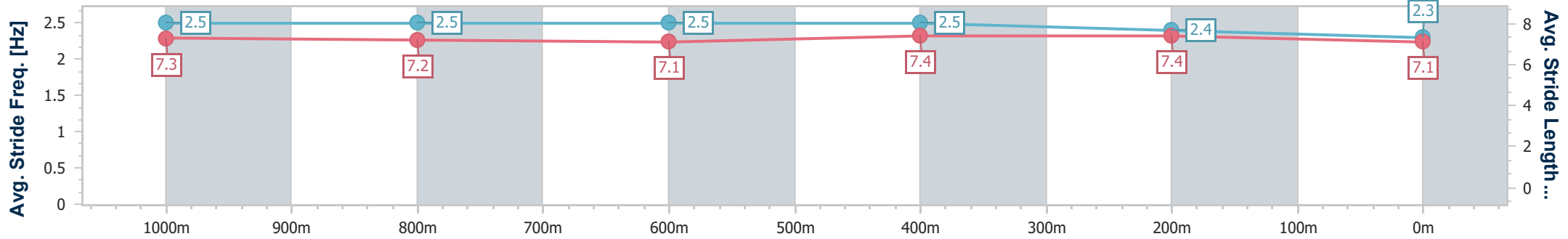
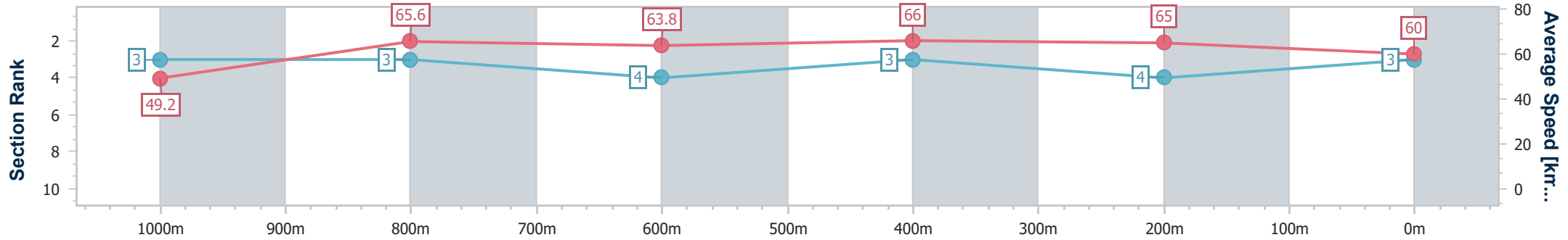


| | |
|--------------------------------|-------------------|
| Horse/Jockey Name | Para Park Chance |
| Final Rank | 3 |
| Fastest Section Time (Section) | 0:07.32 (Overall) |
| Top Speed [km/h] (Section) | 67.1 (600m) |
| Race State | Finished |

Rockhampton QLD Professional
 Race 6: 16 MARCH ST PATRICK'S DAY RACES RATINGS BAND
 0 - 55 Handicap - 1100m
 24 February 2024 - 15:53

Track Rating: Good 4, Weather: Fine, Rail Position: True

| Section | Overall | 1000m | 800m | 600m | 400m | 200m |
|------------------------|--------------------------|--------------------------|--------------------------|--------------------------|--------------------------|--------------------------|
| Section Times | 1:03.90 [3] (0:07.32) | 0:56.58 [3] (0:11.08) | 0:45.50 [3] (0:11.51) | 0:33.99 [4] (0:10.91) | 0:23.08 [3] (0:11.09) | 0:11.99 [4] (0:11.99) |
| Average Speed [km/h] | 49.2 | 65.6 | 63.8 | 66.0 | 65.0 | 60.0 |
| Top Speed [km/h] | 64.0 | 66.6 | 65.8 | 67.1 | 66.1 | 64.0 |
| Avg. Dist. to Rail [m] | 6.4 | 2.3 | 2.3 | 2.4 | 3.3 | 4.5 |
| Avg. Stride Freq. [Hz] | 2.5 | 2.5 | 2.5 | 2.5 | 2.4 | 2.3 |
| Avg. Stride Length [m] | 7.3 | 7.2 | 7.1 | 7.4 | 7.4 | 7.1 |



- [] Ranking at each section and finish
- .-.- No data available at this section
- NA No data available

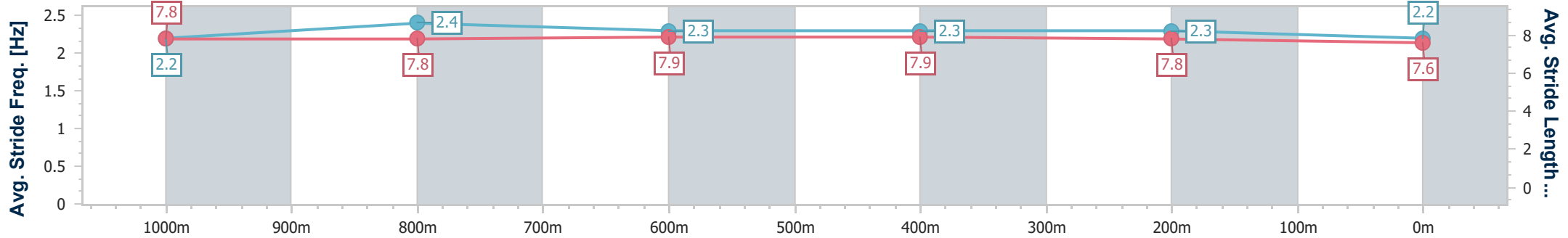
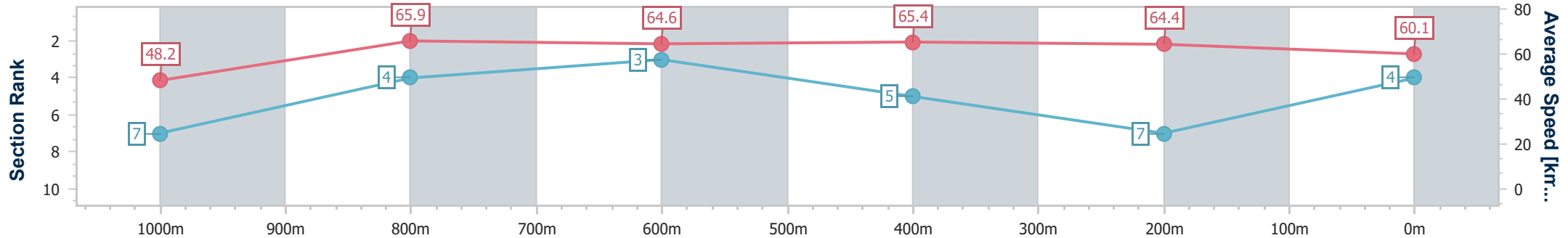


| | |
|--------------------------------|-------------------|
| Horse/Jockey Name | Gilbert's Gold |
| Final Rank | 4 |
| Fastest Section Time (Section) | 0:07.49 (Overall) |
| Top Speed [km/h] (Section) | 66.8 (1000m) |
| Race State | Finished |

Rockhampton QLD Professional
 Race 6: 16 MARCH ST PATRICK'S DAY RACES RATINGS BAND
 0 - 55 Handicap - 1100m
 24 February 2024 - 15:53

Track Rating: Good 4, Weather: Fine, Rail Position: True

| Section | Overall | 1000m | 800m | 600m | 400m | 200m |
|------------------------|--------------------------|--------------------------|--------------------------|--------------------------|--------------------------|--------------------------|
| Section Times | 1:04.02 [4] (0:07.49) | 0:56.53 [7] (0:10.95) | 0:45.58 [4] (0:11.37) | 0:34.21 [3] (0:11.04) | 0:23.17 [5] (0:11.17) | 0:12.00 [7] (0:12.00) |
| Average Speed [km/h] | 48.2 | 65.9 | 64.6 | 65.4 | 64.4 | 60.1 |
| Top Speed [km/h] | 62.9 | 66.8 | 66.5 | 66.6 | 66.1 | 62.9 |
| Avg. Dist. to Rail [m] | 6.8 | 0.9 | 2.6 | 3.2 | 2.4 | 3.3 |
| Avg. Stride Freq. [Hz] | 2.2 | 2.4 | 2.3 | 2.3 | 2.3 | 2.2 |
| Avg. Stride Length [m] | 7.8 | 7.8 | 7.9 | 7.9 | 7.8 | 7.6 |



- [] Ranking at each section and finish
- .-.- No data available at this section
- NA No data available

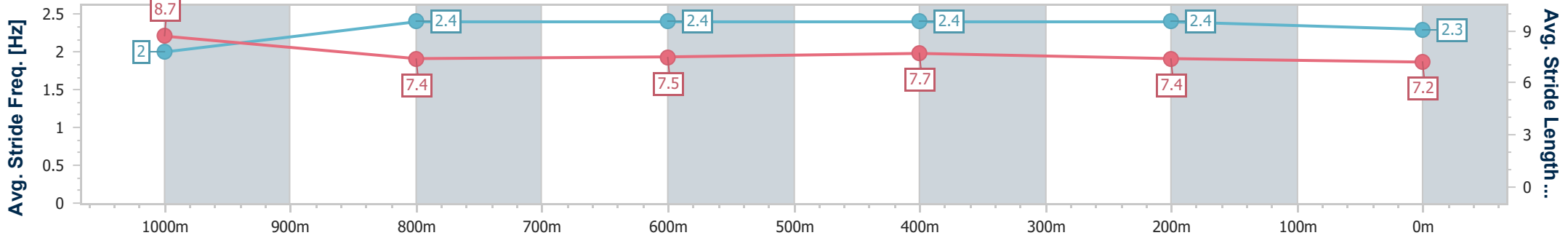
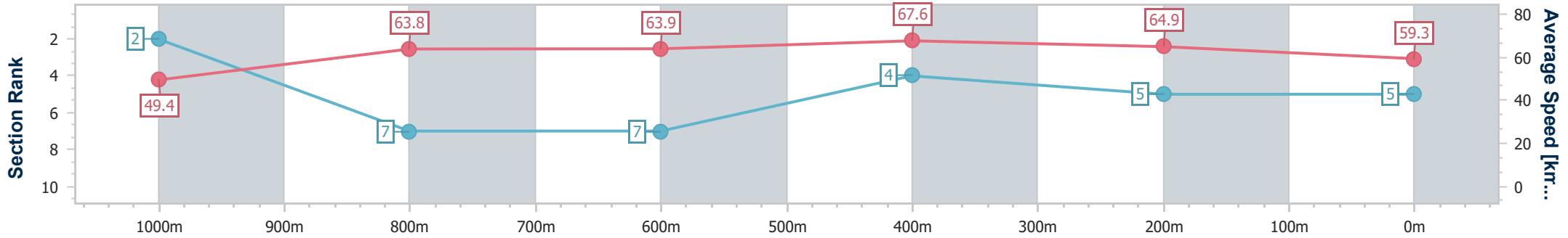


| | |
|--------------------------------|-------------------|
| Horse/Jockey Name | Takeru |
| Final Rank | 5 |
| Fastest Section Time (Section) | 0:07.31 (Overall) |
| Top Speed [km/h] (Section) | 69.2 (600m) |
| Race State | Finished |

Rockhampton QLD Professional
 Race 6: 16 MARCH ST PATRICK'S DAY RACES RATINGS BAND
 0 - 55 Handicap - 1100m
 24 February 2024 - 15:53

Track Rating: Good 4, Weather: Fine, Rail Position: True

| Section | Overall | 1000m | 800m | 600m | 400m | 200m |
|------------------------|--------------------------|--------------------------|--------------------------|--------------------------|--------------------------|--------------------------|
| Section Times | 1:04.07 [5] (0:07.31) | 0:56.76 [2] (0:11.36) | 0:45.40 [7] (0:11.49) | 0:33.91 [7] (0:10.68) | 0:23.23 [4] (0:11.09) | 0:12.14 [5] (0:12.14) |
| Average Speed [km/h] | 49.4 | 63.8 | 63.9 | 67.6 | 64.9 | 59.3 |
| Top Speed [km/h] | 59.7 | 65.6 | 65.1 | 69.2 | 67.0 | 62.2 |
| Avg. Dist. to Rail [m] | 8.7 | 2.2 | 2.4 | 3.6 | 5.7 | 8.4 |
| Avg. Stride Freq. [Hz] | 2.0 | 2.4 | 2.4 | 2.4 | 2.4 | 2.3 |
| Avg. Stride Length [m] | 8.7 | 7.4 | 7.5 | 7.7 | 7.4 | 7.2 |



- [] Ranking at each section and finish
- .-.- No data available at this section
- NA No data available

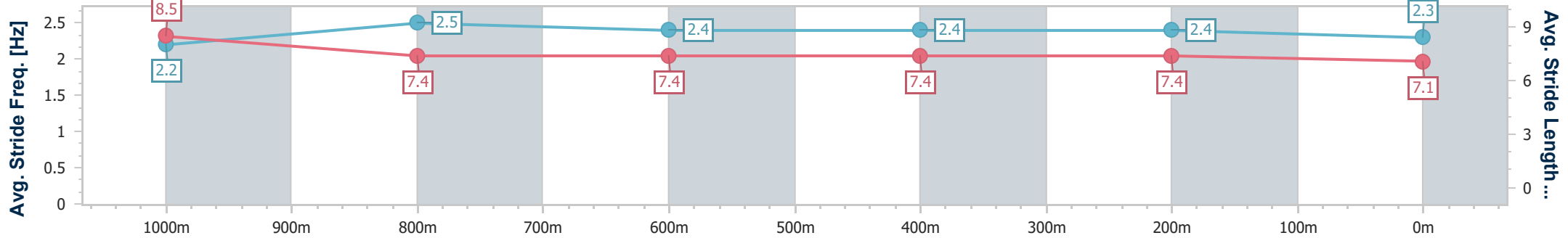
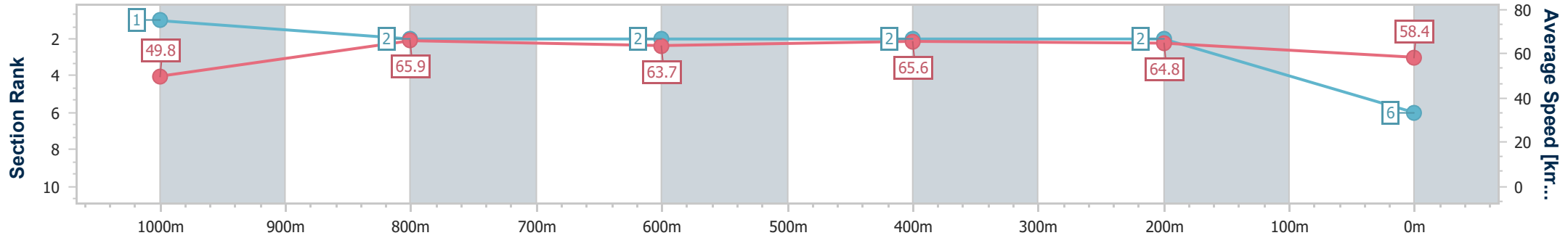


| | |
|--------------------------------|-------------------|
| Horse/Jockey Name | Bornees Lad |
| Final Rank | 6 |
| Fastest Section Time (Section) | 0:07.23 (Overall) |
| Top Speed [km/h] (Section) | 67.4 (1000m) |
| Race State | Finished |

Rockhampton QLD Professional
 Race 6: 16 MARCH ST PATRICK'S DAY RACES RATINGS BAND
 0 - 55 Handicap - 1100m
 24 February 2024 - 15:53

Track Rating: Good 4, Weather: Fine, Rail Position: True

| Section | Overall | 1000m | 800m | 600m | 400m | 200m |
|------------------------|--------------------------|--------------------------|--------------------------|--------------------------|--------------------------|--------------------------|
| Section Times | 1:04.17 [6] (0:07.23) | 0:56.94 [1] (0:10.99) | 0:45.95 [2] (0:11.51) | 0:34.44 [2] (0:11.00) | 0:23.44 [2] (0:11.11) | 0:12.33 [2] (0:12.33) |
| Average Speed [km/h] | 49.8 | 65.9 | 63.7 | 65.6 | 64.8 | 58.4 |
| Top Speed [km/h] | 64.2 | 67.4 | 65.6 | 67.2 | 67.1 | 62.5 |
| Avg. Dist. to Rail [m] | 4.0 | 1.1 | 2.2 | 3.0 | 3.0 | 3.3 |
| Avg. Stride Freq. [Hz] | 2.2 | 2.5 | 2.4 | 2.4 | 2.4 | 2.3 |
| Avg. Stride Length [m] | 8.5 | 7.4 | 7.4 | 7.4 | 7.4 | 7.1 |



- [] Ranking at each section and finish
- .-.- No data available at this section
- NA No data available

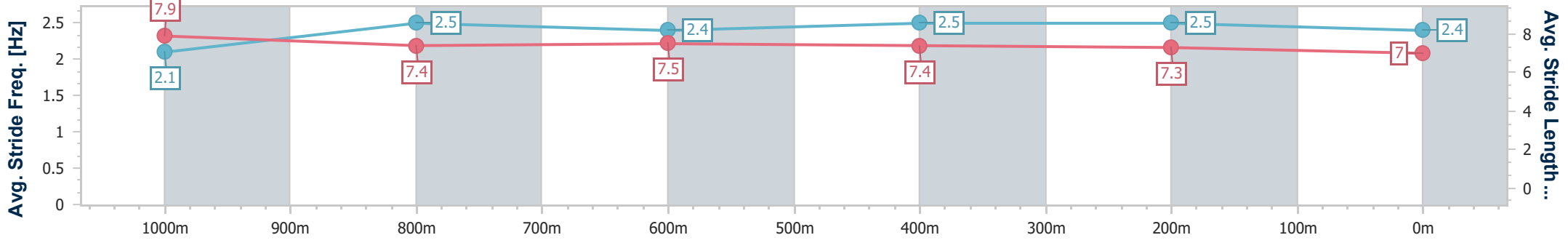
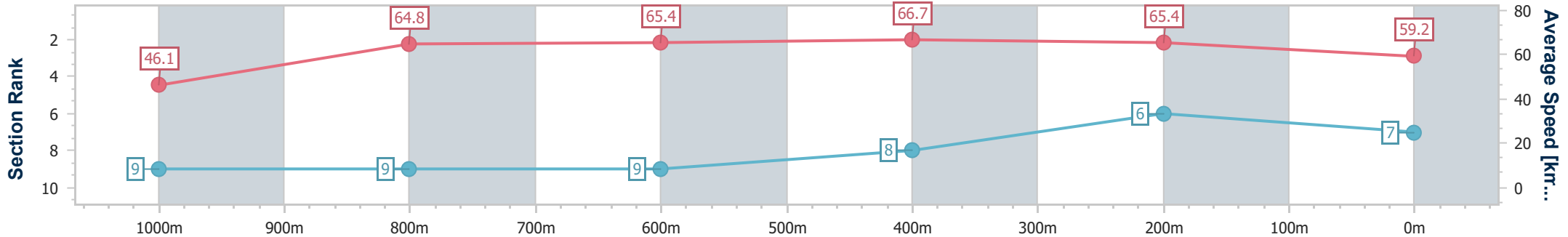


| | |
|--------------------------------|-------------------|
| Horse/Jockey Name | Afroginasock |
| Final Rank | 7 |
| Fastest Section Time (Section) | 0:07.82 (Overall) |
| Top Speed [km/h] (Section) | 68.0 (600m) |
| Race State | Finished |

Rockhampton QLD Professional
 Race 6: 16 MARCH ST PATRICK'S DAY RACES RATINGS BAND
 0 - 55 Handicap - 1100m
 24 February 2024 - 15:53

Track Rating: Good 4, Weather: Fine, Rail Position: True

| Section | Overall | 1000m | 800m | 600m | 400m | 200m |
|------------------------|--------------------------|--------------------------|--------------------------|--------------------------|--------------------------|--------------------------|
| Section Times | 1:04.19 [7] (0:07.82) | 0:56.37 [9] (0:11.14) | 0:45.23 [9] (0:11.21) | 0:34.02 [9] (0:10.85) | 0:23.17 [8] (0:10.99) | 0:12.18 [6] (0:12.18) |
| Average Speed [km/h] | 46.1 | 64.8 | 65.4 | 66.7 | 65.4 | 59.2 |
| Top Speed [km/h] | 59.5 | 66.8 | 67.1 | 68.0 | 66.9 | 63.3 |
| Avg. Dist. to Rail [m] | 4.9 | 1.1 | 2.2 | 7.8 | 12.6 | 11.7 |
| Avg. Stride Freq. [Hz] | 2.1 | 2.5 | 2.4 | 2.5 | 2.5 | 2.4 |
| Avg. Stride Length [m] | 7.9 | 7.4 | 7.5 | 7.4 | 7.3 | 7.0 |



- [] Ranking at each section and finish
- .-.- No data available at this section
- NA No data available

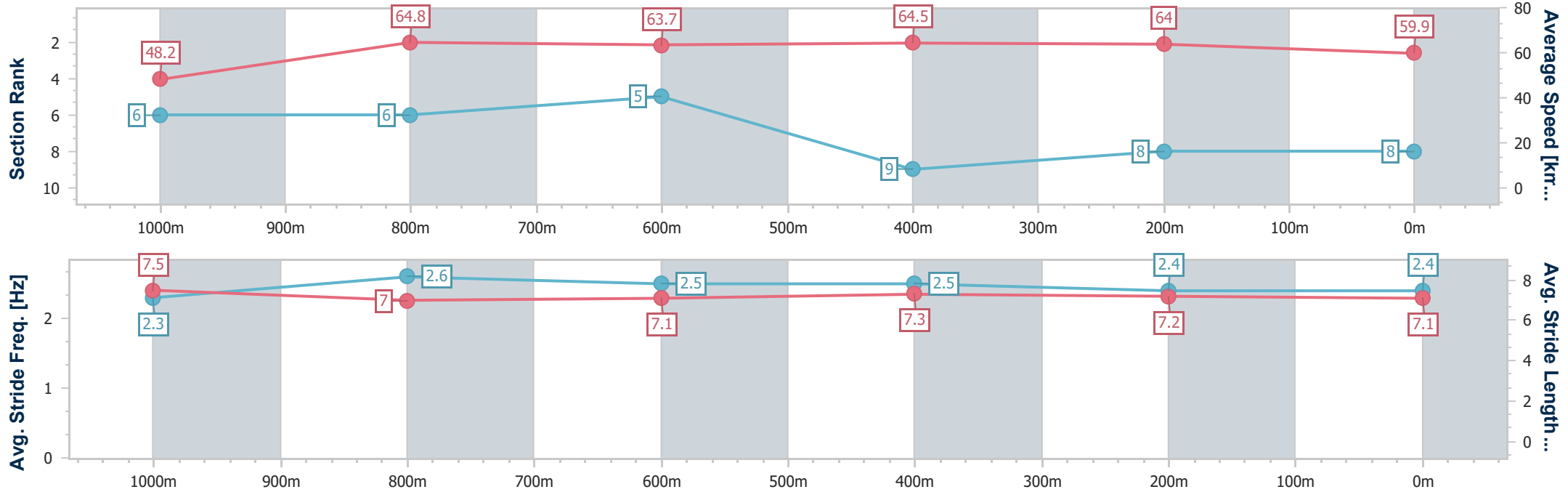


| | |
|--------------------------------|-------------------|
| Horse/Jockey Name | Azure De Lago |
| Final Rank | 8 |
| Fastest Section Time (Section) | 0:07.47 (Overall) |
| Top Speed [km/h] (Section) | 66.2 (1000m) |
| Race State | Finished |

Rockhampton QLD Professional
 Race 6: 16 MARCH ST PATRICK'S DAY RACES RATINGS BAND
 0 - 55 Handicap - 1100m
 24 February 2024 - 15:53

Track Rating: Good 4, Weather: Fine, Rail Position: True

| Section | Overall | 1000m | 800m | 600m | 400m | 200m |
|------------------------|--------------------------|--------------------------|--------------------------|--------------------------|--------------------------|--------------------------|
| Section Times | 1:04.42 [8] (0:07.47) | 0:56.95 [6] (0:11.08) | 0:45.87 [6] (0:11.42) | 0:34.45 [5] (0:11.18) | 0:23.27 [9] (0:11.24) | 0:12.03 [8] (0:12.03) |
| Average Speed [km/h] | 48.2 | 64.8 | 63.7 | 64.5 | 64.0 | 59.9 |
| Top Speed [km/h] | 61.9 | 66.2 | 64.6 | 65.5 | 64.9 | 62.9 |
| Avg. Dist. to Rail [m] | 2.4 | 0.6 | 1.4 | 2.1 | 3.5 | 2.9 |
| Avg. Stride Freq. [Hz] | 2.3 | 2.6 | 2.5 | 2.5 | 2.4 | 2.4 |
| Avg. Stride Length [m] | 7.5 | 7.0 | 7.1 | 7.3 | 7.2 | 7.1 |



- [] Ranking at each section and finish
- .-.- No data available at this section
- NA No data available

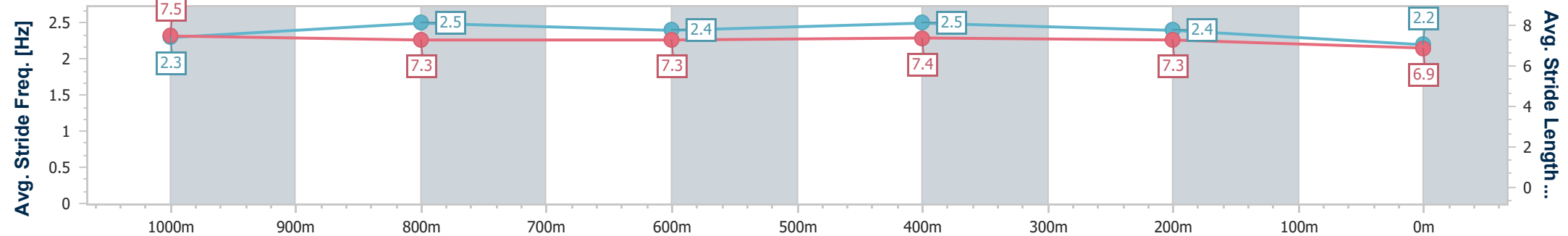
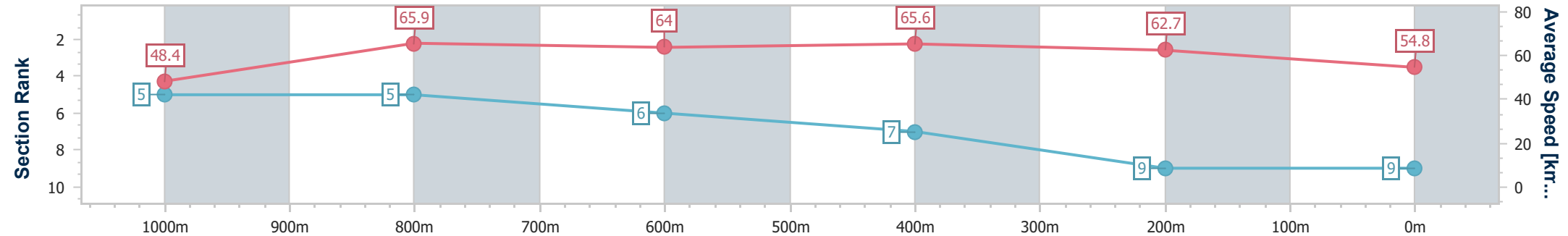


| | |
|--------------------------------|-------------------|
| Horse/Jockey Name | Prudish |
| Final Rank | 9 |
| Fastest Section Time (Section) | 0:07.46 (Overall) |
| Top Speed [km/h] (Section) | 68.6 (1000m) |
| Race State | Finished |

Rockhampton QLD Professional
 Race 6: 16 MARCH ST PATRICK'S DAY RACES RATINGS BAND
 0 - 55 Handicap - 1100m
 24 February 2024 - 15:53

Track Rating: Good 4, Weather: Fine, Rail Position: True

| Section | Overall | 1000m | 800m | 600m | 400m | 200m |
|------------------------|--------------------------|--------------------------|--------------------------|--------------------------|--------------------------|--------------------------|
| Section Times | 1:05.65 [9] (0:07.46) | 0:58.19 [5] (0:11.07) | 0:47.12 [5] (0:11.47) | 0:35.65 [6] (0:11.00) | 0:24.65 [7] (0:11.51) | 0:13.14 [9] (0:13.14) |
| Average Speed [km/h] | 48.4 | 65.9 | 64.0 | 65.6 | 62.7 | 54.8 |
| Top Speed [km/h] | 64.8 | 68.6 | 65.4 | 66.2 | 65.8 | 59.2 |
| Avg. Dist. to Rail [m] | 10.1 | 3.5 | 2.3 | 5.3 | 8.0 | 10.4 |
| Avg. Stride Freq. [Hz] | 2.3 | 2.5 | 2.4 | 2.5 | 2.4 | 2.2 |
| Avg. Stride Length [m] | 7.5 | 7.3 | 7.3 | 7.4 | 7.3 | 6.9 |



- [] Ranking at each section and finish
- .-.- No data available at this section
- NA No data available