



Doomben QLD Professional
Race 10: XXXX OPEN Handicap - 1615m
24 February 2024 - 17:52



BRISBANE
RACING CLUB

Track Rating: Good 4, Weather: Overcast, Rail Position: +2.5m

Section		Field Times												
Overall	1400m	1200m	1000m	800m	600m	400m	Last 600m							
1:36.34 (0:14.76)	1:21.58 (0:11.49)	1:10.09 (0:11.60)	0:58.49 (0:11.45)	0:47.04 (0:11.67)	0:35.37 (0:11.77)	0:23.60 (0:11.46)	0:35.37							
Rank	TAB	Horse/Jockey	Barrier	Top Speed [km/h]	Fastest Section								Distance Travelled [m]	
1	12	SEA RAIDER Damien Thornton	13	65.0 1400m	0:11.31 1200m	1:36.34 [1] (0:15.26)	1:21.08 [5] (0:11.48)	1:09.60 [6] (0:11.31)	0:58.29 [3] (0:11.38)	0:46.91 [2] (0:11.63)	0:35.28 [2] (0:11.68)	0:23.60 [1] (0:11.46)	0:35.28	
2	3	DAYTONA BAY James Orman	11	65.6 Overall	0:11.45 400m	1:36.48 [2] (0:14.76)	1:21.72 [1] (0:11.52)	1:10.20 [2] (0:11.68)	0:58.52 [2] (0:11.64)	0:46.88 [3] (0:11.63)	0:35.25 [3] (0:11.64)	0:23.61 [2] (0:11.45)	0:35.25	+1
3	10	THE ELANORA Angela Jones	14	66.8 400m	0:11.23 400m	1:36.53 [3] (0:15.00)	1:21.53 [3] (0:11.48)	1:10.05 [3] (0:11.76)	0:58.29 [4] (0:11.63)	0:46.66 [5] (0:11.67)	0:34.99 [5] (0:11.64)	0:23.35 [6] (0:11.23)	0:34.99	+9
4	1	OSCAR ZULU Tahlia Fenlon	2	64.6 400m	0:11.40 1400m	1:36.60 [4] (0:15.23)	1:21.37 [4] (0:11.40)	1:09.97 [4] (0:11.61)	0:58.36 [4] (0:11.55)	0:46.81 [4] (0:11.48)	0:35.33 [4] (0:11.89)	0:23.44 [5] (0:11.52)	0:35.33	-3
5	8	SHOPPING ESPRIT Mark Du Plessis	4	64.5 1200m	0:11.43 1400m	1:36.61 [5] (0:15.56)	1:21.05 [9] (0:11.43)	1:09.62 [9] (0:11.49)	0:58.13 [8] (0:11.62)	0:46.51 [8] (0:11.53)	0:34.98 [8] (0:11.58)	0:23.40 [7] (0:11.50)	0:34.98	-1
6	14	INDIAN DREAMER Robbie Dolan	7	65.0 400m	0:11.29 400m	1:36.62 [6] (0:15.85)	1:20.77 [13] (0:11.60)	1:09.17 [13] (0:11.64)	0:57.53 [13] (0:11.58)	0:45.95 [13] (0:11.53)	0:34.42 [13] (0:11.54)	0:22.88 [12] (0:11.29)	0:34.42	+4
7	11	TREVELYAN Melea Castle	6	65.4 1400m	0:11.33 1400m	1:36.63 [7] (0:15.35)	1:21.28 [8] (0:11.33)	1:09.95 [5] (0:11.59)	0:58.36 [6] (0:11.73)	0:46.63 [6] (0:11.56)	0:35.07 [6] (0:11.84)	0:23.23 [9] (0:11.40)	0:35.07	+11
8	13	WAPITI Nikita Beriman	3	65.7 800m	0:11.52 1400m	1:36.69 [8] (0:15.32)	1:21.37 [7] (0:11.52)	1:09.85 [7] (0:11.60)	0:58.25 [7] (0:11.61)	0:46.64 [7] (0:11.53)	0:35.11 [7] (0:11.52)	0:23.59 [4] (0:11.60)	0:35.11	+3
9	4	SNEAK PREVIEW Cejay Graham	5	65.2 400m	0:11.27 400m	1:37.14 [9] (0:15.67)	1:21.47 [11] (0:11.56)	1:09.91 [12] (0:11.57)	0:58.34 [12] (0:11.67)	0:46.67 [12] (0:11.60)	0:35.07 [12] (0:11.68)	0:23.39 [13] (0:11.27)	0:35.07	+1
10	9	STUCK WITH YOU Jake Bayliss	9	64.4 1400m	0:11.47 1400m	1:37.39 [10] (0:15.61)	1:21.78 [10] (0:11.47)	1:10.31 [10] (0:11.51)	0:58.80 [10] (0:11.67)	0:47.13 [10] (0:11.60)	0:35.53 [11] (0:11.62)	0:23.91 [10] (0:11.48)	0:35.53	+4

Scratched: Wairere Falls (#15), Heleva Deel (#16), Bettcha The Crown (#5)

[] Ranking at each section and finish
 -:-:- No data available at this section
 NA No data available

SCN Saddle cloth number
 DNF Did not finish
 DNT Did not track



Doomben QLD Professional
Race 10: XXXX OPEN Handicap - 1615m
24 February 2024 - 17:52



BRISBANE
RACING CLUB

Track Rating: Good 4, Weather: Overcast, Rail Position: +2.5m

Section		Overall	1400m	1200m	1000m	800m	600m	400m	Last 600m				
Field Times		1:36.34 (0:14.76)	1:21.58 (0:11.49)	1:10.09 (0:11.60)	0:58.49 (0:11.45)	0:47.04 (0:11.67)	0:35.37 (0:11.77)	0:23.60 (0:11.46)	0:35.37				
Rank	TAB Horse/Jockey	Barrier	Top Speed [km/h]	Fastest Section						Distance Travelled [m]			
11	7 ROUSSEAU Bailey Wheeler	12	64.0 1200m	0:11.35 800m	1:37.73 [11] (0:15.81)	1:21.92 [12] (0:11.38)	1:10.54 [11] (0:11.56)	0:58.98 [11] (0:11.67)	0:47.31 [11] (0:11.35)	0:35.96 [9] (0:11.54)	0:24.42 [8] (0:11.79)	0:35.96	-7
12	2 SEAT OF POWER Ryan Maloney	16	64.3 Overall	0:11.53 1200m	1:38.02 [12] (0:15.27)	1:22.75 [6] (0:11.68)	1:11.07 [8] (0:11.53)	0:59.54 [9] (0:11.72)	0:47.82 [9] (0:11.65)	0:36.17 [10] (0:11.72)	0:24.45 [11] (0:11.67)	0:36.17	+10
13	6 RITANI Marnu Potgieter	8	65.2 1400m	0:11.34 1400m	1:38.05 [13] (0:14.91)	1:23.14 [2] (0:11.34)	1:11.80 [1] (0:11.60)	1:00.20 [1] (0:11.45)	0:48.75 [1] (0:11.67)	0:37.08 [1] (0:11.92)	0:25.16 [3] (0:12.10)	0:37.08	-7

Scratched: Wairere Falls (#15), Heleva Deel (#16), Bettcha The Crown (#5)

[] Ranking at each section and finish
 -:-:-:- No data available at this section
 NA No data available

SCN Saddle cloth number
 DNF Did not finish
 DNT Did not track



Doomben QLD Professional
Race 10: XXXX OPEN Handicap - 1615m
24 February 2024 - 17:52



Track Rating: Good 4, Weather: Overcast, Rail Position: +2.5m

Section				200m				Last 600m	
Field Times				0:12.14				0:35.37	
Rank	TAB	Horse/Jockey	Barrier	Top Speed [km/h]	Fastest Section	Margin		Distance Travelled [m]	
1	12	SEA RAIDER Damien Thornton	13	65.0 1400m	0:11.31 1200m	0:12.14 [1] (0:12.14)	1:36.34	0:35.28	
2	3	DAYTONA BAY James Orman	11	65.6 Overall	0:11.45 400m	0:12.16 [2] (0:12.16)	0.83L	0:35.25 +1	
3	10	THE ELANORA Angela Jones	14	66.8 400m	0:11.23 400m	0:12.12 [3] (0:12.12)	1.08L	0:34.99 +9	
4	1	OSCAR ZULU Tahlia Fenlon	2	64.6 400m	0:11.40 1400m	0:11.92 [4] (0:11.92)	1.52L	0:35.33 -3	
5	8	SHOPPING ESPRIT Mark Du Plessis	4	64.5 1200m	0:11.43 1400m	0:11.90 [6] (0:11.90)	1.58L	0:34.98 -1	
6	14	INDIAN DREAMER Robbie Dolan	7	65.0 400m	0:11.29 400m	0:11.59 [11] (0:11.59)	1.64L	0:34.42 +4	
7	11	TREVELYAN Melea Castle	6	65.4 1400m	0:11.33 1400m	0:11.83 [7] (0:11.83)	1.71L	0:35.07 +11	
8	13	WAPITI Nikita Beriman	3	65.7 800m	0:11.52 1400m	0:11.99 [5] (0:11.99)	2.02L	0:35.11 +3	
9	4	SNEAK PREVIEW Cejay Graham	5	65.2 400m	0:11.27 400m	0:12.12 [10] (0:12.12)	4.68L	0:35.07 +1	
10	9	STUCK WITH YOU Jake Bayliss	9	64.4 1400m	0:11.47 1400m	0:12.43 [8] (0:12.43)	6.17L	0:35.53 +4	

Scratched: Wairere Falls (#15), Heleva Deel (#16), Bettcha The Crown (#5)

[] Ranking at each section and finish
 -:-:- No data available at this section
 NA No data available

SCN Saddle cloth number
 DNF Did not finish
 DNT Did not track



Doomben QLD Professional
Race 10: XXXX OPEN Handicap - 1615m
24 February 2024 - 17:52



Track Rating: Good 4, Weather: Overcast, Rail Position: +2.5m

Section				200m				Last 600m	
Field Times				0:12.14 (0:12.14)				0:35.37	
Rank	TAB Horse/Jockey	Barrier	Top Speed [km/h]	Fastest Section	Margin				Distance Travelled [m]
11	7 ROUSSEAU Bailey Wheeler	12	64.0 1200m	0:11.35 800m	0:12.63 [12] (0:12.63)	8.15L		0:35.96	-7
12	2 SEAT OF POWER Ryan Maloney	16	64.3 Overall	0:11.53 1200m	0:12.78 [13] (0:12.78)	9.88L		0:36.17	+10
13	6 RITANI Marnu Potgieter	8	65.2 1400m	0:11.34 1400m	0:13.06 [9] (0:13.06)	10.04L		0:37.08	-7

Scratched: Wairere Falls (#15), Heleva Deel (#16), Bettcha The Crown (#5)

[] Ranking at each section and finish
 -:-:- No data available at this section
 NA No data available

SCN Saddle cloth number
 DNF Did not finish
 DNT Did not track



Horse/Jockey Name	Sea Raider
Final Rank	1
Fastest Section Time (Section)	0:11.31 (1200m)
Top Speed [km/h] (Section)	65.0 (1400m)
Race State	Finished



Doomben QLD Professional

Race 10: XXXX OPEN Handicap - 1615m

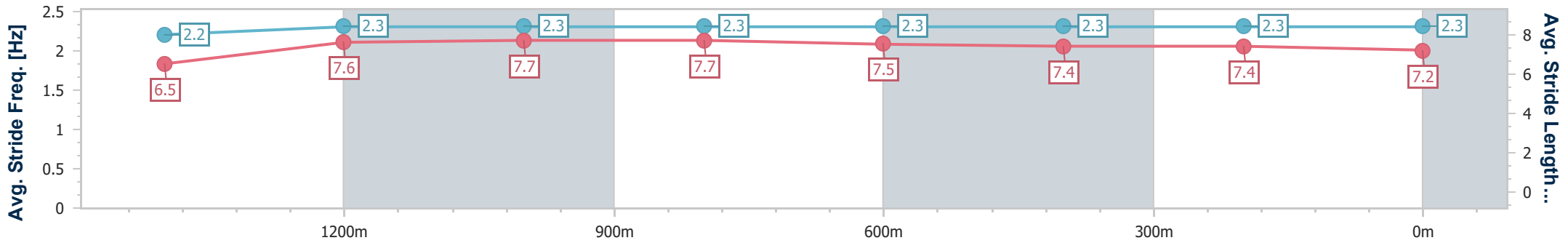
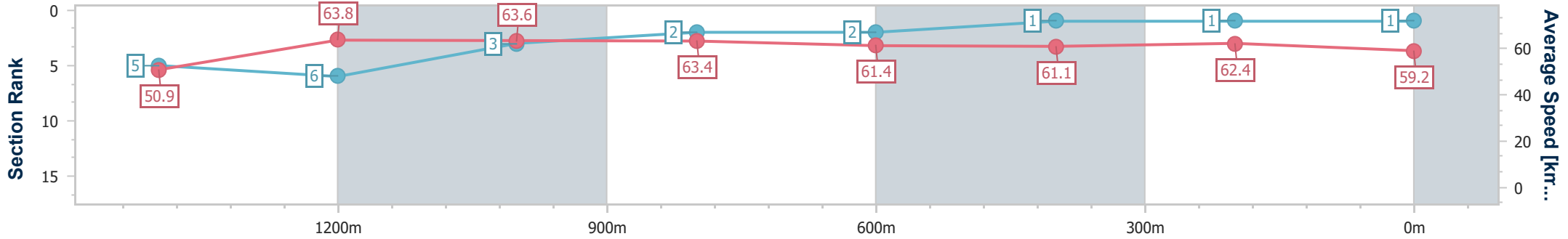
24 February 2024 - 17:52

Track Rating: Good 4, Weather: Overcast, Rail Position: +2.5m



BRISBANE RACING CLUB

Section	Overall	1400m	1200m	1000m	800m	600m	400m	200m
Section Times	1:36.34 [1] (0:15.26)	1:21.08 [5] (0:11.48)	1:09.60 [6] (0:11.31)	0:58.29 [3] (0:11.38)	0:46.91 [2] (0:11.63)	0:35.28 [2] (0:11.68)	0:23.60 [1] (0:11.46)	0:12.14 [1] (0:12.14)
Average Speed [km/h]	50.9	63.8	63.6	63.4	61.4	61.1	62.4	59.2
Top Speed [km/h]	64.4	65.0	64.4	64.7	62.6	62.3	64.4	61.8
Avg. Dist. to Rail [m]	5.4	3.0	2.0	0.7	0.8	1.5	3.5	1.0
Avg. Stride Freq. [Hz]	2.2	2.3	2.3	2.3	2.3	2.3	2.3	2.3
Avg. Stride Length [m]	6.5	7.6	7.7	7.7	7.5	7.4	7.4	7.2



- [] Ranking at each section and finish
- .-.- No data available at this section
- NA No data available



Horse/Jockey Name	Daytona Bay
Final Rank	2
Fastest Section Time (Section)	0:11.45 (400m)
Top Speed [km/h] (Section)	65.6 (Overall)
Race State	Finished



Doomben QLD Professional

Race 10: XXXX OPEN Handicap - 1615m

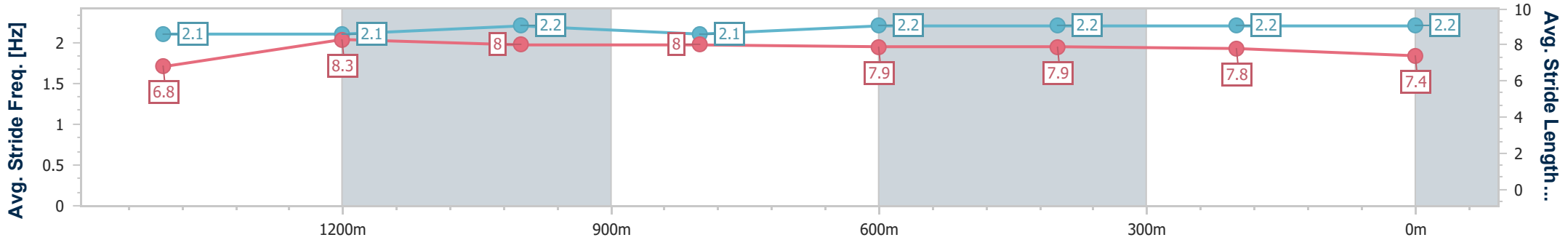
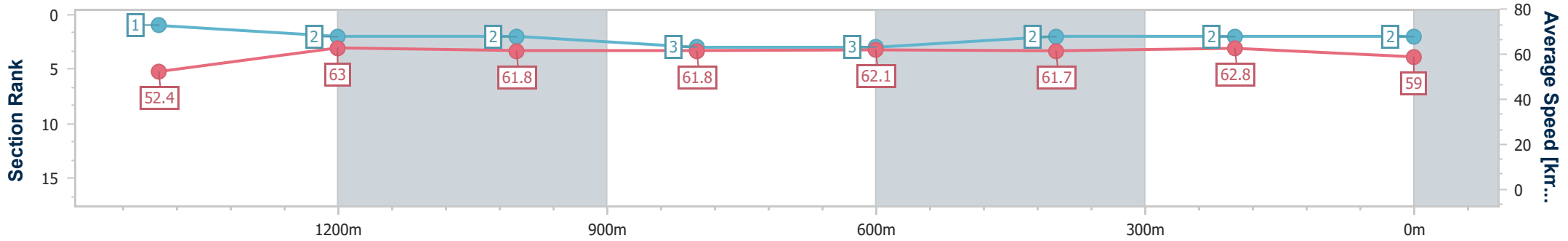
24 February 2024 - 17:52

Track Rating: Good 4, Weather: Overcast, Rail Position: +2.5m



BRISBANE RACING CLUB

Section	Overall	1400m	1200m	1000m	800m	600m	400m	200m
Section Times	1:36.48 [2] (0:14.76)	1:21.72 [1] (0:11.52)	1:10.20 [2] (0:11.68)	0:58.52 [2] (0:11.64)	0:46.88 [3] (0:11.63)	0:35.25 [3] (0:11.64)	0:23.61 [2] (0:11.45)	0:12.16 [2] (0:12.16)
Average Speed [km/h]	52.4	63.0	61.8	61.8	62.1	61.7	62.8	59.0
Top Speed [km/h]	65.6	65.0	62.5	62.8	63.2	62.8	63.9	62.3
Avg. Dist. to Rail [m]	4.5	0.8	1.6	0.8	0.6	0.7	1.0	2.3
Avg. Stride Freq. [Hz]	2.1	2.1	2.2	2.1	2.2	2.2	2.2	2.2
Avg. Stride Length [m]	6.8	8.3	8.0	8.0	7.9	7.9	7.8	7.4



- [] Ranking at each section and finish
- .-.-.- No data available at this section
- NA No data available



Horse/Jockey Name	The Elanora
Final Rank	3
Fastest Section Time (Section)	0:11.23 (400m)
Top Speed [km/h] (Section)	66.8 (400m)
Race State	Finished



Doomben QLD Professional

Race 10: XXXX OPEN Handicap - 1615m

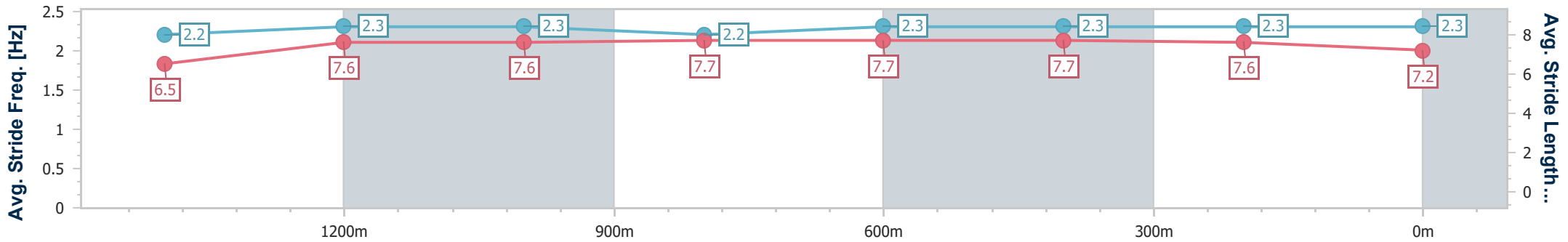
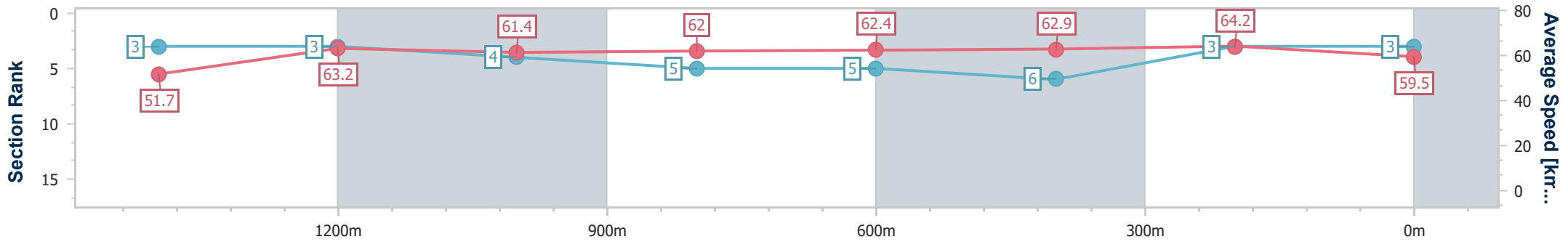
24 February 2024 - 17:52

Track Rating: Good 4, Weather: Overcast, Rail Position: +2.5m



BRISBANE RACING CLUB

Section	Overall	1400m	1200m	1000m	800m	600m	400m	200m
Section Times	1:36.53 [3] (0:15.00)	1:21.53 [3] (0:11.48)	1:10.05 [3] (0:11.76)	0:58.29 [4] (0:11.63)	0:46.66 [5] (0:11.67)	0:34.99 [5] (0:11.64)	0:23.35 [6] (0:11.23)	0:12.12 [3] (0:12.12)
Average Speed [km/h]	51.7	63.2	61.4	62.0	62.4	62.9	64.2	59.5
Top Speed [km/h]	63.8	64.8	62.7	63.3	63.5	63.9	66.8	63.3
Avg. Dist. to Rail [m]	5.6	1.5	2.0	1.2	2.3	2.5	2.7	3.7
Avg. Stride Freq. [Hz]	2.2	2.3	2.3	2.2	2.3	2.3	2.3	2.3
Avg. Stride Length [m]	6.5	7.6	7.6	7.7	7.7	7.7	7.6	7.2



- [] Ranking at each section and finish
- .-.- No data available at this section
- NA No data available



Horse/Jockey Name	Oscar Zulu
Final Rank	4
Fastest Section Time (Section)	0:11.40 (1400m)
Top Speed [km/h] (Section)	64.6 (400m)
Race State	Finished



Doomben QLD Professional

Race 10: XXXX OPEN Handicap - 1615m

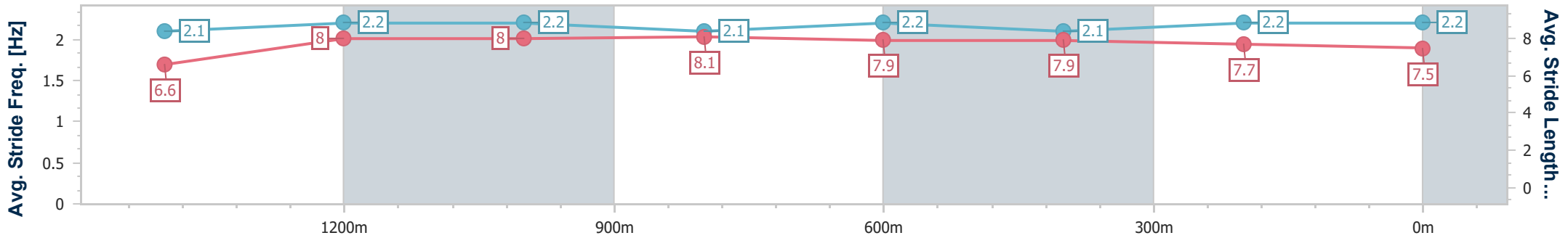
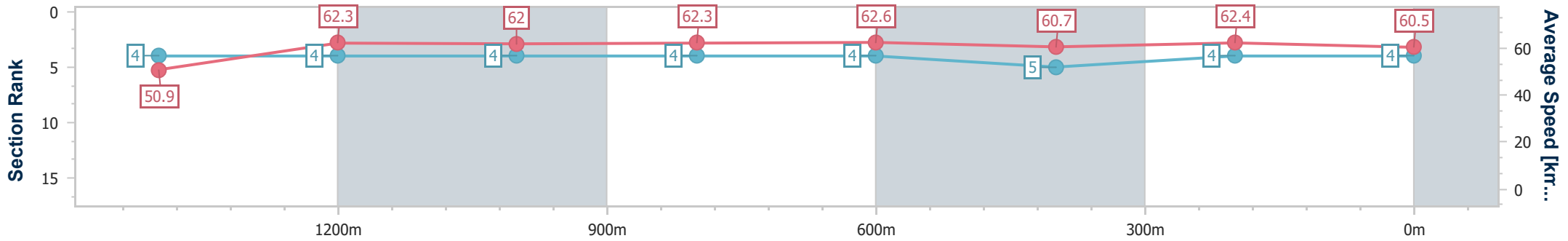
24 February 2024 - 17:52

Track Rating: Good 4, Weather: Overcast, Rail Position: +2.5m



BRISBANE RACING CLUB

Section	Overall	1400m	1200m	1000m	800m	600m	400m	200m
Section Times	1:36.60 [4] (0:15.23)	1:21.37 [4] (0:11.40)	1:09.97 [4] (0:11.61)	0:58.36 [4] (0:11.55)	0:46.81 [4] (0:11.48)	0:35.33 [4] (0:11.89)	0:23.44 [5] (0:11.52)	0:11.92 [4] (0:11.92)
Average Speed [km/h]	50.9	62.3	62.0	62.3	62.6	60.7	62.4	60.5
Top Speed [km/h]	64.0	63.4	63.2	63.7	63.6	63.0	64.6	63.1
Avg. Dist. to Rail [m]	1.1	1.6	0.8	0.4	0.3	0.3	1.0	1.9
Avg. Stride Freq. [Hz]	2.1	2.2	2.2	2.1	2.2	2.1	2.2	2.2
Avg. Stride Length [m]	6.6	8.0	8.0	8.1	7.9	7.9	7.7	7.5



- [] Ranking at each section and finish
- .-.-.- No data available at this section
- NA No data available



Horse/Jockey Name	Shopping Esprit
Final Rank	5
Fastest Section Time (Section)	0:11.43 (1400m)
Top Speed [km/h] (Section)	64.5 (1200m)
Race State	Finished



Doomben QLD Professional

Race 10: XXXX OPEN Handicap - 1615m

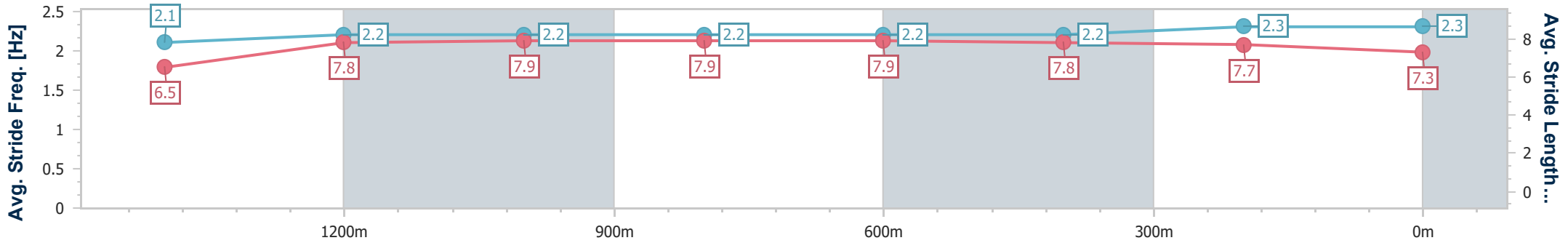
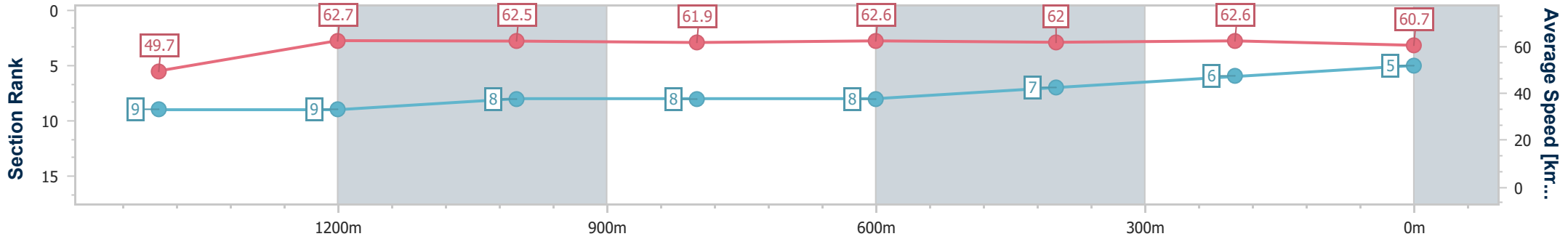
24 February 2024 - 17:52

Track Rating: Good 4, Weather: Overcast, Rail Position: +2.5m



BRISBANE RACING CLUB

Section	Overall	1400m	1200m	1000m	800m	600m	400m	200m
Section Times	1:36.61 [5] (0:15.56)	1:21.05 [9] (0:11.43)	1:09.62 [9] (0:11.49)	0:58.13 [8] (0:11.62)	0:46.51 [8] (0:11.53)	0:34.98 [8] (0:11.58)	0:23.40 [7] (0:11.50)	0:11.90 [6] (0:11.90)
Average Speed [km/h]	49.7	62.7	62.5	61.9	62.6	62.0	62.6	60.7
Top Speed [km/h]	64.3	64.3	64.5	62.7	63.9	63.5	64.2	63.5
Avg. Dist. to Rail [m]	1.4	1.0	0.7	0.8	0.4	0.2	1.2	3.7
Avg. Stride Freq. [Hz]	2.1	2.2	2.2	2.2	2.2	2.2	2.3	2.3
Avg. Stride Length [m]	6.5	7.8	7.9	7.9	7.9	7.8	7.7	7.3



- [] Ranking at each section and finish
- .-.- No data available at this section
- NA No data available



Horse/Jockey Name	Indian Dreamer
Final Rank	6
Fastest Section Time (Section)	0:11.29 (400m)
Top Speed [km/h] (Section)	65.0 (400m)
Race State	Finished



Doomben QLD Professional

Race 10: XXXX OPEN Handicap - 1615m

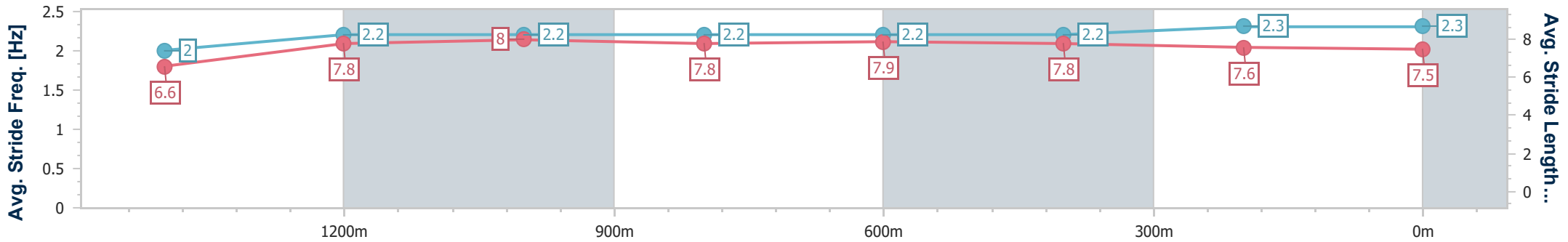
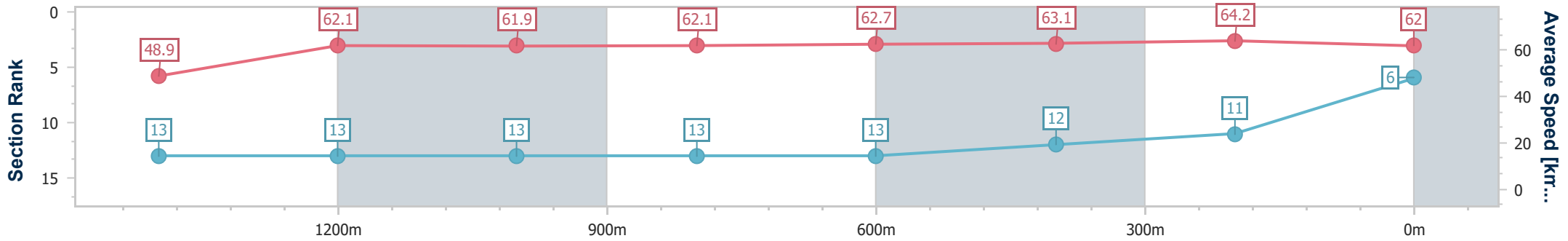
24 February 2024 - 17:52

Track Rating: Good 4, Weather: Overcast, Rail Position: +2.5m



BRISBANE RACING CLUB

Section	Overall	1400m	1200m	1000m	800m	600m	400m	200m
Section Times	1:36.62 [6] (0:15.85)	1:20.77 [13] (0:11.60)	1:09.17 [13] (0:11.64)	0:57.53 [13] (0:11.58)	0:45.95 [13] (0:11.53)	0:34.42 [13] (0:11.54)	0:22.88 [12] (0:11.29)	0:11.59 [11] (0:11.59)
Average Speed [km/h]	48.9	62.1	61.9	62.1	62.7	63.1	64.2	62.0
Top Speed [km/h]	61.0	63.0	62.7	64.4	63.9	64.1	65.0	64.7
Avg. Dist. to Rail [m]	2.5	0.3	0.3	0.2	0.5	2.3	4.5	8.6
Avg. Stride Freq. [Hz]	2.0	2.2	2.2	2.2	2.2	2.2	2.3	2.3
Avg. Stride Length [m]	6.6	7.8	8.0	7.8	7.9	7.8	7.6	7.5



- [] Ranking at each section and finish
- .-.- No data available at this section
- NA No data available



Horse/Jockey Name	Trevelyan
Final Rank	7
Fastest Section Time (Section)	0:11.33 (1400m)
Top Speed [km/h] (Section)	65.4 (1400m)
Race State	Finished



Doomben QLD Professional

Race 10: XXXX OPEN Handicap - 1615m

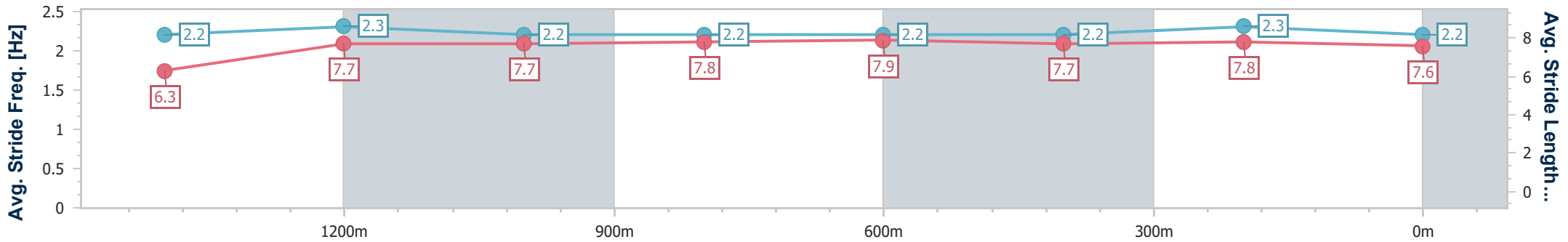
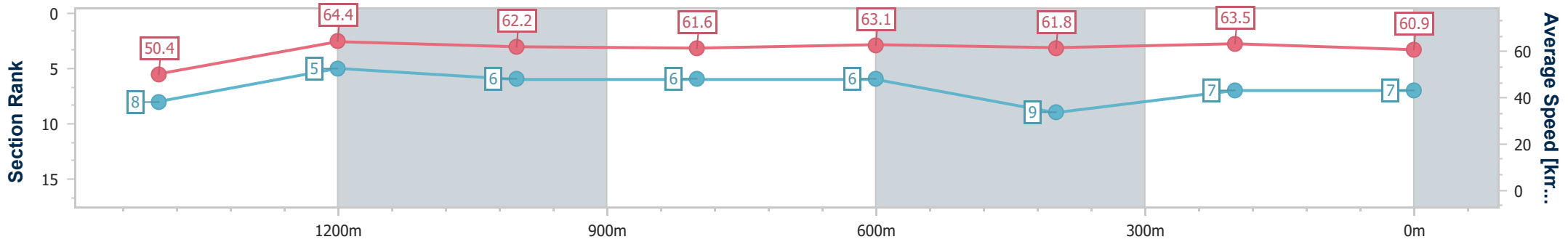
24 February 2024 - 17:52

Track Rating: Good 4, Weather: Overcast, Rail Position: +2.5m



BRISBANE RACING CLUB

Section	Overall	1400m	1200m	1000m	800m	600m	400m	200m
Section Times	1:36.63 [7] (0:15.35)	1:21.28 [8] (0:11.33)	1:09.95 [5] (0:11.59)	0:58.36 [6] (0:11.73)	0:46.63 [6] (0:11.56)	0:35.07 [6] (0:11.84)	0:23.23 [9] (0:11.40)	0:11.83 [7] (0:11.83)
Average Speed [km/h]	50.4	64.4	62.2	61.6	63.1	61.8	63.5	60.9
Top Speed [km/h]	64.2	65.4	63.1	62.3	63.8	63.0	64.7	63.4
Avg. Dist. to Rail [m]	2.5	1.8	2.5	2.0	2.1	2.6	4.0	6.6
Avg. Stride Freq. [Hz]	2.2	2.3	2.2	2.2	2.2	2.2	2.3	2.2
Avg. Stride Length [m]	6.3	7.7	7.7	7.8	7.9	7.7	7.8	7.6



- [] Ranking at each section and finish
- .-.- No data available at this section
- NA No data available



Horse/Jockey Name	Wapiti
Final Rank	8
Fastest Section Time (Section)	0:11.52 (1400m)
Top Speed [km/h] (Section)	65.7 (800m)
Race State	Finished



Doomben QLD Professional

Race 10: XXXX OPEN Handicap - 1615m

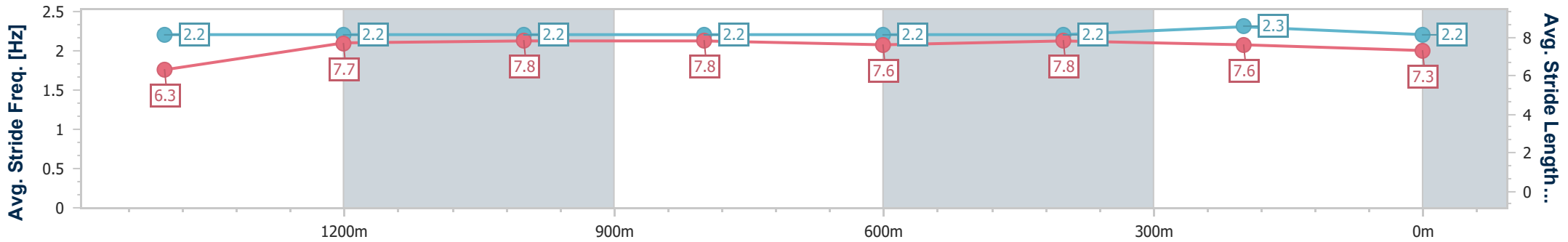
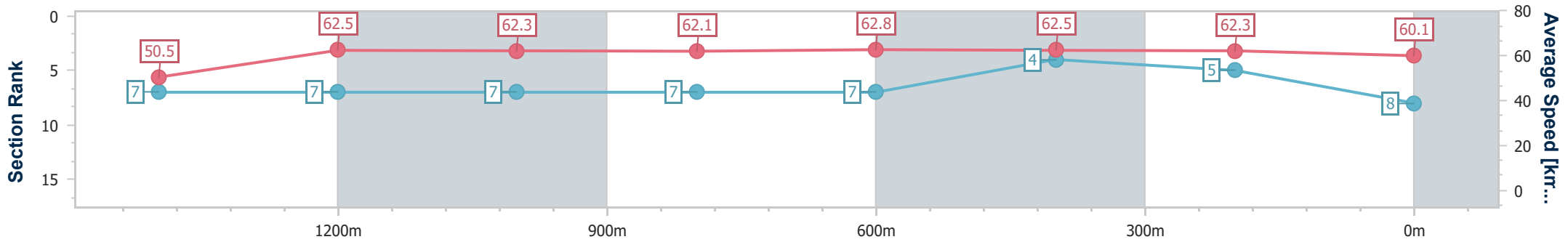
24 February 2024 - 17:52

Track Rating: Good 4, Weather: Overcast, Rail Position: +2.5m



BRISBANE RACING CLUB

Section	Overall	1400m	1200m	1000m	800m	600m	400m	200m
Section Times	1:36.69 [8] (0:15.32)	1:21.37 [7] (0:11.52)	1:09.85 [7] (0:11.60)	0:58.25 [7] (0:11.61)	0:46.64 [7] (0:11.53)	0:35.11 [7] (0:11.52)	0:23.59 [4] (0:11.60)	0:11.99 [5] (0:11.99)
Average Speed [km/h]	50.5	62.5	62.3	62.1	62.8	62.5	62.3	60.1
Top Speed [km/h]	63.9	63.8	62.8	62.9	65.7	63.3	63.6	62.9
Avg. Dist. to Rail [m]	0.8	0.6	0.7	0.5	1.0	0.5	2.8	3.0
Avg. Stride Freq. [Hz]	2.2	2.2	2.2	2.2	2.2	2.2	2.3	2.2
Avg. Stride Length [m]	6.3	7.7	7.8	7.8	7.6	7.8	7.6	7.3



- [] Ranking at each section and finish
- .-.-.- No data available at this section
- NA No data available



Horse/Jockey Name	Sneak Preview
Final Rank	9
Fastest Section Time (Section)	0:11.27 (400m)
Top Speed [km/h] (Section)	65.2 (400m)
Race State	Finished



Doomben QLD Professional

Race 10: XXXX OPEN Handicap - 1615m

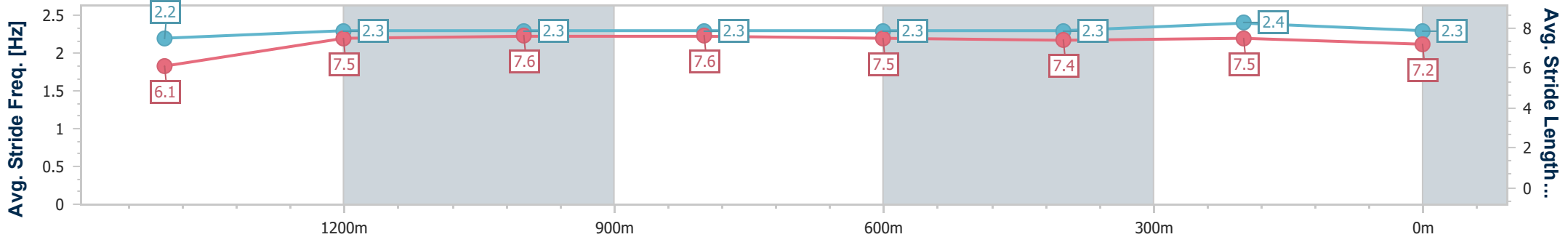
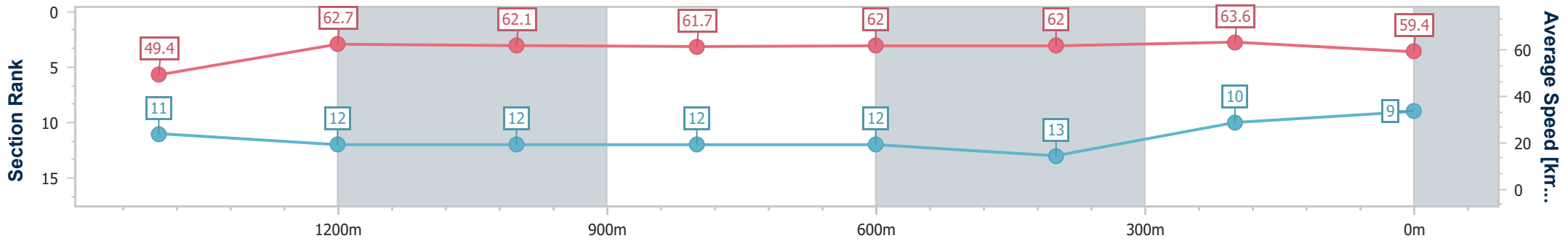
24 February 2024 - 17:52

Track Rating: Good 4, Weather: Overcast, Rail Position: +2.5m



BRISBANE RACING CLUB

Section	Overall	1400m	1200m	1000m	800m	600m	400m	200m
Section Times	1:37.14 [9] (0:15.67)	1:21.47 [11] (0:11.56)	1:09.91 [12] (0:11.57)	0:58.34 [12] (0:11.67)	0:46.67 [12] (0:11.60)	0:35.07 [12] (0:11.68)	0:23.39 [13] (0:11.27)	0:12.12 [10] (0:12.12)
Average Speed [km/h]	49.4	62.7	62.1	61.7	62.0	62.0	63.6	59.4
Top Speed [km/h]	62.5	63.4	63.0	62.3	63.3	63.3	65.2	63.0
Avg. Dist. to Rail [m]	1.9	0.3	0.5	0.3	0.2	0.5	0.8	1.8
Avg. Stride Freq. [Hz]	2.2	2.3	2.3	2.3	2.3	2.3	2.4	2.3
Avg. Stride Length [m]	6.1	7.5	7.6	7.6	7.5	7.4	7.5	7.2



- [] Ranking at each section and finish
- .-.- No data available at this section
- NA No data available



Horse/Jockey Name	Stuck With You
Final Rank	10
Fastest Section Time (Section)	0:11.47 (1400m)
Top Speed [km/h] (Section)	64.4 (1400m)
Race State	Finished



Doomben QLD Professional

Race 10: XXXX OPEN Handicap - 1615m

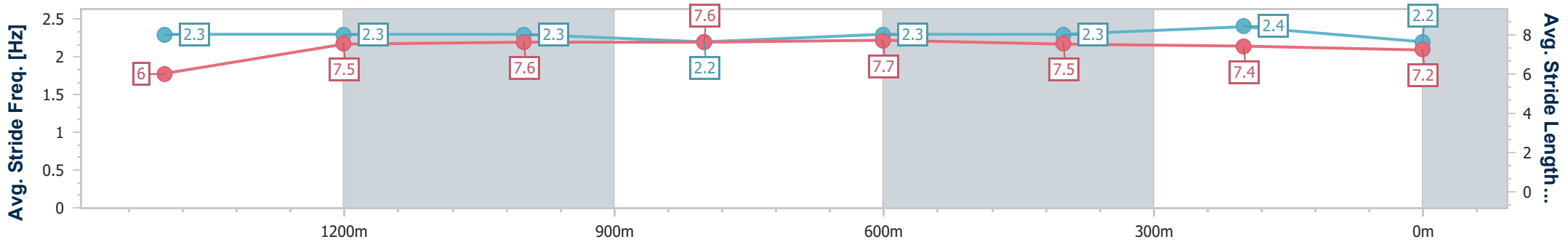
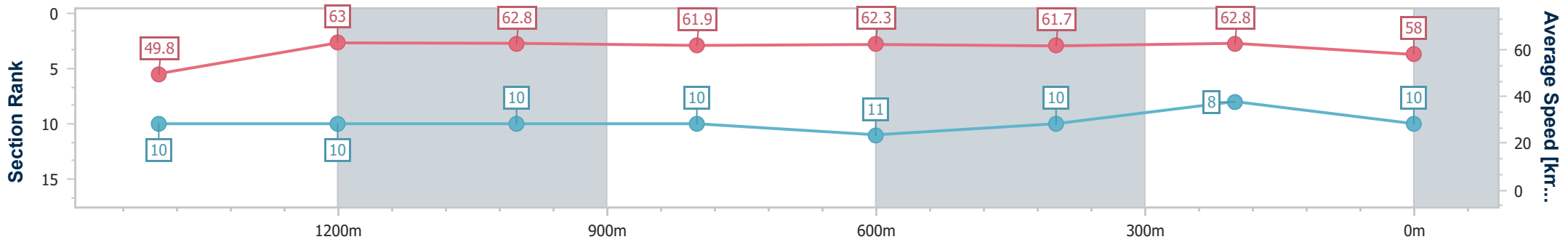
24 February 2024 - 17:52

Track Rating: Good 4, Weather: Overcast, Rail Position: +2.5m



BRISBANE RACING CLUB

Section	Overall	1400m	1200m	1000m	800m	600m	400m	200m
Section Times	1:37.39 [10] (0:15.61)	1:21.78 [10] (0:11.47)	1:10.31 [10] (0:11.51)	0:58.80 [10] (0:11.67)	0:47.13 [10] (0:11.60)	0:35.53 [11] (0:11.62)	0:23.91 [10] (0:11.48)	0:12.43 [8] (0:12.43)
Average Speed [km/h]	49.8	63.0	62.8	61.9	62.3	61.7	62.8	58.0
Top Speed [km/h]	63.1	64.4	63.8	62.8	64.0	62.6	63.9	61.4
Avg. Dist. to Rail [m]	3.9	1.2	1.2	1.9	0.5	0.3	1.8	4.6
Avg. Stride Freq. [Hz]	2.3	2.3	2.3	2.2	2.3	2.3	2.4	2.2
Avg. Stride Length [m]	6.0	7.5	7.6	7.6	7.7	7.5	7.4	7.2



- [] Ranking at each section and finish
- .-.- No data available at this section
- NA No data available



Horse/Jockey Name	Rousseau
Final Rank	11
Fastest Section Time (Section)	0:11.35 (800m)
Top Speed [km/h] (Section)	64.0 (1200m)
Race State	Finished



Doomben QLD Professional

Race 10: XXXX OPEN Handicap - 1615m

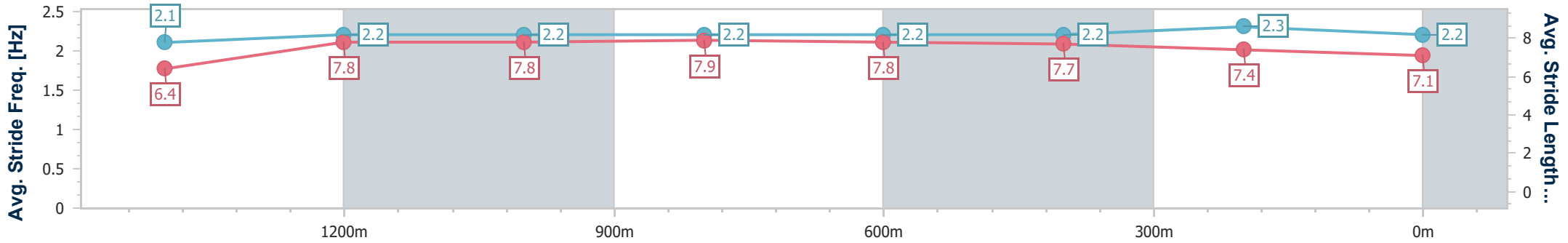
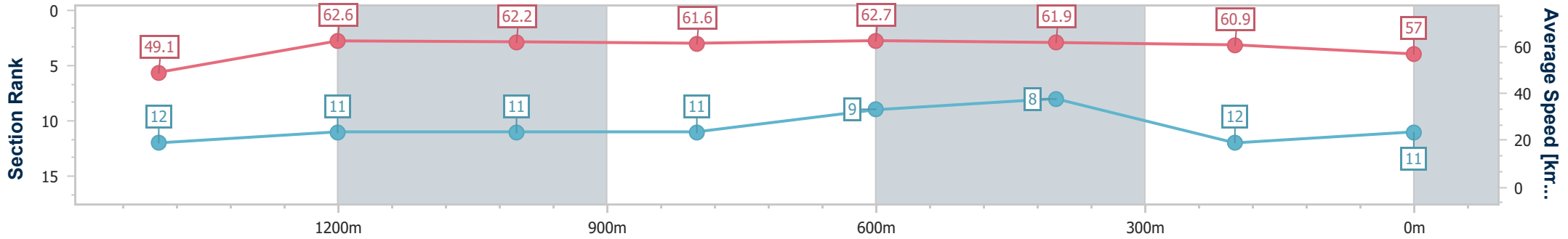
24 February 2024 - 17:52

Track Rating: Good 4, Weather: Overcast, Rail Position: +2.5m



BRISBANE RACING CLUB

Section	Overall	1400m	1200m	1000m	800m	600m	400m	200m
Section Times	1:37.73 [11] (0:15.81)	1:21.92 [12] (0:11.38)	1:10.54 [11] (0:11.56)	0:58.98 [11] (0:11.67)	0:47.31 [11] (0:11.35)	0:35.96 [9] (0:11.54)	0:24.42 [8] (0:11.79)	0:12.63 [12] (0:12.63)
Average Speed [km/h]	49.1	62.6	62.2	61.6	62.7	61.9	60.9	57.0
Top Speed [km/h]	63.0	63.8	64.0	62.5	63.8	63.8	61.9	61.3
Avg. Dist. to Rail [m]	3.8	1.6	1.4	1.2	1.6	1.2	1.1	1.8
Avg. Stride Freq. [Hz]	2.1	2.2	2.2	2.2	2.2	2.2	2.3	2.2
Avg. Stride Length [m]	6.4	7.8	7.8	7.9	7.8	7.7	7.4	7.1



- [] Ranking at each section and finish
- .-.- No data available at this section
- NA No data available



Horse/Jockey Name	Seat Of Power
Final Rank	12
Fastest Section Time (Section)	0:11.53 (1200m)
Top Speed [km/h] (Section)	64.3 (Overall)
Race State	Finished



Doomben QLD Professional

Race 10: XXXX OPEN Handicap - 1615m

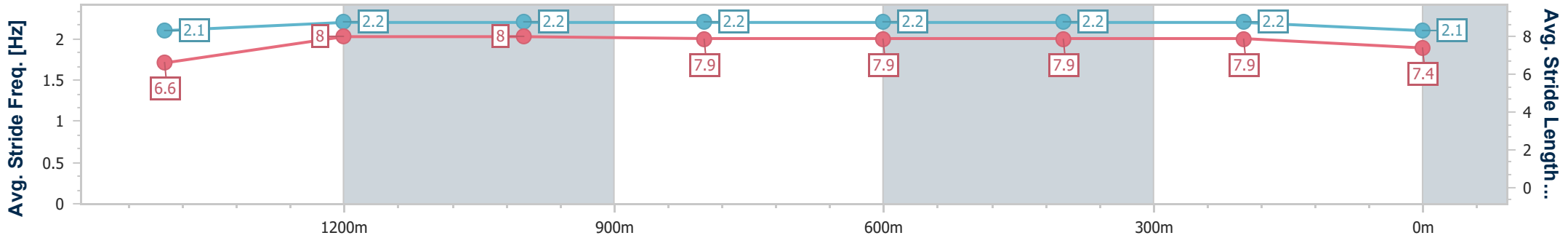
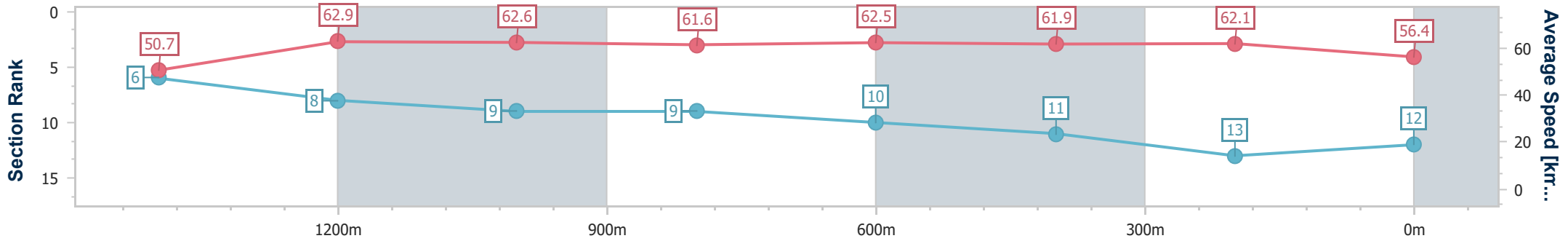
24 February 2024 - 17:52

Track Rating: Good 4, Weather: Overcast, Rail Position: +2.5m



BRISBANE RACING CLUB

Section	Overall	1400m	1200m	1000m	800m	600m	400m	200m
Section Times	1:38.02 [12] (0:15.27)	1:22.75 [6] (0:11.68)	1:11.07 [8] (0:11.53)	0:59.54 [9] (0:11.72)	0:47.82 [9] (0:11.65)	0:36.17 [10] (0:11.72)	0:24.45 [11] (0:11.67)	0:12.78 [13] (0:12.78)
Average Speed [km/h]	50.7	62.9	62.6	61.6	62.5	61.9	62.1	56.4
Top Speed [km/h]	64.3	64.1	63.5	62.0	63.1	63.0	62.9	61.1
Avg. Dist. to Rail [m]	7.9	2.7	2.2	2.1	2.0	1.5	4.1	5.0
Avg. Stride Freq. [Hz]	2.1	2.2	2.2	2.2	2.2	2.2	2.2	2.1
Avg. Stride Length [m]	6.6	8.0	8.0	7.9	7.9	7.9	7.9	7.4



- [] Ranking at each section and finish
- .-.- No data available at this section
- NA No data available



Horse/Jockey Name	Ritani
Final Rank	13
Fastest Section Time (Section)	0:11.34 (1400m)
Top Speed [km/h] (Section)	65.2 (1400m)
Race State	Finished



Doomben QLD Professional

Race 10: XXXX OPEN Handicap - 1615m

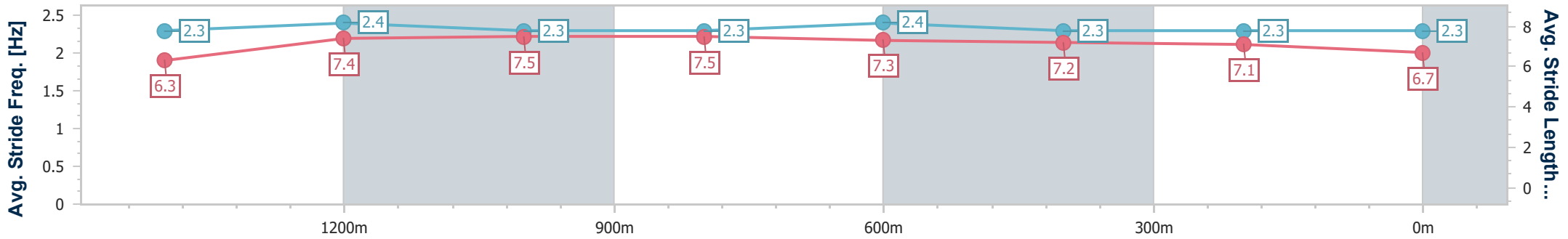
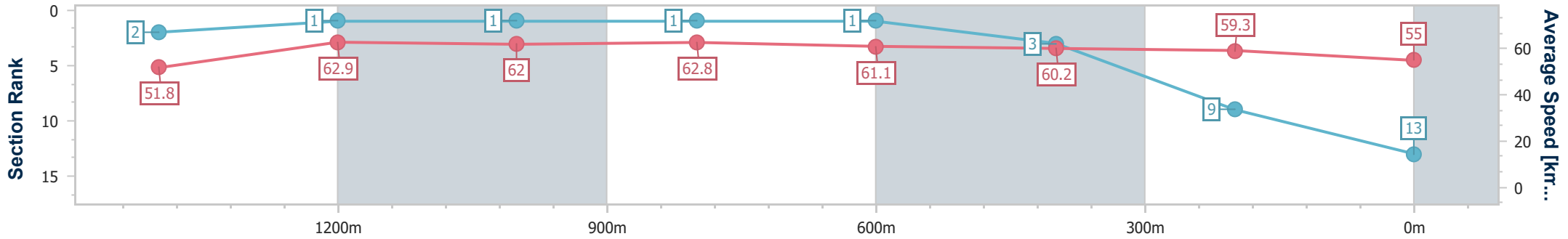
24 February 2024 - 17:52

Track Rating: Good 4, Weather: Overcast, Rail Position: +2.5m



BRISBANE RACING CLUB

Section	Overall	1400m	1200m	1000m	800m	600m	400m	200m
Section Times	1:38.05 [13] (0:14.91)	1:23.14 [2] (0:11.34)	1:11.80 [1] (0:11.60)	1:00.20 [1] (0:11.45)	0:48.75 [1] (0:11.67)	0:37.08 [1] (0:11.92)	0:25.16 [3] (0:12.10)	0:13.06 [9] (0:13.06)
Average Speed [km/h]	51.8	62.9	62.0	62.8	61.1	60.2	59.3	55.0
Top Speed [km/h]	64.6	65.2	63.6	64.2	62.5	61.2	59.9	58.9
Avg. Dist. to Rail [m]	2.8	1.6	1.5	1.2	1.6	1.1	1.3	0.6
Avg. Stride Freq. [Hz]	2.3	2.4	2.3	2.3	2.4	2.3	2.3	2.3
Avg. Stride Length [m]	6.3	7.4	7.5	7.5	7.3	7.2	7.1	6.7



- [] Ranking at each section and finish
- .-.- No data available at this section
- NA No data available