



Doomben QLD Professional

Race 7: TATTERSALL'S ARCADE BENCHMARK 75 Handicap - 1615m

24 February 2024 - 15:44



BRISBANE
RACING CLUB

Track Rating: Good 4, Weather: Overcast, Rail Position: +2.5m

Section	Field Times													
Section	Overall	1400m	1200m	1000m	800m	600m	400m	Last 600m						
Field Times	1:37.10 (0:14.58)	1:22.52 (0:10.74)	1:11.78 (0:11.58)	1:00.20 (0:11.96)	0:48.24 (0:12.44)	0:35.80 (0:12.39)	0:23.41 (0:11.49)	0:35.80						
Rank	TAB	Horse/Jockey	Barrier	Top Speed [km/h]	Fastest Section								Distance Travelled [m]	
1	7	TUHINGA Georgina Cartwright	12	67.4 1400m	0:10.95 1400m	1:37.10 [1] (0:14.60)	1:22.50 [2] (0:10.95)	1:11.55 [2] (0:11.66)	0:59.89 [3] (0:11.95)	0:47.94 [3] (0:12.46)	0:35.48 [3] (0:12.27)	0:23.21 [3] (0:11.34)	0:35.48	
2	3	VENDIDIT Boris Thornton	7	67.0 400m	0:11.02 1400m	1:37.14 [2] (0:15.41)	1:21.73 [10] (0:11.02)	1:10.71 [8] (0:11.44)	0:59.27 [8] (0:11.83)	0:47.44 [7] (0:12.47)	0:34.97 [8] (0:11.89)	0:23.08 [7] (0:11.26)	0:34.97	+9
3	14	CHARLIE'S CASE Mark Du Plessis	16	65.2 400m	0:11.30 400m	1:37.20 [3] (0:15.38)	1:21.82 [9] (0:11.44)	1:10.38 [10] (0:11.43)	0:58.95 [10] (0:11.87)	0:47.08 [10] (0:12.21)	0:34.87 [9] (0:11.87)	0:23.00 [9] (0:11.30)	0:34.87	+6
4	5	HELEVA DEEL Tahlia Fenlon	9	64.8 400m	0:11.36 400m	1:37.34 [4] (0:15.66)	1:21.68 [12] (0:11.48)	1:10.20 [12] (0:11.39)	0:58.81 [12] (0:11.83)	0:46.98 [12] (0:12.34)	0:34.64 [11] (0:11.69)	0:22.95 [11] (0:11.36)	0:34.64	+3
5	9	GRANITE PRINCE Damien Thornton	4	65.8 Overall	0:11.16 1400m	1:37.34 [5] (0:14.71)	1:22.63 [3] (0:11.16)	1:11.47 [3] (0:11.48)	0:59.99 [4] (0:11.93)	0:48.06 [4] (0:12.39)	0:35.67 [4] (0:12.07)	0:23.60 [2] (0:11.44)	0:35.67	+3
6	12	PERFECT ENCOUNTER Angela Jones	11	66.7 1400m	0:11.09 1400m	1:37.36 [6] (0:14.80)	1:22.56 [5] (0:11.09)	1:11.47 [4] (0:11.21)	1:00.26 [2] (0:11.91)	0:48.35 [2] (0:12.46)	0:35.89 [2] (0:12.22)	0:23.67 [1] (0:11.54)	0:35.89	+5
7	1	WAIRERE FALLS Cejay Graham	5	65.3 Overall	0:11.24 1400m	1:37.43 [7] (0:15.37)	1:22.06 [8] (0:11.24)	1:10.82 [9] (0:11.51)	0:59.31 [9] (0:11.88)	0:47.43 [9] (0:12.35)	0:35.08 [10] (0:11.97)	0:23.11 [10] (0:11.53)	0:35.08	-4
8	13	O'MISS BEHAVING James Orman	14	65.5 1200m	0:11.39 1200m	1:37.47 [8] (0:15.46)	1:22.01 [11] (0:11.49)	1:10.52 [11] (0:11.39)	0:59.13 [11] (0:11.93)	0:47.20 [11] (0:12.43)	0:34.77 [12] (0:11.76)	0:23.01 [12] (0:11.43)	0:34.77	-2
9	6	SO DAPPER Robbie Dolan	6	65.1 1400m	0:11.09 1400m	1:37.50 [9] (0:15.14)	1:22.36 [7] (0:11.09)	1:11.27 [7] (0:11.58)	0:59.69 [7] (0:11.91)	0:47.78 [8] (0:12.39)	0:35.39 [7] (0:12.00)	0:23.39 [8] (0:11.58)	0:35.39	-6
10	16	NEVER ISLAND Taylor Marshall	10	66.3 Overall	0:11.36 1400m	1:37.56 [10] (0:14.75)	1:22.81 [4] (0:11.36)	1:11.45 [6] (0:11.52)	0:59.93 [6] (0:11.91)	0:48.02 [6] (0:12.39)	0:35.63 [6] (0:12.04)	0:23.59 [6] (0:11.44)	0:35.63	+6

Scratched: Sizzling Gal (#15), Hell Hath No Fury (#11), Commodus (#4), Redwood Shadow (#10)

Report Created: Sat 24 February 2024 16:04 GMT+ (Note: Timing is based on position data)

Page 1/16

[] Ranking at each section and finish
 -:-:- No data available at this section
 NA No data available

SCN Saddle cloth number
 DNF Did not finish
 DNT Did not track

data processed by TRIPLES DATA



Doomben QLD Professional

Race 7: TATTERSALL'S ARCADE BENCHMARK 75 Handicap - 1615m

24 February 2024 - 15:44



BRISBANE
RACING CLUB

Track Rating: Good 4, Weather: Overcast, Rail Position: +2.5m

Section	Overall	1400m	1200m	1000m	800m	600m	400m	Last 600m
Field Times	1:37.10 (0:14.58)	1:22.52 (0:10.74)	1:11.78 (0:11.58)	1:00.20 (0:11.96)	0:48.24 (0:12.44)	0:35.80 (0:12.39)	0:23.41 (0:11.49)	0:35.80

Rank	TAB	Horse/Jockey	Barrier	Top Speed [km/h]	Fastest Section	Overall	1400m	1200m	1000m	800m	600m	400m	Last 600m	Distance Travelled [m]
11	8	BOLD PEDRO Ryan Wiggins	1	66.3	0:11.13	1:37.69 [11] (0:14.85)	1:22.84 [6] (0:11.13)	1:11.71 [5] (0:11.55)	1:00.16 [5] (0:11.91)	0:48.25 [5] (0:12.36)	0:35.89 [5] (0:12.15)	0:23.74 [5] (0:11.56)	0:35.89	+3
12	2	COCOBREW EXPRESS Samantha Collett	15	68.1	0:10.74	1:45.09 [12] (0:14.58)	1:30.51 [1] (0:10.74)	1:19.77 [1] (0:11.58)	1:08.19 [1] (0:11.96)	0:56.23 [1] (0:12.44)	0:43.79 [1] (0:12.64)	0:31.15 [4] (0:13.62)	0:43.79	-1

Scratched: Sizzling Gal (#15), Hell Hath No Fury (#11), Commodus (#4), Redwood Shadow (#10)

[] Ranking at each section and finish
 -:-:-:- No data available at this section
 NA No data available

SCN Saddle cloth number
 DNF Did not finish
 DNT Did not track



Doomben QLD Professional

Race 7: TATTERSALL'S ARCADE BENCHMARK 75 Handicap - 1615m

24 February 2024 - 15:44



BRISBANE
RACING CLUB

Track Rating: Good 4, Weather: Overcast, Rail Position: +2.5m

Section				200m				Last 600m	
Field Times				0:11.92 (0:11.92)				0:35.80	
Rank	TAB	Horse/Jockey	Barrier	Top Speed [km/h]	Fastest Section	Margin			Distance Travelled [m]
1	7	TUHINGA Georgina Cartwright	12	67.4 1400m	0:10.95 1400m	0:11.87 [2] (0:11.87)	1:37.10		0:35.48
2	3	VENDIDIT Boris Thornton	7	67.0 400m	0:11.02 1400m	0:11.82 [4] (0:11.82)	0.2L		0:34.97 +9
3	14	CHARLIE'S CASE Mark Du Plessis	16	65.2 400m	0:11.30 400m	0:11.70 [6] (0:11.70)	0.59L		0:34.87 +6
4	5	HELEVA DEEL Tahlia Fenlon	9	64.8 400m	0:11.36 400m	0:11.59 [9] (0:11.59)	1.4L		0:34.64 +3
5	9	GRANITE PRINCE Damien Thornton	4	65.8 Overall	0:11.16 1400m	0:12.16 [1] (0:12.16)	1.43L		0:35.67 +3
6	12	PERFECT ENCOUNTER Angela Jones	11	66.7 1400m	0:11.09 1400m	0:12.13 [3] (0:12.13)	1.51L		0:35.89 +5
7	1	WAIRERE FALLS Cejay Graham	5	65.3 Overall	0:11.24 1400m	0:11.58 [10] (0:11.58)	1.92L		0:35.08 -4
8	13	O'MISS BEHAVING James Orman	14	65.5 1200m	0:11.39 1200m	0:11.58 [11] (0:11.58)	2.17L		0:34.77 -2
9	6	SO DAPPER Robbie Dolan	6	65.1 1400m	0:11.09 1400m	0:11.81 [8] (0:11.81)	2.35L		0:35.39 -6
10	16	NEVER ISLAND Taylor Marshall	10	66.3 Overall	0:11.36 1400m	0:12.15 [5] (0:12.15)	2.71L		0:35.63 +6

Scratched: Sizzling Gal (#15), Hell Hath No Fury (#11), Commodus (#4), Redwood Shadow (#10)

[] Ranking at each section and finish
 -:-:- No data available at this section
 NA No data available

SCN Saddle cloth number
 DNF Did not finish
 DNT Did not track



Doomben QLD Professional

Race 7: TATTERSALL'S ARCADE BENCHMARK 75 Handicap - 1615m

24 February 2024 - 15:44



BRISBANE
RACING CLUB

Track Rating: Good 4, Weather: Overcast, Rail Position: +2.5m

Section							200m			Last 600m
Field Times							0:11.92 (0:11.92)			0:35.80
Rank	TAB	Horse/Jockey	Barrier	Top Speed [km/h]	Fastest Section	Margin			Distance Travelled [m]	
11	8	BOLD PEDRO	1	66.3	0:11.13	0:12.18 [7]	3.47L		0:35.89	+3
		Ryan Wiggins		Overall	1400m	(0:12.18)				
12	2	COCOBREW EXPRESS	15	68.1	0:10.74	0:17.53 [12]	46.99L		0:43.79	-1
		Samantha Collett		Overall	1400m	(0:17.53)				

Scratched: Sizzling Gal (#15), Hell Hath No Fury (#11), Commodus (#4), Redwood Shadow (#10)



Horse/Jockey Name	Tuhinga
Final Rank	1
Fastest Section Time (Section)	0:10.95 (1400m)
Top Speed [km/h] (Section)	67.4 (1400m)
Race State	Finished



Doomben QLD Professional
Race 7: TATTERSALL'S ARCADE BENCHMARK 75 Handicap - 1615m

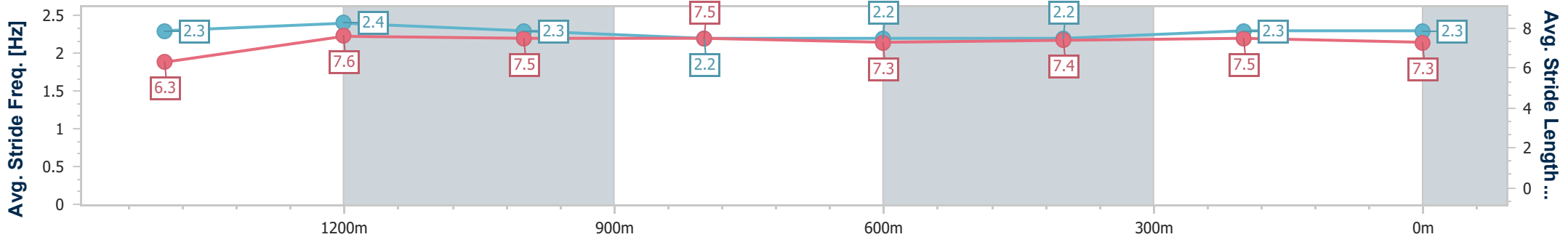
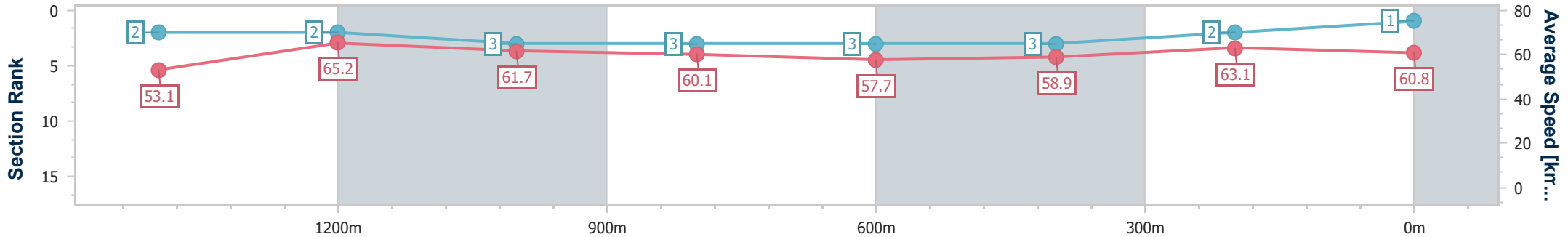


BRISBANE
 RACING CLUB

24 February 2024 - 15:44

Track Rating: Good 4, Weather: Overcast, Rail Position: +2.5m

Section	Overall	1400m	1200m	1000m	800m	600m	400m	200m
Section Times	1:37.10 [1] (0:14.60)	1:22.50 [2] (0:10.95)	1:11.55 [2] (0:11.66)	0:59.89 [3] (0:11.95)	0:47.94 [3] (0:12.46)	0:35.48 [3] (0:12.27)	0:23.21 [3] (0:11.34)	0:11.87 [2] (0:11.87)
Average Speed [km/h]	53.1	65.2	61.7	60.1	57.7	58.9	63.1	60.8
Top Speed [km/h]	67.3	67.4	62.8	61.9	58.6	60.5	64.3	63.4
Avg. Dist. to Rail [m]	5.3	1.5	1.3	0.7	0.2	0.2	1.1	1.4
Avg. Stride Freq. [Hz]	2.3	2.4	2.3	2.2	2.2	2.2	2.3	2.3
Avg. Stride Length [m]	6.3	7.6	7.5	7.5	7.3	7.4	7.5	7.3



- [] Ranking at each section and finish
- .-.- No data available at this section
- NA No data available



Horse/Jockey Name	Vendit
Final Rank	2
Fastest Section Time (Section)	0:11.02 (1400m)
Top Speed [km/h] (Section)	67.0 (400m)
Race State	Finished



Doomben QLD Professional
Race 7: TATTERSALL'S ARCADE BENCHMARK 75 Handicap - 1615m

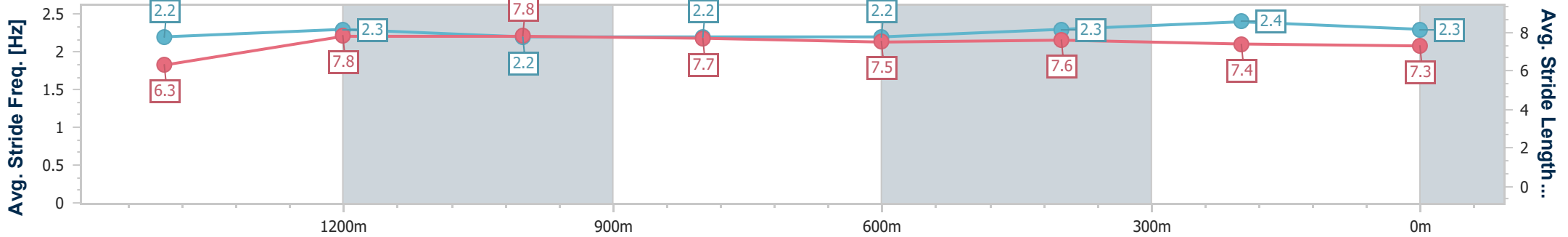
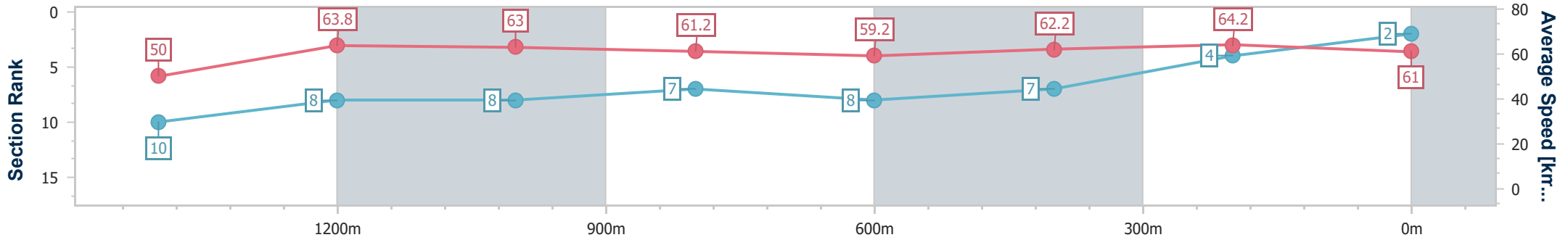


BRISBANE
RACING CLUB

24 February 2024 - 15:44

Track Rating: Good 4, Weather: Overcast, Rail Position: +2.5m

Section	Overall	1400m	1200m	1000m	800m	600m	400m	200m
Section Times	1:37.14 [2] (0:15.41)	1:21.73 [10] (0:11.02)	1:10.71 [8] (0:11.44)	0:59.27 [8] (0:11.83)	0:47.44 [7] (0:12.47)	0:34.97 [8] (0:11.89)	0:23.08 [7] (0:11.26)	0:11.82 [4] (0:11.82)
Average Speed [km/h]	50.0	63.8	63.0	61.2	59.2	62.2	64.2	61.0
Top Speed [km/h]	64.6	65.2	64.2	62.1	60.7	64.0	67.0	64.3
Avg. Dist. to Rail [m]	3.5	3.8	1.4	2.1	4.5	4.9	3.0	2.2
Avg. Stride Freq. [Hz]	2.2	2.3	2.2	2.2	2.2	2.3	2.4	2.3
Avg. Stride Length [m]	6.3	7.8	7.8	7.7	7.5	7.6	7.4	7.3



- [] Ranking at each section and finish
- .-.- No data available at this section
- NA No data available



Horse/Jockey Name	Charlie's Case
Final Rank	3
Fastest Section Time (Section)	0:11.30 (400m)
Top Speed [km/h] (Section)	65.2 (400m)
Race State	Finished



Doomben QLD Professional
Race 7: TATTERSALL'S ARCADE BENCHMARK 75 Handicap - 1615m

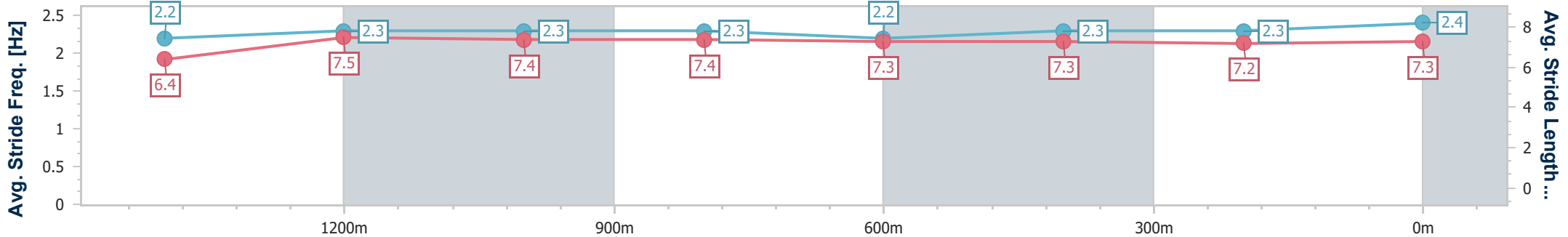
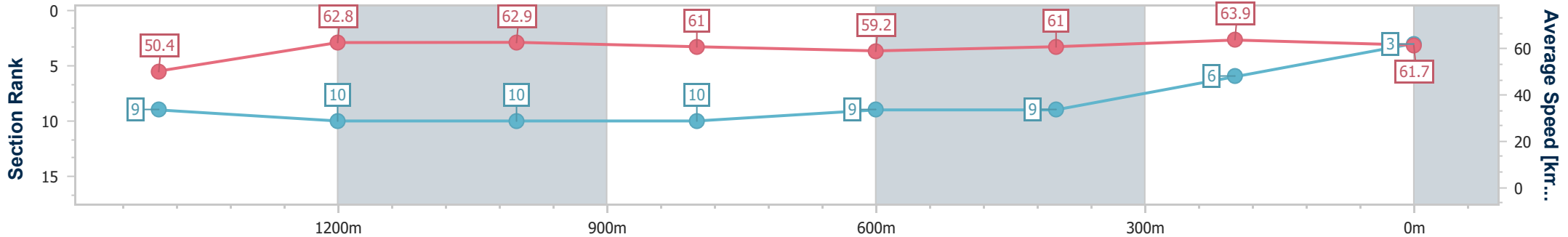


24 February 2024 - 15:44

BRISBANE RACING CLUB

Track Rating: Good 4, Weather: Overcast, Rail Position: +2.5m

Section	Overall	1400m	1200m	1000m	800m	600m	400m	200m
Section Times	1:37.20 [3] (0:15.38)	1:21.82 [9] (0:11.44)	1:10.38 [10] (0:11.43)	0:58.95 [10] (0:11.87)	0:47.08 [10] (0:12.21)	0:34.87 [9] (0:11.87)	0:23.00 [9] (0:11.30)	0:11.70 [6] (0:11.70)
Average Speed [km/h]	50.4	62.8	62.9	61.0	59.2	61.0	63.9	61.7
Top Speed [km/h]	62.6	63.0	64.6	61.4	61.0	62.1	65.2	63.6
Avg. Dist. to Rail [m]	6.8	0.5	0.8	1.3	1.1	1.1	2.5	3.6
Avg. Stride Freq. [Hz]	2.2	2.3	2.3	2.3	2.2	2.3	2.3	2.4
Avg. Stride Length [m]	6.4	7.5	7.4	7.4	7.3	7.3	7.2	7.3



- [] Ranking at each section and finish
- .-.- No data available at this section
- NA No data available



Horse/Jockey Name	Heleva Deel
Final Rank	4
Fastest Section Time (Section)	0:11.36 (400m)
Top Speed [km/h] (Section)	64.8 (400m)
Race State	Finished



Doomben QLD Professional
Race 7: TATTERSALL'S ARCADE BENCHMARK 75 Handicap - 1615m

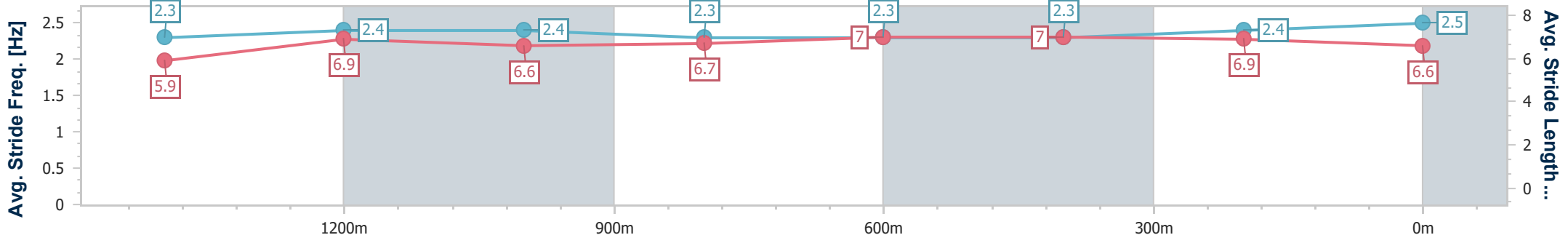
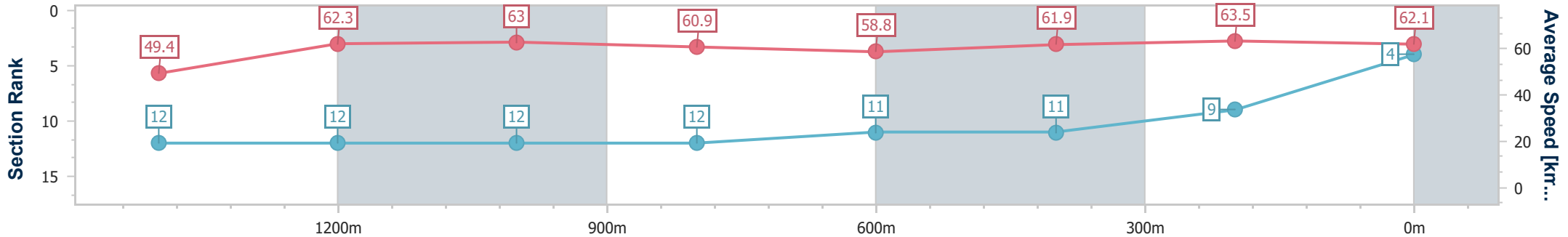


24 February 2024 - 15:44

BRISBANE RACING CLUB

Track Rating: Good 4, Weather: Overcast, Rail Position: +2.5m

Section	Overall	1400m	1200m	1000m	800m	600m	400m	200m
Section Times	1:37.34 [4] (0:15.66)	1:21.68 [12] (0:11.48)	1:10.20 [12] (0:11.39)	0:58.81 [12] (0:11.83)	0:46.98 [12] (0:12.34)	0:34.64 [11] (0:11.69)	0:22.95 [11] (0:11.36)	0:11.59 [9] (0:11.59)
Average Speed [km/h]	49.4	62.3	63.0	60.9	58.8	61.9	63.5	62.1
Top Speed [km/h]	63.6	63.5	64.7	62.0	60.7	64.0	64.8	64.0
Avg. Dist. to Rail [m]	2.6	1.2	1.1	0.5	1.0	0.8	3.6	6.0
Avg. Stride Freq. [Hz]	2.3	2.4	2.4	2.3	2.3	2.3	2.4	2.5
Avg. Stride Length [m]	5.9	6.9	6.6	6.7	7.0	7.0	6.9	6.6



- [] Ranking at each section and finish
- .-.- No data available at this section
- NA No data available



Horse/Jockey Name	Granite Prince
Final Rank	5
Fastest Section Time (Section)	0:11.16 (1400m)
Top Speed [km/h] (Section)	65.8 (Overall)
Race State	Finished



Doomben QLD Professional
Race 7: TATTERSALL'S ARCADE BENCHMARK 75 Handicap - 1615m

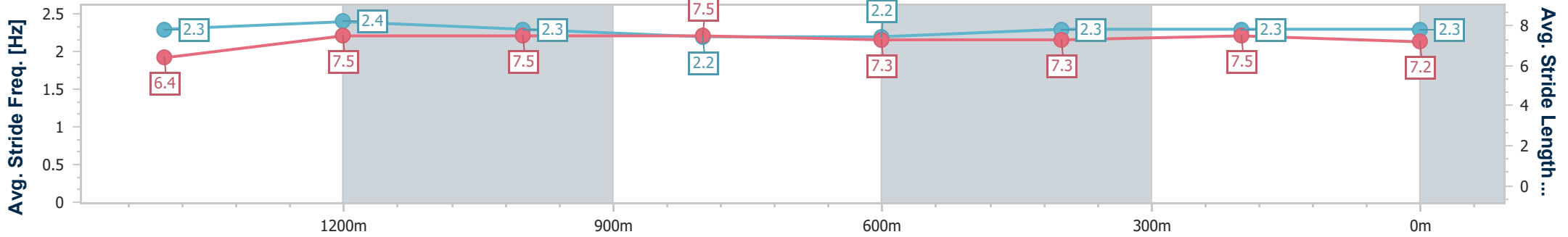
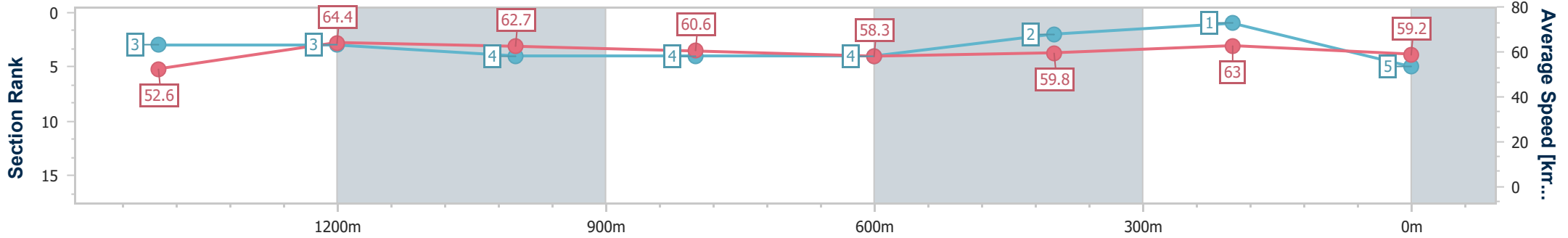


24 February 2024 - 15:44

BRISBANE RACING CLUB

Track Rating: Good 4, Weather: Overcast, Rail Position: +2.5m

Section	Overall	1400m	1200m	1000m	800m	600m	400m	200m
Section Times	1:37.34 [5] (0:14.71)	1:22.63 [3] (0:11.16)	1:11.47 [3] (0:11.48)	0:59.99 [4] (0:11.93)	0:48.06 [4] (0:12.39)	0:35.67 [4] (0:12.07)	0:23.60 [2] (0:11.44)	0:12.16 [1] (0:12.16)
Average Speed [km/h]	52.6	64.4	62.7	60.6	58.3	59.8	63.0	59.2
Top Speed [km/h]	65.8	65.7	64.6	62.0	59.3	61.8	64.6	62.4
Avg. Dist. to Rail [m]	1.6	0.4	0.7	0.9	0.6	0.5	1.6	2.4
Avg. Stride Freq. [Hz]	2.3	2.4	2.3	2.2	2.2	2.3	2.3	2.3
Avg. Stride Length [m]	6.4	7.5	7.5	7.5	7.3	7.3	7.5	7.2



- [] Ranking at each section and finish
- .-.- No data available at this section
- NA No data available



Horse/Jockey Name	Perfect Encounter
Final Rank	6
Fastest Section Time (Section)	0:11.09 (1400m)
Top Speed [km/h] (Section)	66.7 (1400m)
Race State	Finished



Doomben QLD Professional
Race 7: TATTERSALL'S ARCADE BENCHMARK 75 Handicap - 1615m

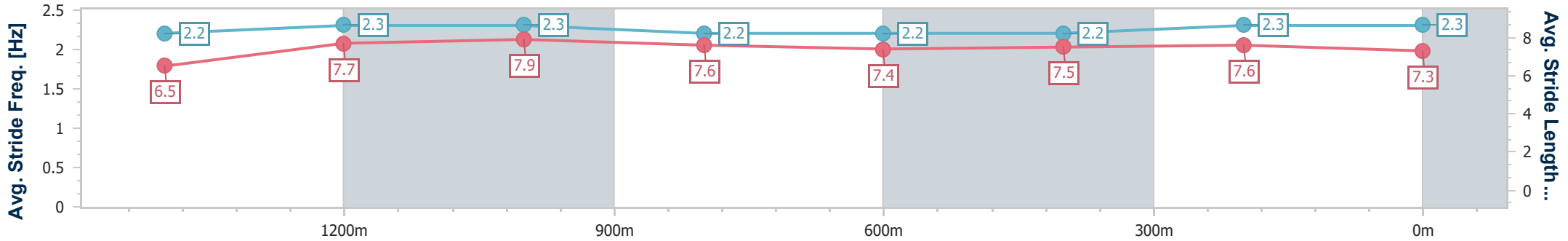
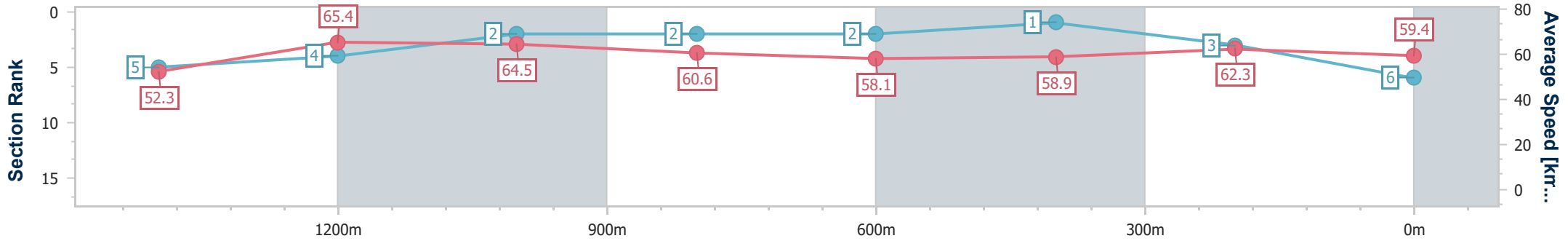


24 February 2024 - 15:44

BRISBANE RACING CLUB

Track Rating: Good 4, Weather: Overcast, Rail Position: +2.5m

Section	Overall	1400m	1200m	1000m	800m	600m	400m	200m
Section Times	1:37.36 [6] (0:14.80)	1:22.56 [5] (0:11.09)	1:11.47 [4] (0:11.21)	1:00.26 [2] (0:11.91)	0:48.35 [2] (0:12.46)	0:35.89 [2] (0:12.22)	0:23.67 [1] (0:11.54)	0:12.13 [3] (0:12.13)
Average Speed [km/h]	52.3	65.4	64.5	60.6	58.1	58.9	62.3	59.4
Top Speed [km/h]	66.3	66.7	66.6	61.9	58.8	60.9	63.4	62.5
Avg. Dist. to Rail [m]	3.9	1.0	1.3	1.1	1.0	0.3	0.8	0.7
Avg. Stride Freq. [Hz]	2.2	2.3	2.3	2.2	2.2	2.2	2.3	2.3
Avg. Stride Length [m]	6.5	7.7	7.9	7.6	7.4	7.5	7.6	7.3



- [] Ranking at each section and finish
- .-.- No data available at this section
- NA No data available



Horse/Jockey Name	Wairere Falls
Final Rank	7
Fastest Section Time (Section)	0:11.24 (1400m)
Top Speed [km/h] (Section)	65.3 (Overall)
Race State	Finished



Doomben QLD Professional
Race 7: TATTERSALL'S ARCADE BENCHMARK 75 Handicap - 1615m

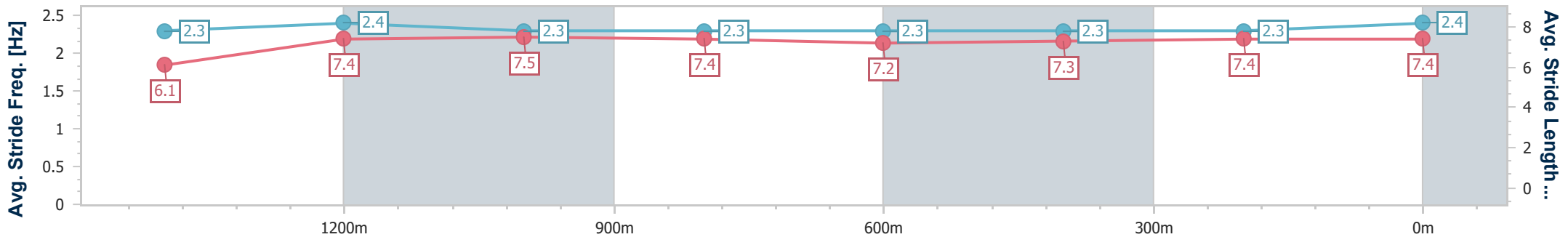
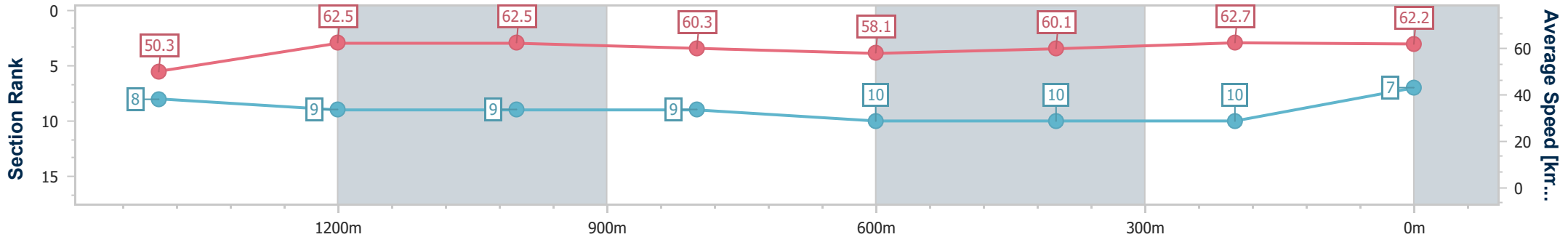


24 February 2024 - 15:44

BRISBANE RACING CLUB

Track Rating: Good 4, Weather: Overcast, Rail Position: +2.5m

Section	Overall	1400m	1200m	1000m	800m	600m	400m	200m
Section Times	1:37.43 [7] (0:15.37)	1:22.06 [8] (0:11.24)	1:10.82 [9] (0:11.51)	0:59.31 [9] (0:11.88)	0:47.43 [9] (0:12.35)	0:35.08 [10] (0:11.97)	0:23.11 [10] (0:11.53)	0:11.58 [10] (0:11.58)
Average Speed [km/h]	50.3	62.5	62.5	60.3	58.1	60.1	62.7	62.2
Top Speed [km/h]	65.3	63.9	64.1	61.5	59.8	61.8	65.2	65.1
Avg. Dist. to Rail [m]	1.3	3.8	2.6	1.5	0.5	0.3	2.0	5.0
Avg. Stride Freq. [Hz]	2.3	2.4	2.3	2.3	2.3	2.3	2.3	2.4
Avg. Stride Length [m]	6.1	7.4	7.5	7.4	7.2	7.3	7.4	7.4



- [] Ranking at each section and finish
- .-.- No data available at this section
- NA No data available



Horse/Jockey Name	O'miss Behaving
Final Rank	8
Fastest Section Time (Section)	0:11.39 (1200m)
Top Speed [km/h] (Section)	65.5 (1200m)
Race State	Finished



Doomben QLD Professional
Race 7: TATTERSALL'S ARCADE BENCHMARK 75 Handicap - 1615m

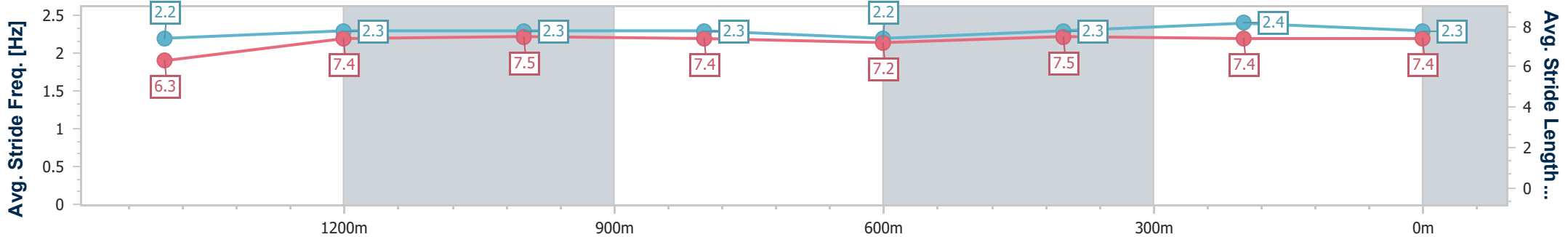
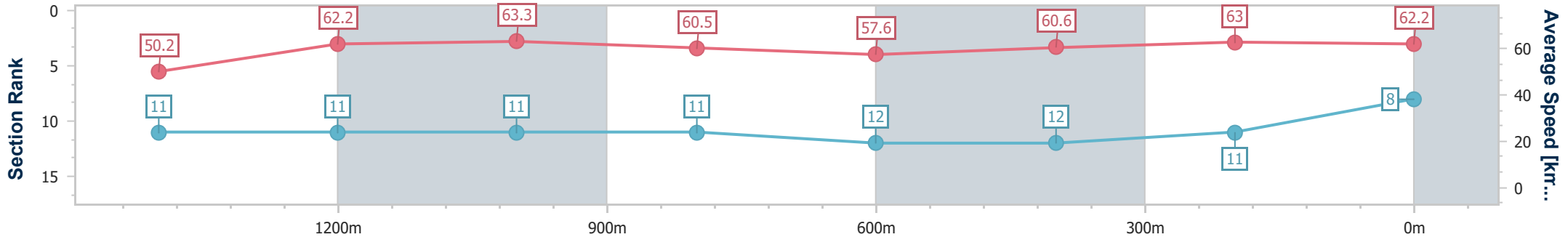


24 February 2024 - 15:44

BRISBANE RACING CLUB

Track Rating: Good 4, Weather: Overcast, Rail Position: +2.5m

Section	Overall	1400m	1200m	1000m	800m	600m	400m	200m
Section Times	1:37.47 [8] (0:15.46)	1:22.01 [11] (0:11.49)	1:10.52 [11] (0:11.39)	0:59.13 [11] (0:11.93)	0:47.20 [11] (0:12.43)	0:34.77 [12] (0:11.76)	0:23.01 [12] (0:11.43)	0:11.58 [11] (0:11.58)
Average Speed [km/h]	50.2	62.2	63.3	60.5	57.6	60.6	63.0	62.2
Top Speed [km/h]	65.2	64.9	65.5	61.2	60.3	62.4	65.3	64.7
Avg. Dist. to Rail [m]	3.4	0.5	0.2	0.3	0.8	2.3	3.4	6.5
Avg. Stride Freq. [Hz]	2.2	2.3	2.3	2.3	2.2	2.3	2.4	2.3
Avg. Stride Length [m]	6.3	7.4	7.5	7.4	7.2	7.5	7.4	7.4



- [] Ranking at each section and finish
- .-.- No data available at this section
- NA No data available



Horse/Jockey Name	So Dapper
Final Rank	9
Fastest Section Time (Section)	0:11.09 (1400m)
Top Speed [km/h] (Section)	65.1 (1400m)
Race State	Finished



Doomben QLD Professional
Race 7: TATTERSALL'S ARCADE BENCHMARK 75 Handicap - 1615m

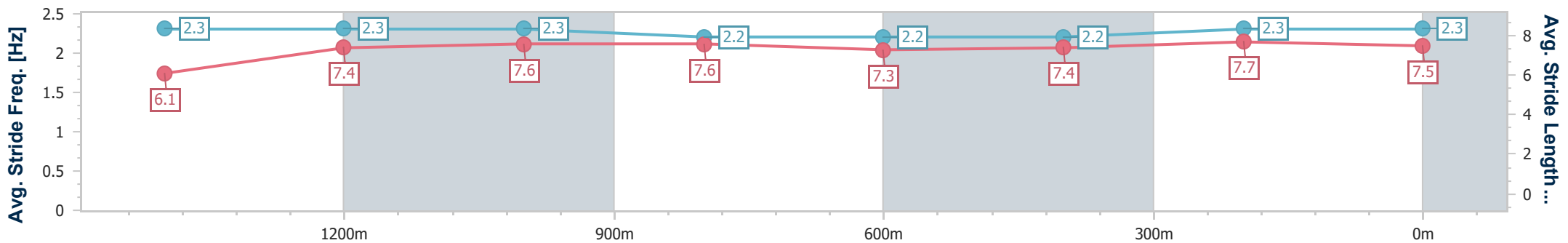
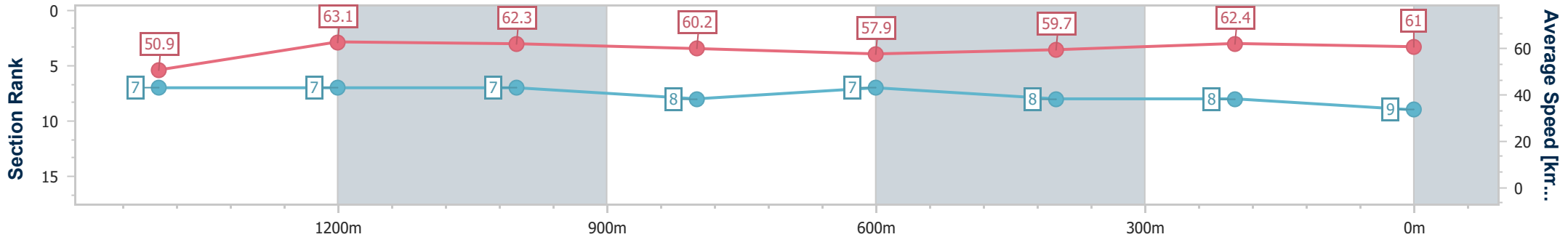


24 February 2024 - 15:44

BRISBANE
RACING CLUB

Track Rating: Good 4, Weather: Overcast, Rail Position: +2.5m

Section	Overall	1400m	1200m	1000m	800m	600m	400m	200m
Section Times	1:37.50 [9] (0:15.14)	1:22.36 [7] (0:11.09)	1:11.27 [7] (0:11.58)	0:59.69 [7] (0:11.91)	0:47.78 [8] (0:12.39)	0:35.39 [7] (0:12.00)	0:23.39 [8] (0:11.58)	0:11.81 [8] (0:11.81)
Average Speed [km/h]	50.9	63.1	62.3	60.2	57.9	59.7	62.4	61.0
Top Speed [km/h]	64.6	65.1	64.3	61.6	59.0	61.5	64.0	62.8
Avg. Dist. to Rail [m]	1.2	4.3	2.5	1.5	0.8	0.4	0.9	3.6
Avg. Stride Freq. [Hz]	2.3	2.3	2.3	2.2	2.2	2.2	2.3	2.3
Avg. Stride Length [m]	6.1	7.4	7.6	7.6	7.3	7.4	7.7	7.5



- [] Ranking at each section and finish
- .-.- No data available at this section
- NA No data available



Horse/Jockey Name	Never Island
Final Rank	10
Fastest Section Time (Section)	0:11.36 (1400m)
Top Speed [km/h] (Section)	66.3 (Overall)
Race State	Finished



Doomben QLD Professional
Race 7: TATTERSALL'S ARCADE BENCHMARK 75 Handicap - 1615m

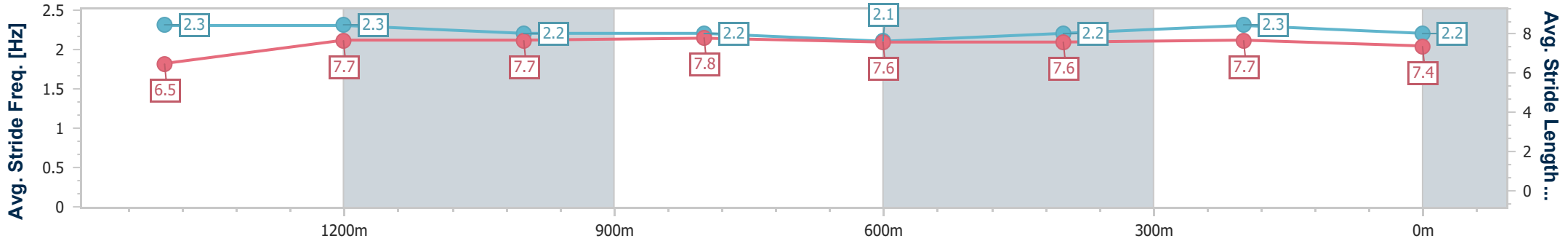
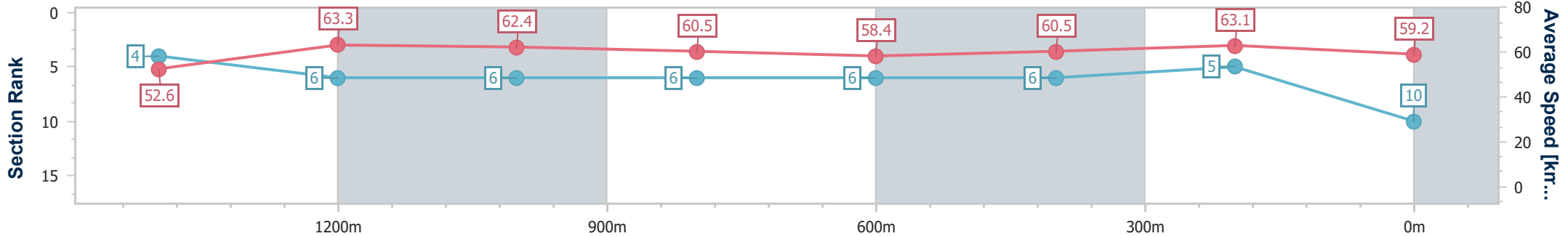


24 February 2024 - 15:44

BRISBANE RACING CLUB

Track Rating: Good 4, Weather: Overcast, Rail Position: +2.5m

Section	Overall	1400m	1200m	1000m	800m	600m	400m	200m
Section Times	1:37.56 [10] (0:14.75)	1:22.81 [4] (0:11.36)	1:11.45 [6] (0:11.52)	0:59.93 [6] (0:11.91)	0:48.02 [6] (0:12.39)	0:35.63 [6] (0:12.04)	0:23.59 [6] (0:11.44)	0:12.15 [5] (0:12.15)
Average Speed [km/h]	52.6	63.3	62.4	60.5	58.4	60.5	63.1	59.2
Top Speed [km/h]	66.3	64.6	64.6	62.4	59.3	61.9	63.8	61.9
Avg. Dist. to Rail [m]	3.9	0.3	0.7	0.8	0.6	1.5	2.0	2.4
Avg. Stride Freq. [Hz]	2.3	2.3	2.2	2.2	2.1	2.2	2.3	2.2
Avg. Stride Length [m]	6.5	7.7	7.7	7.8	7.6	7.6	7.7	7.4



- [] Ranking at each section and finish
- .-.- No data available at this section
- NA No data available



Horse/Jockey Name	Bold Pedro
Final Rank	11
Fastest Section Time (Section)	0:11.13 (1400m)
Top Speed [km/h] (Section)	66.3 (Overall)
Race State	Finished



Doomben QLD Professional
Race 7: TATTERSALL'S ARCADE BENCHMARK 75 Handicap - 1615m

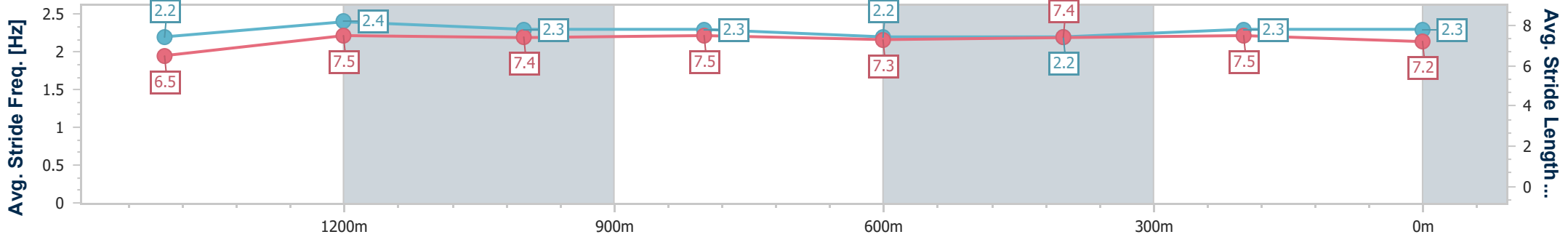
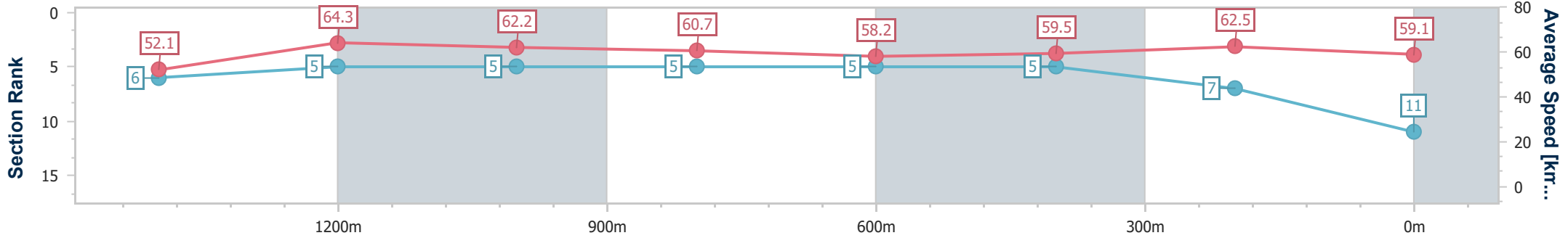


24 February 2024 - 15:44

BRISBANE RACING CLUB

Track Rating: Good 4, Weather: Overcast, Rail Position: +2.5m

Section	Overall	1400m	1200m	1000m	800m	600m	400m	200m
Section Times	1:37.69 [11] (0:14.85)	1:22.84 [6] (0:11.13)	1:11.71 [5] (0:11.55)	1:00.16 [5] (0:11.91)	0:48.25 [5] (0:12.36)	0:35.89 [5] (0:12.15)	0:23.74 [5] (0:11.56)	0:12.18 [7] (0:12.18)
Average Speed [km/h]	52.1	64.3	62.2	60.7	58.2	59.5	62.5	59.1
Top Speed [km/h]	66.3	65.5	64.8	61.3	59.1	61.2	63.8	62.0
Avg. Dist. to Rail [m]	0.7	1.0	1.2	1.0	0.4	0.9	0.7	0.4
Avg. Stride Freq. [Hz]	2.2	2.4	2.3	2.3	2.2	2.2	2.3	2.3
Avg. Stride Length [m]	6.5	7.5	7.4	7.5	7.3	7.4	7.5	7.2



- [] Ranking at each section and finish
- .-.- No data available at this section
- NA No data available



Horse/Jockey Name	Cocobrew Express
Final Rank	12
Fastest Section Time (Section)	0:10.74 (1400m)
Top Speed [km/h] (Section)	68.1 (Overall)
Race State	Finished



Doomben QLD Professional
Race 7: TATTERSALL'S ARCADE BENCHMARK 75 Handicap - 1615m

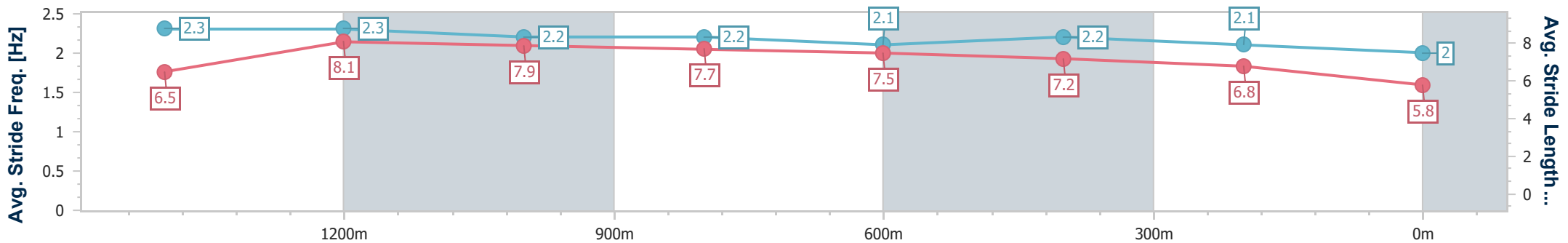
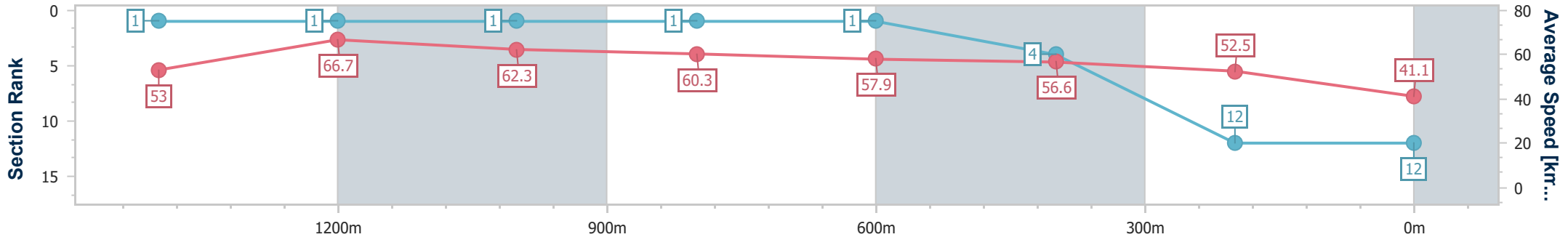


24 February 2024 - 15:44

BRISBANE RACING CLUB

Track Rating: Good 4, Weather: Overcast, Rail Position: +2.5m

Section	Overall	1400m	1200m	1000m	800m	600m	400m	200m
Section Times	1:45.09 [12] (0:14.58)	1:30.51 [1] (0:10.74)	1:19.77 [1] (0:11.58)	1:08.19 [1] (0:11.96)	0:56.23 [1] (0:12.44)	0:43.79 [1] (0:12.64)	0:31.15 [4] (0:13.62)	0:17.53 [12] (0:17.53)
Average Speed [km/h]	53.0	66.7	62.3	60.3	57.9	56.6	52.5	41.1
Top Speed [km/h]	68.1	68.0	64.3	62.4	58.9	57.6	55.2	48.0
Avg. Dist. to Rail [m]	5.9	1.3	1.8	0.7	0.2	1.0	1.6	1.1
Avg. Stride Freq. [Hz]	2.3	2.3	2.2	2.2	2.1	2.2	2.1	2.0
Avg. Stride Length [m]	6.5	8.1	7.9	7.7	7.5	7.2	6.8	5.8



- [] Ranking at each section and finish
- .-.- No data available at this section
- NA No data available