



Doomben QLD Professional

Race 6: FUNCTIONS AT TATTERSALL'S CLUB Class 6 Plate - 1350m

24 February 2024 - 15:08



BRISBANE
RACING CLUB

Track Rating: Good 4, Weather: Overcast, Rail Position: +2.5m

Section												Last 600m	
Field Times		Overall	1200m	1000m	800m	600m	400m						0:34.33
		1:19.96 (0:11.07)	1:08.89 (0:11.07)	0:57.82 (0:11.55)	0:46.27 (0:11.94)	0:34.33 (0:11.73)	0:22.60 (0:11.10)						
Rank	TAB	Horse/Jockey	Barrier	Top Speed [km/h]	Fastest Section	Overall	1200m	1000m	800m	600m	400m	Last 600m	Distance Travelled [m]
1	2	BOOM TORQUE James Orman	1	67.1 400m	0:11.02 400m	1:19.96 [1] (0:11.17)	1:08.79 [2] (0:11.21)	0:57.58 [5] (0:11.47)	0:46.11 [3] (0:12.01)	0:34.10 [5] (0:11.70)	0:22.40 [5] (0:11.02)	0:34.10	
2	3	BRENTWOOD Angela Jones	7	66.3 400m	0:11.07 Overall	1:20.10 [2] (0:11.07)	1:09.03 [1] (0:11.10)	0:57.93 [2] (0:11.52)	0:46.41 [1] (0:11.94)	0:34.47 [1] (0:11.73)	0:22.74 [1] (0:11.10)	0:34.47	+0
3	1	HYDE Bailey Wheeler	5	67.6 400m	0:10.89 400m	1:20.19 [3] (0:11.53)	1:08.66 [7] (0:11.11)	0:57.55 [6] (0:11.51)	0:46.04 [6] (0:11.97)	0:34.07 [6] (0:11.53)	0:22.54 [6] (0:10.89)	0:34.07	+4
4	9	BETTCHA THE CROWN Kirk Matheson	2	66.8 1200m	0:11.06 1200m	1:20.21 [4] (0:11.29)	1:08.92 [5] (0:11.06)	0:57.86 [4] (0:11.53)	0:46.33 [4] (0:11.87)	0:34.46 [3] (0:11.77)	0:22.69 [4] (0:11.25)	0:34.46	+3
5	7	VIMINELE Jake Bayliss	11	66.6 400m	0:10.98 400m	1:20.31 [5] (0:11.85)	1:08.46 [10] (0:11.36)	0:57.10 [10] (0:11.39)	0:45.71 [10] (0:11.95)	0:33.76 [10] (0:11.45)	0:22.31 [10] (0:10.98)	0:33.76	+4
6	5	HOLSTEIN Robbie Dolan	3	66.1 400m	0:11.09 400m	1:20.32 [6] (0:11.36)	1:08.96 [6] (0:11.39)	0:57.57 [7] (0:11.47)	0:46.10 [7] (0:11.96)	0:34.14 [7] (0:11.64)	0:22.50 [7] (0:11.09)	0:34.14	-1
7	8	PETUNIA Kyle Wilson-Taylor	6	66.5 400m	0:11.11 400m	1:20.43 [7] (0:11.68)	1:08.75 [9] (0:11.43)	0:57.32 [9] (0:11.44)	0:45.88 [9] (0:11.73)	0:34.15 [8] (0:11.56)	0:22.59 [8] (0:11.11)	0:34.15	-5
8	6	PREPOTENT Mark Du Plessis	8	65.4 400m	0:11.16 400m	1:20.72 [8] (0:11.59)	1:09.13 [8] (0:11.36)	0:57.77 [8] (0:11.40)	0:46.37 [8] (0:12.00)	0:34.37 [9] (0:11.53)	0:22.84 [9] (0:11.16)	0:34.37	+4
9	11	MYCHYNA Cejay Graham	9	67.4 1200m	0:10.96 1200m	1:20.75 [9] (0:11.18)	1:09.57 [3] (0:10.96)	0:58.61 [1] (0:11.62)	0:46.99 [2] (0:11.95)	0:35.04 [2] (0:11.72)	0:23.32 [3] (0:11.35)	0:35.04	+2
10	10	MIYAKE Casey Waddell	4	66.4 Overall	0:11.04 1200m	1:20.80 [10] (0:11.24)	1:09.56 [4] (0:11.04)	0:58.52 [3] (0:11.64)	0:46.88 [5] (0:11.89)	0:34.99 [4] (0:11.60)	0:23.39 [2] (0:11.35)	0:34.99	+4

Scratched: Gaius (#4)

Report Created: Sat 24 February 2024 15:29 GMT+ (Note: Timing is based on position data)

Page 1/12

[] Ranking at each section and finish
 -:-:- No data available at this section
 NA No data available

SCN Saddle cloth number
 DNF Did not finish
 DNT Did not track

data processed by TRIPLESDATA



Doomben QLD Professional

Race 6: FUNCTIONS AT TATTERSALL'S CLUB Class 6 Plate - 1350m

24 February 2024 - 15:08



BRISBANE
RACING CLUB

Track Rating: Good 4, Weather: Overcast, Rail Position: +2.5m

Section							200m			Last 600m
Field Times							0:11.50			0:34.33
							(0:11.50)			
Rank	TAB	Horse/Jockey	Barrier	Top Speed [km/h]	Fastest Section	Margin			Distance Travelled [m]	
1	2	BOOM TORQUE James Orman	1	67.1 400m	0:11.02 400m	0:11.38 [3] (0:11.38)	1:19.96		0:34.10	
2	3	BRENTWOOD Angela Jones	7	66.3 400m	0:11.07 Overall	0:11.64 [1] (0:11.64)	0.8L		0:34.47 +0	
3	1	HYDE Bailey Wheeler	5	67.6 400m	0:10.89 400m	0:11.65 [2] (0:11.65)	1.33L		0:34.07 +4	
4	9	BETTCHA THE CROWN Kirk Matheson	2	66.8 1200m	0:11.06 1200m	0:11.44 [5] (0:11.44)	1.44L		0:34.46 +3	
5	7	VIMINELE Jake Bayliss	11	66.6 400m	0:10.98 400m	0:11.33 [9] (0:11.33)	2.07L		0:33.76 +4	
6	5	HOLSTEIN Robbie Dolan	3	66.1 400m	0:11.09 400m	0:11.41 [7] (0:11.41)	2.12L		0:34.14 -1	
7	8	PETUNIA Kyle Wilson-Taylor	6	66.5 400m	0:11.11 400m	0:11.48 [8] (0:11.48)	2.75L		0:34.15 -5	
8	6	PREPOTENT Mark Du Plessis	8	65.4 400m	0:11.16 400m	0:11.68 [10] (0:11.68)	4.44L		0:34.37 +4	
9	11	MYCHYNA Cejay Graham	9	67.4 1200m	0:10.96 1200m	0:11.97 [6] (0:11.97)	4.62L		0:35.04 +2	
10	10	MIYAKE Casey Waddell	4	66.4 Overall	0:11.04 1200m	0:12.04 [4] (0:12.04)	4.94L		0:34.99 +4	

Scratched: Gaius (#4)

Report Created: Sat 24 February 2024 15:29 GMT+ (Note: Timing is based on position data)

Page 2/12

[] Ranking at each section and finish
 -:-:- No data available at this section
 NA No data available

SCN Saddle cloth number
 DNF Did not finish
 DNT Did not track

data processed by  **TRIPLES DATA**



Horse/Jockey Name	Boom Torque
Final Rank	1
Fastest Section Time (Section)	0:11.02 (400m)
Top Speed [km/h] (Section)	67.1 (400m)
Race State	Finished

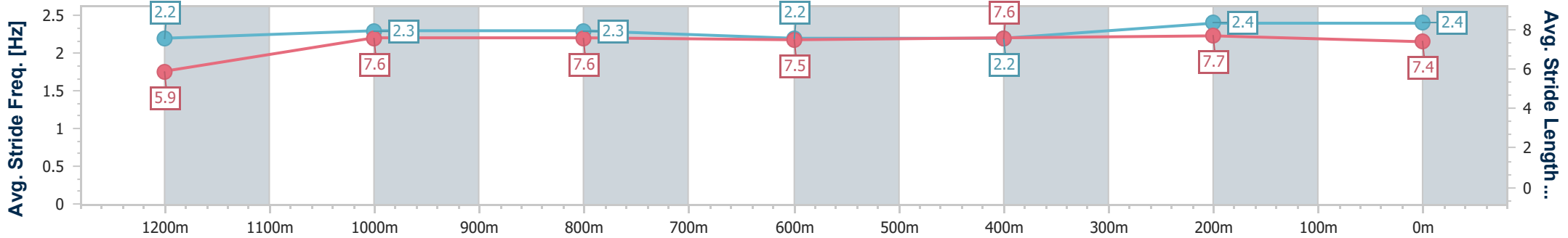
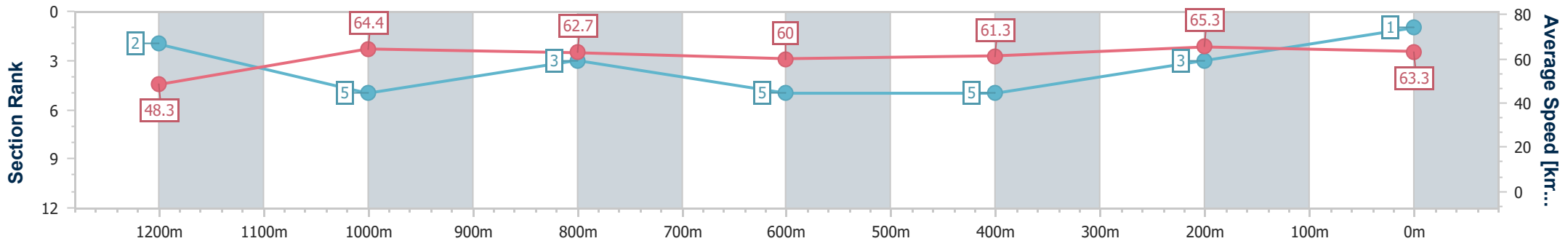


Doomben QLD Professional
Race 6: FUNCTIONS AT TATTERSALL'S CLUB Class 6 Plate - 1350m
 24 February 2024 - 15:08
 Track Rating: Good 4, Weather: Overcast, Rail Position: +2.5m



BRISBANE
RACING CLUB

Section	Overall	1200m	1000m	800m	600m	400m	200m
Section Times	1:19.96 [1] (0:11.17)	1:08.79 [2] (0:11.21)	0:57.58 [5] (0:11.47)	0:46.11 [3] (0:12.01)	0:34.10 [5] (0:11.70)	0:22.40 [5] (0:11.02)	0:11.38 [3] (0:11.38)
Average Speed [km/h]	48.3	64.4	62.7	60.0	61.3	65.3	63.3
Top Speed [km/h]	66.1	64.8	64.4	61.5	62.5	67.1	66.1
Avg. Dist. to Rail [m]	1.2	0.4	0.4	0.2	0.7	1.3	0.9
Avg. Stride Freq. [Hz]	2.2	2.3	2.3	2.2	2.2	2.4	2.4
Avg. Stride Length [m]	5.9	7.6	7.6	7.5	7.6	7.7	7.4



- [] Ranking at each section and finish
- .-.- No data available at this section
- NA No data available



Horse/Jockey Name	Brentwood
Final Rank	2
Fastest Section Time (Section)	0:11.07 (Overall)
Top Speed [km/h] (Section)	66.3 (400m)
Race State	Finished



Doomben QLD Professional
Race 6: FUNCTIONS AT TATTERSALL'S CLUB Class 6 Plate - 1350m

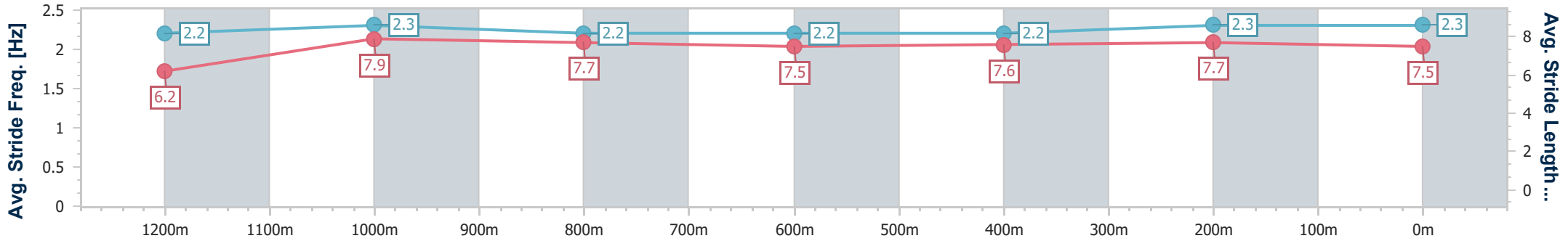
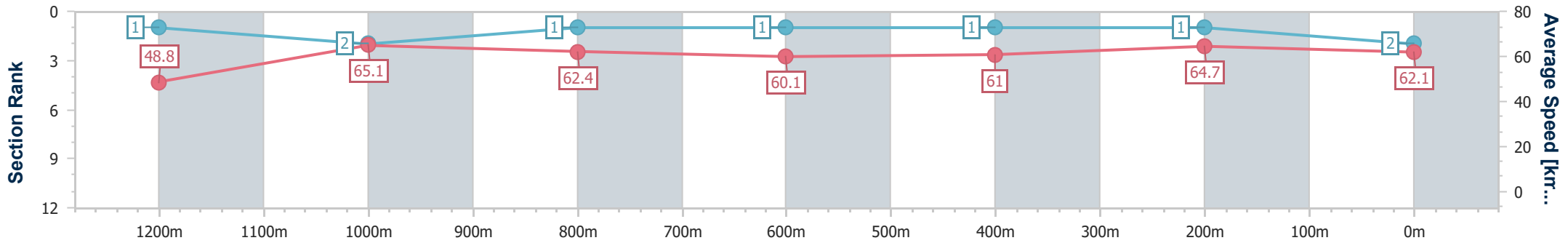


24 February 2024 - 15:08

BRISBANE RACING CLUB

Track Rating: Good 4, Weather: Overcast, Rail Position: +2.5m

Section	Overall	1200m	1000m	800m	600m	400m	200m
Section Times	1:20.10 [2] (0:11.07)	1:09.03 [1] (0:11.10)	0:57.93 [2] (0:11.52)	0:46.41 [1] (0:11.94)	0:34.47 [1] (0:11.73)	0:22.74 [1] (0:11.10)	0:11.64 [1] (0:11.64)
Average Speed [km/h]	48.8	65.1	62.4	60.1	61.0	64.7	62.1
Top Speed [km/h]	64.2	65.9	64.5	60.5	62.2	66.3	65.1
Avg. Dist. to Rail [m]	5.4	0.2	0.1	0.8	0.6	0.4	0.5
Avg. Stride Freq. [Hz]	2.2	2.3	2.2	2.2	2.2	2.3	2.3
Avg. Stride Length [m]	6.2	7.9	7.7	7.5	7.6	7.7	7.5



- [] Ranking at each section and finish
- .-.- No data available at this section
- NA No data available



Horse/Jockey Name	Hyde
Final Rank	3
Fastest Section Time (Section)	0:10.89 (400m)
Top Speed [km/h] (Section)	67.6 (400m)
Race State	Finished



Doomben QLD Professional
Race 6: FUNCTIONS AT TATTERSALL'S CLUB Class 6 Plate - 1350m

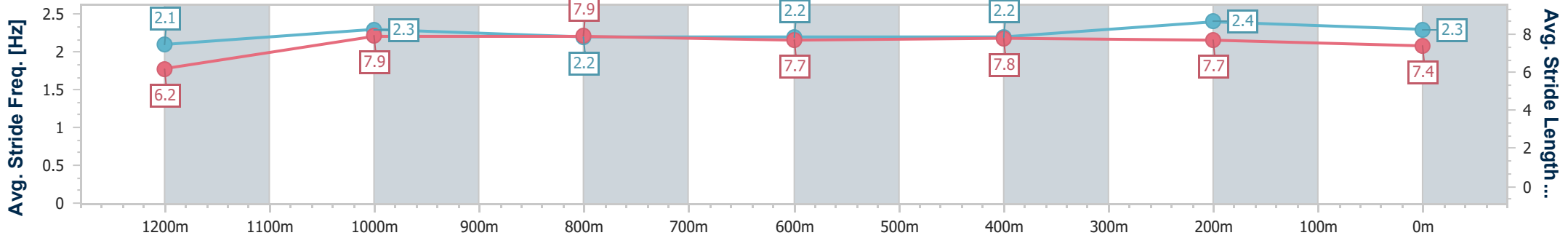
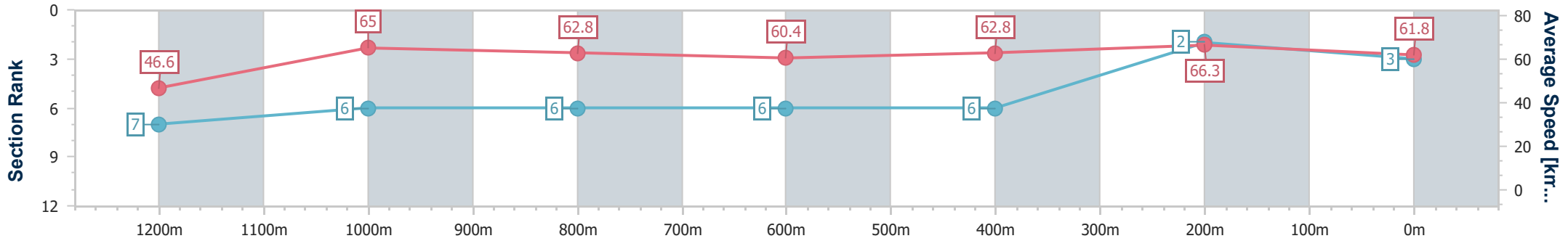


BRISBANE
RACING CLUB

24 February 2024 - 15:08

Track Rating: Good 4, Weather: Overcast, Rail Position: +2.5m

Section	Overall	1200m	1000m	800m	600m	400m	200m
Section Times	1:20.19 [3] (0:11.53)	1:08.66 [7] (0:11.11)	0:57.55 [6] (0:11.51)	0:46.04 [6] (0:11.97)	0:34.07 [6] (0:11.53)	0:22.54 [6] (0:10.89)	0:11.65 [2] (0:11.65)
Average Speed [km/h]	46.6	65.0	62.8	60.4	62.8	66.3	61.8
Top Speed [km/h]	64.3	65.4	64.3	61.6	64.7	67.6	65.0
Avg. Dist. to Rail [m]	4.5	1.7	1.6	1.1	0.5	1.9	1.7
Avg. Stride Freq. [Hz]	2.1	2.3	2.2	2.2	2.2	2.4	2.3
Avg. Stride Length [m]	6.2	7.9	7.9	7.7	7.8	7.7	7.4



- [] Ranking at each section and finish
- .-.- No data available at this section
- NA No data available



Horse/Jockey Name	Bettcha The Crown
Final Rank	4
Fastest Section Time (Section)	0:11.06 (1200m)
Top Speed [km/h] (Section)	66.8 (1200m)
Race State	Finished

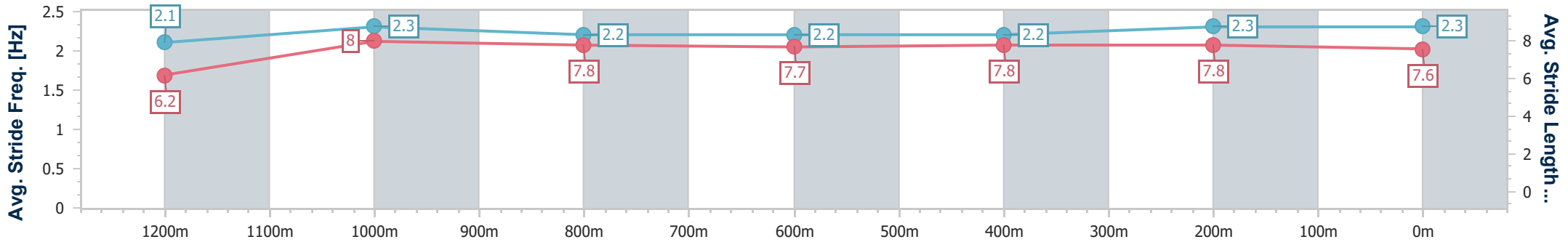
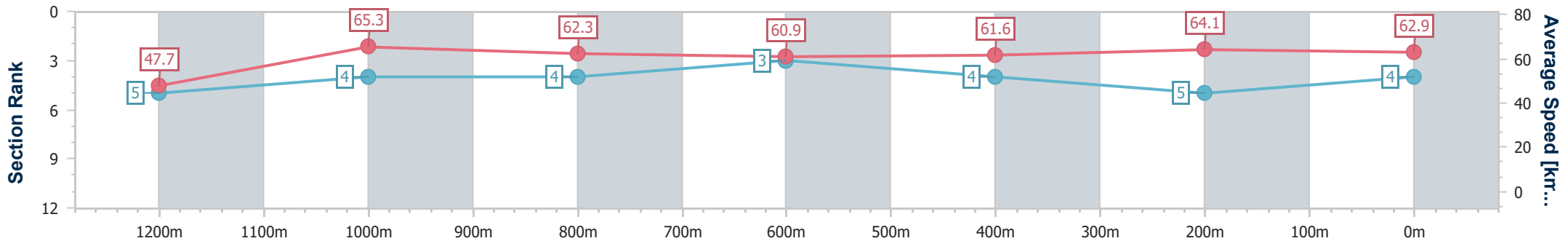


Doomben QLD Professional
Race 6: FUNCTIONS AT TATTERSALL'S CLUB Class 6 Plate - 1350m
 24 February 2024 - 15:08
 Track Rating: Good 4, Weather: Overcast, Rail Position: +2.5m



BRISBANE
RACING CLUB

Section	Overall	1200m	1000m	800m	600m	400m	200m
Section Times	1:20.21 [4] (0:11.29)	1:08.92 [5] (0:11.06)	0:57.86 [4] (0:11.53)	0:46.33 [4] (0:11.87)	0:34.46 [3] (0:11.77)	0:22.69 [4] (0:11.25)	0:11.44 [5] (0:11.44)
Average Speed [km/h]	47.7	65.3	62.3	60.9	61.6	64.1	62.9
Top Speed [km/h]	65.5	66.8	65.0	62.1	62.8	65.0	65.3
Avg. Dist. to Rail [m]	2.4	1.2	1.2	0.6	1.1	2.5	5.4
Avg. Stride Freq. [Hz]	2.1	2.3	2.2	2.2	2.2	2.3	2.3
Avg. Stride Length [m]	6.2	8.0	7.8	7.7	7.8	7.8	7.6



- [] Ranking at each section and finish
- .-.- No data available at this section
- NA No data available



Horse/Jockey Name	Viminele
Final Rank	5
Fastest Section Time (Section)	0:10.98 (400m)
Top Speed [km/h] (Section)	66.6 (400m)
Race State	Finished



Doomben QLD Professional
Race 6: FUNCTIONS AT TATTERSALL'S CLUB Class 6 Plate - 1350m

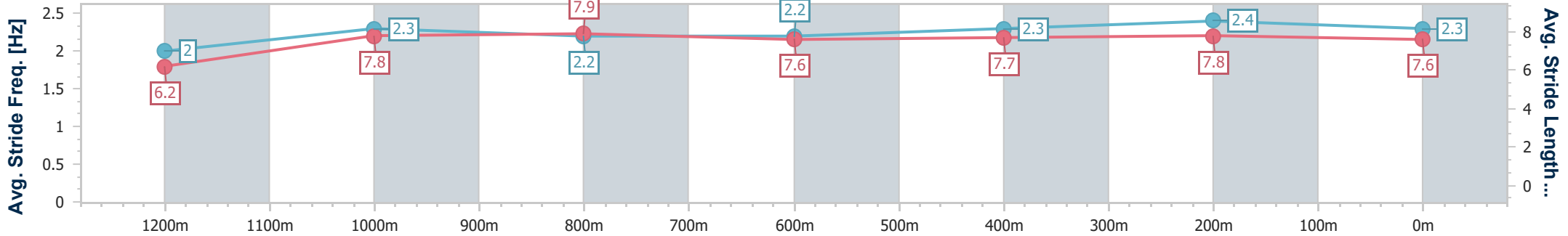
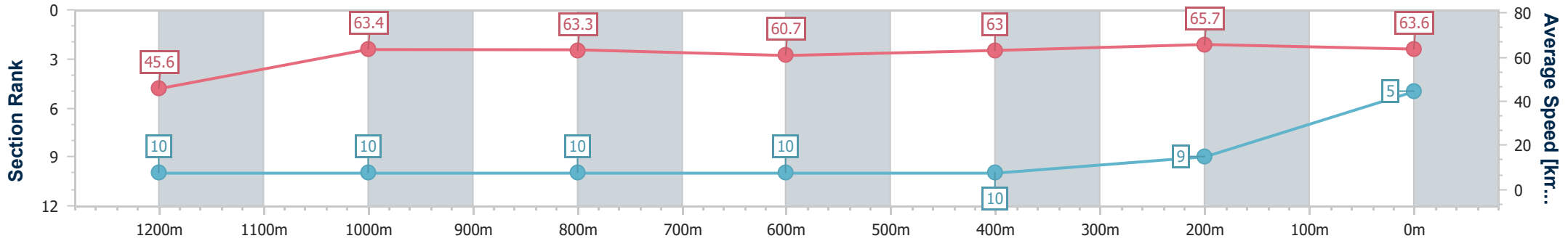


BRISBANE
RACING CLUB

24 February 2024 - 15:08

Track Rating: Good 4, Weather: Overcast, Rail Position: +2.5m

Section	Overall	1200m	1000m	800m	600m	400m	200m
Section Times	1:20.31 [5] (0:11.85)	1:08.46 [10] (0:11.36)	0:57.10 [10] (0:11.39)	0:45.71 [10] (0:11.95)	0:33.76 [10] (0:11.45)	0:22.31 [10] (0:10.98)	0:11.33 [9] (0:11.33)
Average Speed [km/h]	45.6	63.4	63.3	60.7	63.0	65.7	63.6
Top Speed [km/h]	63.6	64.8	64.3	62.5	65.0	66.6	65.0
Avg. Dist. to Rail [m]	7.6	1.2	1.2	0.9	0.5	1.7	4.8
Avg. Stride Freq. [Hz]	2.0	2.3	2.2	2.2	2.3	2.4	2.3
Avg. Stride Length [m]	6.2	7.8	7.9	7.6	7.7	7.8	7.6



- [] Ranking at each section and finish
- .-.- No data available at this section
- NA No data available



Horse/Jockey Name	Holstein
Final Rank	6
Fastest Section Time (Section)	0:11.09 (400m)
Top Speed [km/h] (Section)	66.1 (400m)
Race State	Finished



Doomben QLD Professional
Race 6: FUNCTIONS AT TATTERSALL'S CLUB Class 6 Plate - 1350m

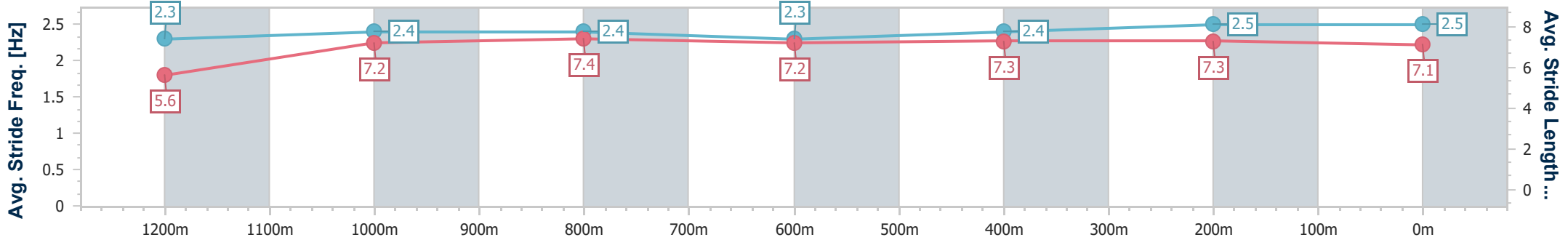
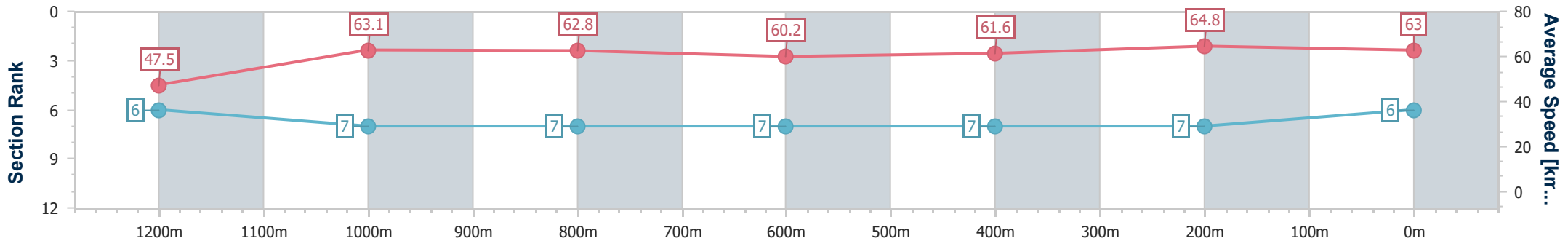


24 February 2024 - 15:08

BRISBANE RACING CLUB

Track Rating: Good 4, Weather: Overcast, Rail Position: +2.5m

Section	Overall	1200m	1000m	800m	600m	400m	200m
Section Times	1:20.32 [6] (0:11.36)	1:08.96 [6] (0:11.39)	0:57.57 [7] (0:11.47)	0:46.10 [7] (0:11.96)	0:34.14 [7] (0:11.64)	0:22.50 [7] (0:11.09)	0:11.41 [7] (0:11.41)
Average Speed [km/h]	47.5	63.1	62.8	60.2	61.6	64.8	63.0
Top Speed [km/h]	63.4	64.2	64.2	61.0	64.2	66.1	66.1
Avg. Dist. to Rail [m]	3.0	1.0	0.5	0.2	0.8	1.7	1.2
Avg. Stride Freq. [Hz]	2.3	2.4	2.4	2.3	2.4	2.5	2.5
Avg. Stride Length [m]	5.6	7.2	7.4	7.2	7.3	7.3	7.1



- [] Ranking at each section and finish
- .-.- No data available at this section
- NA No data available



Horse/Jockey Name	Petunia
Final Rank	7
Fastest Section Time (Section)	0:11.11 (400m)
Top Speed [km/h] (Section)	66.5 (400m)
Race State	Finished

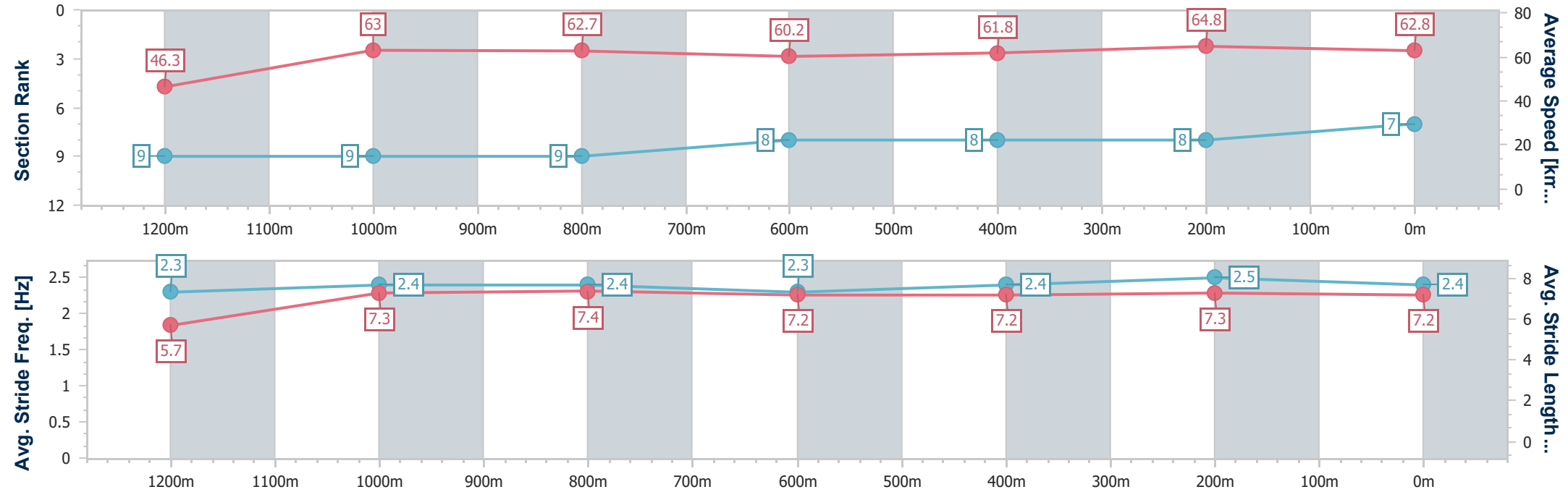


Doomben QLD Professional
Race 6: FUNCTIONS AT TATTERSALL'S CLUB Class 6 Plate - 1350m
 24 February 2024 - 15:08
 Track Rating: Good 4, Weather: Overcast, Rail Position: +2.5m



BRISBANE
RACING CLUB

Section	Overall	1200m	1000m	800m	600m	400m	200m
Section Times	1:20.43 [7] (0:11.68)	1:08.75 [9] (0:11.43)	0:57.32 [9] (0:11.44)	0:45.88 [9] (0:11.73)	0:34.15 [8] (0:11.56)	0:22.59 [8] (0:11.11)	0:11.48 [8] (0:11.48)
Average Speed [km/h]	46.3	63.0	62.7	60.2	61.8	64.8	62.8
Top Speed [km/h]	64.4	64.8	65.0	61.6	64.6	66.5	65.7
Avg. Dist. to Rail [m]	2.9	0.6	1.1	3.3	1.6	0.4	0.6
Avg. Stride Freq. [Hz]	2.3	2.4	2.4	2.3	2.4	2.5	2.4
Avg. Stride Length [m]	5.7	7.3	7.4	7.2	7.2	7.3	7.2



- [] Ranking at each section and finish
- .-.- No data available at this section
- NA No data available



Horse/Jockey Name	Prepotent
Final Rank	8
Fastest Section Time (Section)	0:11.16 (400m)
Top Speed [km/h] (Section)	65.4 (400m)
Race State	Finished

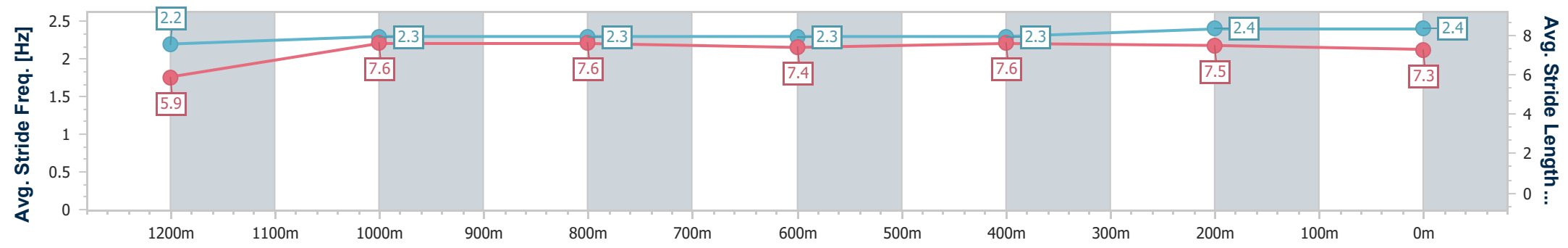
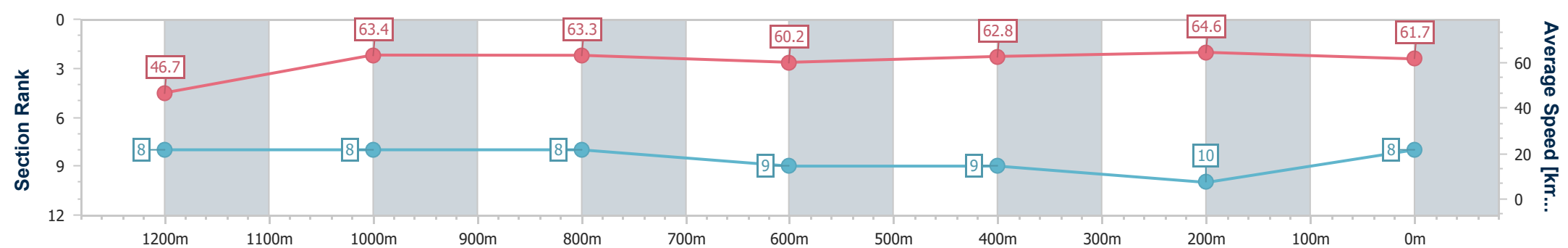


Doomben QLD Professional
Race 6: FUNCTIONS AT TATTERSALL'S CLUB Class 6 Plate - 1350m
 24 February 2024 - 15:08
 Track Rating: Good 4, Weather: Overcast, Rail Position: +2.5m



BRISBANE
RACING CLUB

Section	Overall	1200m	1000m	800m	600m	400m	200m
Section Times	1:20.72 [8] (0:11.59)	1:09.13 [8] (0:11.36)	0:57.77 [8] (0:11.40)	0:46.37 [8] (0:12.00)	0:34.37 [9] (0:11.53)	0:22.84 [9] (0:11.16)	0:11.68 [10] (0:11.68)
Average Speed [km/h]	46.7	63.4	63.3	60.2	62.8	64.6	61.7
Top Speed [km/h]	62.7	64.0	64.2	62.5	64.1	65.4	63.7
Avg. Dist. to Rail [m]	6.8	2.1	1.5	1.1	0.7	2.2	5.6
Avg. Stride Freq. [Hz]	2.2	2.3	2.3	2.3	2.3	2.4	2.4
Avg. Stride Length [m]	5.9	7.6	7.6	7.4	7.6	7.5	7.3



- [] Ranking at each section and finish
- .-.- No data available at this section
- NA No data available



Horse/Jockey Name	Mychyna
Final Rank	9
Fastest Section Time (Section)	0:10.96 (1200m)
Top Speed [km/h] (Section)	67.4 (1200m)
Race State	Finished

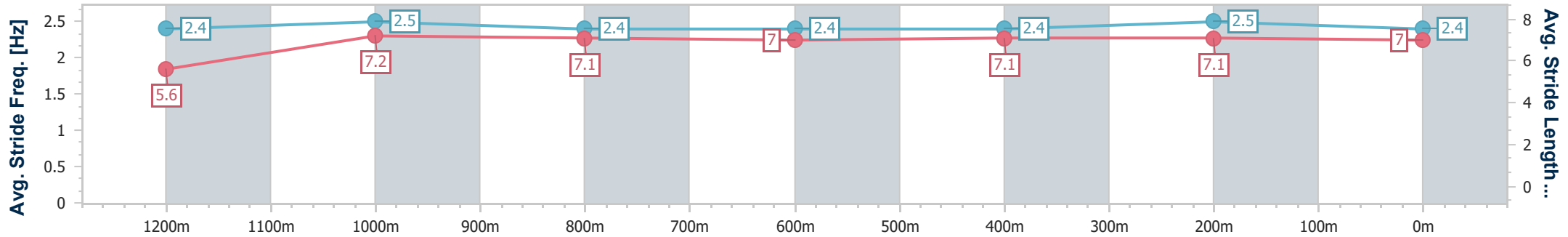
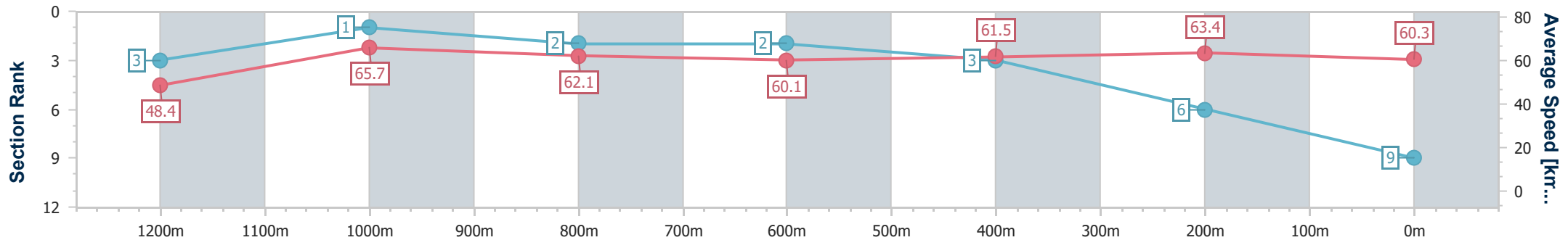


Doomben QLD Professional
Race 6: FUNCTIONS AT TATTERSALL'S CLUB Class 6 Plate - 1350m
 24 February 2024 - 15:08
 Track Rating: Good 4, Weather: Overcast, Rail Position: +2.5m



BRISBANE
 RACING CLUB

Section	Overall	1200m	1000m	800m	600m	400m	200m
Section Times	1:20.75 [9] (0:11.18)	1:09.57 [3] (0:10.96)	0:58.61 [1] (0:11.62)	0:46.99 [2] (0:11.95)	0:35.04 [2] (0:11.72)	0:23.32 [3] (0:11.35)	0:11.97 [6] (0:11.97)
Average Speed [km/h]	48.4	65.7	62.1	60.1	61.5	63.4	60.3
Top Speed [km/h]	66.8	67.4	65.1	61.4	62.4	64.1	62.3
Avg. Dist. to Rail [m]	7.0	1.4	0.4	0.3	0.3	0.8	0.9
Avg. Stride Freq. [Hz]	2.4	2.5	2.4	2.4	2.4	2.5	2.4
Avg. Stride Length [m]	5.6	7.2	7.1	7.0	7.1	7.1	7.0



- [] Ranking at each section and finish
- .-.- No data available at this section
- NA No data available



Horse/Jockey Name	Miyake
Final Rank	10
Fastest Section Time (Section)	0:11.04 (1200m)
Top Speed [km/h] (Section)	66.4 (Overall)
Race State	Finished



Doomben QLD Professional
Race 6: FUNCTIONS AT TATTERSALL'S CLUB Class 6 Plate - 1350m

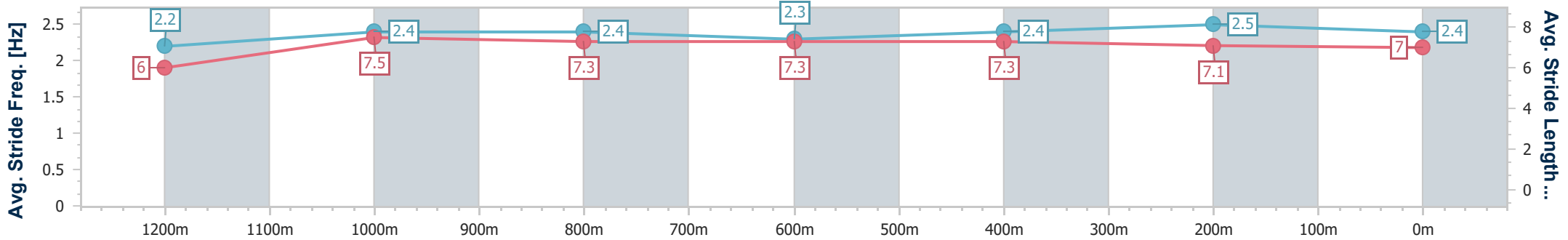
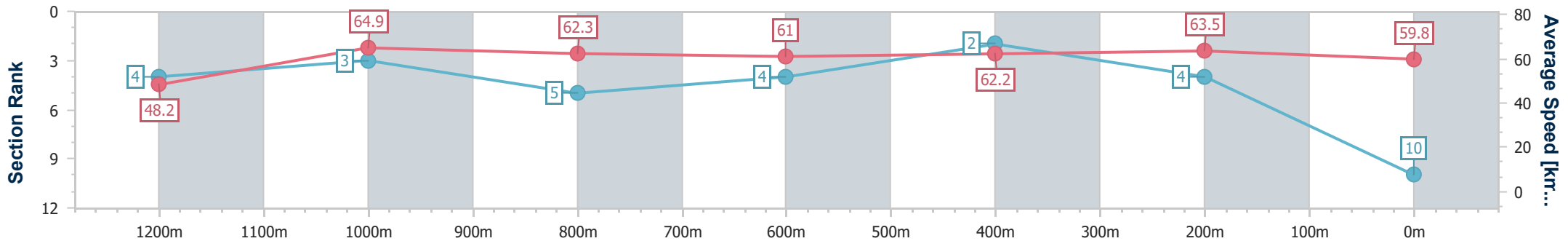


24 February 2024 - 15:08

BRISBANE RACING CLUB

Track Rating: Good 4, Weather: Overcast, Rail Position: +2.5m

Section	Overall	1200m	1000m	800m	600m	400m	200m
Section Times	1:20.80 [10] (0:11.24)	1:09.56 [4] (0:11.04)	0:58.52 [3] (0:11.64)	0:46.88 [5] (0:11.89)	0:34.99 [4] (0:11.60)	0:23.39 [2] (0:11.35)	0:12.04 [4] (0:12.04)
Average Speed [km/h]	48.2	64.9	62.3	61.0	62.2	63.5	59.8
Top Speed [km/h]	66.4	66.4	64.7	62.2	63.6	64.1	61.5
Avg. Dist. to Rail [m]	2.9	2.7	2.5	1.3	0.5	1.7	2.0
Avg. Stride Freq. [Hz]	2.2	2.4	2.4	2.3	2.4	2.5	2.4
Avg. Stride Length [m]	6.0	7.5	7.3	7.3	7.3	7.1	7.0



- [] Ranking at each section and finish
- .-.- No data available at this section
- NA No data available