



**Doomben QLD Professional**  
**Race 5: WEDDINGS AT TATTERSALL'S CLUB QTIS JEWEL PRELUDE**  
**2YO Fillies Plate - 1110m**  
**24 February 2024 - 14:33**



Track Rating: Good 4, Weather: Overcast, Rail Position: +2.5m

Section		Overall	1000m	800m	600m	400m	200m	Last 600m					
Field Times		1:04.53 (0:08.21)	0:56.32 (0:10.30)	0:46.02 (0:11.03)	0:34.99 (0:11.52)	0:23.47 (0:11.18)	0:12.29 (0:12.29)	0:34.99					
Rank	TAB Horse/Jockey	Barrier	Top Speed [km/h]	Fastest Section							Margin	Distance Travelled [m]	
1	2 MISHANI LILY James Orman	10	71.9 1000m	0:08.21 Overall	1:04.53 [1] (0:08.21)	0:56.32 [1] (0:10.30)	0:46.02 [1] (0:11.03)	0:34.99 [1] (0:11.52)	0:23.47 [1] (0:11.18)	0:12.29 [1] (0:12.29)	1:04.53	0:34.99	
2	8 OVERFULL Jag Guthmann-Chester	12	70.1 1000m	0:08.47 Overall	1:04.76 [2] (0:08.47)	0:56.29 [4] (0:10.33)	0:45.96 [4] (0:10.97)	0:34.99 [4] (0:11.69)	0:23.30 [3] (0:11.24)	0:12.06 [3] (0:12.06)	1.36L	0:34.99	+4
3	1 MISHANI CROWN Michael Rodd	6	71.5 1000m	0:08.33 Overall	1:04.90 [3] (0:08.33)	0:56.57 [3] (0:10.30)	0:46.27 [2] (0:11.04)	0:35.23 [2] (0:11.63)	0:23.60 [2] (0:11.32)	0:12.28 [2] (0:12.28)	2.2L	0:35.23	+5
4	3 FIELDS AMOUR Samantha Collett	1	70.7 1000m	0:08.31 Overall	1:05.17 [4] (0:08.31)	0:56.86 [2] (0:10.38)	0:46.48 [3] (0:11.05)	0:35.43 [3] (0:11.82)	0:23.61 [4] (0:11.29)	0:12.32 [4] (0:12.32)	3.77L	0:35.43	+6
5	12 TIYE Angela Jones	3	69.4 1000m	0:08.66 Overall	1:05.19 [5] (0:08.66)	0:56.53 [7] (0:10.58)	0:45.95 [7] (0:11.08)	0:34.87 [7] (0:11.65)	0:23.22 [8] (0:11.33)	0:11.89 [7] (0:11.89)	3.88L	0:34.87	-2
6	5 TIME TO CRY Mark Du Plessis	7	72.0 1000m	0:08.58 Overall	1:05.22 [6] (0:08.58)	0:56.64 [6] (0:10.30)	0:46.34 [5] (0:11.19)	0:35.15 [5] (0:11.74)	0:23.41 [6] (0:11.26)	0:12.15 [5] (0:12.15)	4.07L	0:35.15	+4
7	9 DREAMDROP Anthony Allen	9	69.0 1000m	0:08.80 Overall	1:05.73 [7] (0:08.80)	0:56.93 [8] (0:10.74)	0:46.19 [8] (0:10.96)	0:35.23 [8] (0:11.43)	0:23.80 [7] (0:11.42)	0:12.38 [8] (0:12.38)	7.1L	0:35.23	+1
8	7 BLANTONS RUN Jim Byrne	4	68.3 800m	0:08.95 Overall	1:05.81 [8] (0:08.95)	0:56.86 [9] (0:10.82)	0:46.04 [9] (0:10.89)	0:35.15 [9] (0:11.62)	0:23.53 [9] (0:11.46)	0:12.07 [9] (0:12.07)	7.53L	0:35.15	+5
9	11 SANDY GRIP Ryan Maloney	13	68.7 1000m	0:08.53 Overall	1:05.95 [9] (0:08.53)	0:57.42 [5] (0:10.68)	0:46.74 [6] (0:10.89)	0:35.85 [6] (0:11.66)	0:24.19 [5] (0:11.48)	0:12.71 [6] (0:12.71)	8.39L	0:35.85	+5

Scratched: Gai's Artist (#4), What A Doozy (#6), Red Feather Boa (#10), Velvalee (#13)

[ ] Ranking at each section and finish  
 -:-:- No data available at this section  
 NA No data available

SCN Saddle cloth number  
 DNF Did not finish  
 DNT Did not track



Horse/Jockey Name	Mishani Lily
Final Rank	1
Fastest Section Time (Section)	0:08.21 (Overall)
Top Speed [km/h] (Section)	71.9 (1000m)
Race State	Finished



**Doomben QLD Professional**  
**Race 5: WEDDINGS AT TATTERSALL'S CLUB QTIS JEWEL**  
**PRELUDE 2YO Fillies Plate - 1110m**

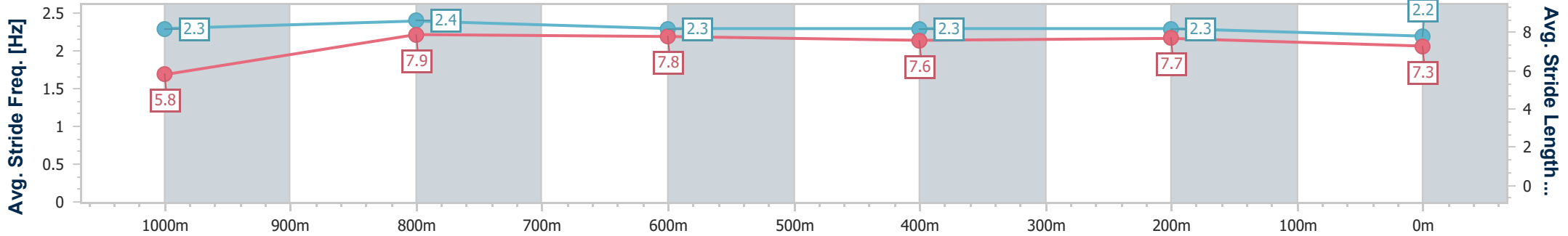
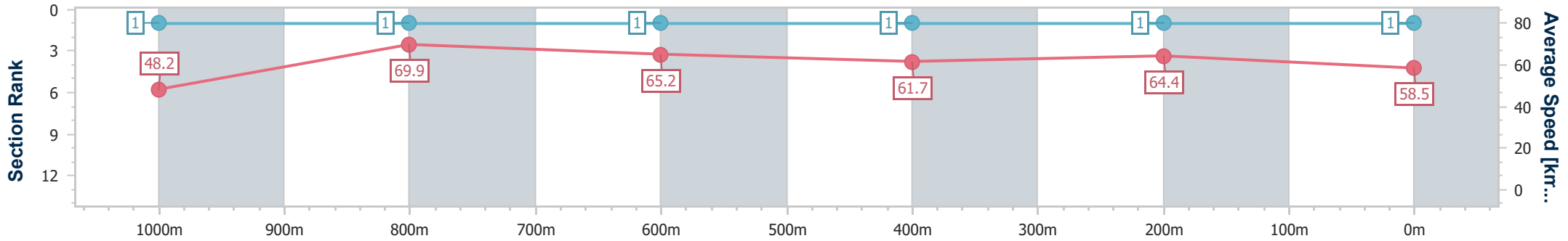
24 February 2024 - 14:33

Track Rating: Good 4, Weather: Overcast, Rail Position: +2.5m



BRISBANE  
RACING CLUB

Section	Overall	1000m	800m	600m	400m	200m
Section Times	1:04.53 [1] (0:08.21)	0:56.32 [1] (0:10.30)	0:46.02 [1] (0:11.03)	0:34.99 [1] (0:11.52)	0:23.47 [1] (0:11.18)	0:12.29 [1] (0:12.29)
Average Speed [km/h]	48.2	69.9	65.2	61.7	64.4	58.5
Top Speed [km/h]	70.0	71.9	67.1	63.2	65.7	63.6
Avg. Dist. to Rail [m]	5.3	0.9	0.9	1.4	1.3	0.7
Avg. Stride Freq. [Hz]	2.3	2.4	2.3	2.3	2.3	2.2
Avg. Stride Length [m]	5.8	7.9	7.8	7.6	7.7	7.3



- [ ] Ranking at each section and finish
- .-.- No data available at this section
- NA No data available



Horse/Jockey Name	Overfull
Final Rank	2
Fastest Section Time (Section)	0:08.47 (Overall)
Top Speed [km/h] (Section)	70.1 (1000m)
Race State	Finished

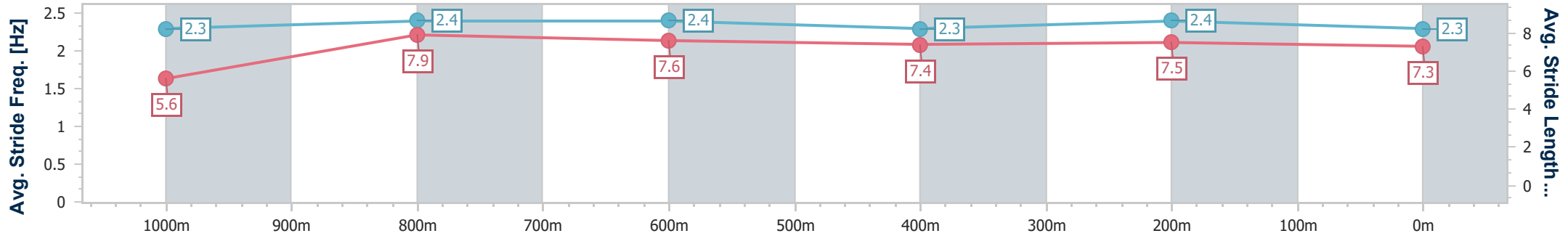
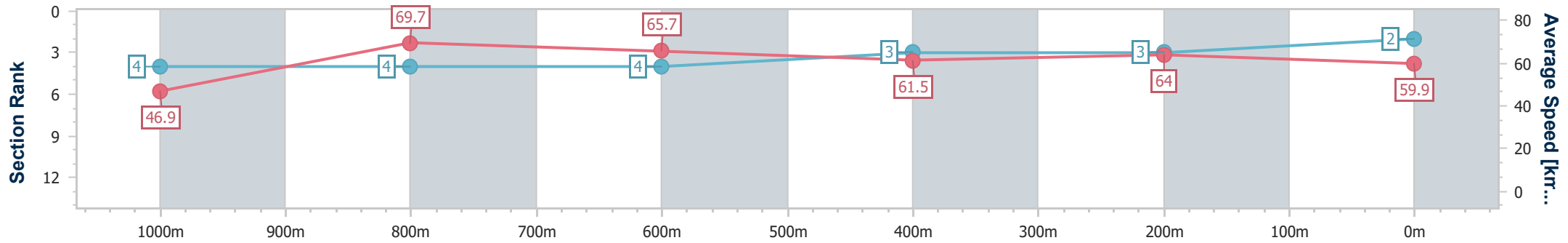


**Doomben QLD Professional**  
**Race 5: WEDDINGS AT TATTERSALL'S CLUB QTIS JEWEL**  
**PRELUDE 2YO Fillies Plate - 1110m**  
 24 February 2024 - 14:33  
 Track Rating: Good 4, Weather: Overcast, Rail Position: +2.5m



**BRISBANE**  
 RACING CLUB

Section	Overall	1000m	800m	600m	400m	200m
Section Times	1:04.76 [2] (0:08.47)	0:56.29 [4] (0:10.33)	0:45.96 [4] (0:10.97)	0:34.99 [4] (0:11.69)	0:23.30 [3] (0:11.24)	0:12.06 [3] (0:12.06)
Average Speed [km/h]	46.9	69.7	65.7	61.5	64.0	59.9
Top Speed [km/h]	68.0	70.1	69.5	63.2	66.0	62.8
Avg. Dist. to Rail [m]	6.2	1.0	0.3	0.3	0.9	2.8
Avg. Stride Freq. [Hz]	2.3	2.4	2.4	2.3	2.4	2.3
Avg. Stride Length [m]	5.6	7.9	7.6	7.4	7.5	7.3



- [ ] Ranking at each section and finish
- .-.- No data available at this section
- NA No data available



Horse/Jockey Name	Mishani Crown
Final Rank	3
Fastest Section Time (Section)	0:08.33 (Overall)
Top Speed [km/h] (Section)	71.5 (1000m)
Race State	Finished



Doomben QLD Professional  
 Race 5: WEDDINGS AT TATTERSALL'S CLUB QTIS JEWEL  
 PRELUDE 2YO Fillies Plate - 1110m

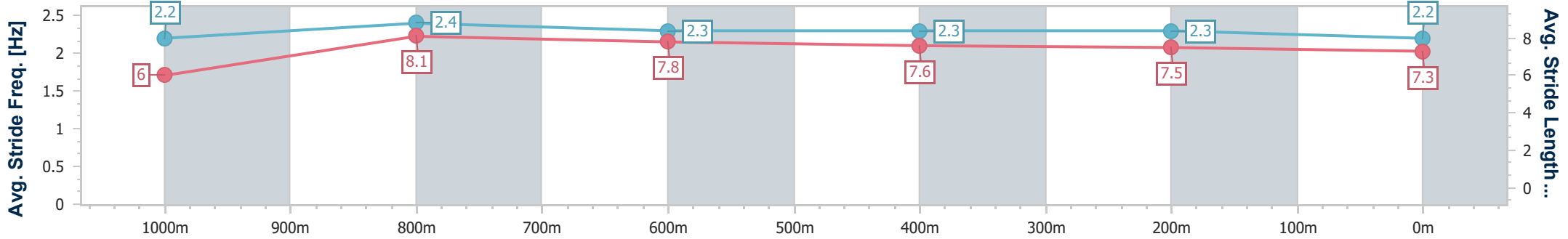
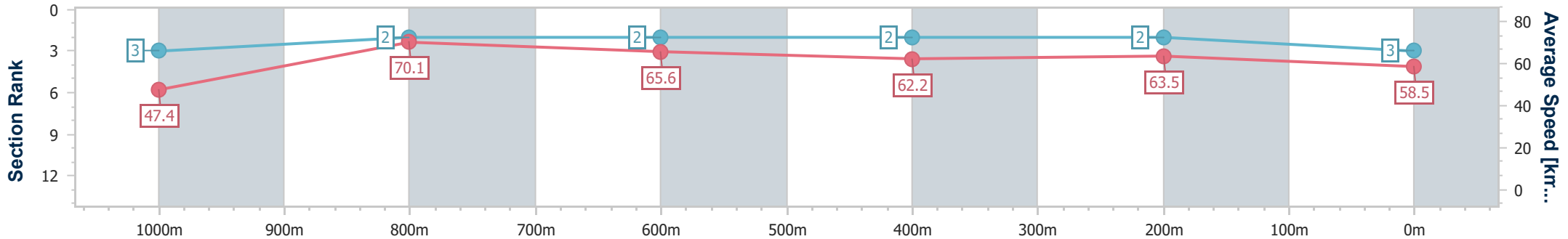
24 February 2024 - 14:33

Track Rating: Good 4, Weather: Overcast, Rail Position: +2.5m



BRISBANE  
 RACING CLUB

Section	Overall	1000m	800m	600m	400m	200m
Section Times	1:04.90 [3] (0:08.33)	0:56.57 [3] (0:10.30)	0:46.27 [2] (0:11.04)	0:35.23 [2] (0:11.63)	0:23.60 [2] (0:11.32)	0:12.28 [2] (0:12.28)
Average Speed [km/h]	47.4	70.1	65.6	62.2	63.5	58.5
Top Speed [km/h]	67.4	71.5	68.9	63.6	64.9	61.9
Avg. Dist. to Rail [m]	3.4	1.3	1.4	0.8	0.7	0.6
Avg. Stride Freq. [Hz]	2.2	2.4	2.3	2.3	2.3	2.2
Avg. Stride Length [m]	6.0	8.1	7.8	7.6	7.5	7.3



- [ ] Ranking at each section and finish
- .-.- No data available at this section
- NA No data available



Horse/Jockey Name	Fields Amour
Final Rank	4
Fastest Section Time (Section)	0:08.31 (Overall)
Top Speed [km/h] (Section)	70.7 (1000m)
Race State	Finished



Doomben QLD Professional  
 Race 5: WEDDINGS AT TATTERSALL'S CLUB QTIS JEWEL  
 PRELUDE 2YO Fillies Plate - 1110m

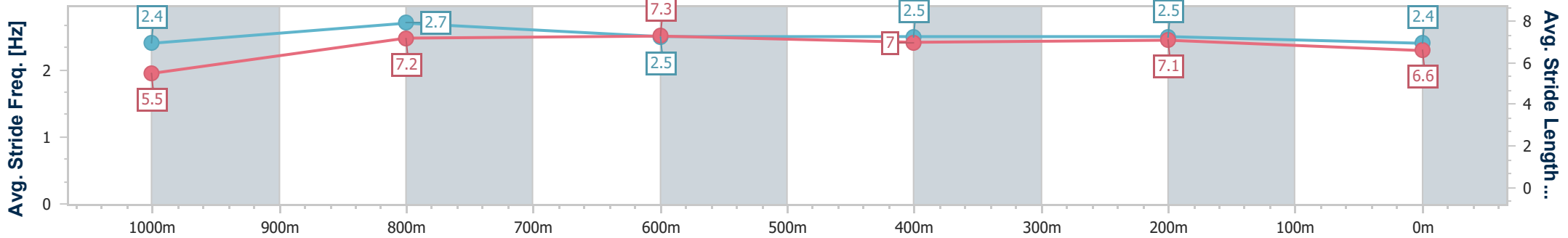
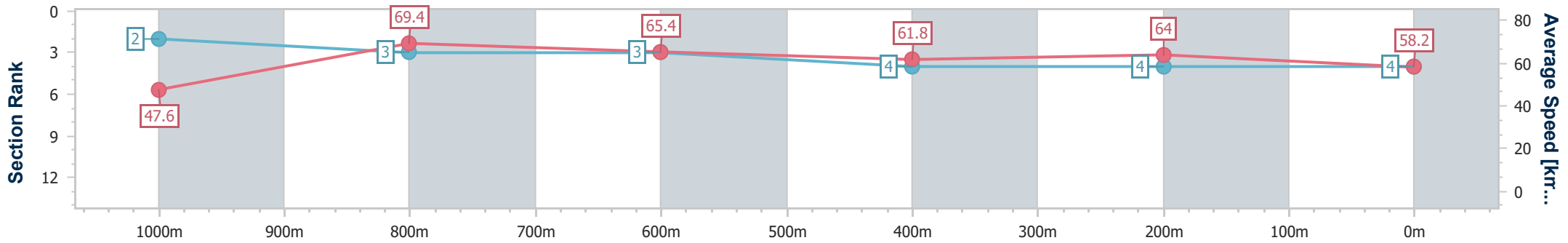
24 February 2024 - 14:33

Track Rating: Good 4, Weather: Overcast, Rail Position: +2.5m



BRISBANE  
 RACING CLUB

Section	Overall	1000m	800m	600m	400m	200m
Section Times	1:05.17 [4] (0:08.31)	0:56.86 [2] (0:10.38)	0:46.48 [3] (0:11.05)	0:35.43 [3] (0:11.82)	0:23.61 [4] (0:11.29)	0:12.32 [4] (0:12.32)
Average Speed [km/h]	47.6	69.4	65.4	61.8	64.0	58.2
Top Speed [km/h]	68.4	70.7	67.5	63.5	65.1	63.0
Avg. Dist. to Rail [m]	0.6	0.9	1.6	2.2	0.7	0.9
Avg. Stride Freq. [Hz]	2.4	2.7	2.5	2.5	2.5	2.4
Avg. Stride Length [m]	5.5	7.2	7.3	7.0	7.1	6.6



- [ ] Ranking at each section and finish
- .-.- No data available at this section
- NA No data available



Horse/Jockey Name	Tiye
Final Rank	5
Fastest Section Time (Section)	0:08.66 (Overall)
Top Speed [km/h] (Section)	69.4 (1000m)
Race State	Finished



**Doomben QLD Professional**  
**Race 5: WEDDINGS AT TATTERSALL'S CLUB QTIS JEWEL**  
**PRELUDE 2YO Fillies Plate - 1110m**

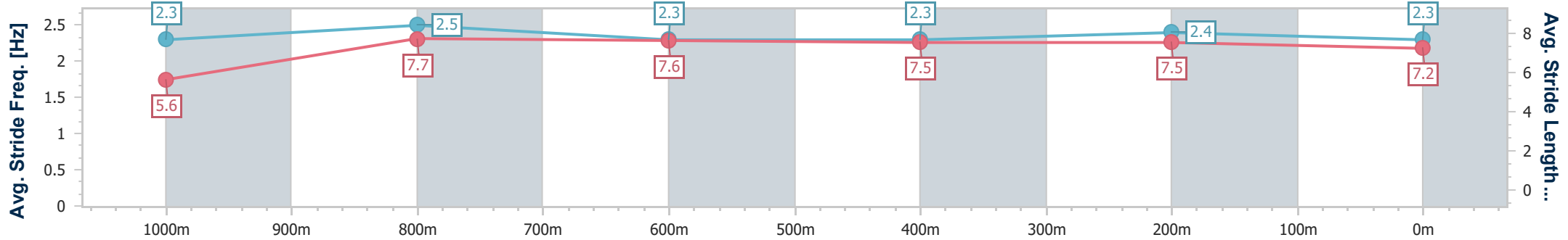
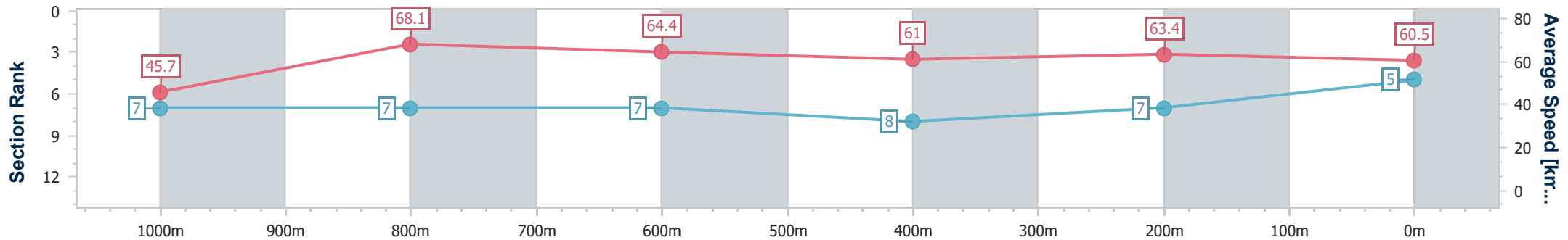
24 February 2024 - 14:33

Track Rating: Good 4, Weather: Overcast, Rail Position: +2.5m



BRISBANE  
RACING CLUB

Section	Overall	1000m	800m	600m	400m	200m
Section Times	1:05.19 [5] (0:08.66)	0:56.53 [7] (0:10.58)	0:45.95 [7] (0:11.08)	0:34.87 [7] (0:11.65)	0:23.22 [8] (0:11.33)	0:11.89 [7] (0:11.89)
Average Speed [km/h]	45.7	68.1	64.4	61.0	63.4	60.5
Top Speed [km/h]	65.9	69.4	68.4	63.4	65.2	63.2
Avg. Dist. to Rail [m]	1.1	0.7	1.6	2.2	0.8	1.4
Avg. Stride Freq. [Hz]	2.3	2.5	2.3	2.3	2.4	2.3
Avg. Stride Length [m]	5.6	7.7	7.6	7.5	7.5	7.2



- [ ] Ranking at each section and finish
- .-.- No data available at this section
- NA No data available



Horse/Jockey Name	Time To Cry
Final Rank	6
Fastest Section Time (Section)	0:08.58 (Overall)
Top Speed [km/h] (Section)	72.0 (1000m)
Race State	Finished

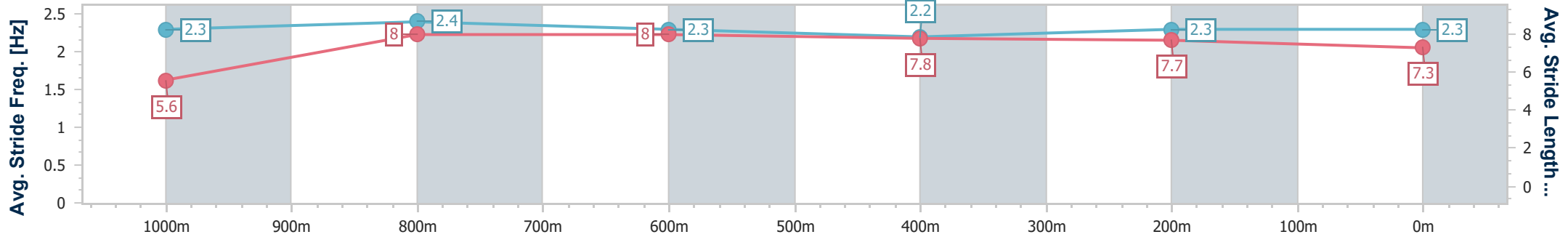
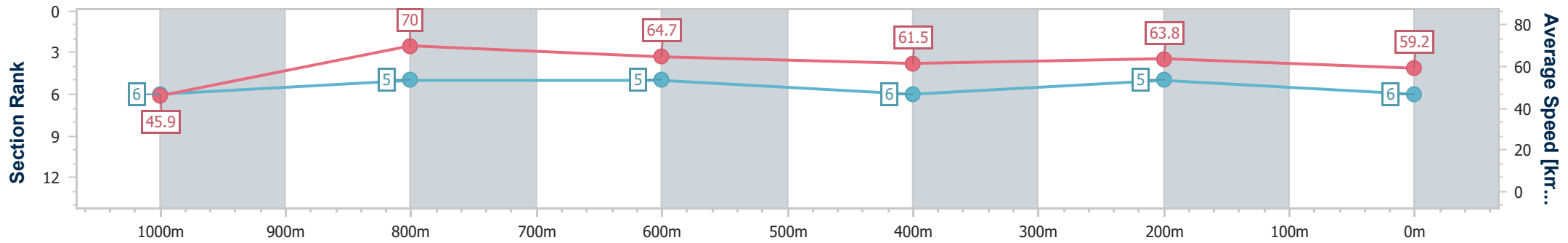


**Doomben QLD Professional**  
**Race 5: WEDDINGS AT TATTERSALL'S CLUB QTIS JEWEL**  
**PRELUDE 2YO Fillies Plate - 1110m**  
 24 February 2024 - 14:33  
 Track Rating: Good 4, Weather: Overcast, Rail Position: +2.5m



**BRISBANE**  
 RACING CLUB

Section	Overall	1000m	800m	600m	400m	200m
Section Times	1:05.22 [6] (0:08.58)	0:56.64 [6] (0:10.30)	0:46.34 [5] (0:11.19)	0:35.15 [5] (0:11.74)	0:23.41 [6] (0:11.26)	0:12.15 [5] (0:12.15)
Average Speed [km/h]	45.9	70.0	64.7	61.5	63.8	59.2
Top Speed [km/h]	67.7	72.0	67.7	63.4	65.7	61.9
Avg. Dist. to Rail [m]	3.7	0.6	0.8	0.7	1.6	4.1
Avg. Stride Freq. [Hz]	2.3	2.4	2.3	2.2	2.3	2.3
Avg. Stride Length [m]	5.6	8.0	8.0	7.8	7.7	7.3



- [ ] Ranking at each section and finish
- .-.- No data available at this section
- NA No data available



Horse/Jockey Name	Dreamdrop
Final Rank	7
Fastest Section Time (Section)	0:08.80 (Overall)
Top Speed [km/h] (Section)	69.0 (1000m)
Race State	Finished



Doomben QLD Professional  
 Race 5: WEDDINGS AT TATTERSALL'S CLUB QTIS JEWEL  
 PRELUDE 2YO Fillies Plate - 1110m

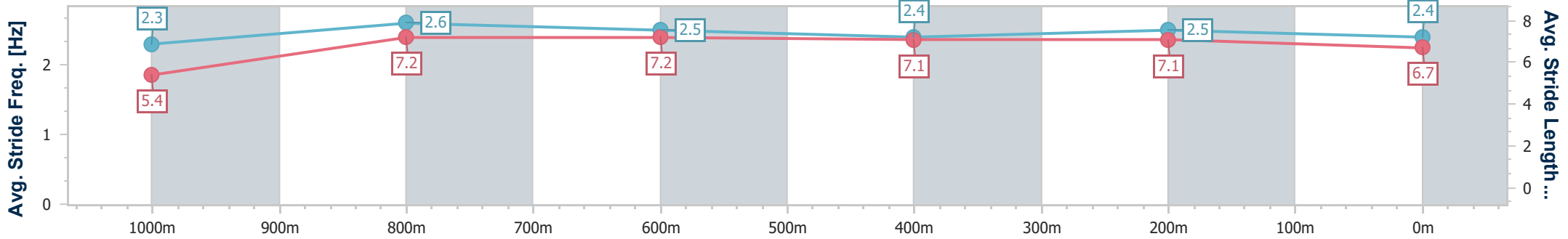
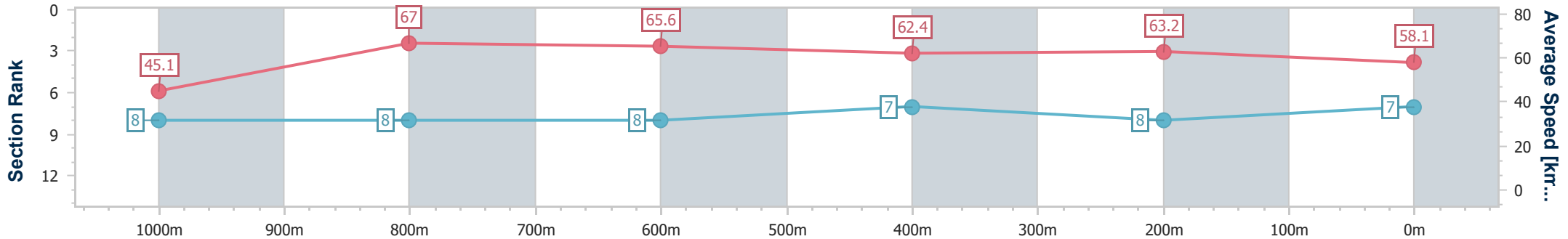
24 February 2024 - 14:33

Track Rating: Good 4, Weather: Overcast, Rail Position: +2.5m



BRISBANE  
 RACING CLUB

Section	Overall	1000m	800m	600m	400m	200m
Section Times	1:05.73 [7] (0:08.80)	0:56.93 [8] (0:10.74)	0:46.19 [8] (0:10.96)	0:35.23 [8] (0:11.43)	0:23.80 [7] (0:11.42)	0:12.38 [8] (0:12.38)
Average Speed [km/h]	45.1	67.0	65.6	62.4	63.2	58.1
Top Speed [km/h]	65.3	69.0	66.4	65.7	65.1	61.2
Avg. Dist. to Rail [m]	4.9	1.4	0.9	1.5	2.3	4.5
Avg. Stride Freq. [Hz]	2.3	2.6	2.5	2.4	2.5	2.4
Avg. Stride Length [m]	5.4	7.2	7.2	7.1	7.1	6.7



- [ ] Ranking at each section and finish
- .-.- No data available at this section
- NA No data available





Horse/Jockey Name	Blantons Run
Final Rank	8
Fastest Section Time (Section)	0:08.95 (Overall)
Top Speed [km/h] (Section)	68.3 (800m)
Race State	Finished



**Doomben QLD Professional**  
**Race 5: WEDDINGS AT TATTERSALL'S CLUB QTIS JEWEL**  
**PRELUDE 2YO Fillies Plate - 1110m**

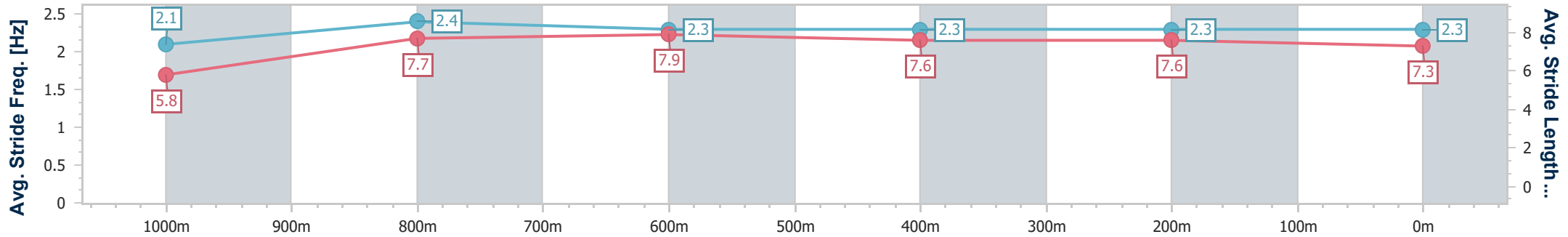
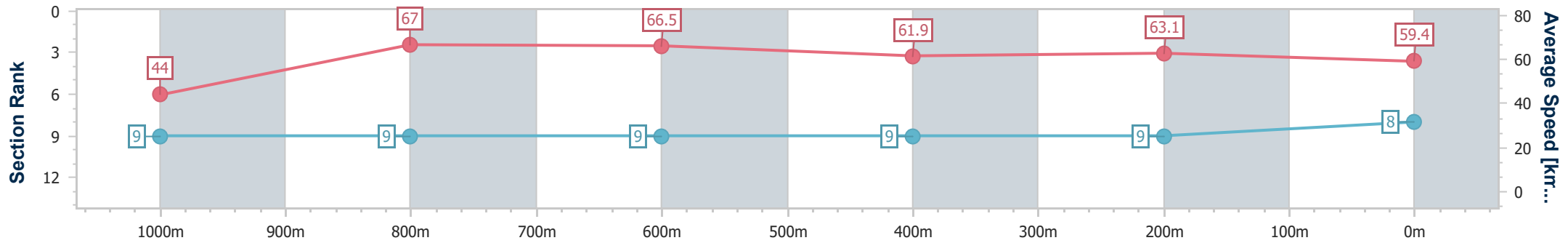
24 February 2024 - 14:33

Track Rating: Good 4, Weather: Overcast, Rail Position: +2.5m



BRISBANE  
RACING CLUB

Section	Overall	1000m	800m	600m	400m	200m
Section Times	1:05.81 [8] (0:08.95)	0:56.86 [9] (0:10.82)	0:46.04 [9] (0:10.89)	0:35.15 [9] (0:11.62)	0:23.53 [9] (0:11.46)	0:12.07 [9] (0:12.07)
Average Speed [km/h]	44.0	67.0	66.5	61.9	63.1	59.4
Top Speed [km/h]	61.7	68.2	68.3	63.9	64.0	62.2
Avg. Dist. to Rail [m]	3.2	1.8	1.2	0.5	1.9	5.6
Avg. Stride Freq. [Hz]	2.1	2.4	2.3	2.3	2.3	2.3
Avg. Stride Length [m]	5.8	7.7	7.9	7.6	7.6	7.3



- [ ] Ranking at each section and finish
- .-.- No data available at this section
- NA No data available



Horse/Jockey Name	Sandy Grip
Final Rank	9
Fastest Section Time (Section)	0:08.53 (Overall)
Top Speed [km/h] (Section)	68.7 (1000m)
Race State	Finished



Doomben QLD Professional  
 Race 5: WEDDINGS AT TATTERSALL'S CLUB QTIS JEWEL  
 PRELUDE 2YO Fillies Plate - 1110m

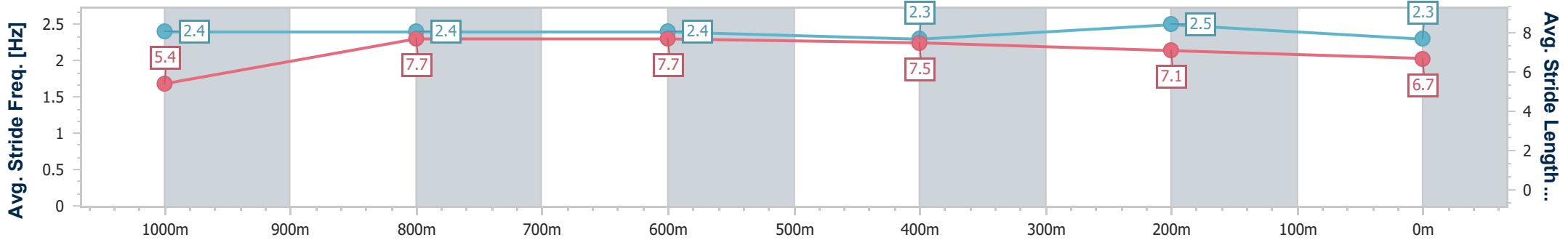
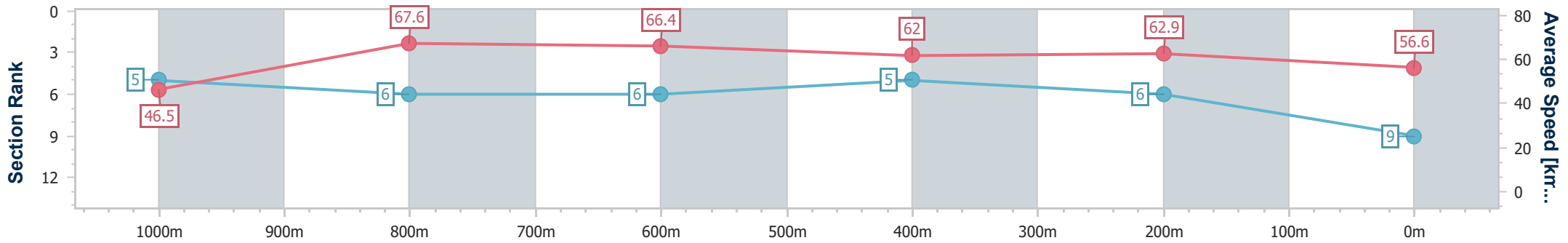
24 February 2024 - 14:33

Track Rating: Good 4, Weather: Overcast, Rail Position: +2.5m



BRISBANE  
 RACING CLUB

Section	Overall	1000m	800m	600m	400m	200m
Section Times	1:05.95 [9] (0:08.53)	0:57.42 [5] (0:10.68)	0:46.74 [6] (0:10.89)	0:35.85 [6] (0:11.66)	0:24.19 [5] (0:11.48)	0:12.71 [6] (0:12.71)
Average Speed [km/h]	46.5	67.6	66.4	62.0	62.9	56.6
Top Speed [km/h]	66.0	68.7	68.6	64.0	64.7	60.1
Avg. Dist. to Rail [m]	7.3	1.9	0.7	1.1	1.6	2.7
Avg. Stride Freq. [Hz]	2.4	2.4	2.4	2.3	2.5	2.3
Avg. Stride Length [m]	5.4	7.7	7.7	7.5	7.1	6.7



- [ ] Ranking at each section and finish
- .-.- No data available at this section
- NA No data available