



# Doomben QLD Professional

## Race 2: GIRLS DAY OUT 2 MARCH Class 1 Handicap - 1615m

24 February 2024 - 12:48



BRISBANE  
RACING CLUB

Track Rating: Good 4, Weather: Overcast, Rail Position: +2.5m

Section														
Field Times	Overall	1400m	1200m	1000m	800m	600m	400m	Last 600m						
	1:36.64 (0:14.65)	1:21.99 (0:10.81)	1:11.18 (0:11.09)	1:00.09 (0:11.37)	0:48.72 (0:12.09)	0:36.63 (0:12.13)	0:24.50 (0:12.36)	0:36.63						
Rank	TAB	Horse/Jockey	Barrier	Top Speed [km/h]	Fastest Section	Overall	1400m	1200m	1000m	800m	600m	400m	Last 600m	Distance Travelled [m]
1	7	HE'S FOR THE GIRLS Taylor Marshall	6	67.1 1400m	0:10.85 1400m	1:36.64 [1] (0:15.09)	1:21.55 [7] (0:10.85)	1:10.70 [6] (0:11.44)	0:59.26 [6] (0:11.69)	0:47.57 [6] (0:11.95)	0:35.62 [7] (0:11.78)	0:23.84 [6] (0:11.70)	0:35.62	
2	9	LUCANIA Michael Rodd	3	69.2 Overall	0:10.99 1400m	1:36.83 [2] (0:14.65)	1:22.18 [1] (0:10.99)	1:11.19 [4] (0:11.56)	0:59.63 [4] (0:11.69)	0:47.94 [4] (0:11.94)	0:36.00 [4] (0:11.86)	0:24.14 [5] (0:11.81)	0:36.00	+0
3	2	AMERICAN PHIREBALL Kyle Wilson-Taylor	2	66.3 Overall	0:11.05 1400m	1:37.13 [3] (0:14.84)	1:22.29 [4] (0:11.05)	1:11.24 [5] (0:11.38)	0:59.86 [5] (0:11.77)	0:48.09 [5] (0:11.82)	0:36.27 [5] (0:11.76)	0:24.51 [4] (0:11.95)	0:36.27	-6
4	11	FIRE LOVE Robbie Dolan	7	69.9 Overall	0:10.62 1400m	1:37.15 [4] (0:14.92)	1:22.23 [5] (0:10.62)	1:11.61 [3] (0:11.39)	1:00.22 [3] (0:11.51)	0:48.71 [3] (0:11.88)	0:36.83 [3] (0:12.16)	0:24.67 [3] (0:12.10)	0:36.83	-10
5	1	BLUE RAY Justin Huxtable	11	68.0 1400m	0:11.02 1400m	1:37.17 [5] (0:15.44)	1:21.73 [11] (0:11.02)	1:10.71 [11] (0:11.41)	0:59.30 [10] (0:11.94)	0:47.36 [11] (0:11.61)	0:35.75 [10] (0:11.62)	0:24.13 [10] (0:11.60)	0:35.75	+2
6	3	NOTACLUEHOWORWHO Cejay Graham	9	67.4 Overall	0:11.12 1400m	1:37.42 [6] (0:15.34)	1:22.08 [10] (0:11.12)	1:10.96 [10] (0:11.45)	0:59.51 [11] (0:11.79)	0:47.72 [10] (0:11.83)	0:35.89 [11] (0:11.72)	0:24.17 [11] (0:11.67)	0:35.89	-2
7	12	BLUEPRINT Luke Tarrant	10	66.3 Overall	0:11.17 1400m	1:37.61 [7] (0:15.61)	1:22.00 [13] (0:11.17)	1:10.83 [12] (0:11.41)	0:59.42 [12] (0:11.90)	0:47.52 [13] (0:11.82)	0:35.70 [13] (0:11.57)	0:24.13 [12] (0:11.71)	0:35.70	-1
8	4	PER CAPITA Bailey Wheeler	8	66.6 1400m	0:11.01 1400m	1:37.71 [8] (0:15.18)	1:22.53 [9] (0:11.01)	1:11.52 [9] (0:11.41)	1:00.11 [9] (0:11.84)	0:48.27 [9] (0:11.76)	0:36.51 [9] (0:11.66)	0:24.85 [7] (0:12.05)	0:36.51	+3
9	8	JOE MAMA Georgina Cartwright	4	69.2 Overall	0:10.78 1400m	1:37.78 [9] (0:14.68)	1:23.10 [3] (0:10.78)	1:12.32 [1] (0:11.09)	1:01.23 [1] (0:11.37)	0:49.86 [1] (0:12.09)	0:37.77 [2] (0:12.24)	0:25.53 [2] (0:12.35)	0:37.77	+1
10	14	WAR TOO ALL Nathan Thomas	12	66.4 1400m	0:11.20 1400m	1:37.79 [10] (0:15.60)	1:22.19 [12] (0:11.20)	1:10.99 [13] (0:11.52)	0:59.47 [13] (0:11.71)	0:47.76 [12] (0:11.78)	0:35.98 [12] (0:11.67)	0:24.31 [13] (0:11.72)	0:35.98	-7

Scratched: Divazino (#10)

Report Created: Sat 24 February 2024 13:10 GMT+ (Note: Timing is based on position data)

Page 1/17

[ ] Ranking at each section and finish  
 -:-:- No data available at this section  
 NA No data available

SCN Saddle cloth number  
 DNF Did not finish  
 DNT Did not track

data processed by TRIPLES DATA



# Doomben QLD Professional

## Race 2: GIRLS DAY OUT 2 MARCH Class 1 Handicap - 1615m

24 February 2024 - 12:48



BRISBANE  
RACING CLUB

Track Rating: Good 4, Weather: Overcast, Rail Position: +2.5m

Section	Overall	1400m	1200m	1000m	800m	600m	400m	Last 600m
Field Times	1:36.64 (0:14.65)	1:21.99 (0:10.81)	1:11.18 (0:11.09)	1:00.09 (0:11.37)	0:48.72 (0:12.09)	0:36.63 (0:12.13)	0:24.50 (0:12.36)	0:36.63

Rank	TAB	Horse/Jockey	Barrier	Top Speed [km/h]	Fastest Section	Overall	1400m	1200m	1000m	800m	600m	400m	Last 600m	Distance Travelled [m]
11	5	AMADI Damien Thornton	5	65.9	0:11.09	1:37.87 [11] (0:15.04)	1:22.83 [6] (0:11.09)	1:11.74 [7] (0:11.36)	1:00.38 [8] (0:11.82)	0:48.56 [8] (0:11.87)	0:36.69 [8] (0:11.73)	0:24.96 [9] (0:11.79)	0:36.69	-4
12	13	CLASSIQUE GAL Samantha Collett	14	67.9	0:10.99	1:38.22 [12] (0:15.18)	1:23.04 [8] (0:10.99)	1:12.05 [8] (0:11.23)	1:00.82 [7] (0:11.72)	0:49.10 [7] (0:11.78)	0:37.32 [6] (0:11.96)	0:25.36 [8] (0:12.18)	0:37.32	+7
13	6	YOU AND I Jackson Morris	1	69.6	0:10.80	1:38.60 [13] (0:14.66)	1:23.94 [2] (0:10.80)	1:13.14 [1] (0:11.15)	1:01.99 [2] (0:11.42)	0:50.57 [2] (0:11.98)	0:38.59 [1] (0:12.13)	0:26.46 [1] (0:12.46)	0:38.59	-8

Scratched: Divazino (#10)

[ ] Ranking at each section and finish  
 -:-:-:- No data available at this section  
 NA No data available

SCN Saddle cloth number  
 DNF Did not finish  
 DNT Did not track



# Doomben QLD Professional

## Race 2: GIRLS DAY OUT 2 MARCH Class 1 Handicap - 1615m

24 February 2024 - 12:48



BRISBANE  
RACING CLUB

Track Rating: Good 4, Weather: Overcast, Rail Position: +2.5m

Section							200m			Last 600m
Field Times							0:12.14			0:36.63
Rank	TAB	Horse/Jockey	Barrier	Top Speed [km/h]	Fastest Section	Margin				Distance Travelled [m]
1	7	<b>HE'S FOR THE GIRLS</b> Taylor Marshall	6	67.1 1400m	0:10.85 1400m	0:12.14 [2] (0:12.14)	1:36.64		0:35.62	
2	9	<b>LUCANIA</b> Michael Rodd	3	69.2 Overall	0:10.99 1400m	0:12.33 [1] (0:12.33)	1.11L		0:36.00	+0
3	2	<b>AMERICAN PHIREBALL</b> Kyle Wilson-Taylor	2	66.3 Overall	0:11.05 1400m	0:12.56 [3] (0:12.56)	2.88L		0:36.27	-6
4	11	<b>FIRE LOVE</b> Robbie Dolan	7	69.9 Overall	0:10.62 1400m	0:12.57 [4] (0:12.57)	3L		0:36.83	-10
5	1	<b>BLUE RAY</b> Justin Huxtable	11	68.0 1400m	0:11.02 1400m	0:12.53 [7] (0:12.53)	3.11L		0:35.75	+2
6	3	<b>NOTACLUEHOWORWHO</b> Cejay Graham	9	67.4 Overall	0:11.12 1400m	0:12.50 [10] (0:12.50)	4.58L		0:35.89	-2
7	12	<b>BLUEPRINT</b> Luke Tarrant	10	66.3 Overall	0:11.17 1400m	0:12.42 [12] (0:12.42)	5.66L		0:35.70	-1
8	4	<b>PER CAPITA</b> Bailey Wheeler	8	66.6 1400m	0:11.01 1400m	0:12.80 [9] (0:12.80)	6.3L		0:36.51	+3
9	8	<b>JOE MAMA</b> Georgina Cartwright	4	69.2 Overall	0:10.78 1400m	0:13.18 [5] (0:13.18)	6.72L		0:37.77	+1
10	14	<b>WAR TOO ALL</b> Nathan Thomas	12	66.4 1400m	0:11.20 1400m	0:12.59 [13] (0:12.59)	6.73L		0:35.98	-7

Scratched: Divazino (#10)

Report Created: Sat 24 February 2024 13:10 GMT+ (Note: Timing is based on position data)

Page 3/17

[ ] Ranking at each section and finish  
 -:-:- No data available at this section  
 NA No data available

SCN Saddle cloth number  
 DNF Did not finish  
 DNT Did not track

data processed by TRIPLES DATA



# Doomben QLD Professional

## Race 2: GIRLS DAY OUT 2 MARCH Class 1 Handicap - 1615m

24 February 2024 - 12:48



BRISBANE  
RACING CLUB

Track Rating: Good 4, Weather: Overcast, Rail Position: +2.5m

Section				200m				Last 600m	
Field Times				0:12.14 (0:12.14)				0:36.63	
Rank	TAB	Horse/Jockey	Barrier	Top Speed [km/h]	Fastest Section	Margin			Distance Travelled [m]
11	5	AMADI Damien Thornton	5	65.9 Overall	0:11.09 1400m	0:13.17 [8] (0:13.17)	7.2L		0:36.69 -4
12	13	CLASSIQUE GAL Samantha Collett	14	67.9 Overall	0:10.99 1400m	0:13.18 [11] (0:13.18)	9.29L		0:37.32 +7
13	6	YOU AND I Jackson Morris	1	69.6 Overall	0:10.80 1400m	0:14.00 [6] (0:14.00)	11.54L		0:38.59 -8

Scratched: Divazino (#10)

[ ] Ranking at each section and finish  
 -:-:-:- No data available at this section  
 NA No data available

SCN Saddle cloth number  
 DNF Did not finish  
 DNT Did not track



Horse/Jockey Name	He's For The Girls
Final Rank	1
Fastest Section Time (Section)	0:10.85 (1400m)
Top Speed [km/h] (Section)	67.1 (1400m)
Race State	Finished

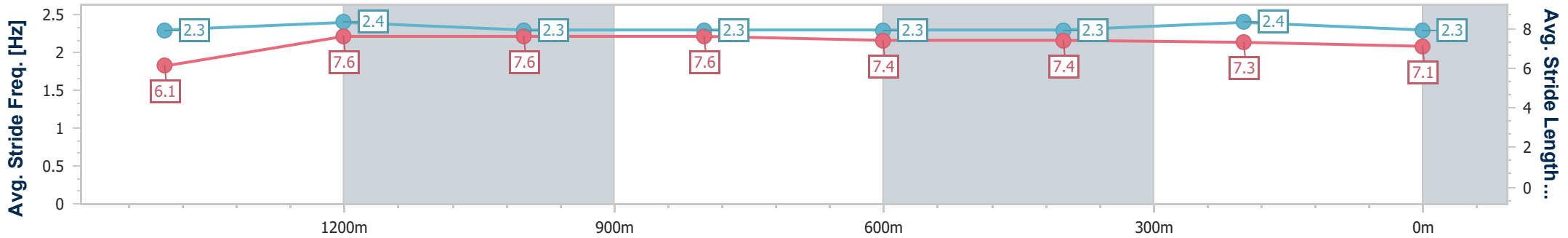
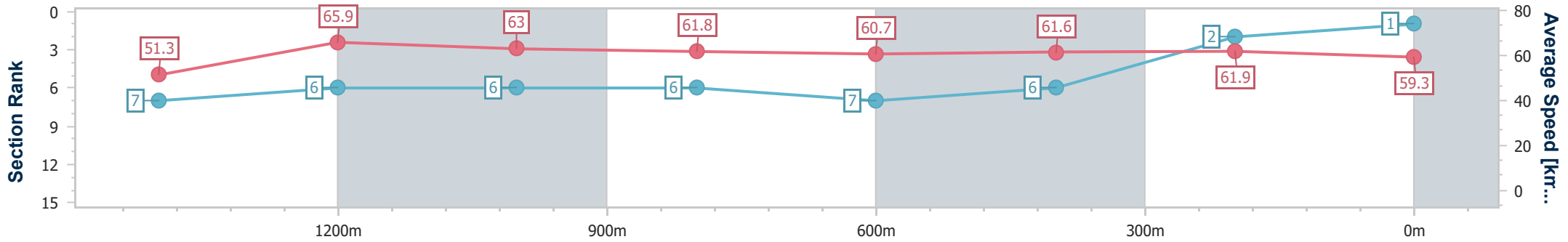


**Doomben QLD Professional**  
**Race 2: GIRLS DAY OUT 2 MARCH Class 1 Handicap - 1615m**  
 24 February 2024 - 12:48  
 Track Rating: Good 4, Weather: Overcast, Rail Position: +2.5m



**BRISBANE**  
RACING CLUB

Section	Overall	1400m	1200m	1000m	800m	600m	400m	200m
Section Times	1:36.64 [1] (0:15.09)	1:21.55 [7] (0:10.85)	1:10.70 [6] (0:11.44)	0:59.26 [6] (0:11.69)	0:47.57 [6] (0:11.95)	0:35.62 [7] (0:11.78)	0:23.84 [6] (0:11.70)	0:12.14 [2] (0:12.14)
Average Speed [km/h]	51.3	65.9	63.0	61.8	60.7	61.6	61.9	59.3
Top Speed [km/h]	65.5	67.1	64.4	62.5	61.9	62.9	63.5	61.0
Avg. Dist. to Rail [m]	4.2	1.0	0.7	0.9	1.5	1.0	4.5	5.1
Avg. Stride Freq. [Hz]	2.3	2.4	2.3	2.3	2.3	2.3	2.4	2.3
Avg. Stride Length [m]	6.1	7.6	7.6	7.6	7.4	7.4	7.3	7.1



- [ ] Ranking at each section and finish
- .-.- No data available at this section
- NA No data available



Horse/Jockey Name	Lucania
Final Rank	2
Fastest Section Time (Section)	0:10.99 (1400m)
Top Speed [km/h] (Section)	69.2 (Overall)
Race State	Finished

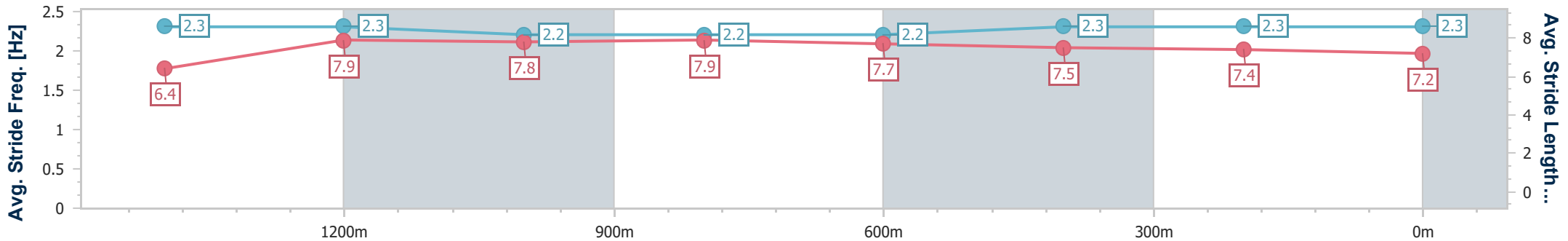
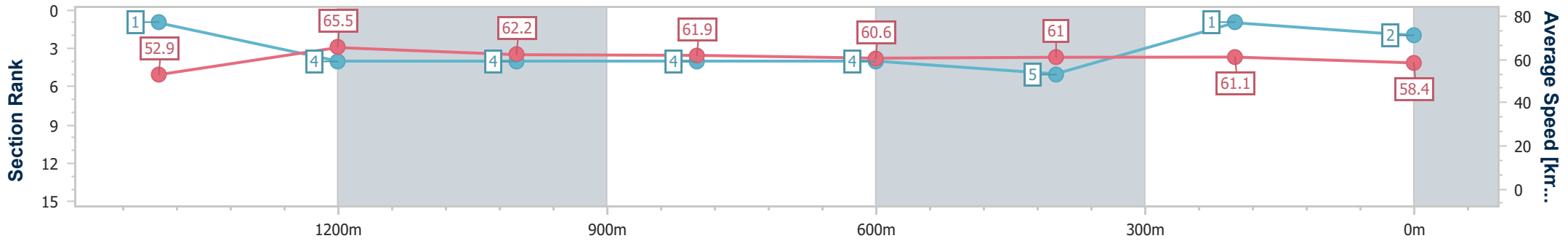


**Doomben QLD Professional**  
**Race 2: GIRLS DAY OUT 2 MARCH Class 1 Handicap - 1615m**  
 24 February 2024 - 12:48  
 Track Rating: Good 4, Weather: Overcast, Rail Position: +2.5m



**BRISBANE**  
RACING CLUB

Section	Overall	1400m	1200m	1000m	800m	600m	400m	200m
Section Times	1:36.83 [2] (0:14.65)	1:22.18 [1] (0:10.99)	1:11.19 [4] (0:11.56)	0:59.63 [4] (0:11.69)	0:47.94 [4] (0:11.94)	0:36.00 [4] (0:11.86)	0:24.14 [5] (0:11.81)	0:12.33 [1] (0:12.33)
Average Speed [km/h]	52.9	65.5	62.2	61.9	60.6	61.0	61.1	58.4
Top Speed [km/h]	69.2	68.2	63.7	63.2	61.5	61.9	62.3	60.9
Avg. Dist. to Rail [m]	2.5	0.4	1.3	1.6	1.0	0.8	2.6	3.1
Avg. Stride Freq. [Hz]	2.3	2.3	2.2	2.2	2.2	2.3	2.3	2.3
Avg. Stride Length [m]	6.4	7.9	7.8	7.9	7.7	7.5	7.4	7.2



- [ ] Ranking at each section and finish
- .-.- No data available at this section
- NA No data available



Horse/Jockey Name	American Phireball
Final Rank	3
Fastest Section Time (Section)	0:11.05 (1400m)
Top Speed [km/h] (Section)	66.3 (Overall)
Race State	Finished

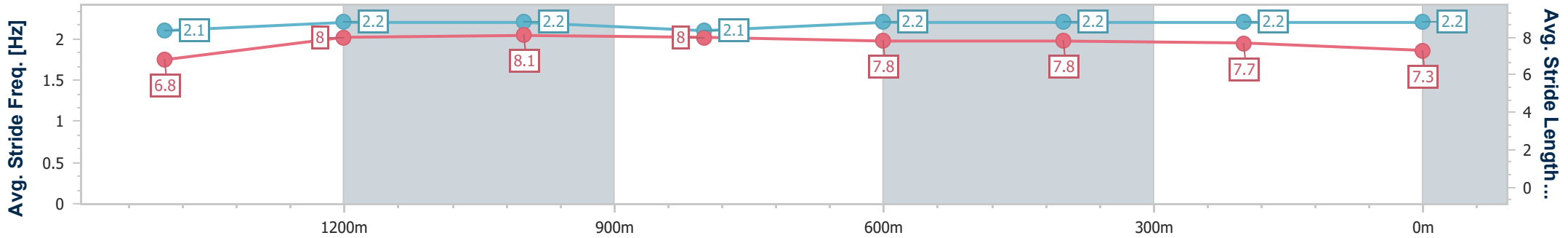
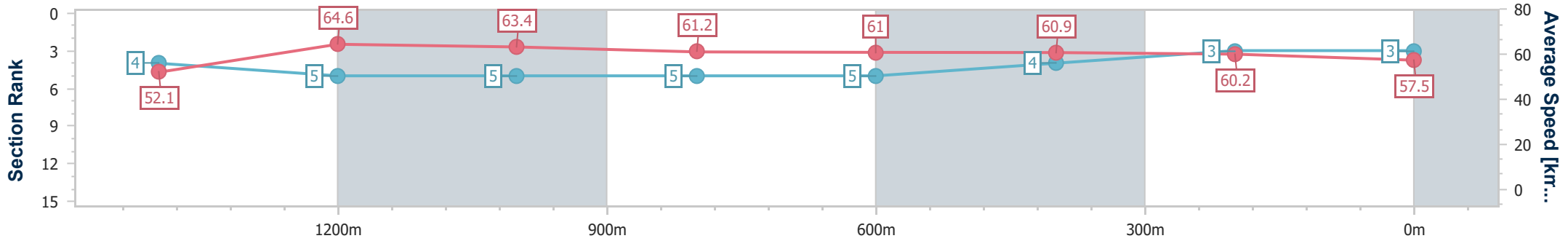


**Doomben QLD Professional**  
**Race 2: GIRLS DAY OUT 2 MARCH Class 1 Handicap - 1615m**  
 24 February 2024 - 12:48  
 Track Rating: Good 4, Weather: Overcast, Rail Position: +2.5m



**BRISBANE**  
RACING CLUB

Section	Overall	1400m	1200m	1000m	800m	600m	400m	200m
Section Times	1:37.13 [3] (0:14.84)	1:22.29 [4] (0:11.05)	1:11.24 [5] (0:11.38)	0:59.86 [5] (0:11.77)	0:48.09 [5] (0:11.82)	0:36.27 [5] (0:11.76)	0:24.51 [4] (0:11.95)	0:12.56 [3] (0:12.56)
Average Speed [km/h]	52.1	64.6	63.4	61.2	61.0	60.9	60.2	57.5
Top Speed [km/h]	66.3	66.1	64.3	62.5	61.9	62.1	61.0	59.4
Avg. Dist. to Rail [m]	2.1	1.2	0.6	0.3	0.1	0.6	0.8	0.4
Avg. Stride Freq. [Hz]	2.1	2.2	2.2	2.1	2.2	2.2	2.2	2.2
Avg. Stride Length [m]	6.8	8.0	8.1	8.0	7.8	7.8	7.7	7.3



- [ ] Ranking at each section and finish
- .-.- No data available at this section
- NA No data available



Horse/Jockey Name	Fire Love
Final Rank	4
Fastest Section Time (Section)	0:10.62 (1400m)
Top Speed [km/h] (Section)	69.9 (Overall)
Race State	Finished

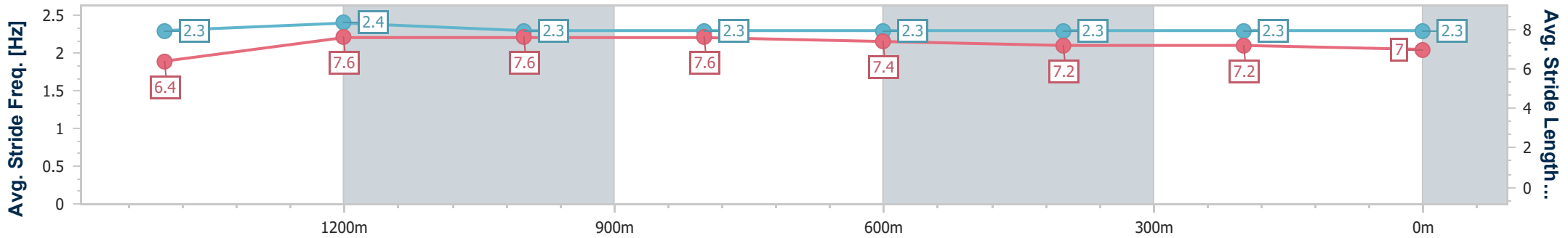
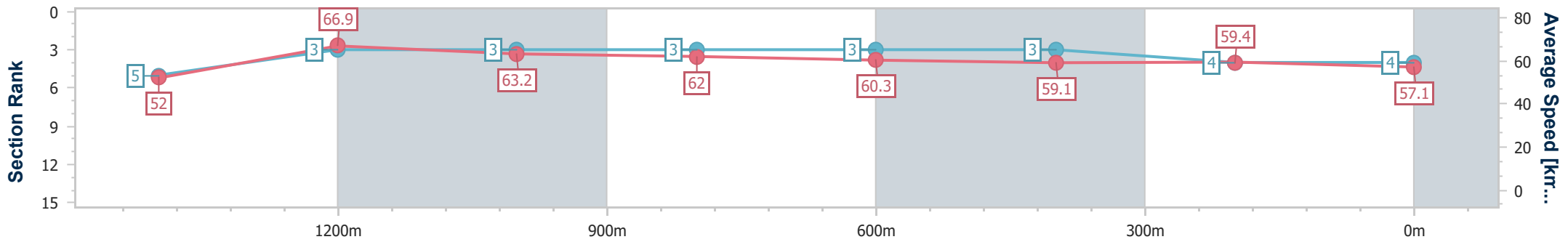


**Doomben QLD Professional**  
**Race 2: GIRLS DAY OUT 2 MARCH Class 1 Handicap - 1615m**  
 24 February 2024 - 12:48  
 Track Rating: Good 4, Weather: Overcast, Rail Position: +2.5m



**BRISBANE**  
RACING CLUB

Section	Overall	1400m	1200m	1000m	800m	600m	400m	200m
Section Times	1:37.15 [4] (0:14.92)	1:22.23 [5] (0:10.62)	1:11.61 [3] (0:11.39)	1:00.22 [3] (0:11.51)	0:48.71 [3] (0:11.88)	0:36.83 [3] (0:12.16)	0:24.67 [3] (0:12.10)	0:12.57 [4] (0:12.57)
Average Speed [km/h]	52.0	66.9	63.2	62.0	60.3	59.1	59.4	57.1
Top Speed [km/h]	69.9	69.9	66.5	63.8	62.3	60.4	61.4	60.1
Avg. Dist. to Rail [m]	4.0	2.3	1.8	2.1	1.1	0.6	1.0	2.7
Avg. Stride Freq. [Hz]	2.3	2.4	2.3	2.3	2.3	2.3	2.3	2.3
Avg. Stride Length [m]	6.4	7.6	7.6	7.6	7.4	7.2	7.2	7.0



- [ ] Ranking at each section and finish
- .-.- No data available at this section
- NA No data available





Horse/Jockey Name	Blue Ray
Final Rank	5
Fastest Section Time (Section)	0:11.02 (1400m)
Top Speed [km/h] (Section)	68.0 (1400m)
Race State	Finished

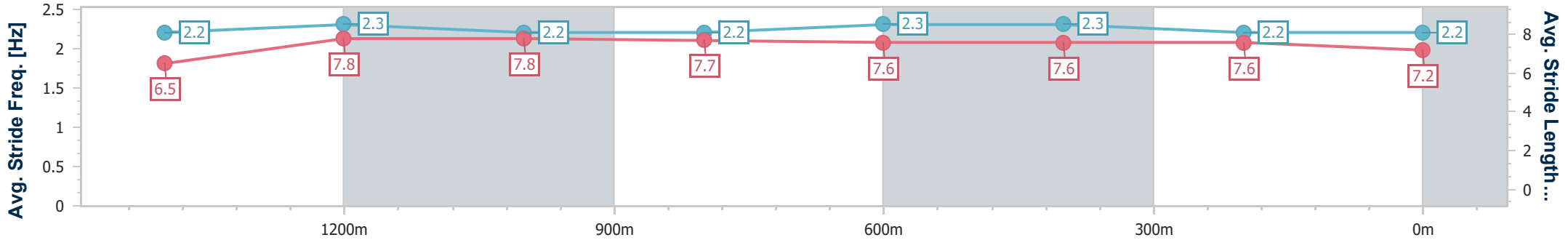
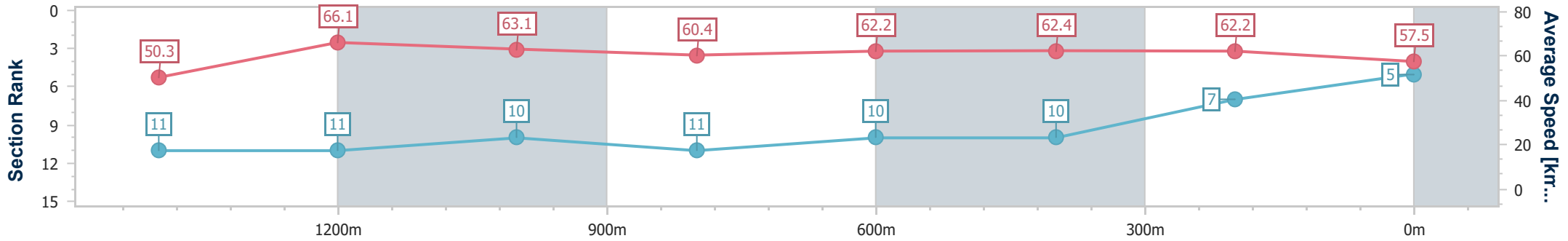


**Doomben QLD Professional**  
**Race 2: GIRLS DAY OUT 2 MARCH Class 1 Handicap - 1615m**  
 24 February 2024 - 12:48  
 Track Rating: Good 4, Weather: Overcast, Rail Position: +2.5m



**BRISBANE**  
RACING CLUB

Section	Overall	1400m	1200m	1000m	800m	600m	400m	200m
Section Times	1:37.17 [5] (0:15.44)	1:21.73 [11] (0:11.02)	1:10.71 [11] (0:11.41)	0:59.30 [10] (0:11.94)	0:47.36 [11] (0:11.61)	0:35.75 [10] (0:11.62)	0:24.13 [10] (0:11.60)	0:12.53 [7] (0:12.53)
Average Speed [km/h]	50.3	66.1	63.1	60.4	62.2	62.4	62.2	57.5
Top Speed [km/h]	67.4	68.0	65.0	61.7	63.6	63.5	64.0	58.9
Avg. Dist. to Rail [m]	7.6	1.6	1.3	0.8	0.8	0.7	2.8	5.0
Avg. Stride Freq. [Hz]	2.2	2.3	2.2	2.2	2.3	2.3	2.2	2.2
Avg. Stride Length [m]	6.5	7.8	7.8	7.7	7.6	7.6	7.6	7.2



- [ ] Ranking at each section and finish
- .-.- No data available at this section
- NA No data available



Horse/Jockey Name	Notacluehoworwho
Final Rank	6
Fastest Section Time (Section)	0:11.12 (1400m)
Top Speed [km/h] (Section)	67.4 (Overall)
Race State	Finished

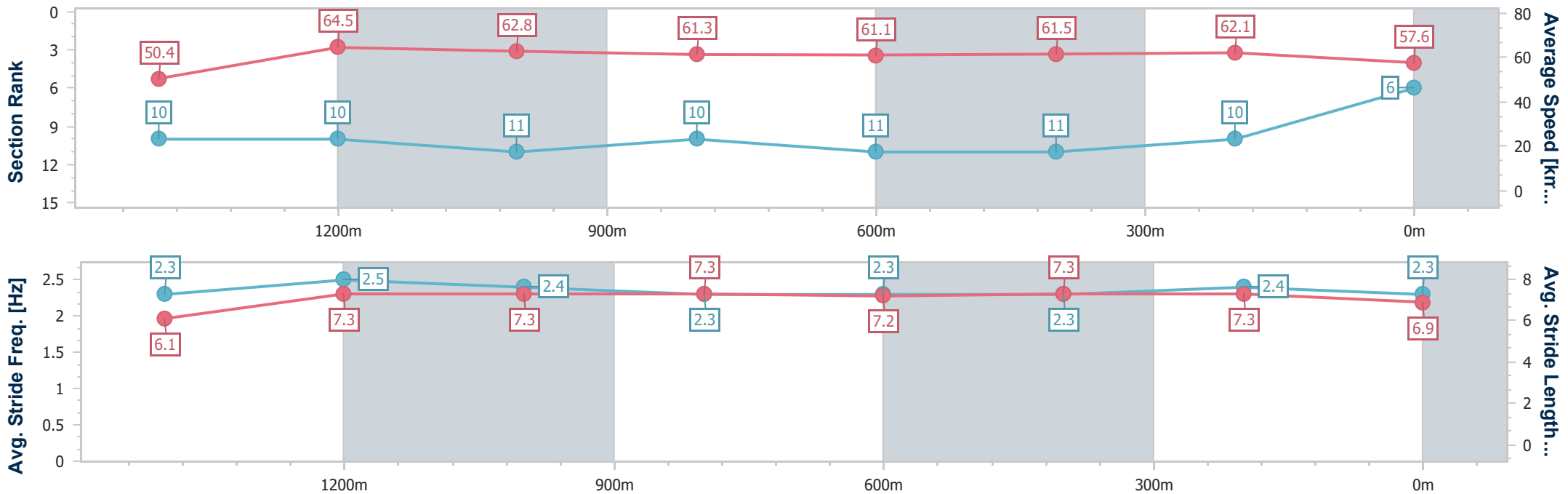


**Doomben QLD Professional**  
**Race 2: GIRLS DAY OUT 2 MARCH Class 1 Handicap - 1615m**  
 24 February 2024 - 12:48  
 Track Rating: Good 4, Weather: Overcast, Rail Position: +2.5m



**BRISBANE**  
RACING CLUB

Section	Overall	1400m	1200m	1000m	800m	600m	400m	200m
Section Times	1:37.42 [6] (0:15.34)	1:22.08 [10] (0:11.12)	1:10.96 [10] (0:11.45)	0:59.51 [11] (0:11.79)	0:47.72 [10] (0:11.83)	0:35.89 [11] (0:11.72)	0:24.17 [11] (0:11.67)	0:12.50 [10] (0:12.50)
Average Speed [km/h]	50.4	64.5	62.8	61.3	61.1	61.5	62.1	57.6
Top Speed [km/h]	67.4	67.2	63.8	62.9	62.3	62.3	63.4	60.4
Avg. Dist. to Rail [m]	4.4	1.2	1.4	1.0	0.8	0.4	2.6	1.4
Avg. Stride Freq. [Hz]	2.3	2.5	2.4	2.3	2.3	2.3	2.4	2.3
Avg. Stride Length [m]	6.1	7.3	7.3	7.3	7.2	7.3	7.3	6.9



- [ ] Ranking at each section and finish
- .-.- No data available at this section
- NA No data available



Horse/Jockey Name	Blueprint
Final Rank	7
Fastest Section Time (Section)	0:11.17 (1400m)
Top Speed [km/h] (Section)	66.3 (Overall)
Race State	Finished

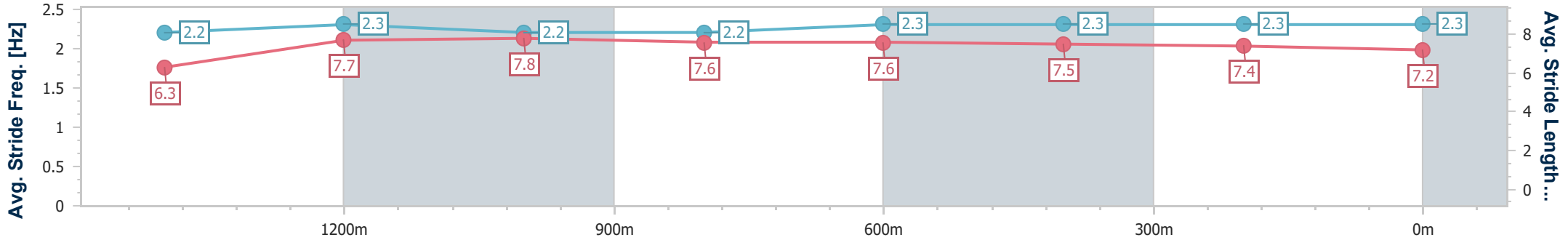
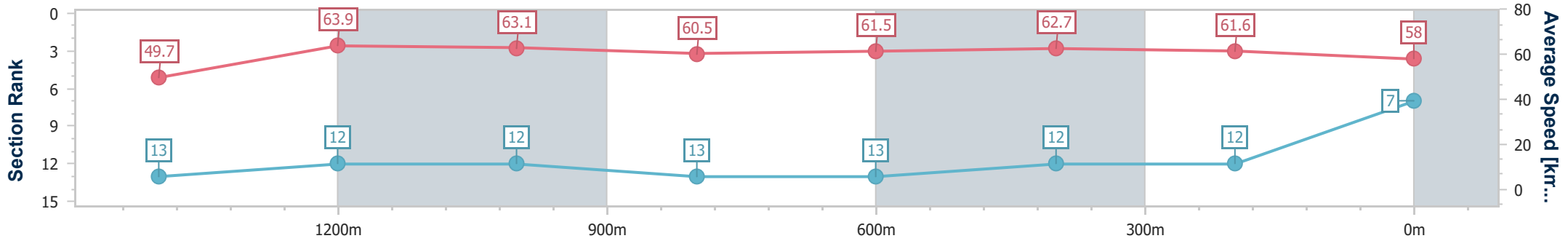


**Doomben QLD Professional**  
**Race 2: GIRLS DAY OUT 2 MARCH Class 1 Handicap - 1615m**  
 24 February 2024 - 12:48  
 Track Rating: Good 4, Weather: Overcast, Rail Position: +2.5m



**BRISBANE**  
RACING CLUB

Section	Overall	1400m	1200m	1000m	800m	600m	400m	200m
Section Times	1:37.61 [7] (0:15.61)	1:22.00 [13] (0:11.17)	1:10.83 [12] (0:11.41)	0:59.42 [12] (0:11.90)	0:47.52 [13] (0:11.82)	0:35.70 [13] (0:11.57)	0:24.13 [12] (0:11.71)	0:12.42 [12] (0:12.42)
Average Speed [km/h]	49.7	63.9	63.1	60.5	61.5	62.7	61.6	58.0
Top Speed [km/h]	66.3	66.2	63.6	63.6	62.9	63.6	62.7	60.1
Avg. Dist. to Rail [m]	6.6	1.2	0.5	0.3	1.4	1.7	2.9	4.3
Avg. Stride Freq. [Hz]	2.2	2.3	2.2	2.2	2.3	2.3	2.3	2.3
Avg. Stride Length [m]	6.3	7.7	7.8	7.6	7.6	7.5	7.4	7.2



- [ ] Ranking at each section and finish
- .-.- No data available at this section
- NA No data available



Horse/Jockey Name	Per Capita
Final Rank	8
Fastest Section Time (Section)	0:11.01 (1400m)
Top Speed [km/h] (Section)	66.6 (1400m)
Race State	Finished

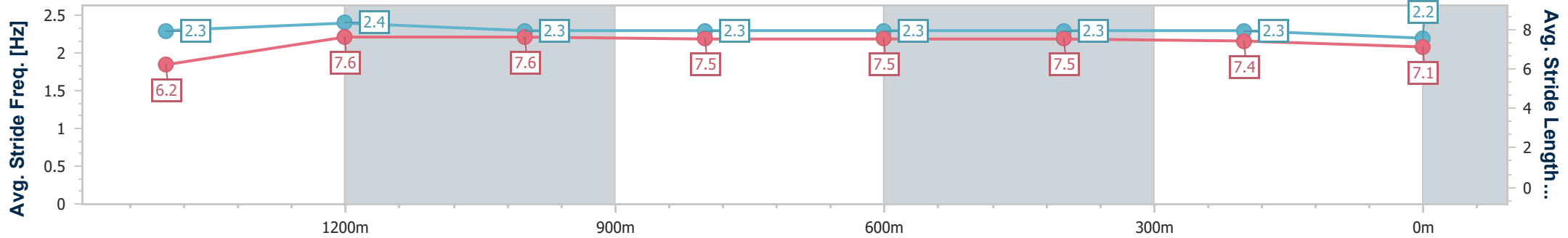
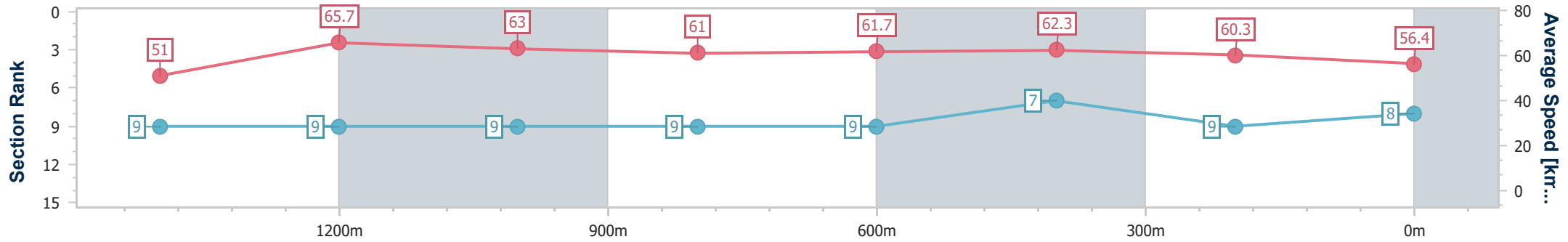


**Doomben QLD Professional**  
**Race 2: GIRLS DAY OUT 2 MARCH Class 1 Handicap - 1615m**  
 24 February 2024 - 12:48  
 Track Rating: Good 4, Weather: Overcast, Rail Position: +2.5m



**BRISBANE**  
RACING CLUB

Section	Overall	1400m	1200m	1000m	800m	600m	400m	200m
Section Times	1:37.71 [8] (0:15.18)	1:22.53 [9] (0:11.01)	1:11.52 [9] (0:11.41)	1:00.11 [9] (0:11.84)	0:48.27 [9] (0:11.76)	0:36.51 [9] (0:11.66)	0:24.85 [7] (0:12.05)	0:12.80 [9] (0:12.80)
Average Speed [km/h]	51.0	65.7	63.0	61.0	61.7	62.3	60.3	56.4
Top Speed [km/h]	66.0	66.6	65.4	62.0	63.5	63.8	61.4	58.7
Avg. Dist. to Rail [m]	5.7	0.5	1.0	1.1	1.7	2.0	5.9	5.2
Avg. Stride Freq. [Hz]	2.3	2.4	2.3	2.3	2.3	2.3	2.3	2.2
Avg. Stride Length [m]	6.2	7.6	7.6	7.5	7.5	7.5	7.4	7.1



- [ ] Ranking at each section and finish
- .-.- No data available at this section
- NA No data available



Horse/Jockey Name	Joe Mama
Final Rank	9
Fastest Section Time (Section)	0:10.78 (1400m)
Top Speed [km/h] (Section)	69.2 (Overall)
Race State	Finished

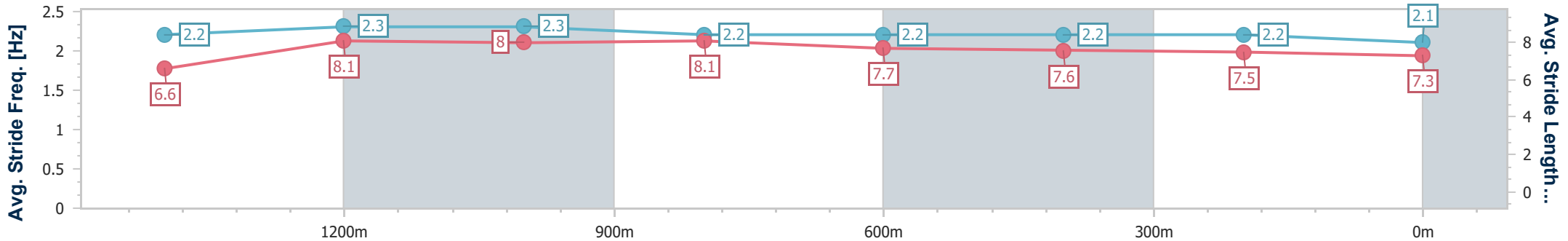
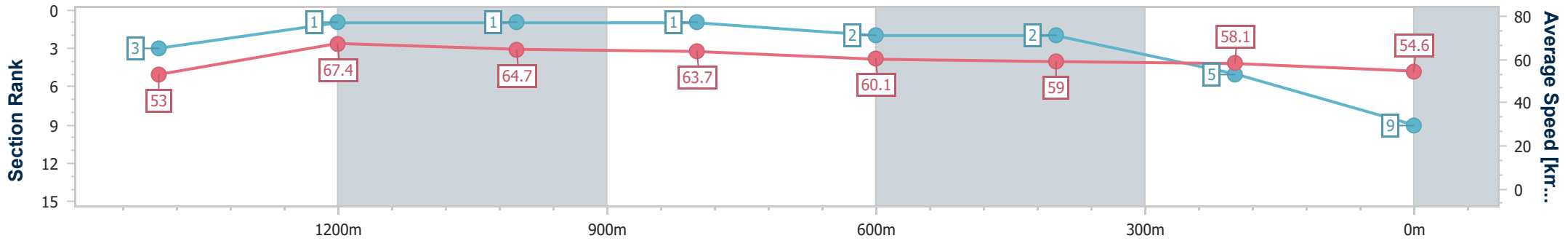


**Doomben QLD Professional**  
**Race 2: GIRLS DAY OUT 2 MARCH Class 1 Handicap - 1615m**  
 24 February 2024 - 12:48  
 Track Rating: Good 4, Weather: Overcast, Rail Position: +2.5m



**BRISBANE**  
RACING CLUB

Section	Overall	1400m	1200m	1000m	800m	600m	400m	200m
Section Times	1:37.78 [9] (0:14.68)	1:23.10 [3] (0:10.78)	1:12.32 [1] (0:11.09)	1:01.23 [1] (0:11.37)	0:49.86 [1] (0:12.09)	0:37.77 [2] (0:12.24)	0:25.53 [2] (0:12.35)	0:13.18 [5] (0:13.18)
Average Speed [km/h]	53.0	67.4	64.7	63.7	60.1	59.0	58.1	54.6
Top Speed [km/h]	69.2	69.1	66.0	65.5	61.5	59.3	59.1	57.2
Avg. Dist. to Rail [m]	5.8	1.2	0.3	1.2	1.5	0.4	1.1	0.8
Avg. Stride Freq. [Hz]	2.2	2.3	2.3	2.2	2.2	2.2	2.2	2.1
Avg. Stride Length [m]	6.6	8.1	8.0	8.1	7.7	7.6	7.5	7.3



- [ ] Ranking at each section and finish
- .-.- No data available at this section
- NA No data available



Horse/Jockey Name	War Too All
Final Rank	10
Fastest Section Time (Section)	0:11.20 (1400m)
Top Speed [km/h] (Section)	66.4 (1400m)
Race State	Finished

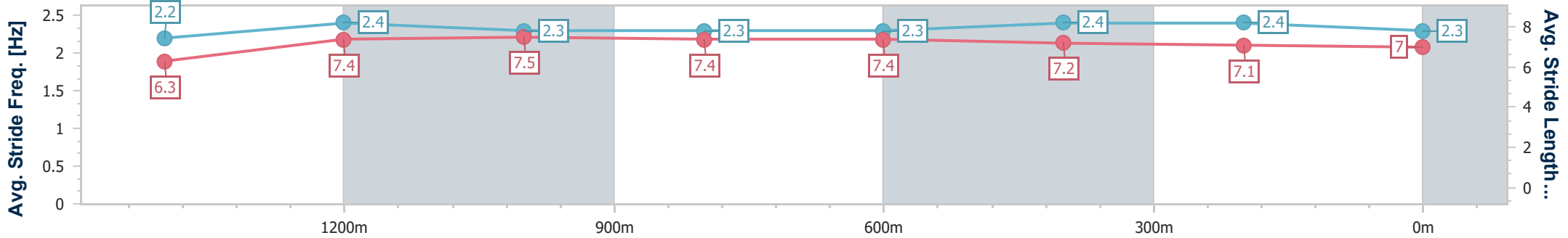
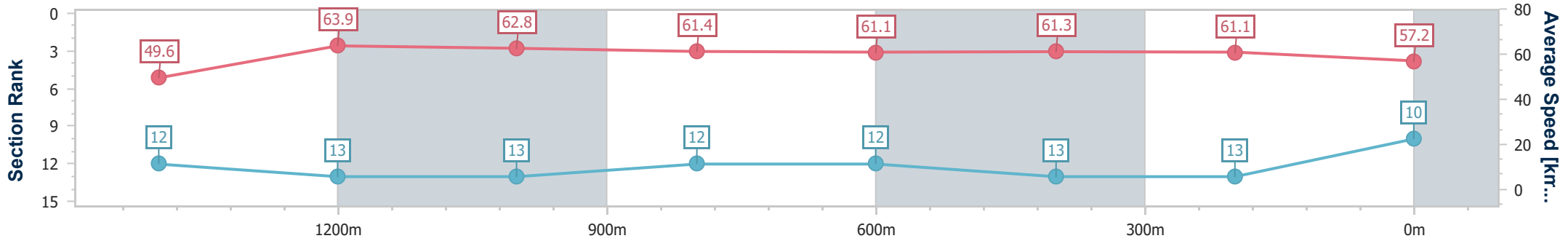


**Doomben QLD Professional**  
**Race 2: GIRLS DAY OUT 2 MARCH Class 1 Handicap - 1615m**  
 24 February 2024 - 12:48  
 Track Rating: Good 4, Weather: Overcast, Rail Position: +2.5m



**BRISBANE**  
RACING CLUB

Section	Overall	1400m	1200m	1000m	800m	600m	400m	200m
Section Times	1:37.79 [10] (0:15.60)	1:22.19 [12] (0:11.20)	1:10.99 [13] (0:11.52)	0:59.47 [13] (0:11.71)	0:47.76 [12] (0:11.78)	0:35.98 [12] (0:11.67)	0:24.31 [13] (0:11.72)	0:12.59 [13] (0:12.59)
Average Speed [km/h]	49.6	63.9	62.8	61.4	61.1	61.3	61.1	57.2
Top Speed [km/h]	66.2	66.4	63.8	63.1	63.0	62.7	62.6	60.3
Avg. Dist. to Rail [m]	6.0	0.5	1.1	0.9	0.2	1.5	1.7	1.7
Avg. Stride Freq. [Hz]	2.2	2.4	2.3	2.3	2.3	2.4	2.4	2.3
Avg. Stride Length [m]	6.3	7.4	7.5	7.4	7.4	7.2	7.1	7.0



- [ ] Ranking at each section and finish
- .-.- No data available at this section
- NA No data available



Horse/Jockey Name	Amadi
Final Rank	11
Fastest Section Time (Section)	0:11.09 (1400m)
Top Speed [km/h] (Section)	65.9 (Overall)
Race State	Finished

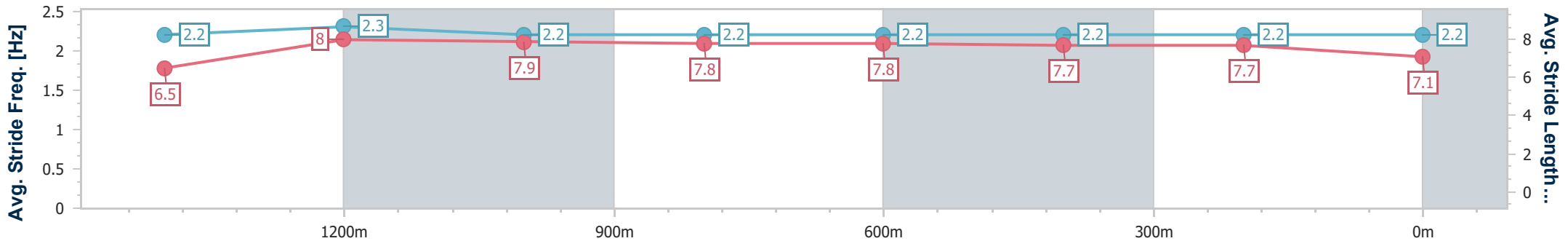
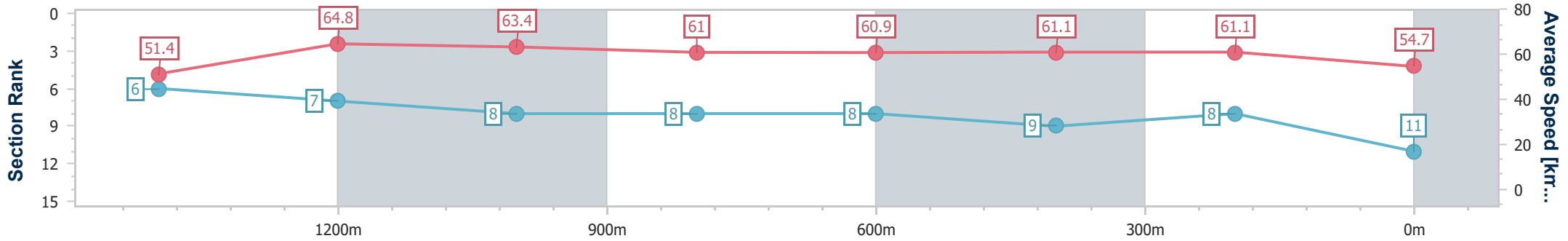


**Doomben QLD Professional**  
**Race 2: GIRLS DAY OUT 2 MARCH Class 1 Handicap - 1615m**  
 24 February 2024 - 12:48  
 Track Rating: Good 4, Weather: Overcast, Rail Position: +2.5m



**BRISBANE**  
RACING CLUB

Section	Overall	1400m	1200m	1000m	800m	600m	400m	200m
Section Times	1:37.87 [11] (0:15.04)	1:22.83 [6] (0:11.09)	1:11.74 [7] (0:11.36)	1:00.38 [8] (0:11.82)	0:48.56 [8] (0:11.87)	0:36.69 [8] (0:11.73)	0:24.96 [9] (0:11.79)	0:13.17 [8] (0:13.17)
Average Speed [km/h]	51.4	64.8	63.4	61.0	60.9	61.1	61.1	54.7
Top Speed [km/h]	65.9	65.8	64.4	62.1	62.4	62.6	62.1	58.8
Avg. Dist. to Rail [m]	4.1	0.6	0.6	0.3	0.6	0.4	0.6	2.1
Avg. Stride Freq. [Hz]	2.2	2.3	2.2	2.2	2.2	2.2	2.2	2.2
Avg. Stride Length [m]	6.5	8.0	7.9	7.8	7.8	7.7	7.7	7.1



- [ ] Ranking at each section and finish
- .-.-.- No data available at this section
- NA No data available



Horse/Jockey Name	Classique Gal
Final Rank	12
Fastest Section Time (Section)	0:10.99 (1400m)
Top Speed [km/h] (Section)	67.9 (Overall)
Race State	Finished

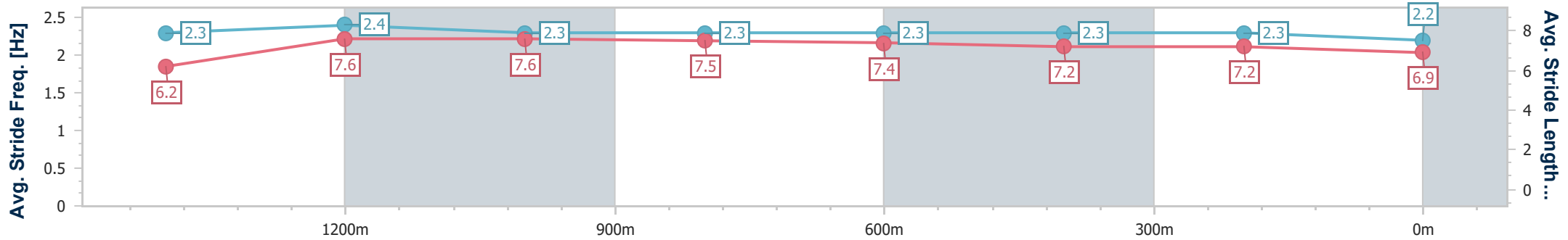
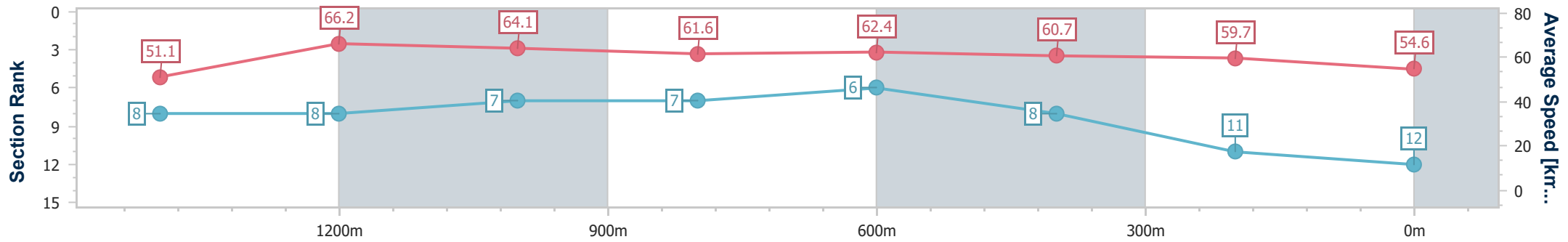


**Doomben QLD Professional**  
**Race 2: GIRLS DAY OUT 2 MARCH Class 1 Handicap - 1615m**  
 24 February 2024 - 12:48  
 Track Rating: Good 4, Weather: Overcast, Rail Position: +2.5m



**BRISBANE**  
RACING CLUB

Section	Overall	1400m	1200m	1000m	800m	600m	400m	200m
Section Times	1:38.22 [12] (0:15.18)	1:23.04 [8] (0:10.99)	1:12.05 [8] (0:11.23)	1:00.82 [7] (0:11.72)	0:49.10 [7] (0:11.78)	0:37.32 [6] (0:11.96)	0:25.36 [8] (0:12.18)	0:13.18 [11] (0:13.18)
Average Speed [km/h]	51.1	66.2	64.1	61.6	62.4	60.7	59.7	54.6
Top Speed [km/h]	67.9	67.6	65.3	62.7	62.7	62.5	61.0	58.5
Avg. Dist. to Rail [m]	8.8	1.3	3.0	2.2	3.5	2.1	4.7	4.8
Avg. Stride Freq. [Hz]	2.3	2.4	2.3	2.3	2.3	2.3	2.3	2.2
Avg. Stride Length [m]	6.2	7.6	7.6	7.5	7.4	7.2	7.2	6.9



- [ ] Ranking at each section and finish
- .-.-.- No data available at this section
- NA No data available





Horse/Jockey Name	You And I
Final Rank	13
Fastest Section Time (Section)	0:10.80 (1400m)
Top Speed [km/h] (Section)	69.6 (Overall)
Race State	Finished

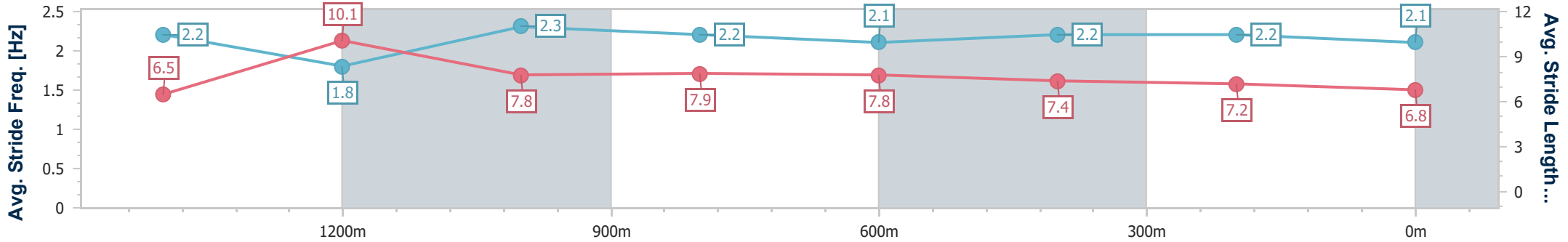
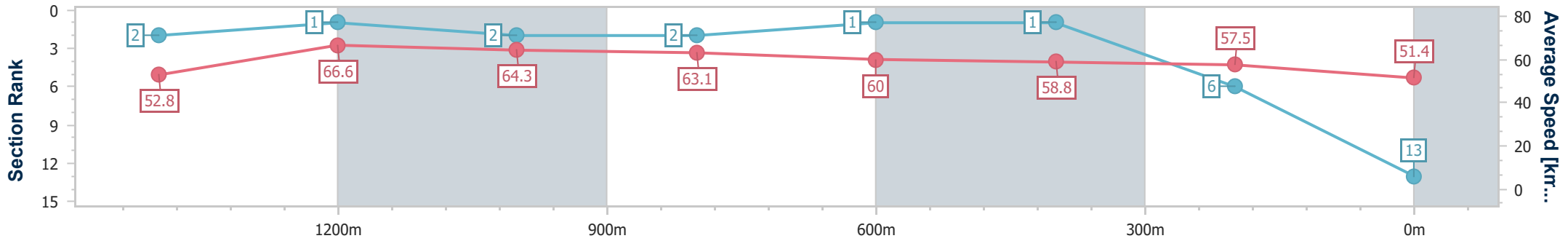


**Doomben QLD Professional**  
**Race 2: GIRLS DAY OUT 2 MARCH Class 1 Handicap - 1615m**  
 24 February 2024 - 12:48  
 Track Rating: Good 4, Weather: Overcast, Rail Position: +2.5m



**BRISBANE**  
RACING CLUB

Section	Overall	1400m	1200m	1000m	800m	600m	400m	200m
Section Times	1:38.60 [13] (0:14.66)	1:23.94 [2] (0:10.80)	1:13.14 [1] (0:11.15)	1:01.99 [2] (0:11.42)	0:50.57 [2] (0:11.98)	0:38.59 [1] (0:12.13)	0:26.46 [1] (0:12.46)	0:14.00 [6] (0:14.00)
Average Speed [km/h]	52.8	66.6	64.3	63.1	60.0	58.8	57.5	51.4
Top Speed [km/h]	69.6	69.4	65.3	65.1	61.3	60.5	58.7	55.8
Avg. Dist. to Rail [m]	1.8	0.7	0.6	0.3	0.3	1.7	1.7	1.4
Avg. Stride Freq. [Hz]	2.2	1.8	2.3	2.2	2.1	2.2	2.2	2.1
Avg. Stride Length [m]	6.5	10.1	7.8	7.9	7.8	7.4	7.2	6.8



- [ ] Ranking at each section and finish
- .-.- No data available at this section
- NA No data available