



Mackay QLD Professional
Race 8: RACING AGAIN MONDAY 11TH MARCH QTIS Class 3 Plate - 1100m
23 February 2024 - 17:50



MACKAY TURF CLUB
Ooralea Racecourse

Track Rating: Good 4, Weather: Fine, Rail Position: True

Section		Overall	1000m	800m	600m	400m	200m	Last 600m					
Field Times		1:03.35 (0:07.53)	0:55.82 (0:10.62)	0:45.20 (0:11.07)	0:34.13 (0:11.17)	0:22.96 (0:11.10)	0:11.86 (0:11.86)	0:34.13					
Rank	TAB Horse/Jockey	Barrier	Top Speed [km/h]	Fastest Section							Margin	Distance Travelled [m]	
1	4 FAY FAYE Gabrielle Semmens	13	69.5	0:07.53	1:03.35 [1] (0:07.53)	0:55.82 [2] (0:10.62)	0:45.20 [1] (0:11.07)	0:34.13 [1] (0:11.17)	0:22.96 [1] (0:11.10)	0:11.86 [1] (0:11.86)	1:03.35	0:34.13	
2	10 MISHANI MYSTIQUE Nikki Olzard	10	66.9	0:07.53	1:03.90 [2] (0:07.53)	0:56.37 [1] (0:10.85)	0:45.52 [2] (0:11.11)	0:34.41 [3] (0:11.17)	0:23.24 [2] (0:11.25)	0:11.99 [2] (0:11.99)	3L	0:34.41	-1
3	14 BOLD HUNTER Ryan Wiggins	11	67.2	0:07.95	1:04.21 [3] (0:07.95)	0:56.26 [7] (0:11.07)	0:45.19 [8] (0:11.24)	0:33.95 [8] (0:11.11)	0:22.84 [7] (0:11.09)	0:11.75 [5] (0:11.75)	4.8L	0:33.95	+2
4	3 RUBUNKAR Brooke Johnson	4	68.2	0:07.71	1:04.36 [4] (0:07.71)	0:56.65 [3] (0:10.75)	0:45.90 [3] (0:11.04)	0:34.86 [4] (0:11.35)	0:23.51 [3] (0:11.30)	0:12.21 [3] (0:12.21)	5.6L	0:34.86	+1
5	1 DESERT MOON Les Tilley	6	68.8	0:08.17	1:04.53 [5] (0:08.17)	0:56.36 [10] (0:10.82)	0:45.54 [7] (0:10.97)	0:34.57 [7] (0:11.15)	0:23.42 [5] (0:11.38)	0:12.04 [6] (0:12.04)	6.6L	0:34.57	-5
6	17 MARTINI MOMENT Chris Whiteley	20	67.9	0:07.75	1:04.75 [6] (0:07.75)	0:57.00 [4] (0:10.85)	0:46.15 [5] (0:11.01)	0:35.14 [5] (0:11.51)	0:23.63 [6] (0:11.44)	0:12.19 [7] (0:12.19)	7.9L	0:35.14	+6
7	8 COBBO Colin Lennon	7	69.5	0:07.84	1:05.02 [7] (0:07.84)	0:57.18 [5] (0:10.69)	0:46.49 [4] (0:10.84)	0:35.65 [2] (0:11.48)	0:24.17 [3] (0:11.48)	0:12.69 [4] (0:12.69)	9.4L	0:35.65	+3
8	11 OSCAR BRAVO Adrian Layt	3	67.8	0:08.17	1:05.21 [8] (0:08.17)	0:57.04 [9] (0:10.95)	0:46.09 [9] (0:11.16)	0:34.93 [9] (0:11.45)	0:23.48 [9] (0:11.36)	0:12.12 [9] (0:12.12)	10.4L	0:34.93	-3
9	9 MISHANI MAVERICK Adam Sewell	14	65.4	0:07.97	1:05.47 [9] (0:07.97)	0:57.50 [8] (0:11.28)	0:46.22 [10] (0:11.18)	0:35.04 [10] (0:11.39)	0:23.65 [10] (0:11.26)	0:12.39 [8] (0:12.39)	11.9L	0:35.04	+7
10	5 MICROWAVE JENNY Corey Bayliss	16	66.6	0:08.53	1:05.54 [10] (0:08.53)	0:57.01 [13] (0:11.37)	0:45.64 [12] (0:11.31)	0:34.33 [12] (0:11.36)	0:22.97 [11] (0:11.31)	0:11.66 [11] (0:11.66)	12.2L	0:34.33	+2

Scratched: Tahkian Bubbles (#12), Flaming Homer (#16), Nano Star (#6), Sensationbull (#18), Northern Pride (#2), Sundara (#7), Out Back Boom (#15)

[] Ranking at each section and finish
 -:-:- No data available at this section
 NA No data available
 SCN Saddle cloth number
 DNF Did not finish
 DNT Did not track



Mackay QLD Professional
Race 8: RACING AGAIN MONDAY 11TH MARCH QTIS Class 3 Plate -
1100m
23 February 2024 - 17:50



MACKAY TURF CLUB
 Ooralea Racecourse

Track Rating: Good 4, Weather: Fine, Rail Position: True

Section		Overall	1000m	800m	600m	400m	200m	Last 600m					
Field Times		1:03.35 (0:07.53)	0:55.82 (0:10.62)	0:45.20 (0:11.07)	0:34.13 (0:11.17)	0:22.96 (0:11.10)	0:11.86 (0:11.86)	0:34.13					
Rank	TAB Horse/Jockey	Barrier	Top Speed [km/h]	Fastest Section	Margin							Distance Travelled [m]	
11	20 COMBAT MISSION Heidi Gillie	8	67.0 1000m	0:07.88 Overall	1:06.06 [11] (0:07.88)	0:58.18 [6] (0:10.94)	0:47.24 [6] (0:11.11)	0:36.13 [6] (0:11.47)	0:24.66 [8] (0:11.71)	0:12.95 [10] (0:12.95)	15.2L	0:36.13	+6
12	19 MISHANI STAR Warwick Satherley	1	64.9 1000m	0:08.34 Overall	1:08.31 [12] (0:08.34)	0:59.97 [11] (0:11.36)	0:48.61 [11] (0:11.32)	0:37.29 [11] (0:11.67)	0:25.62 [12] (0:11.85)	0:13.77 [12] (0:13.77)	28.2L	0:37.29	+0
13	13 MISHANI PERFECTION Nathan Thomas	2	63.9 1000m	0:08.48 Overall	1:09.01 [13] (0:08.48)	1:00.53 [12] (0:11.44)	0:49.09 [13] (0:11.58)	0:37.51 [13] (0:12.08)	0:25.43 [13] (0:11.94)	0:13.49 [13] (0:13.49)	32.2L	0:37.51	+0

Scratched: Tahkian Bubbles (#12), Flaming Homer (#16), Nano Star (#6), Sensationabull (#18), Northern Pride (#2), Sundara (#7), Out Back Boom (#15)

[] Ranking at each section and finish
 -:-:- No data available at this section
 NA No data available

SCN Saddle cloth number
 DNF Did not finish
 DNT Did not track



Horse/Jockey Name	Fay Faye
Final Rank	1
Fastest Section Time (Section)	0:07.53 (Overall)
Top Speed [km/h] (Section)	69.5 (1000m)
Race State	Finished



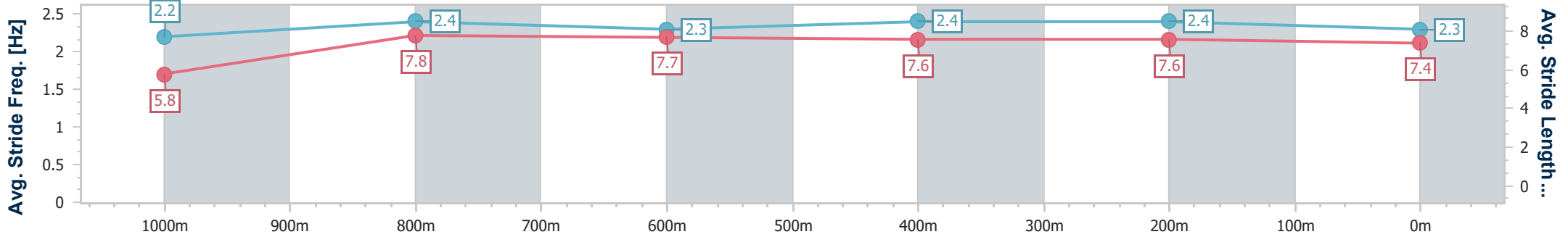
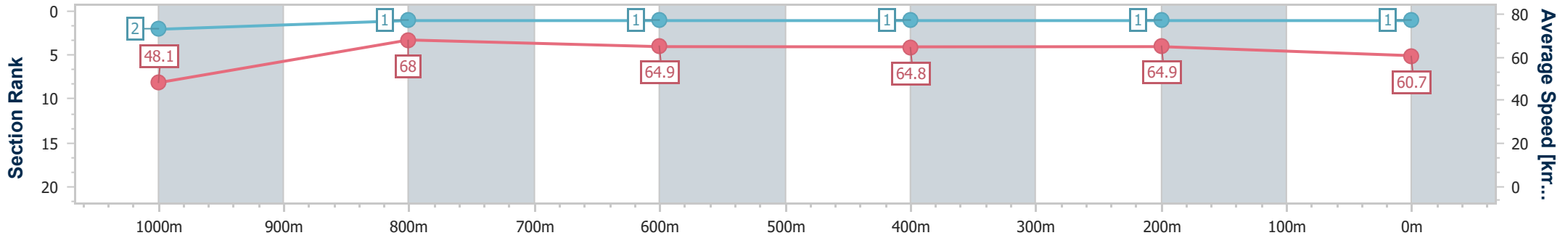
Mackay QLD Professional
Race 8: RACING AGAIN MONDAY 11TH MARCH QTIS Class 3
Plate - 1100m



23 February 2024 - 17:50

Track Rating: Good 4, Weather: Fine, Rail Position: True

Section	Overall	1000m	800m	600m	400m	200m
Section Times	1:03.35 [1] (0:07.53)	0:55.82 [2] (0:10.62)	0:45.20 [1] (0:11.07)	0:34.13 [1] (0:11.17)	0:22.96 [1] (0:11.10)	0:11.86 [1] (0:11.86)
Average Speed [km/h]	48.1	68.0	64.9	64.8	64.9	60.7
Top Speed [km/h]	66.3	69.5	66.3	65.5	65.7	63.9
Avg. Dist. to Rail [m]	10.2	1.8	0.5	0.8	0.9	1.4
Avg. Stride Freq. [Hz]	2.2	2.4	2.3	2.4	2.4	2.3
Avg. Stride Length [m]	5.8	7.8	7.7	7.6	7.6	7.4



- [] Ranking at each section and finish
- .-.- No data available at this section
- NA No data available



Horse/Jockey Name	Mishani Mystique
Final Rank	2
Fastest Section Time (Section)	0:07.53 (Overall)
Top Speed [km/h] (Section)	66.9 (1000m)
Race State	Finished



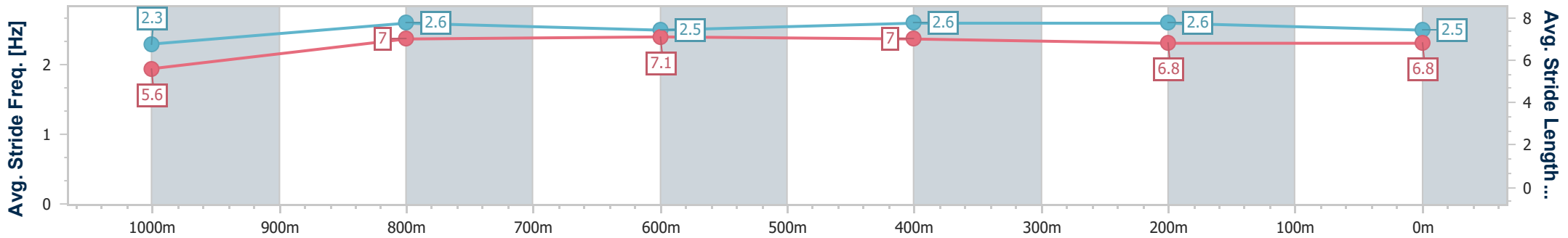
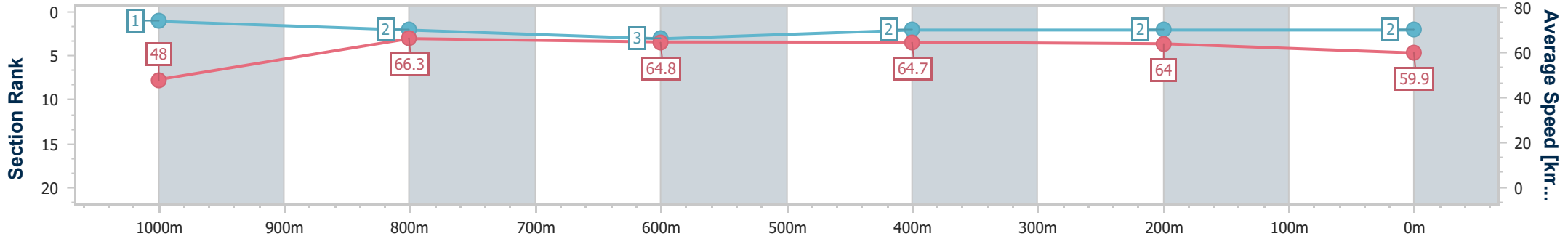
Mackay QLD Professional
Race 8: RACING AGAIN MONDAY 11TH MARCH QTIS Class 3
Plate - 1100m



23 February 2024 - 17:50

Track Rating: Good 4, Weather: Fine, Rail Position: True

Section	Overall	1000m	800m	600m	400m	200m
Section Times	1:03.90 [2] (0:07.53)	0:56.37 [1] (0:10.85)	0:45.52 [2] (0:11.11)	0:34.41 [3] (0:11.17)	0:23.24 [2] (0:11.25)	0:11.99 [2] (0:11.99)
Average Speed [km/h]	48.0	66.3	64.8	64.7	64.0	59.9
Top Speed [km/h]	64.0	66.9	66.9	65.3	65.6	63.0
Avg. Dist. to Rail [m]	7.3	0.5	0.4	0.6	1.4	1.7
Avg. Stride Freq. [Hz]	2.3	2.6	2.5	2.6	2.6	2.5
Avg. Stride Length [m]	5.6	7.0	7.1	7.0	6.8	6.8



- [] Ranking at each section and finish
- .-.- No data available at this section
- NA No data available



Horse/Jockey Name	Bold Hunter
Final Rank	3
Fastest Section Time (Section)	0:07.95 (Overall)
Top Speed [km/h] (Section)	67.2 (1000m)
Race State	Finished



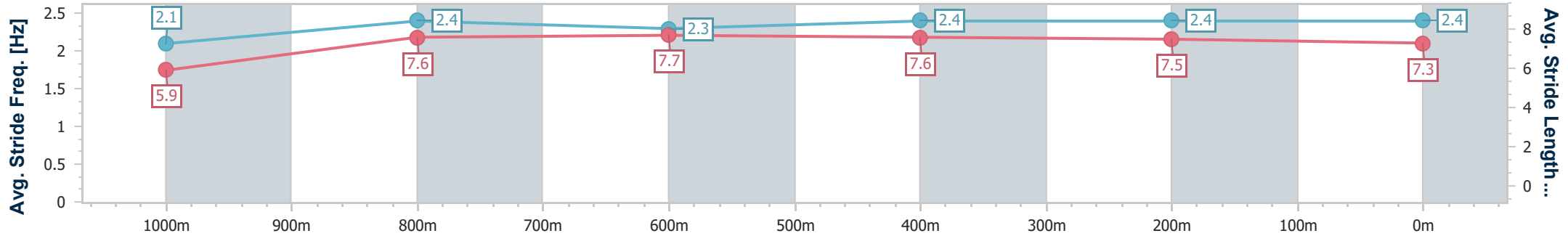
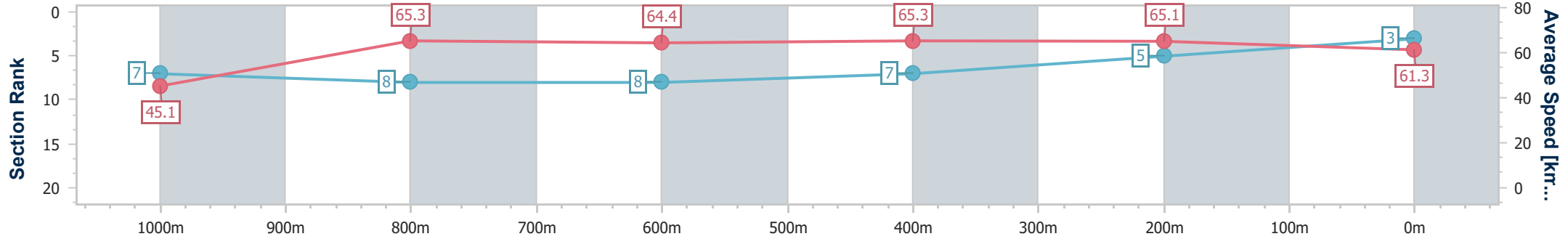
Mackay QLD Professional
Race 8: RACING AGAIN MONDAY 11TH MARCH QTIS Class 3
Plate - 1100m



23 February 2024 - 17:50

Track Rating: Good 4, Weather: Fine, Rail Position: True

Section	Overall	1000m	800m	600m	400m	200m
Section Times	1:04.21 [3] (0:07.95)	0:56.26 [7] (0:11.07)	0:45.19 [8] (0:11.24)	0:33.95 [8] (0:11.11)	0:22.84 [7] (0:11.09)	0:11.75 [5] (0:11.75)
Average Speed [km/h]	45.1	65.3	64.4	65.3	65.1	61.3
Top Speed [km/h]	61.6	67.2	66.1	66.1	66.1	64.0
Avg. Dist. to Rail [m]	6.7	1.2	1.5	0.8	3.5	6.0
Avg. Stride Freq. [Hz]	2.1	2.4	2.3	2.4	2.4	2.4
Avg. Stride Length [m]	5.9	7.6	7.7	7.6	7.5	7.3



- [] Ranking at each section and finish
- .-.- No data available at this section
- NA No data available



Horse/Jockey Name	Rubunkar
Final Rank	4
Fastest Section Time (Section)	0:07.71 (Overall)
Top Speed [km/h] (Section)	68.2 (1000m)
Race State	Finished



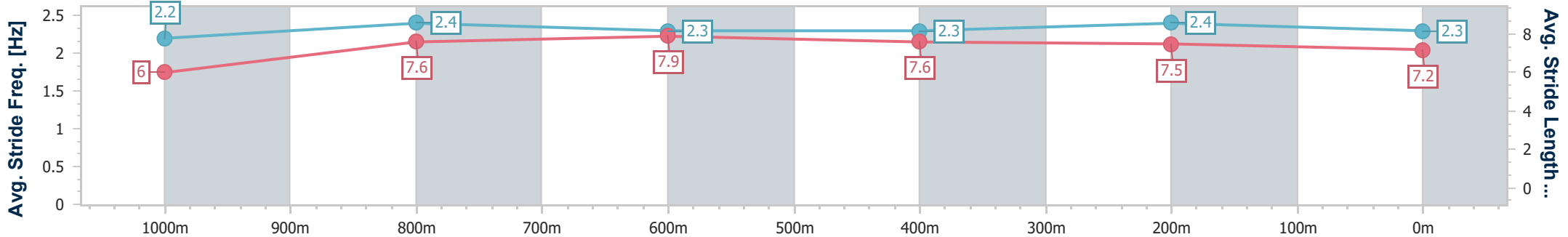
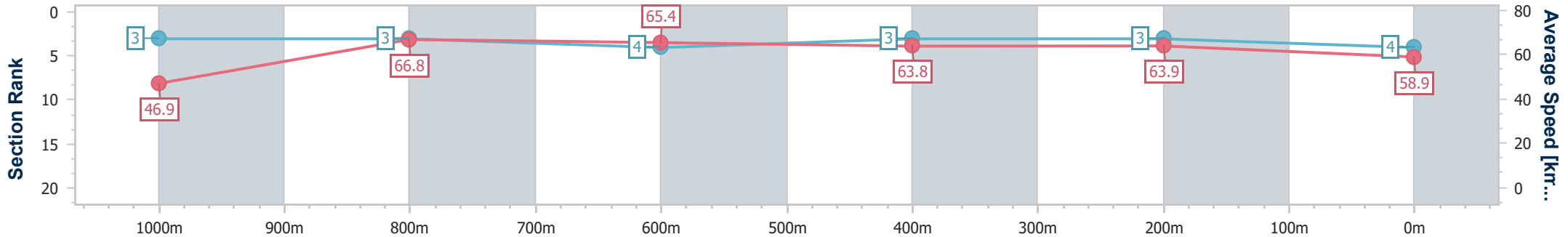
Mackay QLD Professional
Race 8: RACING AGAIN MONDAY 11TH MARCH QTIS Class 3
Plate - 1100m



23 February 2024 - 17:50

Track Rating: Good 4, Weather: Fine, Rail Position: True

Section	Overall	1000m	800m	600m	400m	200m
Section Times	1:04.36 [4] (0:07.71)	0:56.65 [3] (0:10.75)	0:45.90 [3] (0:11.04)	0:34.86 [4] (0:11.35)	0:23.51 [3] (0:11.30)	0:12.21 [3] (0:12.21)
Average Speed [km/h]	46.9	66.8	65.4	63.8	63.9	58.9
Top Speed [km/h]	62.7	68.2	67.3	64.4	65.2	62.8
Avg. Dist. to Rail [m]	4.0	0.2	0.4	1.2	1.1	0.8
Avg. Stride Freq. [Hz]	2.2	2.4	2.3	2.3	2.4	2.3
Avg. Stride Length [m]	6.0	7.6	7.9	7.6	7.5	7.2



- [] Ranking at each section and finish
- .-.- No data available at this section
- NA No data available



Horse/Jockey Name	Desert Moon
Final Rank	5
Fastest Section Time (Section)	0:08.17 (Overall)
Top Speed [km/h] (Section)	68.8 (1000m)
Race State	Finished



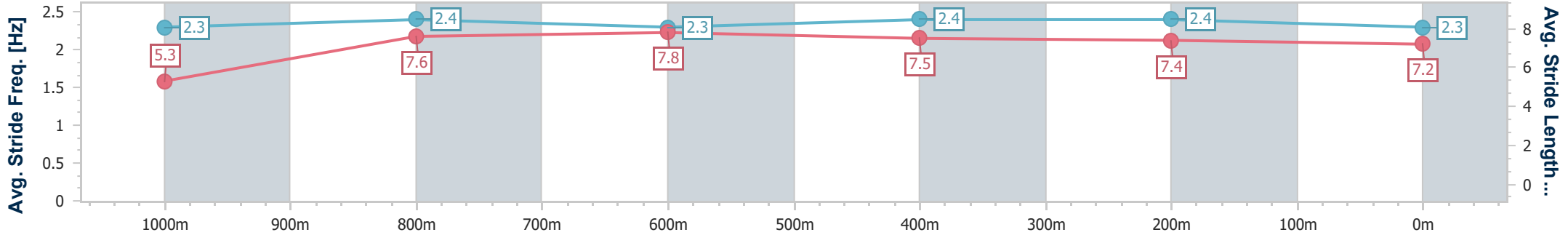
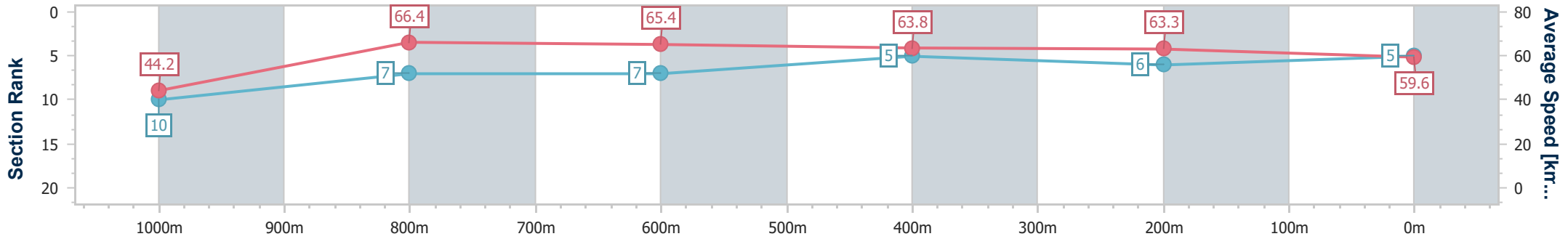
Mackay QLD Professional
Race 8: RACING AGAIN MONDAY 11TH MARCH QTIS Class 3
Plate - 1100m



23 February 2024 - 17:50

Track Rating: Good 4, Weather: Fine, Rail Position: True

Section	Overall	1000m	800m	600m	400m	200m
Section Times	1:04.53 [5] (0:08.17)	0:56.36 [10] (0:10.82)	0:45.54 [7] (0:10.97)	0:34.57 [7] (0:11.15)	0:23.42 [5] (0:11.38)	0:12.04 [6] (0:12.04)
Average Speed [km/h]	44.2	66.4	65.4	63.8	63.3	59.6
Top Speed [km/h]	63.1	68.8	67.5	65.4	64.3	62.4
Avg. Dist. to Rail [m]	5.0	0.6	1.4	1.5	1.1	2.0
Avg. Stride Freq. [Hz]	2.3	2.4	2.3	2.4	2.4	2.3
Avg. Stride Length [m]	5.3	7.6	7.8	7.5	7.4	7.2



- [] Ranking at each section and finish
- .-.- No data available at this section
- NA No data available



Horse/Jockey Name	Martini Moment
Final Rank	6
Fastest Section Time (Section)	0:07.75 (Overall)
Top Speed [km/h] (Section)	67.9 (1000m)
Race State	Finished



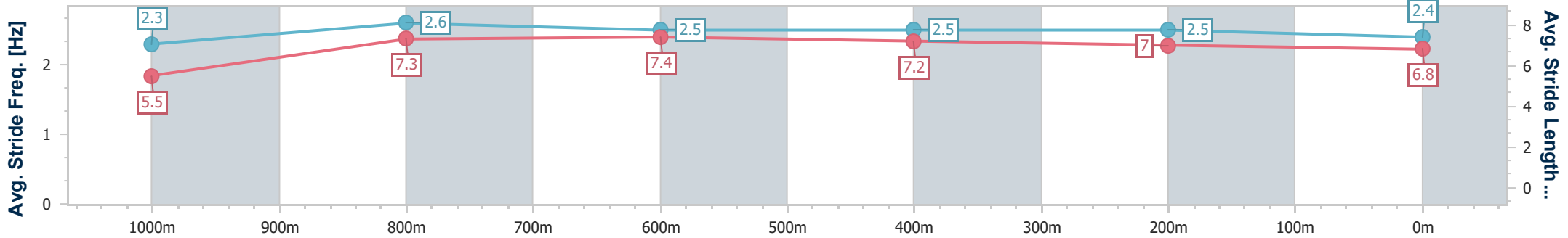
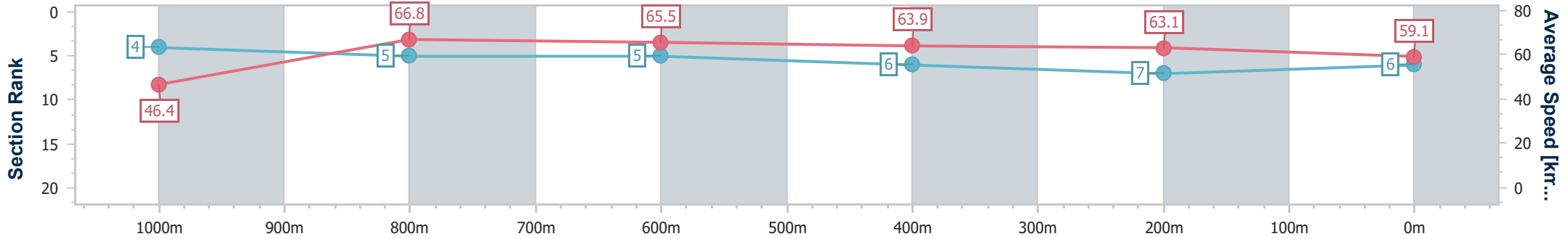
Mackay QLD Professional
Race 8: RACING AGAIN MONDAY 11TH MARCH QTIS Class 3
Plate - 1100m



23 February 2024 - 17:50

Track Rating: Good 4, Weather: Fine, Rail Position: True

Section	Overall	1000m	800m	600m	400m	200m
Section Times	1:04.75 [6] (0:07.75)	0:57.00 [4] (0:10.85)	0:46.15 [5] (0:11.01)	0:35.14 [5] (0:11.51)	0:23.63 [6] (0:11.44)	0:12.19 [7] (0:12.19)
Average Speed [km/h]	46.4	66.8	65.5	63.9	63.1	59.1
Top Speed [km/h]	63.9	67.9	66.5	64.8	64.6	62.8
Avg. Dist. to Rail [m]	11.0	1.3	1.4	2.4	4.3	5.7
Avg. Stride Freq. [Hz]	2.3	2.6	2.5	2.5	2.5	2.4
Avg. Stride Length [m]	5.5	7.3	7.4	7.2	7.0	6.8



- [] Ranking at each section and finish
- .-.- No data available at this section
- NA No data available



Horse/Jockey Name	Cobbo
Final Rank	7
Fastest Section Time (Section)	0:07.84 (Overall)
Top Speed [km/h] (Section)	69.5 (1000m)
Race State	Finished



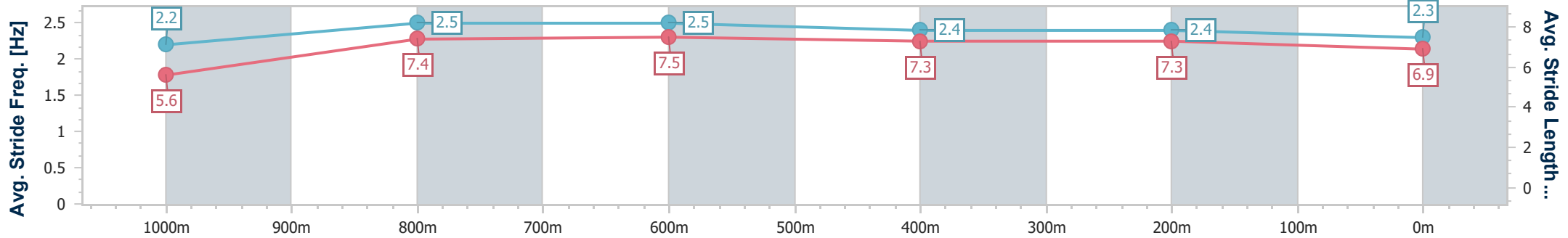
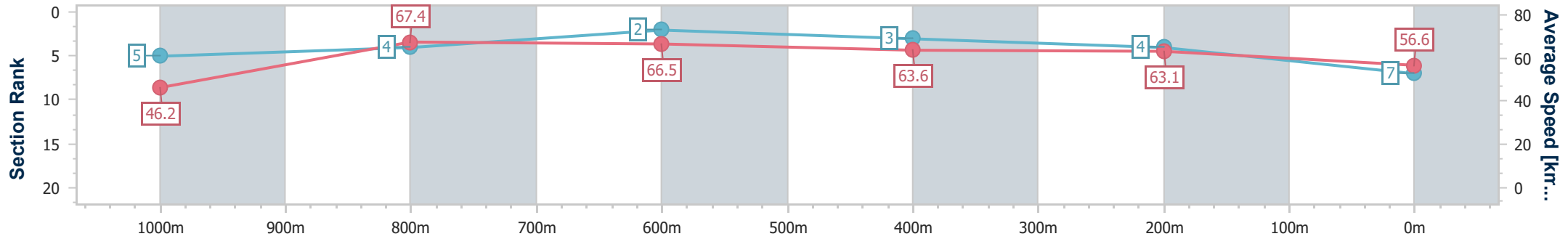
Mackay QLD Professional
Race 8: RACING AGAIN MONDAY 11TH MARCH QTIS Class 3
Plate - 1100m



23 February 2024 - 17:50

Track Rating: Good 4, Weather: Fine, Rail Position: True

Section	Overall	1000m	800m	600m	400m	200m
Section Times	1:05.02 [7] (0:07.84)	0:57.18 [5] (0:10.69)	0:46.49 [4] (0:10.84)	0:35.65 [2] (0:11.48)	0:24.17 [3] (0:11.48)	0:12.69 [4] (0:12.69)
Average Speed [km/h]	46.2	67.4	66.5	63.6	63.1	56.6
Top Speed [km/h]	66.5	69.5	67.6	64.9	64.0	60.7
Avg. Dist. to Rail [m]	6.2	0.8	0.2	2.2	2.8	3.6
Avg. Stride Freq. [Hz]	2.2	2.5	2.5	2.4	2.4	2.3
Avg. Stride Length [m]	5.6	7.4	7.5	7.3	7.3	6.9



- [] Ranking at each section and finish
- .-.- No data available at this section
- NA No data available



Horse/Jockey Name	Oscar Bravo
Final Rank	8
Fastest Section Time (Section)	0:08.17 (Overall)
Top Speed [km/h] (Section)	67.8 (1000m)
Race State	Finished



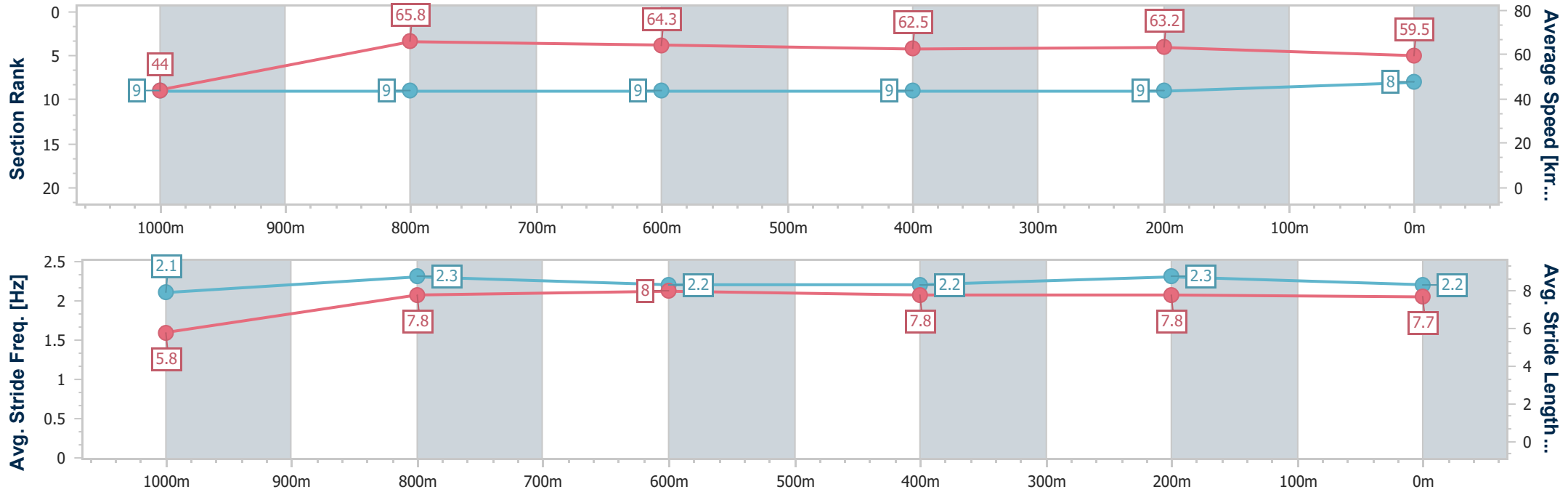
Mackay QLD Professional
Race 8: RACING AGAIN MONDAY 11TH MARCH QTIS Class 3
Plate - 1100m



23 February 2024 - 17:50

Track Rating: Good 4, Weather: Fine, Rail Position: True

Section	Overall	1000m	800m	600m	400m	200m
Section Times	1:05.21 [8] (0:08.17)	0:57.04 [9] (0:10.95)	0:46.09 [9] (0:11.16)	0:34.93 [9] (0:11.45)	0:23.48 [9] (0:11.36)	0:12.12 [9] (0:12.12)
Average Speed [km/h]	44.0	65.8	64.3	62.5	63.2	59.5
Top Speed [km/h]	63.5	67.8	66.3	63.4	63.9	63.3
Avg. Dist. to Rail [m]	4.1	0.4	0.5	0.9	1.2	3.1
Avg. Stride Freq. [Hz]	2.1	2.3	2.2	2.2	2.3	2.2
Avg. Stride Length [m]	5.8	7.8	8.0	7.8	7.8	7.7



- [] Ranking at each section and finish
- .-.- No data available at this section
- NA No data available



Horse/Jockey Name	Mishani Maverick
Final Rank	9
Fastest Section Time (Section)	0:07.97 (Overall)
Top Speed [km/h] (Section)	65.4 (1000m)
Race State	Finished



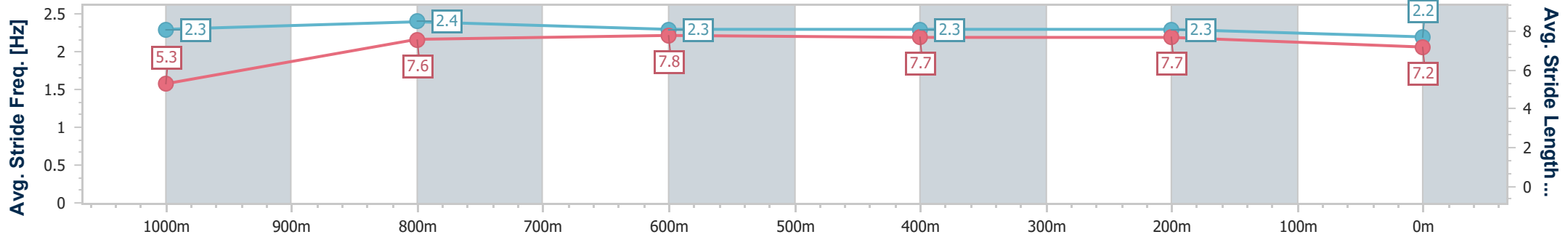
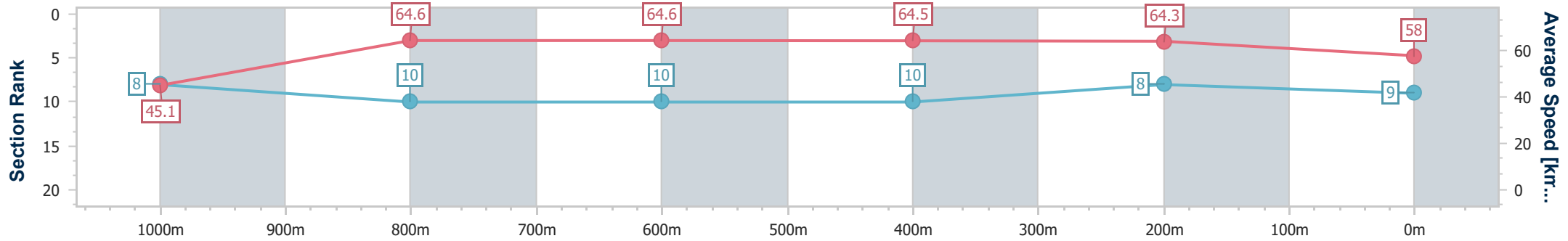
Mackay QLD Professional
Race 8: RACING AGAIN MONDAY 11TH MARCH QTIS Class 3
Plate - 1100m



23 February 2024 - 17:50

Track Rating: Good 4, Weather: Fine, Rail Position: True

Section	Overall	1000m	800m	600m	400m	200m
Section Times	1:05.47 [9] (0:07.97)	0:57.50 [8] (0:11.28)	0:46.22 [10] (0:11.18)	0:35.04 [10] (0:11.39)	0:23.65 [10] (0:11.26)	0:12.39 [8] (0:12.39)
Average Speed [km/h]	45.1	64.6	64.6	64.5	64.3	58.0
Top Speed [km/h]	62.5	65.4	65.3	65.2	65.1	63.6
Avg. Dist. to Rail [m]	10.9	4.1	1.0	2.5	3.4	4.6
Avg. Stride Freq. [Hz]	2.3	2.4	2.3	2.3	2.3	2.2
Avg. Stride Length [m]	5.3	7.6	7.8	7.7	7.7	7.2



- [] Ranking at each section and finish
- .-.- No data available at this section
- NA No data available



Horse/Jockey Name	Microwave Jenny
Final Rank	10
Fastest Section Time (Section)	0:08.53 (Overall)
Top Speed [km/h] (Section)	66.6 (1000m)
Race State	Finished



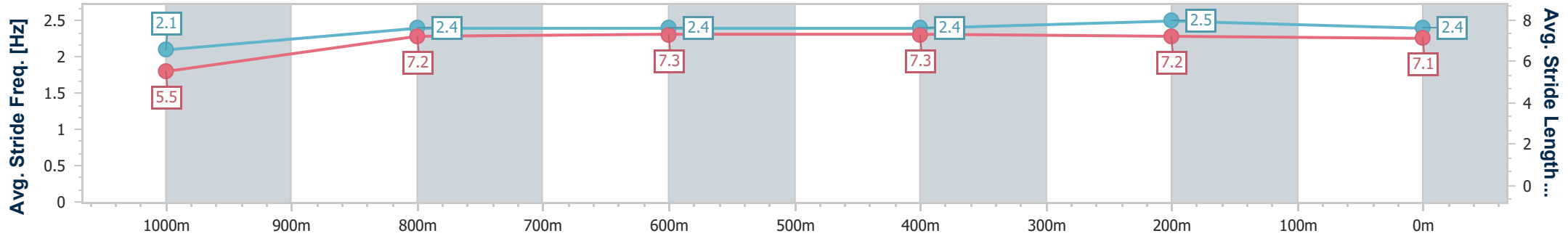
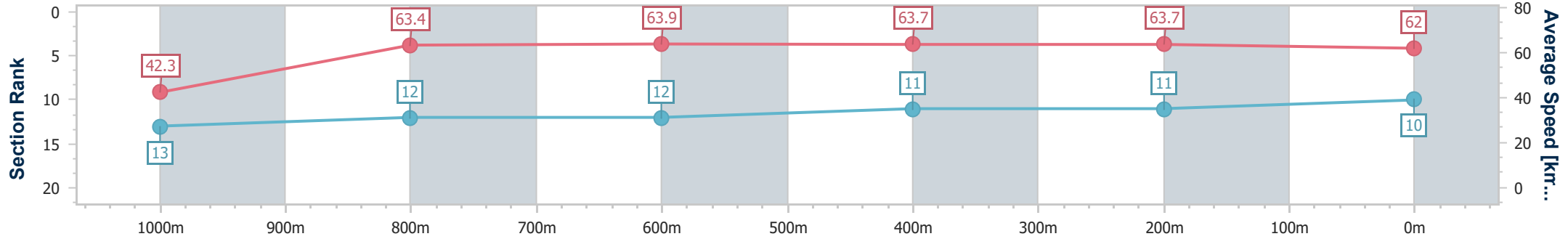
Mackay QLD Professional
Race 8: RACING AGAIN MONDAY 11TH MARCH QTIS Class 3
Plate - 1100m



23 February 2024 - 17:50

Track Rating: Good 4, Weather: Fine, Rail Position: True

Section	Overall	1000m	800m	600m	400m	200m
Section Times	1:05.54 [10] (0:08.53)	0:57.01 [13] (0:11.37)	0:45.64 [12] (0:11.31)	0:34.33 [12] (0:11.36)	0:22.97 [11] (0:11.31)	0:11.66 [11] (0:11.66)
Average Speed [km/h]	42.3	63.4	63.9	63.7	63.7	62.0
Top Speed [km/h]	59.3	66.6	66.6	64.9	64.8	65.3
Avg. Dist. to Rail [m]	10.9	1.4	0.4	1.2	2.7	4.6
Avg. Stride Freq. [Hz]	2.1	2.4	2.4	2.4	2.5	2.4
Avg. Stride Length [m]	5.5	7.2	7.3	7.3	7.2	7.1



- [] Ranking at each section and finish
- .-.- No data available at this section
- NA No data available



Horse/Jockey Name	Combat Mission
Final Rank	11
Fastest Section Time (Section)	0:07.88 (Overall)
Top Speed [km/h] (Section)	67.0 (1000m)
Race State	Finished



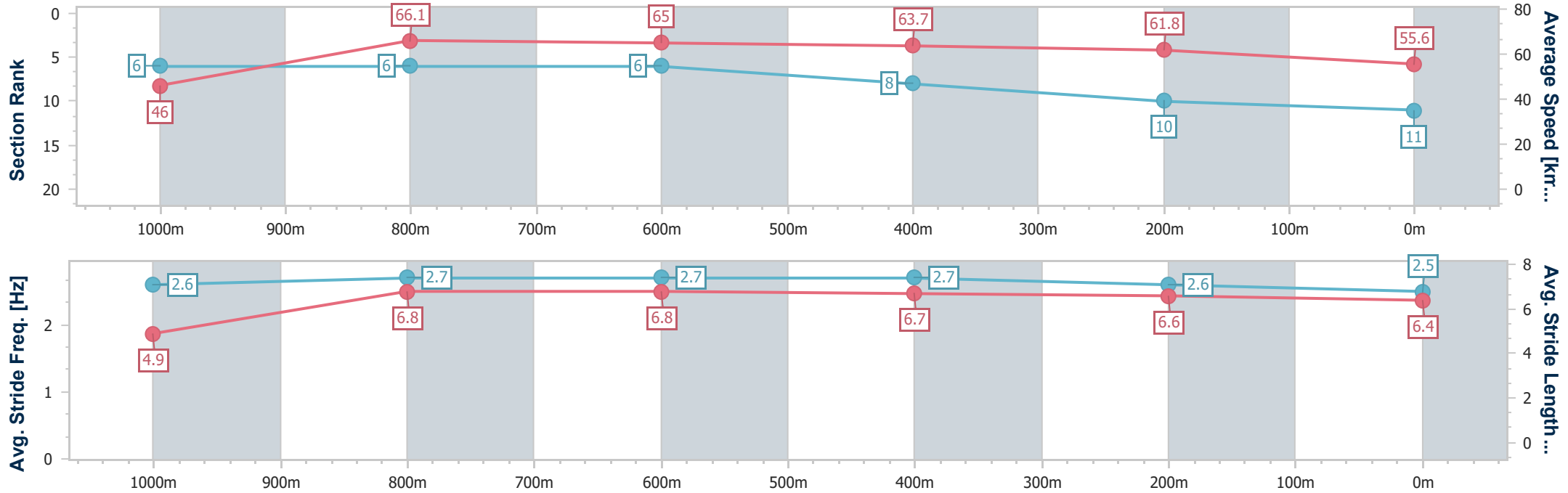
Mackay QLD Professional
Race 8: RACING AGAIN MONDAY 11TH MARCH QTIS Class 3
Plate - 1100m



23 February 2024 - 17:50

Track Rating: Good 4, Weather: Fine, Rail Position: True

Section	Overall	1000m	800m	600m	400m	200m
Section Times	1:06.06 [11] (0:07.88)	0:58.18 [6] (0:10.94)	0:47.24 [6] (0:11.11)	0:36.13 [6] (0:11.47)	0:24.66 [8] (0:11.71)	0:12.95 [10] (0:12.95)
Average Speed [km/h]	46.0	66.1	65.0	63.7	61.8	55.6
Top Speed [km/h]	62.9	67.0	66.2	64.5	63.1	59.9
Avg. Dist. to Rail [m]	6.9	1.8	1.3	1.9	3.6	5.7
Avg. Stride Freq. [Hz]	2.6	2.7	2.7	2.7	2.6	2.5
Avg. Stride Length [m]	4.9	6.8	6.8	6.7	6.6	6.4



- [] Ranking at each section and finish
- .-.- No data available at this section
- NA No data available



Horse/Jockey Name	Mishani Star
Final Rank	12
Fastest Section Time (Section)	0:08.34 (Overall)
Top Speed [km/h] (Section)	64.9 (1000m)
Race State	Finished



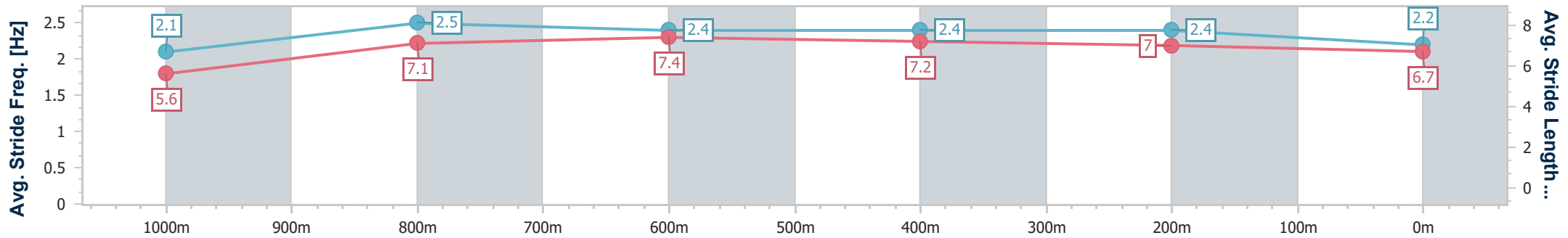
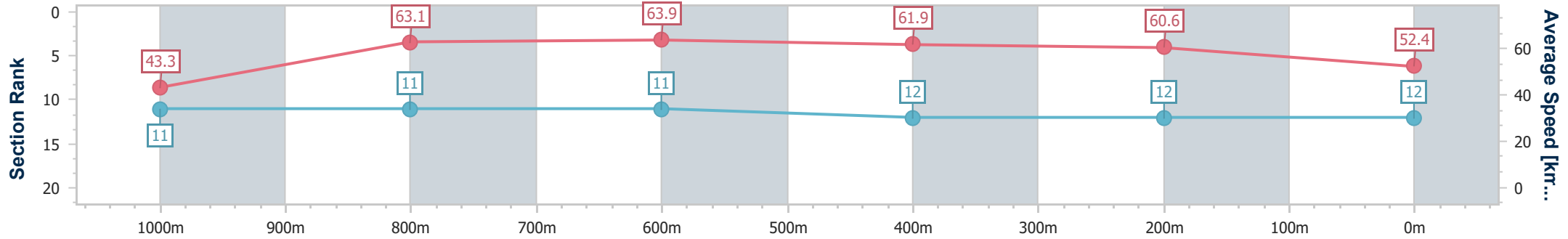
Mackay QLD Professional
Race 8: RACING AGAIN MONDAY 11TH MARCH QTIS Class 3
Plate - 1100m



23 February 2024 - 17:50

Track Rating: Good 4, Weather: Fine, Rail Position: True

Section	Overall	1000m	800m	600m	400m	200m
Section Times	1:08.31 [12] (0:08.34)	0:59.97 [11] (0:11.36)	0:48.61 [11] (0:11.32)	0:37.29 [11] (0:11.67)	0:25.62 [12] (0:11.85)	0:13.77 [12] (0:13.77)
Average Speed [km/h]	43.3	63.1	63.9	61.9	60.6	52.4
Top Speed [km/h]	59.3	64.9	64.7	62.8	62.1	59.8
Avg. Dist. to Rail [m]	1.4	0.4	0.5	0.6	1.3	2.7
Avg. Stride Freq. [Hz]	2.1	2.5	2.4	2.4	2.4	2.2
Avg. Stride Length [m]	5.6	7.1	7.4	7.2	7.0	6.7



- [] Ranking at each section and finish
- .-.- No data available at this section
- NA No data available



Horse/Jockey Name	Mishani Perfection
Final Rank	13
Fastest Section Time (Section)	0:08.48 (Overall)
Top Speed [km/h] (Section)	63.9 (1000m)
Race State	Finished



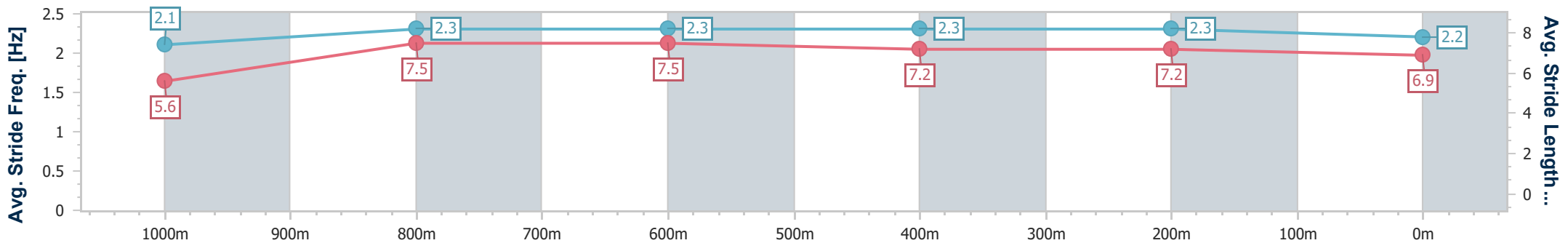
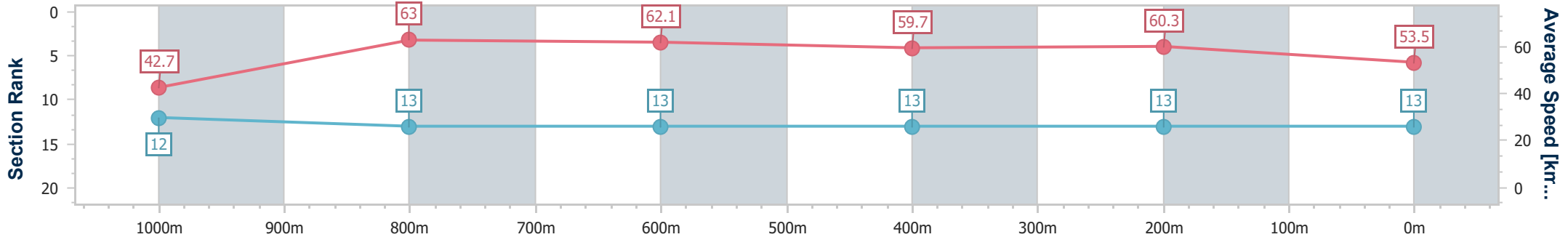
Mackay QLD Professional
Race 8: RACING AGAIN MONDAY 11TH MARCH QTIS Class 3
Plate - 1100m



23 February 2024 - 17:50

Track Rating: Good 4, Weather: Fine, Rail Position: True

Section	Overall	1000m	800m	600m	400m	200m
Section Times	1:09.01 [13] (0:08.48)	1:00.53 [12] (0:11.44)	0:49.09 [13] (0:11.58)	0:37.51 [13] (0:12.08)	0:25.43 [13] (0:11.94)	0:13.49 [13] (0:13.49)
Average Speed [km/h]	42.7	63.0	62.1	59.7	60.3	53.5
Top Speed [km/h]	59.6	63.9	63.3	60.7	61.4	59.5
Avg. Dist. to Rail [m]	2.3	0.5	0.4	0.7	1.0	1.4
Avg. Stride Freq. [Hz]	2.1	2.3	2.3	2.3	2.3	2.2
Avg. Stride Length [m]	5.6	7.5	7.5	7.2	7.2	6.9



- [] Ranking at each section and finish
- .-.- No data available at this section
- NA No data available