



Mackay QLD Professional
Race 6: BOOK EVENT CENTRE FOR FUNCTIONS BENCHMARK 70
Handicap - 1300m
23 February 2024 - 16:34



Track Rating: Good 4, Weather: Fine, Rail Position: True

Section	Overall	1200m	1000m	800m	600m	400m	Last 600m						
Field Times	1:16.43 (0:07.60)	1:08.83 (0:11.42)	0:57.41 (0:11.52)	0:45.89 (0:11.46)	0:34.43 (0:11.17)	0:23.26 (0:11.15)	0:34.43						
Rank	TAB	Horse/Jockey	Barrier	Top Speed [km/h]	Fastest Section	Distance Travelled [m]							
1	6	BRING ME FLOWERS Justin Stanley	3	66.8 600m	0:07.60 Overall	1:16.43 [1] (0:07.60)	1:08.83 [1] (0:11.42)	0:57.41 [1] (0:11.52)	0:45.89 [1] (0:11.53)	0:34.36 [2] (0:11.10)	0:23.26 [1] (0:11.15)	0:34.36	
2	3	CLASS OF ROYALTY Chris Whiteley	1	66.1 1200m	0:07.88 Overall	1:16.61 [2] (0:07.88)	1:08.73 [4] (0:11.48)	0:57.25 [3] (0:11.40)	0:45.85 [3] (0:11.45)	0:34.40 [4] (0:11.33)	0:23.07 [5] (0:11.20)	0:34.40	+4
3	4	MAJESTICS REQUEST Ryan Wiggins	5	65.0 1200m	0:07.84 Overall	1:17.08 [3] (0:07.84)	1:09.24 [3] (0:11.40)	0:57.84 [2] (0:11.42)	0:46.42 [2] (0:11.34)	0:35.08 [1] (0:11.28)	0:23.80 [2] (0:11.49)	0:35.08	+1
4	5	TYCOON BABY Adam Sewell	8	65.2 600m	0:07.81 Overall	1:17.15 [4] (0:07.81)	1:09.34 [2] (0:11.68)	0:57.66 [5] (0:11.50)	0:46.16 [6] (0:11.41)	0:34.75 [7] (0:11.49)	0:23.26 [7] (0:11.47)	0:34.75	+10
5	1	FANAAR Les Tilley	7	65.9 1000m	0:07.99 Overall	1:17.18 [5] (0:07.99)	1:09.19 [5] (0:11.46)	0:57.73 [4] (0:11.31)	0:46.42 [3] (0:11.38)	0:35.04 [3] (0:11.36)	0:23.68 [3] (0:11.48)	0:35.04	+7
6	2	MOTAMAYIZ Nikki Olzard	2	65.2 1000m	0:08.07 Overall	1:17.54 [6] (0:08.07)	1:09.47 [6] (0:11.63)	0:57.84 [6] (0:11.26)	0:46.58 [5] (0:11.43)	0:35.15 [6] (0:11.41)	0:23.74 [6] (0:11.54)	0:35.15	+0
7	8	AIDENABET Brooke Johnson	6	66.2 800m	0:08.10 Overall	1:17.66 [7] (0:08.10)	1:09.56 [7] (0:11.74)	0:57.82 [7] (0:11.27)	0:46.55 [7] (0:11.14)	0:35.41 [5] (0:11.26)	0:24.15 [4] (0:11.65)	0:35.41	+6

Scratched: Deelosh (#7)

[] Ranking at each section and finish
 -:-:- No data available at this section
 NA No data available

SCN Saddle cloth number
 DNF Did not finish
 DNT Did not track



Mackay QLD Professional
Race 6: BOOK EVENT CENTRE FOR FUNCTIONS BENCHMARK 70
Handicap - 1300m
23 February 2024 - 16:34



Track Rating: Good 4, Weather: Fine, Rail Position: True

Section				200m				Last 600m	
Field Times				0:12.11 (0:12.11)				0:34.43	
Rank	TAB	Horse/Jockey	Barrier	Top Speed [km/h]	Fastest Section	Margin			Distance Travelled [m]
1	6	BRING ME FLOWERS Justin Stanley	3	66.8 600m	0:07.60 Overall	0:12.11 [1] (0:12.11)	1:16.43		0:34.36
2	3	CLASS OF ROYALTY Chris Whiteley	1	66.1 1200m	0:07.88 Overall	0:11.87 [2] (0:11.87)	1L		0:34.40 +4
3	4	MAJESTICS REQUEST Ryan Wiggins	5	65.0 1200m	0:07.84 Overall	0:12.31 [3] (0:12.31)	3.8L		0:35.08 +1
4	5	TYCOON BABY Adam Sewell	8	65.2 600m	0:07.81 Overall	0:11.79 [7] (0:11.79)	4.1L		0:34.75 +10
5	1	FANAAR Les Tilley	7	65.9 1000m	0:07.99 Overall	0:12.20 [4] (0:12.20)	4.3L		0:35.04 +7
6	2	MOTAMAYIZ Nikki Olzard	2	65.2 1000m	0:08.07 Overall	0:12.20 [6] (0:12.20)	6.3L		0:35.15 +0
7	8	AIDENABET Brooke Johnson	6	66.2 800m	0:08.10 Overall	0:12.50 [5] (0:12.50)	6.8L		0:35.41 +6

Scratched: Deelosh (#7)



Horse/Jockey Name	Bring Me Flowers
Final Rank	1
Fastest Section Time (Section)	0:07.60 (Overall)
Top Speed [km/h] (Section)	66.8 (600m)
Race State	Finished

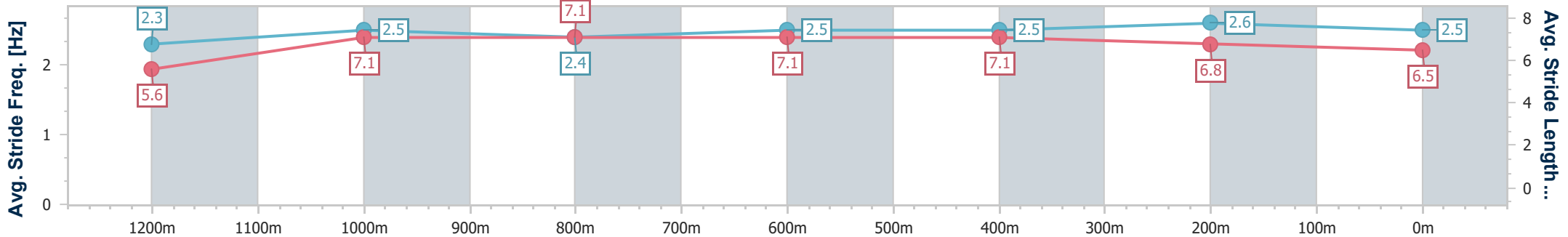
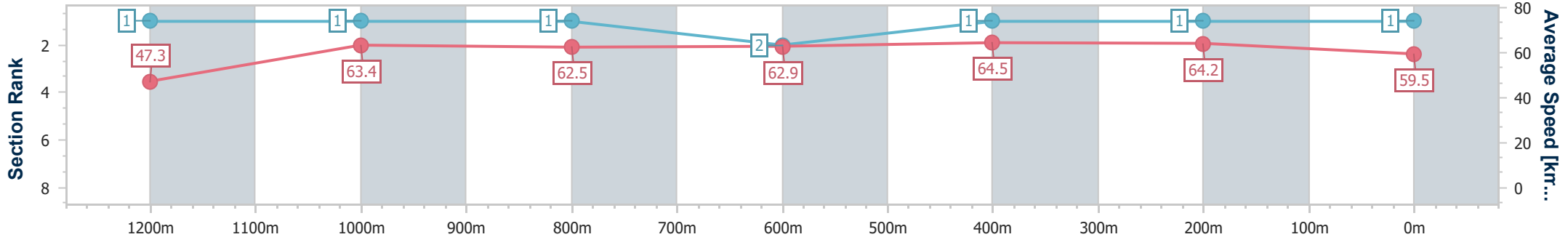


Mackay QLD Professional
 Race 6: BOOK EVENT CENTRE FOR FUNCTIONS
 BENCHMARK 70 Handicap - 1300m
 23 February 2024 - 16:34



Track Rating: Good 4, Weather: Fine, Rail Position: True

Section	Overall	1200m	1000m	800m	600m	400m	200m
Section Times	1:16.43 [1] (0:07.60)	1:08.83 [1] (0:11.42)	0:57.41 [1] (0:11.52)	0:45.89 [1] (0:11.53)	0:34.36 [2] (0:11.10)	0:23.26 [1] (0:11.15)	0:12.11 [1] (0:12.11)
Average Speed [km/h]	47.3	63.4	62.5	62.9	64.5	64.2	59.5
Top Speed [km/h]	59.3	65.0	64.3	64.9	66.8	65.7	64.2
Avg. Dist. to Rail [m]	9.9	1.2	1.1	2.0	0.8	1.0	0.5
Avg. Stride Freq. [Hz]	2.3	2.5	2.4	2.5	2.5	2.6	2.5
Avg. Stride Length [m]	5.6	7.1	7.1	7.1	7.1	6.8	6.5



- [] Ranking at each section and finish
- .-.- No data available at this section
- NA No data available



Horse/Jockey Name	Class Of Royalty
Final Rank	2
Fastest Section Time (Section)	0:07.88 (Overall)
Top Speed [km/h] (Section)	66.1 (1200m)
Race State	Finished

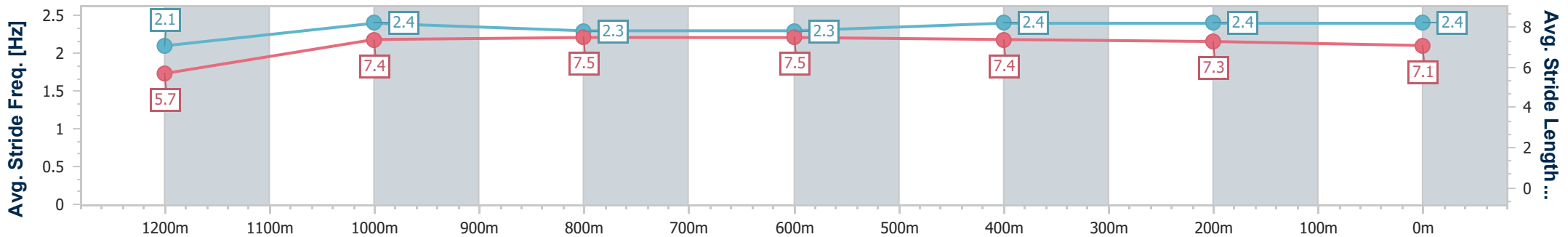
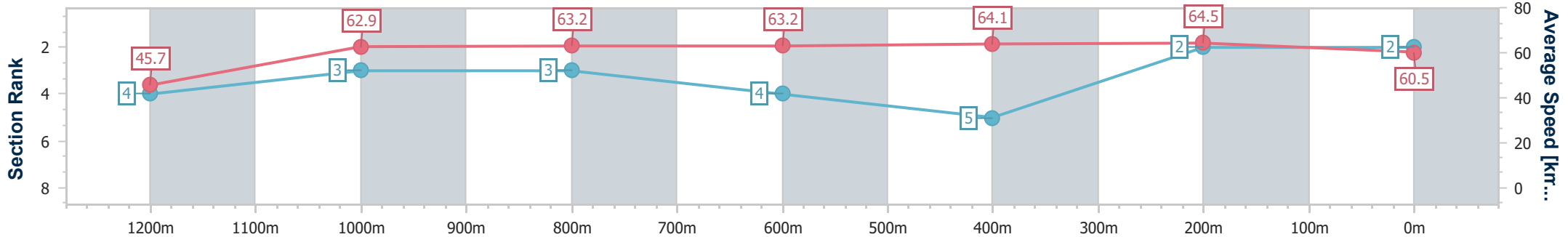


Mackay QLD Professional
 Race 6: BOOK EVENT CENTRE FOR FUNCTIONS
 BENCHMARK 70 Handicap - 1300m
 23 February 2024 - 16:34



Track Rating: Good 4, Weather: Fine, Rail Position: True

Section	Overall	1200m	1000m	800m	600m	400m	200m
Section Times	1:16.61 [2] (0:07.88)	1:08.73 [4] (0:11.48)	0:57.25 [3] (0:11.40)	0:45.85 [3] (0:11.45)	0:34.40 [4] (0:11.33)	0:23.07 [5] (0:11.20)	0:11.87 [2] (0:11.87)
Average Speed [km/h]	45.7	62.9	63.2	63.2	64.1	64.5	60.5
Top Speed [km/h]	58.2	66.1	65.0	64.4	65.8	65.4	64.0
Avg. Dist. to Rail [m]	6.6	1.2	1.1	2.0	1.0	2.1	2.8
Avg. Stride Freq. [Hz]	2.1	2.4	2.3	2.3	2.4	2.4	2.4
Avg. Stride Length [m]	5.7	7.4	7.5	7.5	7.4	7.3	7.1



- [] Ranking at each section and finish
- .-.- No data available at this section
- NA No data available



Horse/Jockey Name	Majestics Request
Final Rank	3
Fastest Section Time (Section)	0:07.84 (Overall)
Top Speed [km/h] (Section)	65.0 (1200m)
Race State	Finished

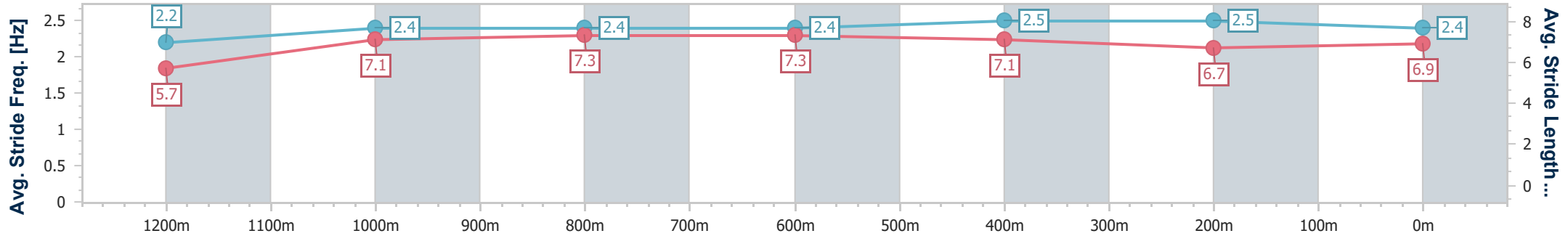
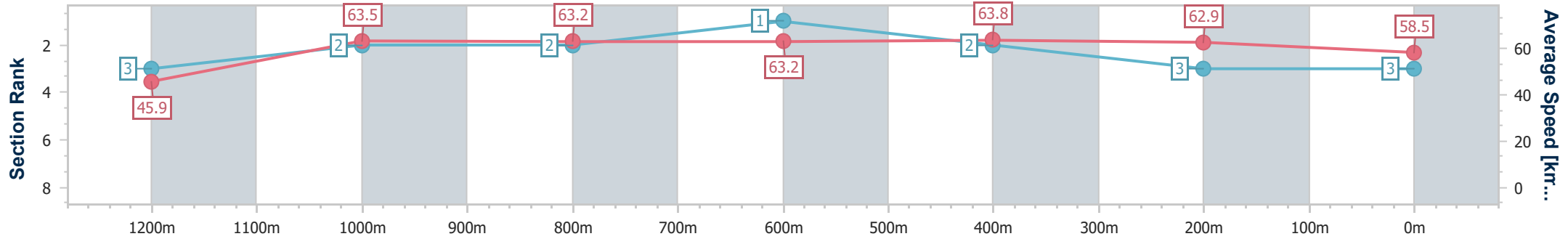


Mackay QLD Professional
Race 6: BOOK EVENT CENTRE FOR FUNCTIONS
BENCHMARK 70 Handicap - 1300m



23 February 2024 - 16:34
Track Rating: Good 4, Weather: Fine, Rail Position: True

Section	Overall	1200m	1000m	800m	600m	400m	200m
Section Times	1:17.08 [3] (0:07.84)	1:09.24 [3] (0:11.40)	0:57.84 [2] (0:11.42)	0:46.42 [2] (0:11.34)	0:35.08 [1] (0:11.28)	0:23.80 [2] (0:11.49)	0:12.31 [3] (0:12.31)
Average Speed [km/h]	45.9	63.5	63.2	63.2	63.8	62.9	58.5
Top Speed [km/h]	61.0	65.0	64.8	64.9	64.7	63.9	62.7
Avg. Dist. to Rail [m]	11.2	1.5	0.5	0.5	1.1	2.8	4.9
Avg. Stride Freq. [Hz]	2.2	2.4	2.4	2.4	2.5	2.5	2.4
Avg. Stride Length [m]	5.7	7.1	7.3	7.3	7.1	6.7	6.9



- [] Ranking at each section and finish
- .-.- No data available at this section
- NA No data available



Horse/Jockey Name	Tycoon Baby
Final Rank	4
Fastest Section Time (Section)	0:07.81 (Overall)
Top Speed [km/h] (Section)	65.2 (600m)
Race State	Finished



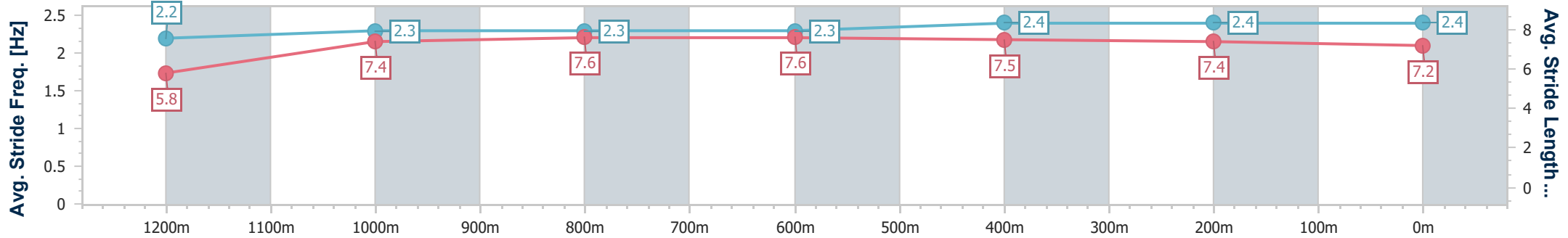
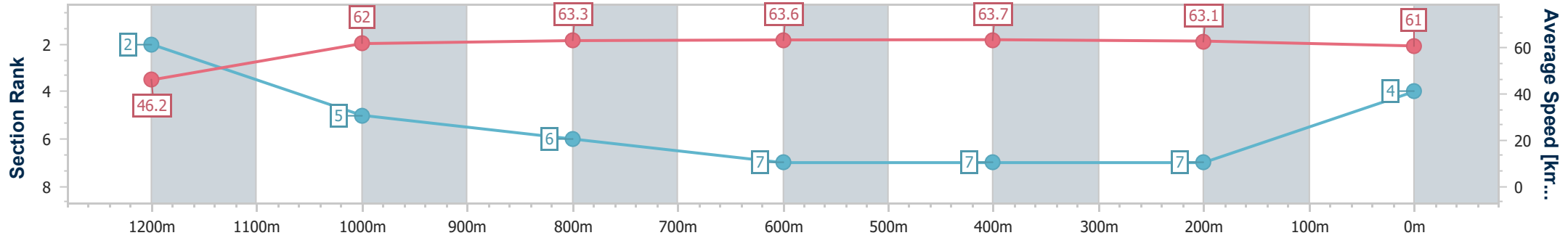
Mackay QLD Professional
Race 6: BOOK EVENT CENTRE FOR FUNCTIONS
BENCHMARK 70 Handicap - 1300m



23 February 2024 - 16:34

Track Rating: Good 4, Weather: Fine, Rail Position: True

Section	Overall	1200m	1000m	800m	600m	400m	200m
Section Times	1:17.15 [4] (0:07.81)	1:09.34 [2] (0:11.68)	0:57.66 [5] (0:11.50)	0:46.16 [6] (0:11.41)	0:34.75 [7] (0:11.49)	0:23.26 [7] (0:11.47)	0:11.79 [7] (0:11.79)
Average Speed [km/h]	46.2	62.0	63.3	63.6	63.7	63.1	61.0
Top Speed [km/h]	59.3	63.2	64.0	64.7	65.2	64.4	64.6
Avg. Dist. to Rail [m]	13.2	5.0	3.7	2.4	2.0	3.2	6.2
Avg. Stride Freq. [Hz]	2.2	2.3	2.3	2.3	2.4	2.4	2.4
Avg. Stride Length [m]	5.8	7.4	7.6	7.6	7.5	7.4	7.2



- [] Ranking at each section and finish
- .-.- No data available at this section
- NA No data available



Horse/Jockey Name	Fanaar
Final Rank	5
Fastest Section Time (Section)	0:07.99 (Overall)
Top Speed [km/h] (Section)	65.9 (1000m)
Race State	Finished

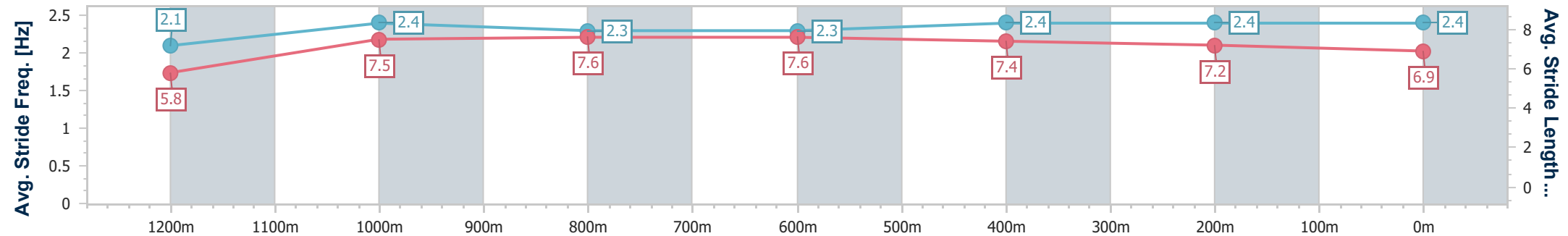
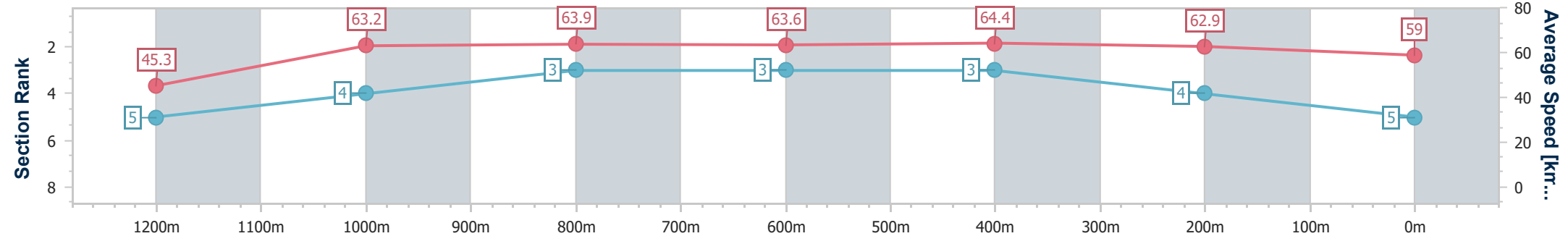


Mackay QLD Professional
 Race 6: BOOK EVENT CENTRE FOR FUNCTIONS
 BENCHMARK 70 Handicap - 1300m
 23 February 2024 - 16:34



Track Rating: Good 4, Weather: Fine, Rail Position: True

Section	Overall	1200m	1000m	800m	600m	400m	200m
Section Times	1:17.18 [5] (0:07.99)	1:09.19 [5] (0:11.46)	0:57.73 [4] (0:11.31)	0:46.42 [3] (0:11.38)	0:35.04 [3] (0:11.36)	0:23.68 [3] (0:11.48)	0:12.20 [4] (0:12.20)
Average Speed [km/h]	45.3	63.2	63.9	63.6	64.4	62.9	59.0
Top Speed [km/h]	60.5	65.6	65.9	64.5	65.7	64.4	62.0
Avg. Dist. to Rail [m]	12.9	2.6	1.6	2.0	2.1	3.5	4.3
Avg. Stride Freq. [Hz]	2.1	2.4	2.3	2.3	2.4	2.4	2.4
Avg. Stride Length [m]	5.8	7.5	7.6	7.6	7.4	7.2	6.9



- [] Ranking at each section and finish
- .-.- No data available at this section
- NA No data available



Horse/Jockey Name	Motamayiz
Final Rank	6
Fastest Section Time (Section)	0:08.07 (Overall)
Top Speed [km/h] (Section)	65.2 (1000m)
Race State	Finished



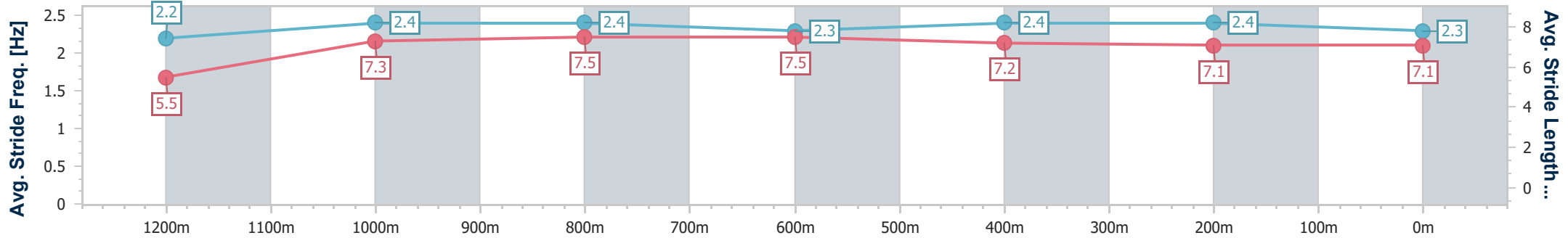
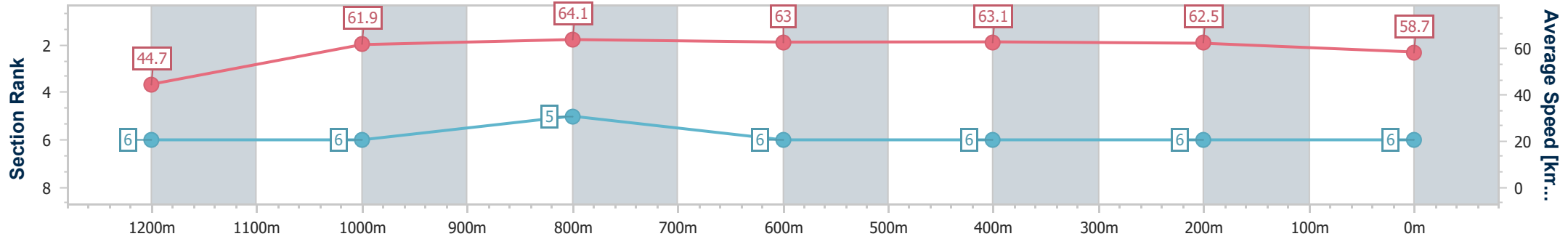
Mackay QLD Professional
Race 6: BOOK EVENT CENTRE FOR FUNCTIONS
BENCHMARK 70 Handicap - 1300m



23 February 2024 - 16:34

Track Rating: Good 4, Weather: Fine, Rail Position: True

Section	Overall	1200m	1000m	800m	600m	400m	200m
Section Times	1:17.54 [6] (0:08.07)	1:09.47 [6] (0:11.63)	0:57.84 [6] (0:11.26)	0:46.58 [5] (0:11.43)	0:35.15 [6] (0:11.41)	0:23.74 [6] (0:11.54)	0:12.20 [6] (0:12.20)
Average Speed [km/h]	44.7	61.9	64.1	63.0	63.1	62.5	58.7
Top Speed [km/h]	57.6	64.8	65.2	64.5	63.6	63.5	61.4
Avg. Dist. to Rail [m]	7.8	0.8	0.6	0.5	0.2	1.2	0.8
Avg. Stride Freq. [Hz]	2.2	2.4	2.4	2.3	2.4	2.4	2.3
Avg. Stride Length [m]	5.5	7.3	7.5	7.5	7.2	7.1	7.1



- [] Ranking at each section and finish
- .-.- No data available at this section
- NA No data available



Horse/Jockey Name	Aidenabet
Final Rank	7
Fastest Section Time (Section)	0:08.10 (Overall)
Top Speed [km/h] (Section)	66.2 (800m)
Race State	Finished

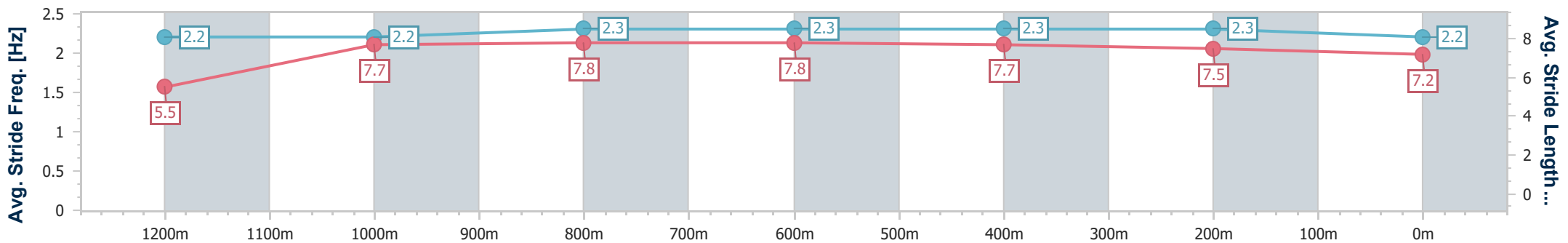
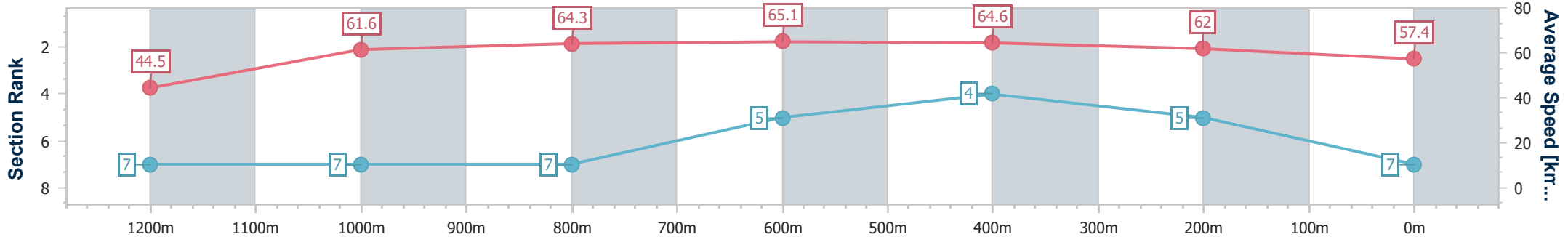


Mackay QLD Professional
Race 6: BOOK EVENT CENTRE FOR FUNCTIONS
BENCHMARK 70 Handicap - 1300m



23 February 2024 - 16:34
Track Rating: Good 4, Weather: Fine, Rail Position: True

Section	Overall	1200m	1000m	800m	600m	400m	200m
Section Times	1:17.66 [7] (0:08.10)	1:09.56 [7] (0:11.74)	0:57.82 [7] (0:11.27)	0:46.55 [7] (0:11.14)	0:35.41 [5] (0:11.26)	0:24.15 [4] (0:11.65)	0:12.50 [5]
Average Speed [km/h]	44.5	61.6	64.3	65.1	64.6	62.0	57.4
Top Speed [km/h]	59.1	64.2	65.4	66.2	66.2	64.5	61.2
Avg. Dist. to Rail [m]	11.9	2.3	2.4	2.4	1.1	3.7	4.7
Avg. Stride Freq. [Hz]	2.2	2.2	2.3	2.3	2.3	2.3	2.2
Avg. Stride Length [m]	5.5	7.7	7.8	7.8	7.7	7.5	7.2



- [] Ranking at each section and finish
- .-.- No data available at this section
- NA No data available