



Mackay QLD Professional

Race 5: PAIN AU CHOCOLAT PATISSERIE QTIS JEWEL QUALIFIER 3YO Plate - 1200m

23 February 2024 - 15:54



MACKAY TURF CLUB
Ooralea Racecourse

Track Rating: Good 4, Weather: Fine, Rail Position: True

Section		Overall	1000m	800m	600m	400m	200m	Last 600m					
Field Times		1:10.43 (0:13.66)	0:56.77 (0:11.21)	0:45.56 (0:11.51)	0:34.05 (0:11.55)	0:22.50 (0:11.16)	0:11.34 (0:11.34)	0:34.05					
Rank	TAB Horse/Jockey	Barrier	Top Speed [km/h]	Fastest Section							Margin	Distance Travelled [m]	
1	6 IN EVIDENCE Ryan Wiggins	1	67.7 400m	0:10.94 400m	1:10.43 [1] (0:14.01)	0:56.42 [4] (0:11.29)	0:45.13 [4] (0:11.53)	0:33.60 [5] (0:11.32)	0:22.28 [4] (0:10.94)	0:11.34 [1] (0:11.34)	1:10.43	0:33.60	
2	1 ACRES AWAY Les Tilley	4	67.3 1000m	0:11.05 400m	1:10.46 [2] (0:13.96)	0:56.50 [3] (0:11.25)	0:45.25 [3] (0:11.56)	0:33.69 [3] (0:11.37)	0:22.32 [3] (0:11.05)	0:11.27 [3] (0:11.27)	0.2L	0:33.69	+8
3	4 FINE SHOT Justin Stanley	8	66.6 Overall	0:11.21 1000m	1:10.74 [3] (0:13.75)	0:56.99 [2] (0:11.21)	0:45.78 [2] (0:11.47)	0:34.31 [2] (0:11.50)	0:22.81 [1] (0:11.24)	0:11.57 [2] (0:11.57)	1.7L	0:34.31	+7
4	5 HE'S THE ONE Adrian Layt	7	65.9 1000m	0:11.15 400m	1:11.15 [4] (0:14.36)	0:56.79 [7] (0:11.24)	0:45.55 [7] (0:11.51)	0:34.04 [7] (0:11.40)	0:22.64 [7] (0:11.15)	0:11.49 [6] (0:11.49)	4L	0:34.04	+7
5	2 DRAGON'S SNIP Corey Bayliss	2	65.9 1000m	0:11.21 1000m	1:11.23 [5] (0:13.66)	0:57.57 [1] (0:11.21)	0:46.36 [1] (0:11.51)	0:34.85 [1] (0:11.60)	0:23.25 [2] (0:11.34)	0:11.91 [4] (0:11.91)	4.4L	0:34.85	+5
6	7 ONLY ONE LOOK Nathan Thomas	3	66.6 1000m	0:11.19 1000m	1:11.26 [6] (0:14.19)	0:57.07 [6] (0:11.19)	0:45.88 [5] (0:11.43)	0:34.45 [4] (0:11.52)	0:22.93 [5] (0:11.33)	0:11.60 [5] (0:11.60)	4.5L	0:34.45	+6
7	3 EYES ARE LION Adam Sewell	5	65.7 1000m	0:11.36 1000m	1:12.83 [7] (0:14.03)	0:58.80 [5] (0:11.36)	0:47.44 [6] (0:11.48)	0:35.96 [6] (0:11.54)	0:24.42 [6] (0:11.52)	0:12.90 [7] (0:12.90)	13.8L	0:35.96	+10

Scratched: Tahkian Bubbles (#8)

[] Ranking at each section and finish
 -:-:- No data available at this section
 NA No data available

SCN Saddle cloth number
 DNF Did not finish
 DNT Did not track



Horse/Jockey Name	In Evidence
Final Rank	1
Fastest Section Time (Section)	0:10.94 (400m)
Top Speed [km/h] (Section)	67.7 (400m)
Race State	Finished



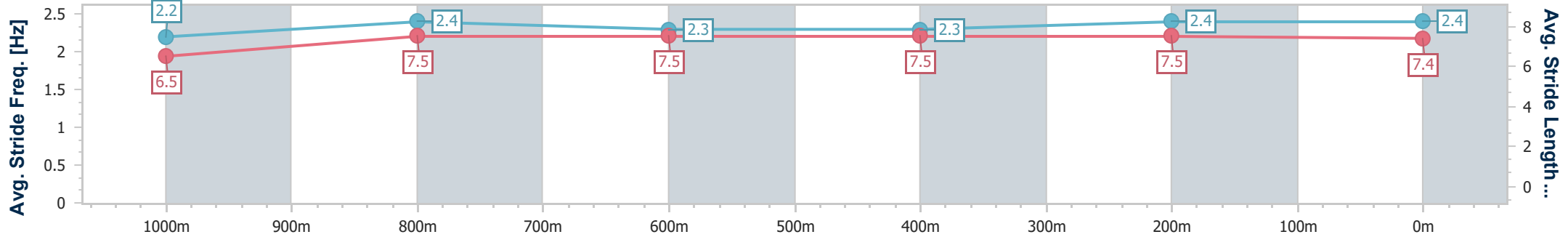
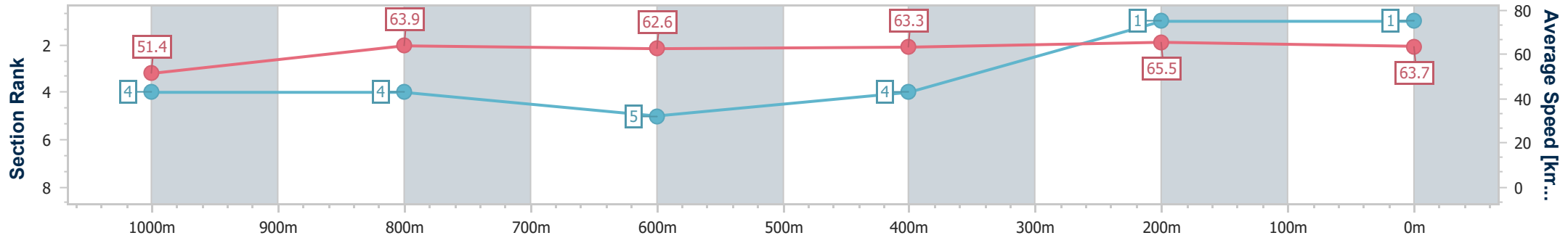
Mackay QLD Professional
Race 5: PAIN AU CHOCOLAT PATISSERIE QTIS JEWEL
QUALIFIER 3YO Plate - 1200m



23 February 2024 - 15:54

Track Rating: Good 4, Weather: Fine, Rail Position: True

Section	Overall	1000m	800m	600m	400m	200m
Section Times	1:10.43 [1] (0:14.01)	0:56.42 [4] (0:11.29)	0:45.13 [4] (0:11.53)	0:33.60 [5] (0:11.32)	0:22.28 [4] (0:10.94)	0:11.34 [1] (0:11.34)
Average Speed [km/h]	51.4	63.9	62.6	63.3	65.5	63.7
Top Speed [km/h]	62.9	65.3	63.9	64.8	67.7	67.6
Avg. Dist. to Rail [m]	1.3	0.5	1.7	1.1	1.2	5.3
Avg. Stride Freq. [Hz]	2.2	2.4	2.3	2.3	2.4	2.4
Avg. Stride Length [m]	6.5	7.5	7.5	7.5	7.5	7.4



- [] Ranking at each section and finish
- .-.-.- No data available at this section
- NA No data available



Horse/Jockey Name	Acres Away
Final Rank	2
Fastest Section Time (Section)	0:11.05 (400m)
Top Speed [km/h] (Section)	67.3 (1000m)
Race State	Finished



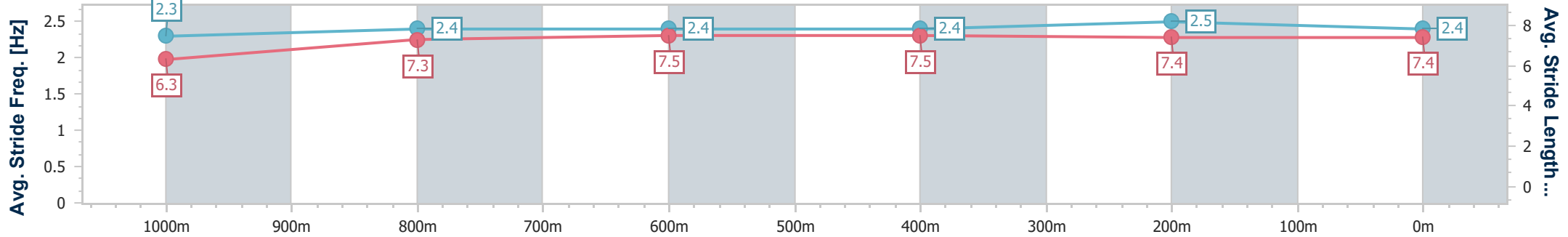
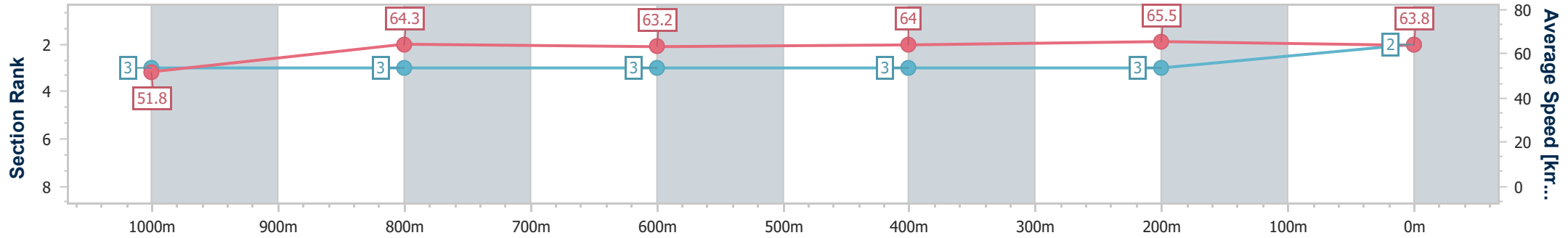
Mackay QLD Professional
Race 5: PAIN AU CHOCOLAT PATISSERIE QTIS JEWEL
QUALIFIER 3YO Plate - 1200m



23 February 2024 - 15:54

Track Rating: Good 4, Weather: Fine, Rail Position: True

Section	Overall	1000m	800m	600m	400m	200m
Section Times	1:10.46 [2] (0:13.96)	0:56.50 [3] (0:11.25)	0:45.25 [3] (0:11.56)	0:33.69 [3] (0:11.37)	0:22.32 [3] (0:11.05)	0:11.27 [3] (0:11.27)
Average Speed [km/h]	51.8	64.3	63.2	64.0	65.5	63.8
Top Speed [km/h]	62.6	67.3	64.7	65.1	67.0	67.0
Avg. Dist. to Rail [m]	3.5	1.5	3.3	1.6	3.8	6.6
Avg. Stride Freq. [Hz]	2.3	2.4	2.4	2.4	2.5	2.4
Avg. Stride Length [m]	6.3	7.3	7.5	7.5	7.4	7.4



- [] Ranking at each section and finish
- .-.- No data available at this section
- NA No data available



Horse/Jockey Name	Fine Shot
Final Rank	3
Fastest Section Time (Section)	0:11.21 (1000m)
Top Speed [km/h] (Section)	66.6 (Overall)
Race State	Finished

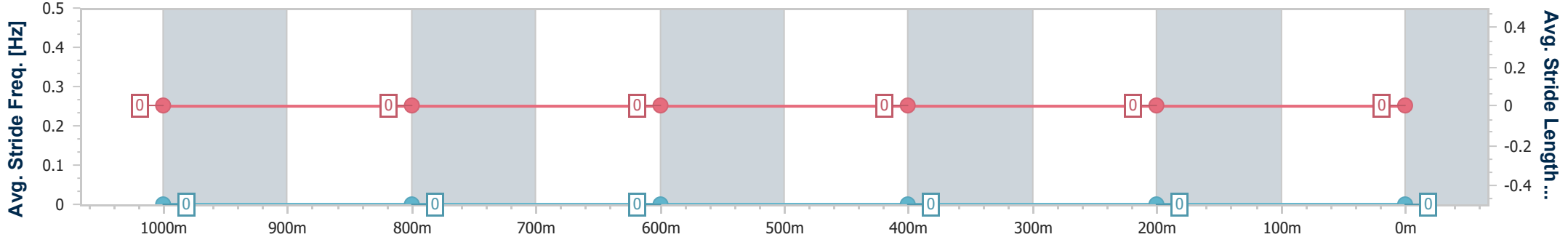
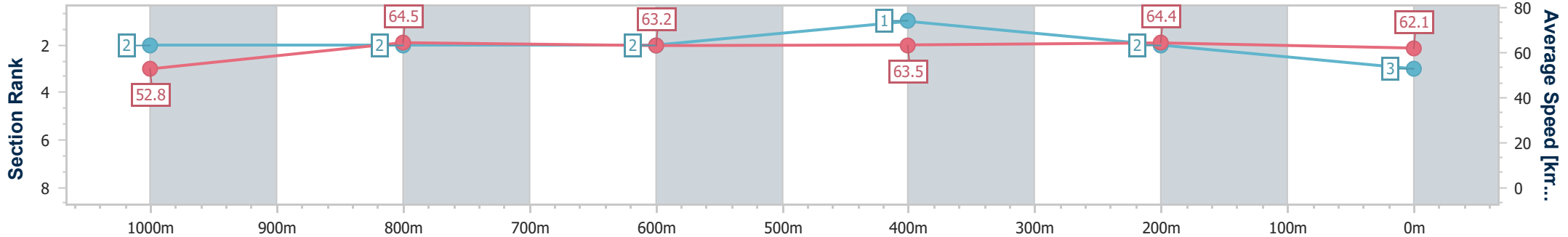


Mackay QLD Professional
 Race 5: PAIN AU CHOCOLAT PATISSERIE QTIS JEWEL
 QUALIFIER 3YO Plate - 1200m



23 February 2024 - 15:54
 Track Rating: Good 4, Weather: Fine, Rail Position: True

Section	Overall	1000m	800m	600m	400m	200m
Section Times	1:10.74 [3] (0:13.75)	0:56.99 [2] (0:11.21)	0:45.78 [2] (0:11.47)	0:34.31 [2] (0:11.50)	0:22.81 [1] (0:11.24)	0:11.57 [2] (0:11.57)
Average Speed [km/h]	52.8	64.5	63.2	63.5	64.4	62.1
Top Speed [km/h]	66.6	65.9	64.3	65.4	65.5	65.8
Avg. Dist. to Rail [m]	5.7	1.7	1.9	2.0	2.2	2.7
Avg. Stride Freq. [Hz]	---	---	---	---	---	---
Avg. Stride Length [m]	---	---	---	---	---	---



- [] Ranking at each section and finish
- No data available at this section
- NA No data available



Horse/Jockey Name	He's The One
Final Rank	4
Fastest Section Time (Section)	0:11.15 (400m)
Top Speed [km/h] (Section)	65.9 (1000m)
Race State	Finished

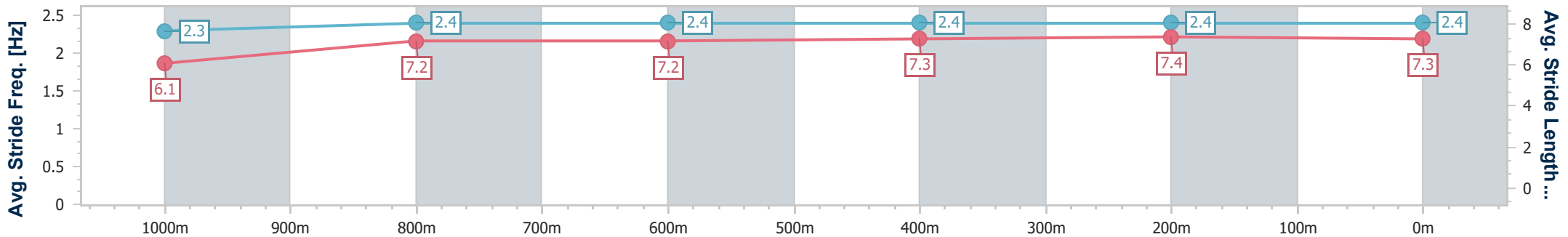
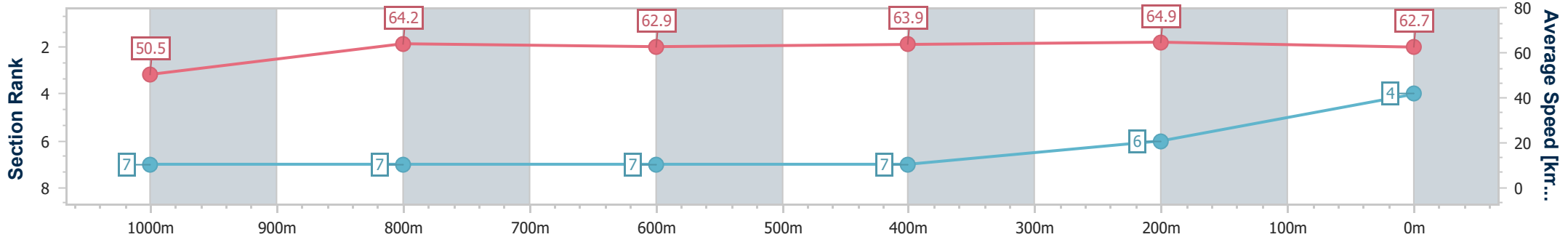


Mackay QLD Professional
 Race 5: PAIN AU CHOCOLAT PATISSERIE QTIS JEWEL
 QUALIFIER 3YO Plate - 1200m



23 February 2024 - 15:54
 Track Rating: Good 4, Weather: Fine, Rail Position: True

Section	Overall	1000m	800m	600m	400m	200m
Section Times	1:11.15 [4] (0:14.36)	0:56.79 [7] (0:11.24)	0:45.55 [7] (0:11.51)	0:34.04 [7] (0:11.40)	0:22.64 [7] (0:11.15)	0:11.49 [6] (0:11.49)
Average Speed [km/h]	50.5	64.2	62.9	63.9	64.9	62.7
Top Speed [km/h]	62.3	65.9	63.9	65.0	65.3	65.1
Avg. Dist. to Rail [m]	5.4	1.9	1.6	1.7	2.0	2.6
Avg. Stride Freq. [Hz]	2.3	2.4	2.4	2.4	2.4	2.4
Avg. Stride Length [m]	6.1	7.2	7.2	7.3	7.4	7.3



- [] Ranking at each section and finish
- .-.- No data available at this section
- NA No data available



Horse/Jockey Name	Dragon's Snip
Final Rank	5
Fastest Section Time (Section)	0:11.21 (1000m)
Top Speed [km/h] (Section)	65.9 (1000m)
Race State	Finished

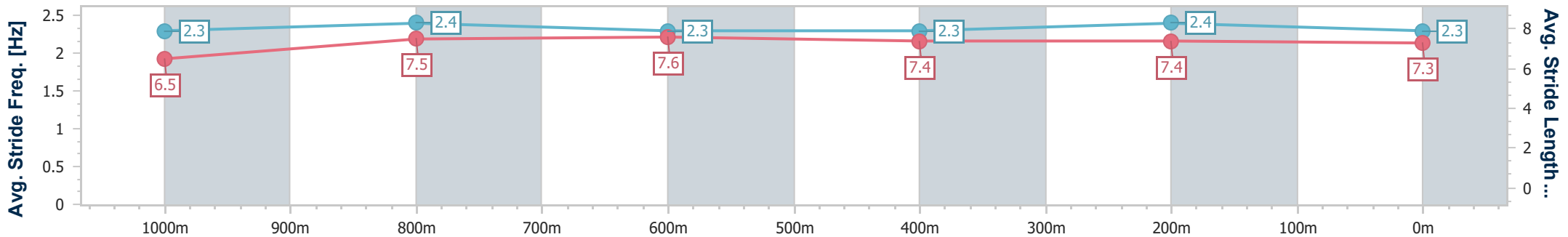
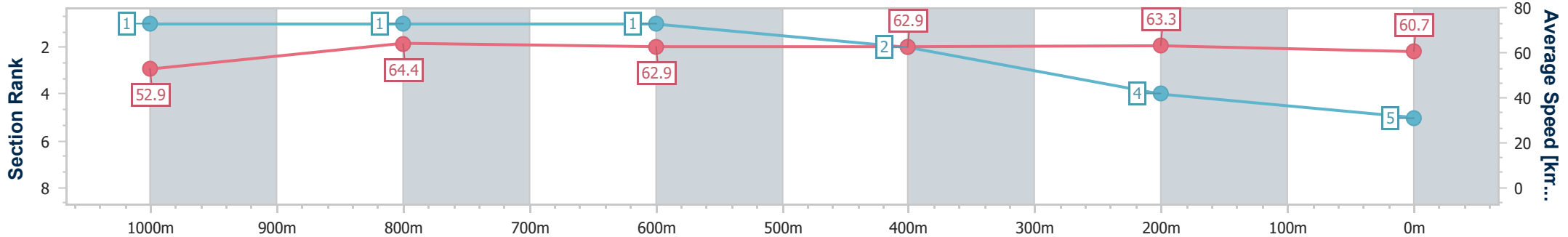


Mackay QLD Professional
 Race 5: PAIN AU CHOCOLAT PATISSERIE QTIS JEWEL
 QUALIFIER 3YO Plate - 1200m



23 February 2024 - 15:54
 Track Rating: Good 4, Weather: Fine, Rail Position: True

Section	Overall	1000m	800m	600m	400m	200m
Section Times	1:11.23 [5] (0:13.66)	0:57.57 [1] (0:11.21)	0:46.36 [1] (0:11.51)	0:34.85 [1] (0:11.60)	0:23.25 [2] (0:11.34)	0:11.91 [4] (0:11.91)
Average Speed [km/h]	52.9	64.4	62.9	62.9	63.3	60.7
Top Speed [km/h]	65.4	65.9	64.2	63.7	64.4	63.7
Avg. Dist. to Rail [m]	2.3	0.9	1.9	1.4	1.2	1.5
Avg. Stride Freq. [Hz]	2.3	2.4	2.3	2.3	2.4	2.3
Avg. Stride Length [m]	6.5	7.5	7.6	7.4	7.4	7.3



- [] Ranking at each section and finish
- .-.- No data available at this section
- NA No data available



Horse/Jockey Name	Only One Look
Final Rank	6
Fastest Section Time (Section)	0:11.19 (1000m)
Top Speed [km/h] (Section)	66.6 (1000m)
Race State	Finished



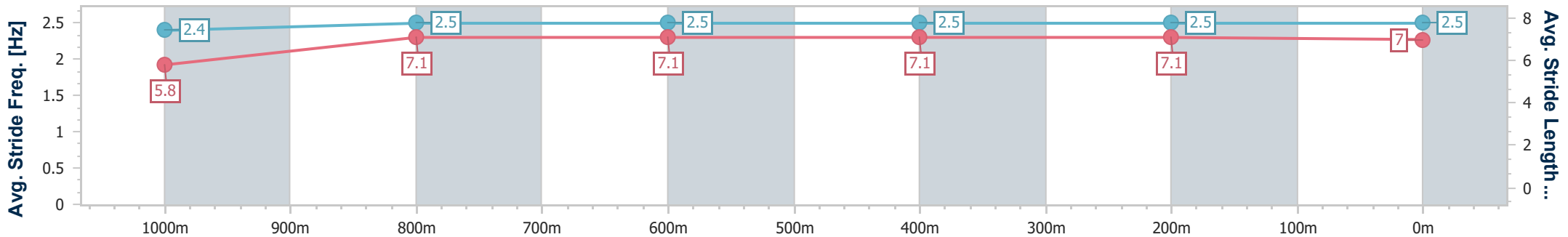
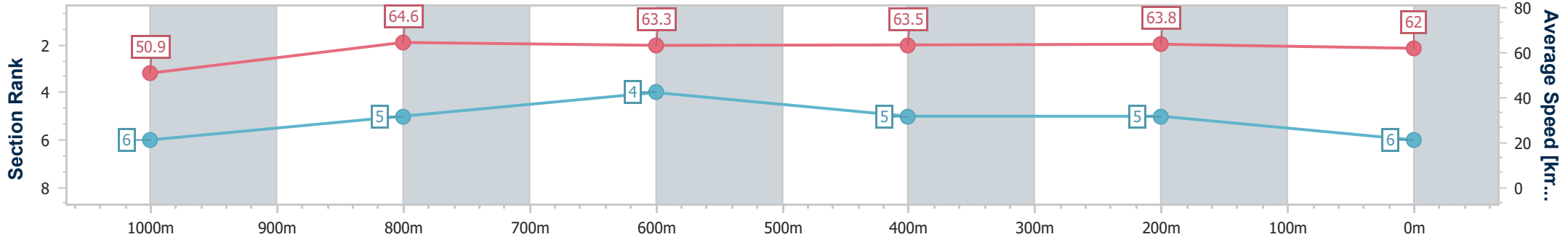
Mackay QLD Professional
 Race 5: PAIN AU CHOCOLAT PATISSERIE QTIS JEWEL
 QUALIFIER 3YO Plate - 1200m



23 February 2024 - 15:54

Track Rating: Good 4, Weather: Fine, Rail Position: True

Section	Overall	1000m	800m	600m	400m	200m
Section Times	1:11.26 [6] (0:14.19)	0:57.07 [6] (0:11.19)	0:45.88 [5] (0:11.43)	0:34.45 [4] (0:11.52)	0:22.93 [5] (0:11.33)	0:11.60 [5] (0:11.60)
Average Speed [km/h]	50.9	64.6	63.3	63.5	63.8	62.0
Top Speed [km/h]	62.6	66.6	64.9	64.6	65.1	63.7
Avg. Dist. to Rail [m]	2.9	1.0	1.1	2.2	3.3	4.0
Avg. Stride Freq. [Hz]	2.4	2.5	2.5	2.5	2.5	2.5
Avg. Stride Length [m]	5.8	7.1	7.1	7.1	7.1	7.0



- [] Ranking at each section and finish
- .-.- No data available at this section
- NA No data available



Horse/Jockey Name	Eyes Are Lion
Final Rank	7
Fastest Section Time (Section)	0:11.36 (1000m)
Top Speed [km/h] (Section)	65.7 (1000m)
Race State	Finished



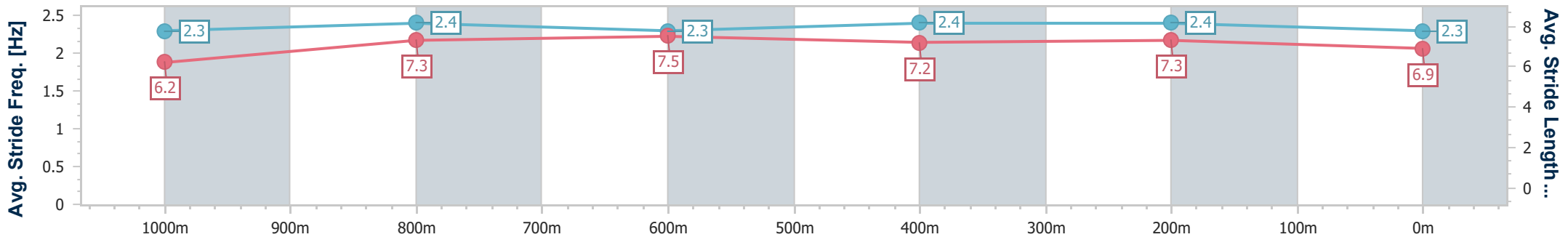
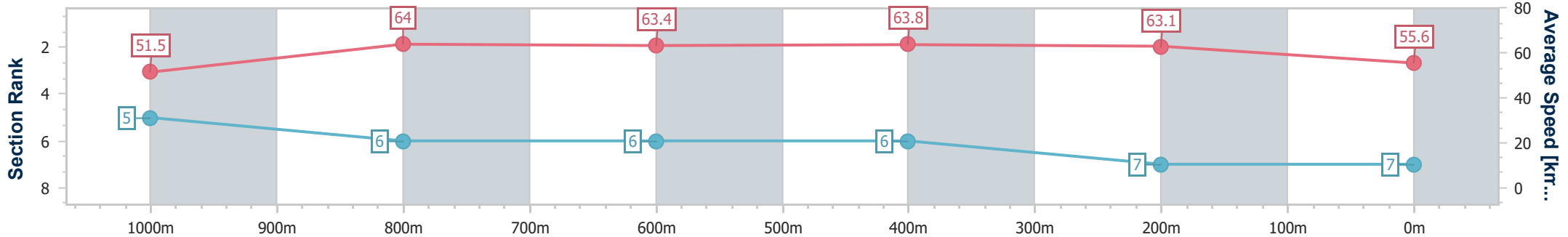
Mackay QLD Professional
 Race 5: PAIN AU CHOCOLAT PATISSERIE QTIS JEWEL
 QUALIFIER 3YO Plate - 1200m



23 February 2024 - 15:54

Track Rating: Good 4, Weather: Fine, Rail Position: True

Section	Overall	1000m	800m	600m	400m	200m
Section Times	1:12.83 [7] (0:14.03)	0:58.80 [5] (0:11.36)	0:47.44 [6] (0:11.48)	0:35.96 [6] (0:11.54)	0:24.42 [6] (0:11.52)	0:12.90 [7] (0:12.90)
Average Speed [km/h]	51.5	64.0	63.4	63.8	63.1	55.6
Top Speed [km/h]	63.9	65.7	64.1	64.6	63.7	61.2
Avg. Dist. to Rail [m]	4.5	2.6	2.6	3.3	3.8	5.5
Avg. Stride Freq. [Hz]	2.3	2.4	2.3	2.4	2.4	2.3
Avg. Stride Length [m]	6.2	7.3	7.5	7.2	7.3	6.9



- [] Ranking at each section and finish
- .-.- No data available at this section
- NA No data available