



Mackay QLD Professional

Race 4: CONGRATULATION TO TIM & SINEAD Class 3 Plate - 1560m

23 February 2024 - 15:14



MACKAY TURF CLUB
Ooralea Racecourse

Track Rating: Good 4, Weather: Fine, Rail Position: True

Section		Field Times												
Overall	1400m	1200m	1000m	800m	600m	400m	Last 600m							
1:35.06 (0:11.51)	1:23.55 (0:11.93)	1:11.62 (0:11.47)	1:00.15 (0:12.15)	0:48.00 (0:12.14)	0:35.86 (0:11.98)	0:23.88 (0:11.69)	0:35.86							
Rank	TAB	Horse/Jockey	Barrier	Top Speed [km/h]	Fastest Section								Distance Travelled [m]	
1	2	DIASONIC Adam Sewell	9	65.0 1200m	0:11.47 1200m	1:35.06 [1] (0:11.51)	1:23.55 [1] (0:11.93)	1:11.62 [1] (0:11.47)	1:00.15 [1] (0:12.15)	0:48.00 [1] (0:12.14)	0:35.86 [1] (0:11.98)	0:23.88 [1] (0:11.69)	0:35.86	
2	1	CANNY BE BETTER Justin Stanley	6	63.0 600m	0:11.63 Overall	1:35.33 [2] (0:11.63)	1:23.70 [3] (0:11.92)	1:11.78 [3] (0:11.74)	1:00.04 [3] (0:12.04)	0:48.00 [3] (0:12.10)	0:35.90 [4] (0:11.89)	0:24.01 [4] (0:11.76)	0:35.90	+6
3	5	SHADOW PROJECT Warwick Satherley	4	64.1 400m	0:11.56 400m	1:35.33 [3] (0:11.88)	1:23.45 [7] (0:12.17)	1:11.28 [7] (0:11.80)	0:59.48 [7] (0:12.00)	0:47.48 [7] (0:12.02)	0:35.46 [7] (0:11.84)	0:23.62 [7] (0:11.56)	0:35.46	+6
4	3	ENTERPRISE PHOENIX Les Tilley	7	62.7 1200m	0:11.69 400m	1:35.35 [4] (0:11.71)	1:23.64 [4] (0:12.18)	1:11.46 [5] (0:11.72)	0:59.74 [5] (0:11.99)	0:47.75 [5] (0:12.06)	0:35.69 [6] (0:11.89)	0:23.80 [5] (0:11.69)	0:35.69	+7
5	6	BULLOCK ISLAND Corey Bayliss	5	62.8 1200m	0:11.51 Overall	1:35.83 [5] (0:11.51)	1:24.32 [2] (0:12.03)	1:12.29 [2] (0:11.65)	1:00.64 [2] (0:12.08)	0:48.56 [2] (0:11.94)	0:36.62 [2] (0:12.00)	0:24.62 [2] (0:12.02)	0:36.62	+0
6	4	LENNY ROCKET Brooke Johnson	3	62.1 800m	0:11.72 1200m	1:35.84 [6] (0:11.86)	1:23.98 [6] (0:11.94)	1:12.04 [4] (0:11.72)	1:00.32 [4] (0:12.03)	0:48.29 [4] (0:11.74)	0:36.55 [3] (0:12.00)	0:24.55 [3] (0:11.90)	0:36.55	-2
7	9	MARSHY Nathan Thomas	8	62.3 400m	0:11.77 400m	1:36.00 [7] (0:11.86)	1:24.14 [5] (0:12.32)	1:11.82 [8] (0:11.84)	0:59.98 [8] (0:11.96)	0:48.02 [8] (0:12.04)	0:35.98 [8] (0:11.85)	0:24.13 [8] (0:11.77)	0:35.98	+5
8	7	DENSITY Nikki Olzard	2	63.3 400m	0:11.79 400m	1:36.07 [8] (0:11.99)	1:24.08 [8] (0:12.01)	1:12.07 [6] (0:11.84)	1:00.23 [6] (0:11.98)	0:48.25 [6] (0:11.80)	0:36.45 [5] (0:11.99)	0:24.46 [6] (0:11.79)	0:36.45	+2

Scratched: Seisme (#8)

[] Ranking at each section and finish
 -:-:- No data available at this section
 NA No data available

SCN Saddle cloth number
 DNF Did not finish
 DNT Did not track



Mackay QLD Professional

Race 4: CONGRATULATION TO TIM & SINEAD Class 3 Plate - 1560m



MACKAY TURF CLUB
Ooralea Racecourse

23 February 2024 - 15:14

Track Rating: Good 4, Weather: Fine, Rail Position: True

Section							200m			Last 600m
Field Times							0:12.19			0:35.86
						(0:12.19)				
Rank	TAB	Horse/Jockey	Barrier	Top Speed [km/h]	Fastest Section	Margin				Distance Travelled [m]
1	2	DIASONIC Adam Sewell	9	65.0 1200m	0:11.47 1200m	0:12.19 [1] (0:12.19)	1:35.06		0:35.86	
2	1	CANNY BE BETTER Justin Stanley	6	63.0 600m	0:11.63 Overall	0:12.25 [2] (0:12.25)	1.5L		0:35.90	+6
3	5	SHADOW PROJECT Warwick Satherley	4	64.1 400m	0:11.56 400m	0:12.06 [6] (0:12.06)	1.6L		0:35.46	+6
4	3	ENTERPRISE PHOENIX Les Tilley	7	62.7 1200m	0:11.69 400m	0:12.11 [5] (0:12.11)	1.7L		0:35.69	+7
5	6	BULLOCK ISLAND Corey Bayliss	5	62.8 1200m	0:11.51 Overall	0:12.60 [4] (0:12.60)	4.5L		0:36.62	+0
6	4	LENNY ROCKET Brooke Johnson	3	62.1 800m	0:11.72 1200m	0:12.65 [3] (0:12.65)	4.6L		0:36.55	-2
7	9	MARSHY Nathan Thomas	8	62.3 400m	0:11.77 400m	0:12.36 [8] (0:12.36)	5.4L		0:35.98	+5
8	7	DENSITY Nikki Olzard	2	63.3 400m	0:11.79 400m	0:12.67 [7] (0:12.67)	5.7L		0:36.45	+2

Scratched: Seisme (#8)



Horse/Jockey Name	Diasonic
Final Rank	1
Fastest Section Time (Section)	0:11.47 (1200m)
Top Speed [km/h] (Section)	65.0 (1200m)
Race State	Finished



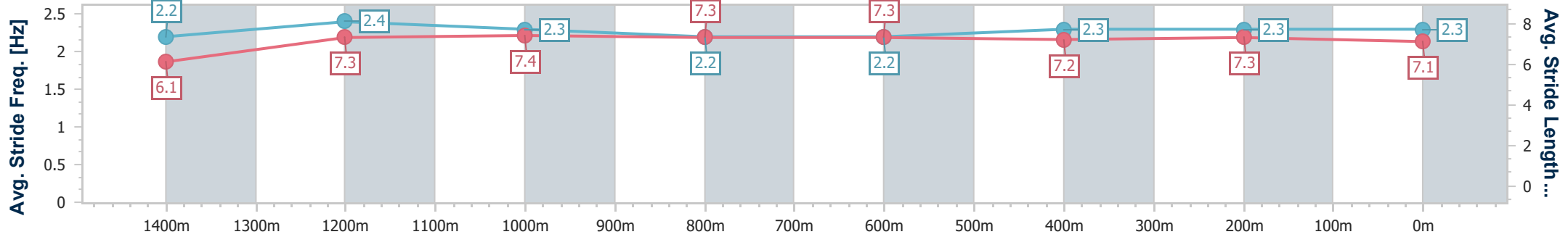
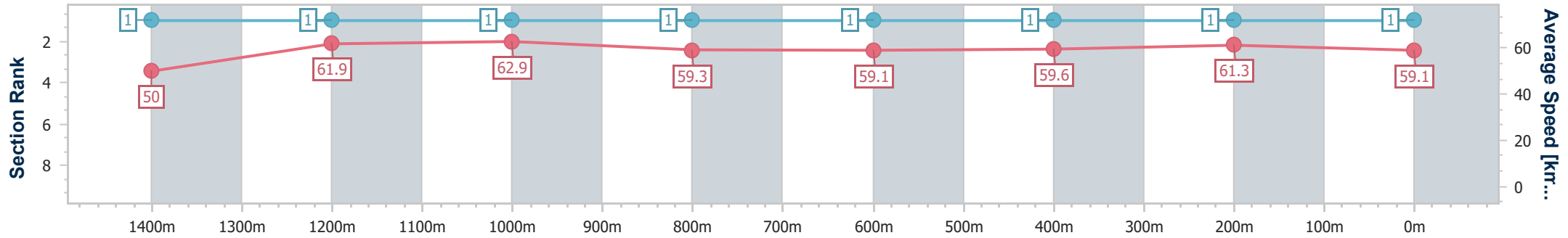
Mackay QLD Professional
Race 4: CONGRATULATION TO TIM & SINEAD Class 3 Plate - 1560m



23 February 2024 - 15:14

Track Rating: Good 4, Weather: Fine, Rail Position: True

Section	Overall	1400m	1200m	1000m	800m	600m	400m	200m
Section Times	1:35.06 [1] (0:11.51)	1:23.55 [1] (0:11.93)	1:11.62 [1] (0:11.47)	1:00.15 [1] (0:12.15)	0:48.00 [1] (0:12.14)	0:35.86 [1] (0:11.98)	0:23.88 [1] (0:11.69)	0:12.19 [1] (0:12.19)
Average Speed [km/h]	50.0	61.9	62.9	59.3	59.1	59.6	61.3	59.1
Top Speed [km/h]	60.9	63.1	65.0	60.8	60.1	60.5	62.8	62.5
Avg. Dist. to Rail [m]	9.4	5.2	2.3	0.5	0.6	1.3	0.7	1.1
Avg. Stride Freq. [Hz]	2.2	2.4	2.3	2.2	2.2	2.3	2.3	2.3
Avg. Stride Length [m]	6.1	7.3	7.4	7.3	7.3	7.2	7.3	7.1



- [] Ranking at each section and finish
- .-.- No data available at this section
- NA No data available



Horse/Jockey Name	Canny Be Better
Final Rank	2
Fastest Section Time (Section)	0:11.63 (Overall)
Top Speed [km/h] (Section)	63.0 (600m)
Race State	Finished



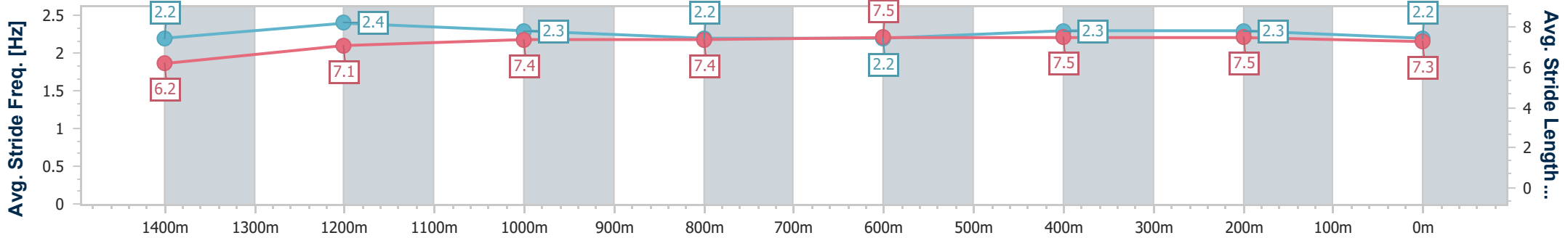
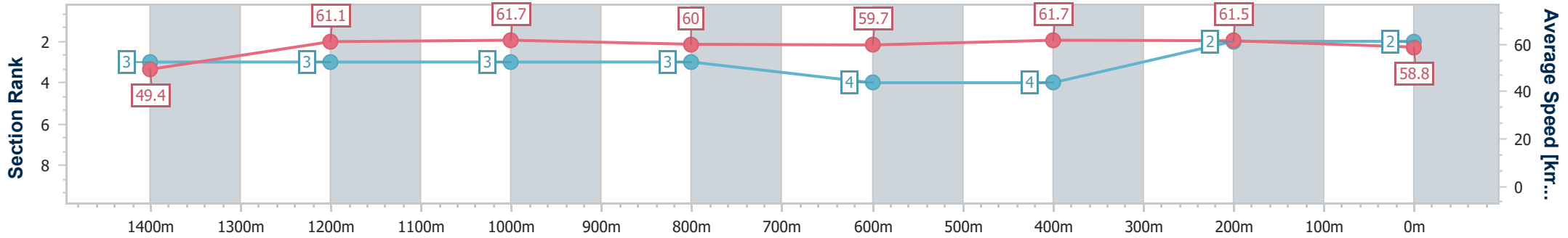
Mackay QLD Professional
Race 4: CONGRATULATION TO TIM & SINEAD Class 3 Plate - 1560m



23 February 2024 - 15:14

Track Rating: Good 4, Weather: Fine, Rail Position: True

Section	Overall	1400m	1200m	1000m	800m	600m	400m	200m
Section Times	1:35.33 [2] (0:11.63)	1:23.70 [3] (0:11.92)	1:11.78 [3] (0:11.74)	1:00.04 [3] (0:12.04)	0:48.00 [3] (0:12.10)	0:35.90 [4] (0:11.89)	0:24.01 [4] (0:11.76)	0:12.25 [2] (0:12.25)
Average Speed [km/h]	49.4	61.1	61.7	60.0	59.7	61.7	61.5	58.8
Top Speed [km/h]	59.8	62.6	62.0	61.0	61.0	63.0	62.6	61.5
Avg. Dist. to Rail [m]	6.0	2.8	2.0	1.6	2.0	2.3	3.1	3.5
Avg. Stride Freq. [Hz]	2.2	2.4	2.3	2.2	2.2	2.3	2.3	2.2
Avg. Stride Length [m]	6.2	7.1	7.4	7.4	7.5	7.5	7.5	7.3



- [] Ranking at each section and finish
- .-.- No data available at this section
- NA No data available



Horse/Jockey Name	Shadow Project
Final Rank	3
Fastest Section Time (Section)	0:11.56 (400m)
Top Speed [km/h] (Section)	64.1 (400m)
Race State	Finished



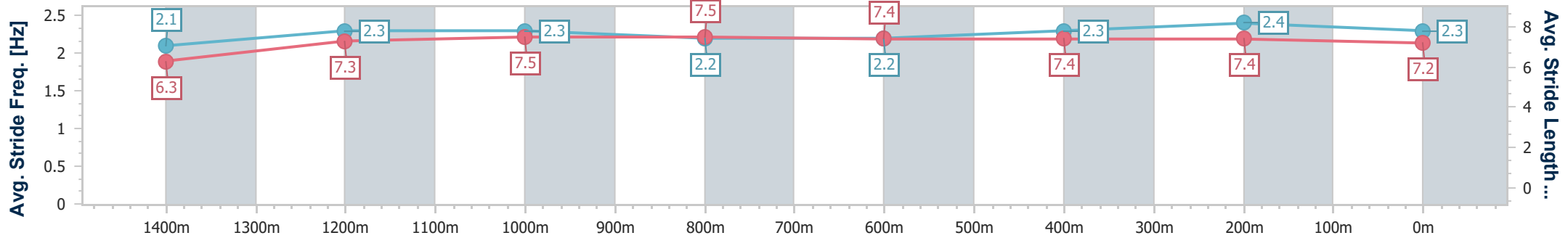
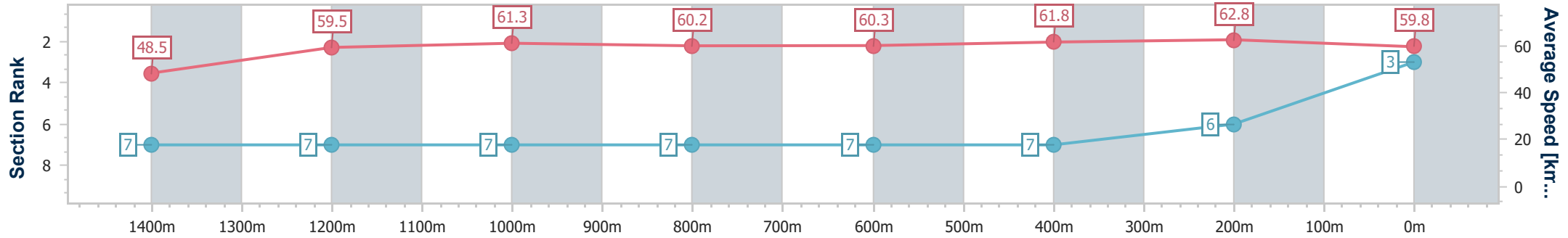
Mackay QLD Professional
Race 4: CONGRATULATION TO TIM & SINEAD Class 3 Plate - 1560m



23 February 2024 - 15:14

Track Rating: Good 4, Weather: Fine, Rail Position: True

Section	Overall	1400m	1200m	1000m	800m	600m	400m	200m
Section Times	1:35.33 [3] (0:11.88)	1:23.45 [7] (0:12.17)	1:11.28 [7] (0:11.80)	0:59.48 [7] (0:12.00)	0:47.48 [7] (0:12.02)	0:35.46 [7] (0:11.84)	0:23.62 [7] (0:11.56)	0:12.06 [6] (0:12.06)
Average Speed [km/h]	48.5	59.5	61.3	60.2	60.3	61.8	62.8	59.8
Top Speed [km/h]	59.1	60.4	62.2	61.0	60.6	63.1	64.1	62.6
Avg. Dist. to Rail [m]	3.6	1.7	1.4	1.5	1.6	2.0	4.9	6.0
Avg. Stride Freq. [Hz]	2.1	2.3	2.3	2.2	2.2	2.3	2.4	2.3
Avg. Stride Length [m]	6.3	7.3	7.5	7.5	7.4	7.4	7.4	7.2



- [] Ranking at each section and finish
- .-.- No data available at this section
- NA No data available



Horse/Jockey Name	Enterprise Phoenix
Final Rank	4
Fastest Section Time (Section)	0:11.69 (400m)
Top Speed [km/h] (Section)	62.7 (1200m)
Race State	Finished



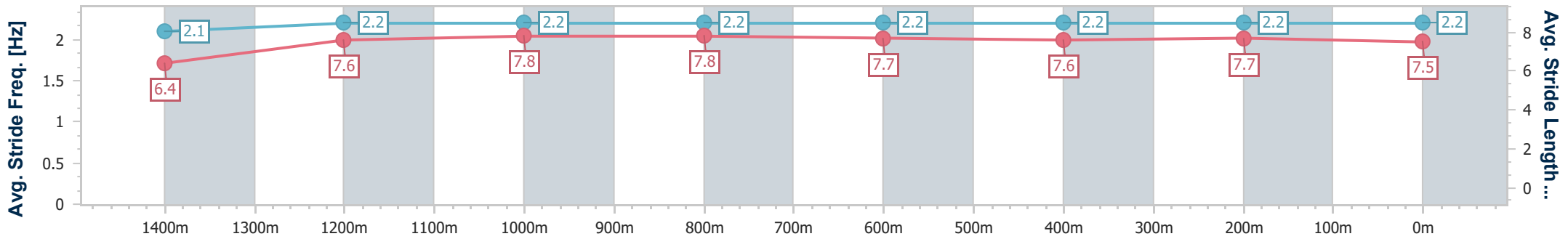
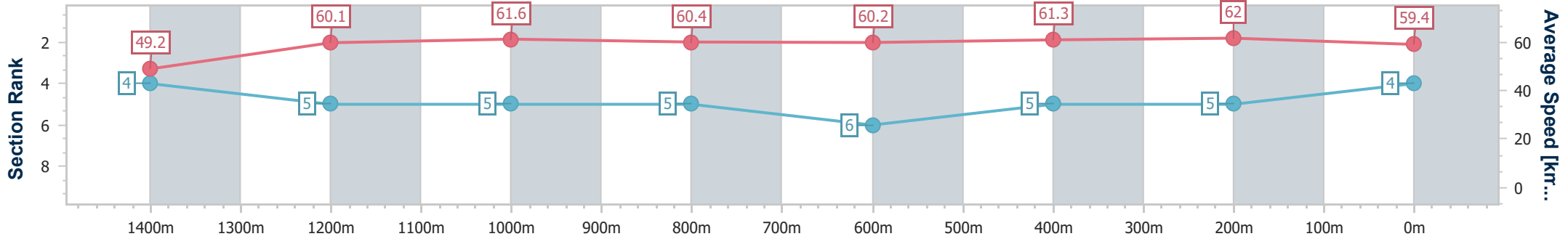
Mackay QLD Professional
Race 4: CONGRATULATION TO TIM & SINEAD Class 3 Plate - 1560m



23 February 2024 - 15:14

Track Rating: Good 4, Weather: Fine, Rail Position: True

Section	Overall	1400m	1200m	1000m	800m	600m	400m	200m
Section Times	1:35.35 [4] (0:11.71)	1:23.64 [4] (0:12.18)	1:11.46 [5] (0:11.72)	0:59.74 [5] (0:11.99)	0:47.75 [5] (0:12.06)	0:35.69 [6] (0:11.89)	0:23.80 [5] (0:11.69)	0:12.11 [5] (0:12.11)
Average Speed [km/h]	49.2	60.1	61.6	60.4	60.2	61.3	62.0	59.4
Top Speed [km/h]	60.2	61.8	62.7	61.0	61.1	62.1	62.4	62.1
Avg. Dist. to Rail [m]	6.9	3.2	2.1	1.6	1.7	1.9	3.3	3.6
Avg. Stride Freq. [Hz]	2.1	2.2	2.2	2.2	2.2	2.2	2.2	2.2
Avg. Stride Length [m]	6.4	7.6	7.8	7.8	7.7	7.6	7.7	7.5



- [] Ranking at each section and finish
- .-.- No data available at this section
- NA No data available



Horse/Jockey Name	Bullock Island
Final Rank	5
Fastest Section Time (Section)	0:11.51 (Overall)
Top Speed [km/h] (Section)	62.8 (1200m)
Race State	Finished



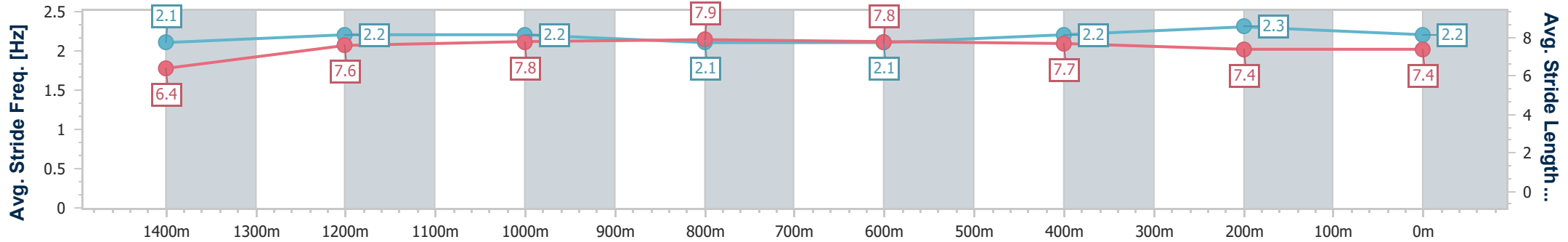
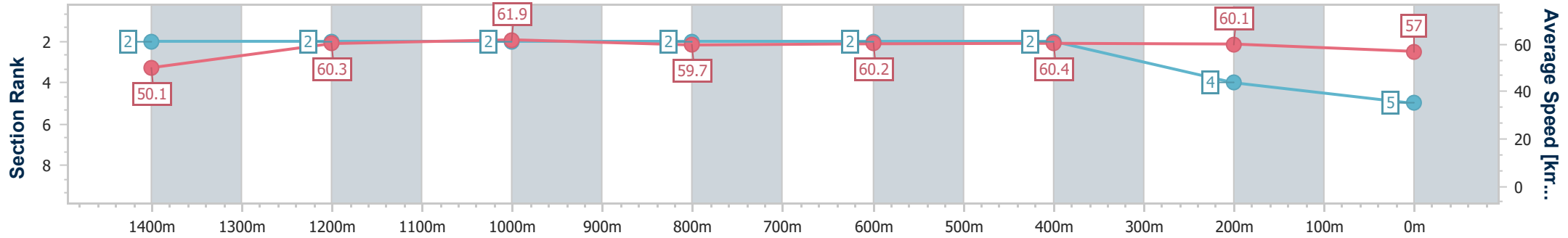
Mackay QLD Professional
Race 4: CONGRATULATION TO TIM & SINEAD Class 3 Plate - 1560m



23 February 2024 - 15:14

Track Rating: Good 4, Weather: Fine, Rail Position: True

Section	Overall	1400m	1200m	1000m	800m	600m	400m	200m
Section Times	1:35.83 [5] (0:11.51)	1:24.32 [2] (0:12.03)	1:12.29 [2] (0:11.65)	1:00.64 [2] (0:12.08)	0:48.56 [2] (0:11.94)	0:36.62 [2] (0:12.00)	0:24.62 [2] (0:12.02)	0:12.60 [4] (0:12.60)
Average Speed [km/h]	50.1	60.3	61.9	59.7	60.2	60.4	60.1	57.0
Top Speed [km/h]	61.5	62.0	62.8	60.8	60.8	61.0	60.6	60.3
Avg. Dist. to Rail [m]	5.0	1.4	0.7	0.4	0.8	0.5	2.2	2.6
Avg. Stride Freq. [Hz]	2.1	2.2	2.2	2.1	2.1	2.2	2.3	2.2
Avg. Stride Length [m]	6.4	7.6	7.8	7.9	7.8	7.7	7.4	7.4



- [] Ranking at each section and finish
- .-.- No data available at this section
- NA No data available



Horse/Jockey Name	Lenny Rocket
Final Rank	6
Fastest Section Time (Section)	0:11.72 (1200m)
Top Speed [km/h] (Section)	62.1 (800m)
Race State	Finished



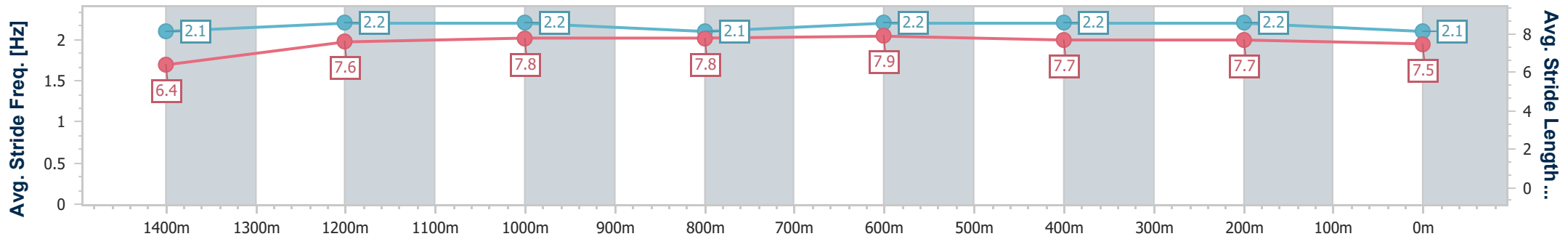
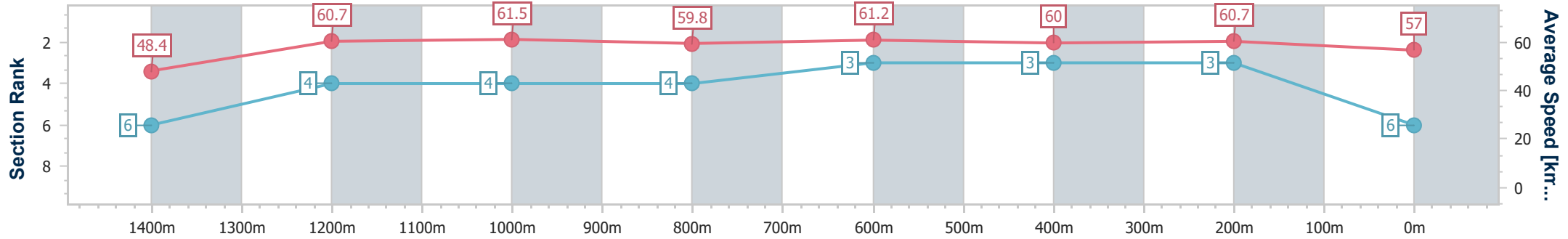
Mackay QLD Professional
Race 4: CONGRATULATION TO TIM & SINEAD Class 3 Plate - 1560m



23 February 2024 - 15:14

Track Rating: Good 4, Weather: Fine, Rail Position: True

Section	Overall	1400m	1200m	1000m	800m	600m	400m	200m
Section Times	1:35.84 [6] (0:11.86)	1:23.98 [6] (0:11.94)	1:12.04 [4] (0:11.72)	1:00.32 [4] (0:12.03)	0:48.29 [4] (0:11.74)	0:36.55 [3] (0:12.00)	0:24.55 [3] (0:11.90)	0:12.65 [3] (0:12.65)
Average Speed [km/h]	48.4	60.7	61.5	59.8	61.2	60.0	60.7	57.0
Top Speed [km/h]	62.1	61.7	62.1	61.3	62.1	60.8	61.9	59.9
Avg. Dist. to Rail [m]	3.3	1.5	0.8	0.6	0.7	0.7	1.9	1.6
Avg. Stride Freq. [Hz]	2.1	2.2	2.2	2.1	2.2	2.2	2.2	2.1
Avg. Stride Length [m]	6.4	7.6	7.8	7.8	7.9	7.7	7.7	7.5



- [] Ranking at each section and finish
- .-.- No data available at this section
- NA No data available



Horse/Jockey Name	Marshy
Final Rank	7
Fastest Section Time (Section)	0:11.77 (400m)
Top Speed [km/h] (Section)	62.3 (400m)
Race State	Finished



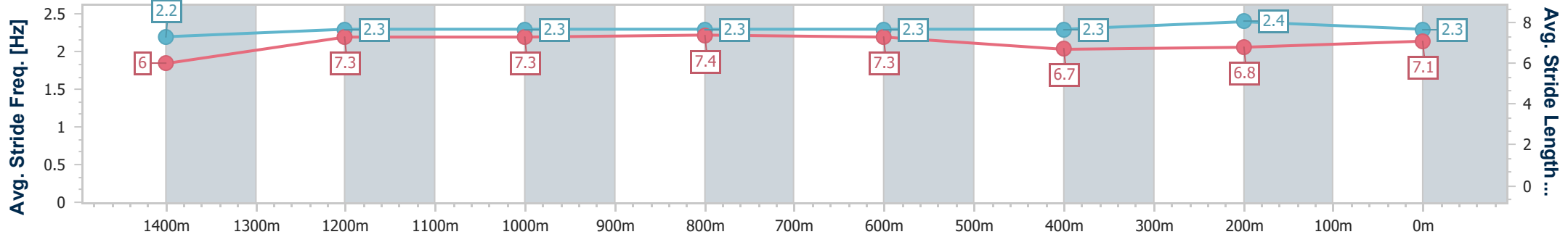
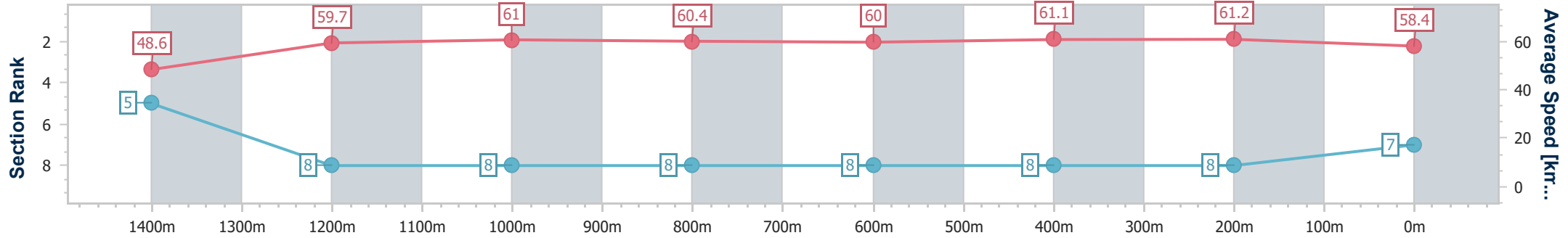
Mackay QLD Professional
Race 4: CONGRATULATION TO TIM & SINEAD Class 3 Plate - 1560m



23 February 2024 - 15:14

Track Rating: Good 4, Weather: Fine, Rail Position: True

Section	Overall	1400m	1200m	1000m	800m	600m	400m	200m
Section Times	1:36.00 [7] (0:11.86)	1:24.14 [5] (0:12.32)	1:11.82 [8] (0:11.84)	0:59.98 [8] (0:11.96)	0:48.02 [8] (0:12.04)	0:35.98 [8] (0:11.85)	0:24.13 [8] (0:11.77)	0:12.36 [8] (0:12.36)
Average Speed [km/h]	48.6	59.7	61.0	60.4	60.0	61.1	61.2	58.4
Top Speed [km/h]	59.0	60.2	61.9	61.5	61.1	61.8	62.3	61.0
Avg. Dist. to Rail [m]	7.8	4.2	1.6	0.8	0.9	1.0	1.4	1.9
Avg. Stride Freq. [Hz]	2.2	2.3	2.3	2.3	2.3	2.3	2.4	2.3
Avg. Stride Length [m]	6.0	7.3	7.3	7.4	7.3	6.7	6.8	7.1



- [] Ranking at each section and finish
- .-.- No data available at this section
- NA No data available



Horse/Jockey Name	Density
Final Rank	8
Fastest Section Time (Section)	0:11.79 (400m)
Top Speed [km/h] (Section)	63.3 (400m)
Race State	Finished



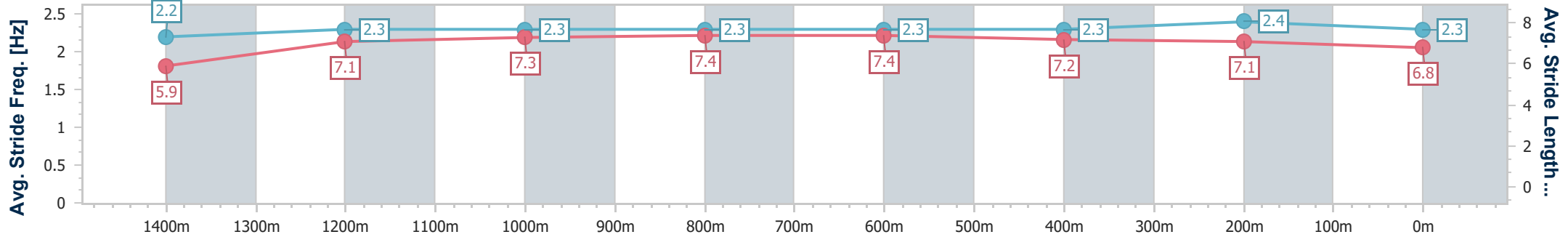
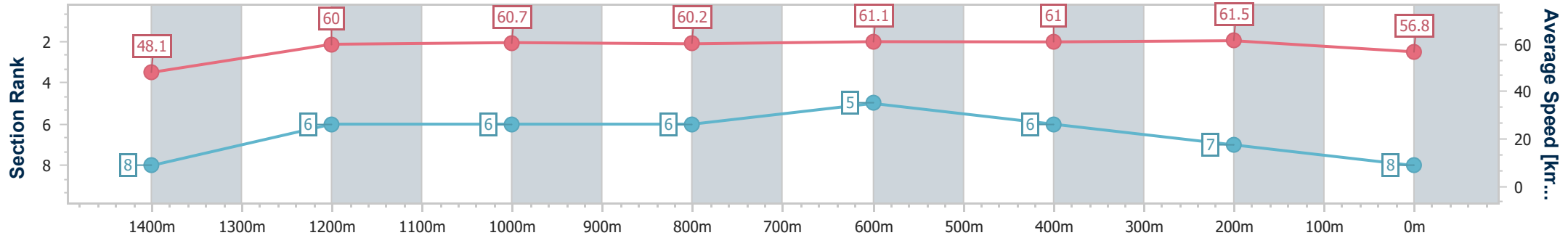
Mackay QLD Professional
Race 4: CONGRATULATION TO TIM & SINEAD Class 3 Plate - 1560m



23 February 2024 - 15:14

Track Rating: Good 4, Weather: Fine, Rail Position: True

Section	Overall	1400m	1200m	1000m	800m	600m	400m	200m
Section Times	1:36.07 [8] (0:11.99)	1:24.08 [8] (0:12.01)	1:12.07 [6] (0:11.84)	1:00.23 [6] (0:11.98)	0:48.25 [6] (0:11.80)	0:36.45 [5] (0:11.99)	0:24.46 [6] (0:11.79)	0:12.67 [7] (0:12.67)
Average Speed [km/h]	48.1	60.0	60.7	60.2	61.1	61.0	61.5	56.8
Top Speed [km/h]	60.4	61.1	61.5	60.8	62.5	63.3	63.3	61.0
Avg. Dist. to Rail [m]	1.4	0.3	0.2	0.2	0.7	2.4	3.3	4.5
Avg. Stride Freq. [Hz]	2.2	2.3	2.3	2.3	2.3	2.3	2.4	2.3
Avg. Stride Length [m]	5.9	7.1	7.3	7.4	7.4	7.2	7.1	6.8



- [] Ranking at each section and finish
- .-.- No data available at this section
- NA No data available