

Track Rating: Good 4, Weather: Fine, Rail Position: +6.5m Entire

Section		Field Times										Last 600m			
		Overall	1200m	1000m	800m	600m	400m								
		1:21.05 (0:11.37)	1:09.68 (0:10.76)	0:58.92 (0:11.50)	0:47.42 (0:11.81)	0:35.61 (0:11.78)	0:23.83 (0:11.63)	0:35.61							
Rank	TAB	Horse/Jockey	Barrier	Top Speed [km/h]	Fastest Section	Distance Travelled [m]									
1	12	TORABELLA Angela Jones	8	69.7 1200m	0:10.76 1200m	1:21.05 [1] (0:11.37)	1:09.68 [1] (0:10.76)	0:58.92 [1] (0:11.50)	0:47.42 [1] (0:11.81)	0:35.61 [1] (0:11.78)	0:23.83 [1] (0:11.63)	0:35.61			
2	10	ASSEMBLE James Orman	5	67.5 1200m	0:10.91 1200m	1:21.60 [2] (0:11.55)	1:10.05 [2] (0:10.91)	0:59.14 [3] (0:11.59)	0:47.55 [4] (0:11.84)	0:35.71 [5] (0:11.76)	0:23.95 [2] (0:11.74)	0:35.71 +2			
3	5	RIDE FOR LUCK Robbie Dolan	4	66.8 1200m	0:10.96 1200m	1:22.03 [3] (0:11.88)	1:10.15 [8] (0:10.96)	0:59.19 [7] (0:11.43)	0:47.76 [6] (0:11.75)	0:36.01 [6] (0:11.68)	0:24.33 [5] (0:11.87)	0:36.01 +1			
4	1	ALIGN THE PLANETS Kyle Wilson-Taylor	13	66.9 1200m	0:11.10 1200m	1:22.32 [4] (0:12.03)	1:10.29 [10] (0:11.10)	0:59.19 [9] (0:11.47)	0:47.72 [10] (0:11.83)	0:35.89 [11] (0:11.55)	0:24.34 [7] (0:11.88)	0:35.89 +4			
5	13	TRAVIATA Nikita Beriman	18	65.9 1200m	0:11.14 1200m	1:22.49 [5] (0:12.19)	1:10.30 [11] (0:11.14)	0:59.16 [11] (0:11.37)	0:47.79 [11] (0:11.72)	0:36.07 [10] (0:11.80)	0:24.27 [10] (0:12.04)	0:36.07 +9			
6	18	BENFICA LASS Luke Tarrant	2	65.5 1200m	0:11.16 1200m	1:23.09 [6] (0:12.02)	1:11.07 [9] (0:11.16)	0:59.91 [10] (0:11.39)	0:48.52 [9] (0:11.75)	0:36.77 [8] (0:11.79)	0:24.98 [8] (0:12.39)	0:36.77 +0			
7	7	CHAYSE'N' THE KING Sean Cormack	11	65.9 1000m	0:11.21 1200m	1:23.16 [7] (0:12.22)	1:10.94 [12] (0:11.21)	0:59.73 [12] (0:11.34)	0:48.39 [12] (0:11.80)	0:36.59 [12] (0:11.75)	0:24.84 [11] (0:11.98)	0:36.59 +1			
8	3	BURDEKIN BOY Boris Thornton	3	67.2 1200m	0:10.90 1200m	1:23.38 [8] (0:11.69)	1:11.69 [4] (0:10.90)	1:00.79 [5] (0:11.47)	0:49.32 [5] (0:11.82)	0:37.50 [4] (0:11.80)	0:25.70 [4] (0:12.20)	0:37.50 +5			
9	15	WITH DIAMONDS Casey Waddell	12	65.8 1000m	0:11.26 1200m	1:23.60 [9] (0:12.50)	1:11.10 [13] (0:11.26)	0:59.84 [13] (0:11.26)	0:48.58 [13] (0:11.76)	0:36.82 [13] (0:11.89)	0:24.93 [12] (0:12.20)	0:36.82 +5			
10	4	DESERT SAFARI Bailey Wheeler	1	66.5 1200m	0:10.87 1200m	1:24.14 [10] (0:11.64)	1:12.50 [3] (0:10.87)	1:01.63 [4] (0:11.49)	0:50.14 [3] (0:11.77)	0:38.37 [3] (0:11.97)	0:26.40 [6] (0:12.61)	0:38.37 +0			

Scratched: Irish Arthur (#19), Whiskey And Beer (#2), Allezbek (#9), Hatasu (#11), I'm Inspired (#16), Rothsphene (#17), Artezza (#20)



Ipswich QLD Professional
Race 5: STAR OF CSI Maiden Plate - 1350m
 21 February 2024 - 17:13



Track Rating: Good 4, Weather: Fine, Rail Position: +6.5m Entire

Section		Overall	1200m	1000m	800m	600m	400m	Last 600m				
Field Times		1:21.05 (0:11.37)	1:09.68 (0:10.76)	0:58.92 (0:11.50)	0:47.42 (0:11.81)	0:35.61 (0:11.78)	0:23.83 (0:11.63)	0:35.61				
Rank	TAB Horse/Jockey	Barrier	Top Speed [km/h]	Fastest Section	Distance Travelled [m]							
11	8 DREAM PASSAGE Ryan Maloney	9	67.1 1200m	0:11.06 1200m	1:24.79 [11] (0:11.81)	1:12.98 [7] (0:11.06)	1:01.92 [8] (0:11.41)	0:50.51 [8] (0:11.86)	0:38.65 [7] (0:12.04)	0:26.61 [9] (0:13.01)	0:38.65	+4
12	14 SMASH IT MADDI Damien Thornton	10	67.9 1200m	0:10.73 1200m	1:25.06 [12] (0:11.70)	1:13.36 [5] (0:10.73)	1:02.63 [2] (0:11.35)	0:51.28 [2] (0:11.84)	0:39.44 [2] (0:12.05)	0:27.39 [3] (0:13.07)	0:39.44	+5
13	6 TREVINO Melea Castle	15	65.8 1200m	0:11.07 1200m	1:26.04 [13] (0:11.76)	1:14.28 [6] (0:11.07)	1:03.21 [6] (0:11.44)	0:51.77 [7] (0:12.06)	0:39.71 [9] (0:12.71)	0:27.00 [13] (0:13.91)	0:39.71	+5

Scratched: Irish Arthur (#19), Whiskey And Beer (#2), Allezbek (#9), Hatasu (#11), I'm Inspired (#16), Rothsphene (#17), Artezza (#20)

[] Ranking at each section and finish
 -:-:- No data available at this section
 NA No data available

SCN Saddle cloth number
 DNF Did not finish
 DNT Did not track

Track Rating: Good 4, Weather: Fine, Rail Position: +6.5m Entire

Section							200m			Last 600m
Field Times							0:12.20			0:35.61
							(0:12.20)			
Rank	TAB	Horse/Jockey	Barrier	Top Speed [km/h]	Fastest Section	Margin			Distance Travelled [m]	
1	12	TORABELLA Angela Jones	8	69.7 1200m	0:10.76 1200m	0:12.20 [1] (0:12.20)	1:21.05		0:35.61	
2	10	ASSEMBLE James Orman	5	67.5 1200m	0:10.91 1200m	0:12.21 [2] (0:12.21)	3.26L		0:35.71 +2	
3	5	RIDE FOR LUCK Robbie Dolan	4	66.8 1200m	0:10.96 1200m	0:12.46 [3] (0:12.46)	5.75L		0:36.01 +1	
4	1	ALIGN THE PLANETS Kyle Wilson-Taylor	13	66.9 1200m	0:11.10 1200m	0:12.46 [4] (0:12.46)	7.48L		0:35.89 +4	
5	13	TRAVIATA Nikita Beriman	18	65.9 1200m	0:11.14 1200m	0:12.23 [6] (0:12.23)	8.48L		0:36.07 +9	
6	18	BENFICA LASS Luke Tarrant	2	65.5 1200m	0:11.16 1200m	0:12.59 [9] (0:12.59)	11.99L		0:36.77 +0	
7	7	CHAYSE'N' THE KING Sean Cormack	11	65.9 1000m	0:11.21 1200m	0:12.86 [7] (0:12.86)	12.4L		0:36.59 +1	
8	3	BURDEKIN BOY Boris Thornton	3	67.2 1200m	0:10.90 1200m	0:13.50 [5] (0:13.50)	13.69L		0:37.50 +5	
9	15	WITH DIAMONDS Casey Waddell	12	65.8 1000m	0:11.26 1200m	0:12.73 [11] (0:12.73)	14.98L		0:36.82 +5	
10	4	DESERT SAFARI Bailey Wheeler	1	66.5 1200m	0:10.87 1200m	0:13.79 [8] (0:13.79)	18.17L		0:38.37 +0	

Scratched: Irish Arthur (#19), Whiskey And Beer (#2), Allezbek (#9), Hatasu (#11), I'm Inspired (#16), Rothsphene (#17), Artezza (#20)



Ipswich QLD Professional
 Race 5: STAR OF CSI Maiden Plate - 1350m
 21 February 2024 - 17:13



Track Rating: Good 4, Weather: Fine, Rail Position: +6.5m Entire

Section				200m				Last 600m	
Field Times				0:12.20 (0:12.20)				0:35.61	
Rank	TAB	Horse/Jockey	Barrier	Top Speed [km/h]	Fastest Section	Margin			Distance Travelled [m]
11	8	DREAM PASSAGE Ryan Maloney	9	67.1 1200m	0:11.06 1200m	0:13.60 [12] (0:13.60)	21.99L		0:38.65 +4
12	14	SMASH IT MADDI Damien Thornton	10	67.9 1200m	0:10.73 1200m	0:14.32 [10] (0:14.32)	23.61L		0:39.44 +5
13	6	TREVINO Melea Castle	15	65.8 1200m	0:11.07 1200m	0:13.09 [13] (0:13.09)	29.38L		0:39.71 +5

Scratched: Irish Arthur (#19), Whiskey And Beer (#2), Allezbec (#9), Hatasu (#11), I'm Inspired (#16), Rothsphene (#17), Artezza (#20)



Horse/Jockey Name	Torabella
Final Rank	1
Fastest Section Time (Section)	0:10.76 (1200m)
Top Speed [km/h] (Section)	69.7 (1200m)
Race State	Finished



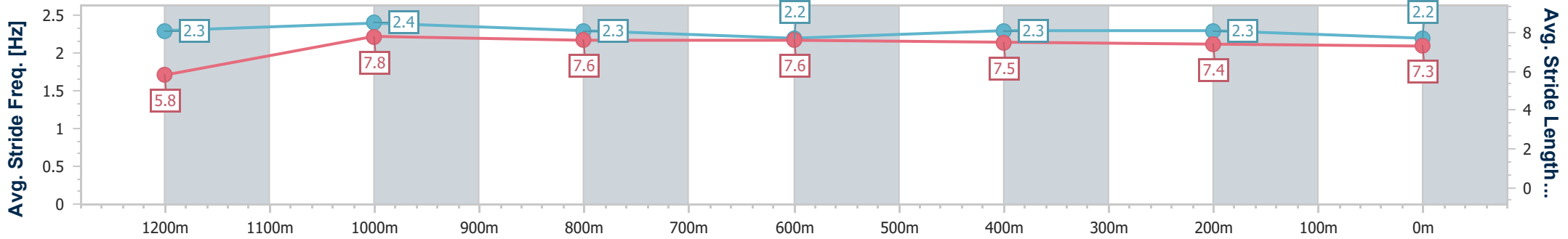
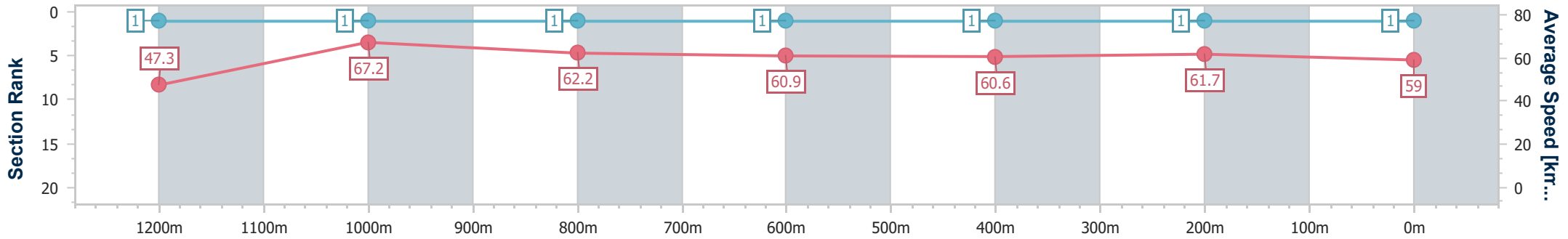
Ipswich QLD Professional
Race 5: STAR OF CSI Maiden Plate - 1350m



21 February 2024 - 17:13

Track Rating: Good 4, Weather: Fine, Rail Position: +6.5m Entire

Section	Overall	1200m	1000m	800m	600m	400m	200m
Section Times	1:21.05 [1] (0:11.37)	1:09.68 [1] (0:10.76)	0:58.92 [1] (0:11.50)	0:47.42 [1] (0:11.81)	0:35.61 [1] (0:11.78)	0:23.83 [1] (0:11.63)	0:12.20 [1] (0:12.20)
Average Speed [km/h]	47.3	67.2	62.2	60.9	60.6	61.7	59.0
Top Speed [km/h]	69.0	69.7	63.8	61.2	61.7	62.4	60.6
Avg. Dist. to Rail [m]	4.4	1.1	0.4	1.2	1.4	1.2	0.4
Avg. Stride Freq. [Hz]	2.3	2.4	2.3	2.2	2.3	2.3	2.2
Avg. Stride Length [m]	5.8	7.8	7.6	7.6	7.5	7.4	7.3



- [] Ranking at each section and finish
- .-.- No data available at this section
- NA No data available



Horse/Jockey Name	Assemble
Final Rank	2
Fastest Section Time (Section)	0:10.91 (1200m)
Top Speed [km/h] (Section)	67.5 (1200m)
Race State	Finished



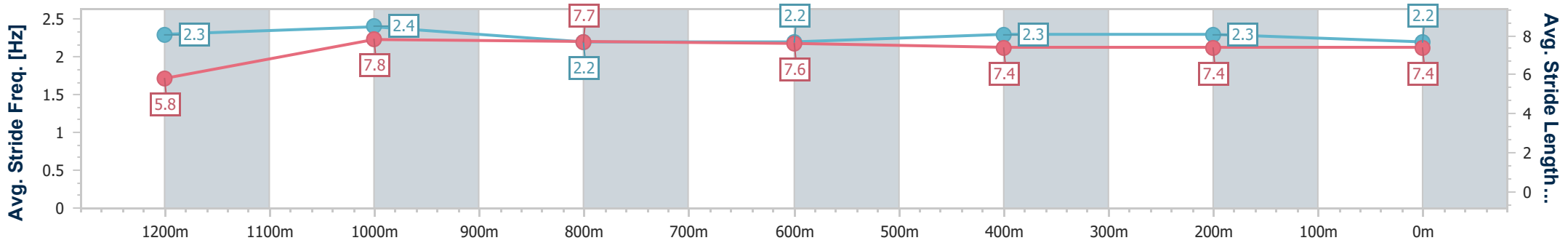
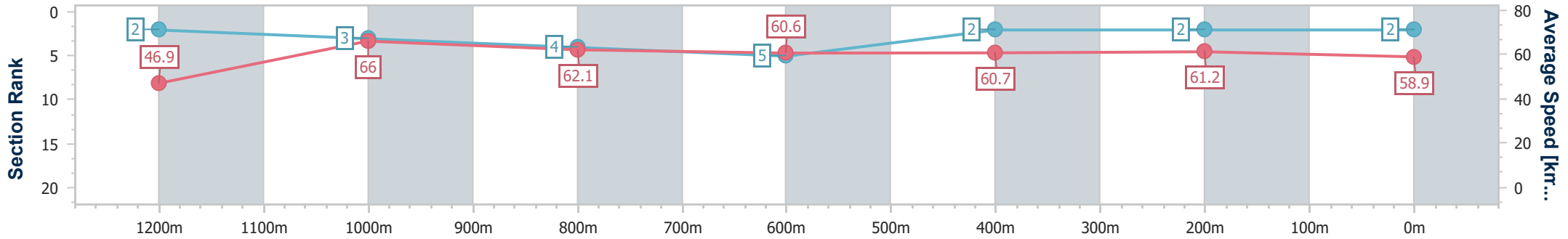
Ipswich QLD Professional
Race 5: STAR OF CSI Maiden Plate - 1350m



21 February 2024 - 17:13

Track Rating: Good 4, Weather: Fine, Rail Position: +6.5m Entire

Section	Overall	1200m	1000m	800m	600m	400m	200m
Section Times	1:21.60 [2] (0:11.55)	1:10.05 [2] (0:10.91)	0:59.14 [3] (0:11.59)	0:47.55 [4] (0:11.84)	0:35.71 [5] (0:11.76)	0:23.95 [2] (0:11.74)	0:12.21 [2] (0:12.21)
Average Speed [km/h]	46.9	66.0	62.1	60.6	60.7	61.2	58.9
Top Speed [km/h]	66.9	67.5	63.9	61.8	62.1	62.6	61.4
Avg. Dist. to Rail [m]	4.1	0.6	0.2	0.8	1.4	0.5	0.2
Avg. Stride Freq. [Hz]	2.3	2.4	2.2	2.2	2.3	2.3	2.2
Avg. Stride Length [m]	5.8	7.8	7.7	7.6	7.4	7.4	7.4



- [] Ranking at each section and finish
- .-.- No data available at this section
- NA No data available



Horse/Jockey Name	Ride For Luck
Final Rank	3
Fastest Section Time (Section)	0:10.96 (1200m)
Top Speed [km/h] (Section)	66.8 (1200m)
Race State	Finished



Ipswich QLD Professional

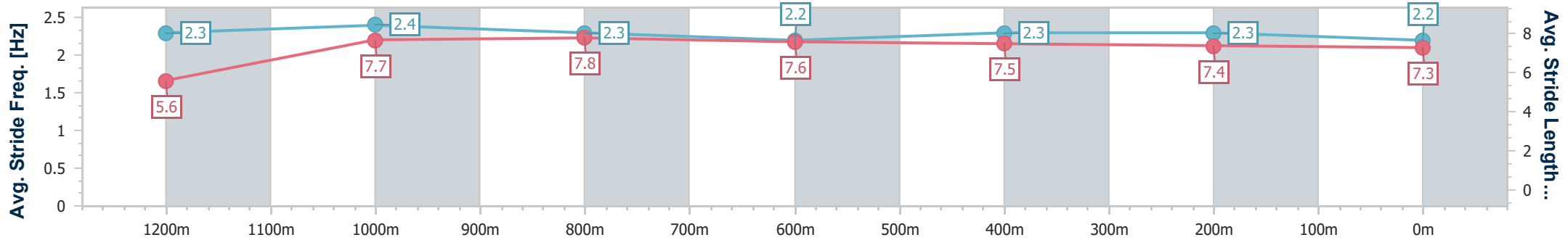
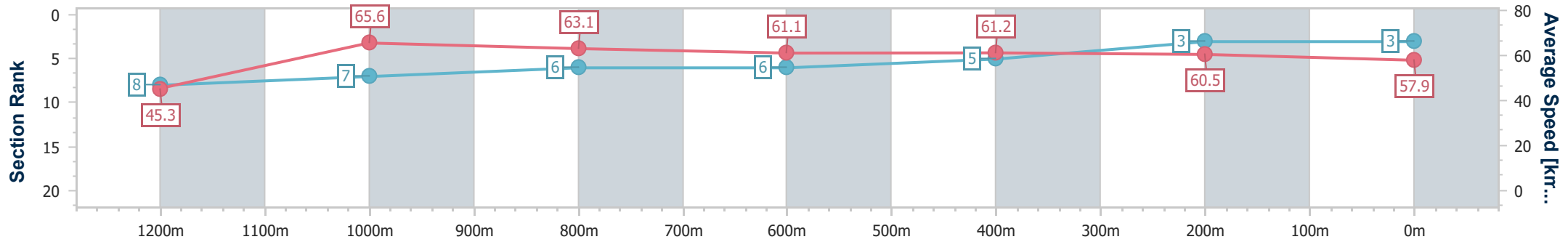
Race 5: STAR OF CSI Maiden Plate - 1350m

21 February 2024 - 17:13



Track Rating: Good 4, Weather: Fine, Rail Position: +6.5m Entire

Section	Overall	1200m	1000m	800m	600m	400m	200m
Section Times	1:22.03 [3] (0:11.88)	1:10.15 [8] (0:10.96)	0:59.19 [7] (0:11.43)	0:47.76 [6] (0:11.75)	0:36.01 [6] (0:11.68)	0:24.33 [5] (0:11.87)	0:12.46 [3] (0:12.46)
Average Speed [km/h]	45.3	65.6	63.1	61.1	61.2	60.5	57.9
Top Speed [km/h]	64.1	66.8	64.8	61.8	61.7	61.9	59.9
Avg. Dist. to Rail [m]	3.0	0.5	0.4	1.3	1.1	0.4	0.3
Avg. Stride Freq. [Hz]	2.3	2.4	2.3	2.2	2.3	2.3	2.2
Avg. Stride Length [m]	5.6	7.7	7.8	7.6	7.5	7.4	7.3



- [] Ranking at each section and finish
- .-.- No data available at this section
- NA No data available



Horse/Jockey Name	Align The Planets
Final Rank	4
Fastest Section Time (Section)	0:11.10 (1200m)
Top Speed [km/h] (Section)	66.9 (1200m)
Race State	Finished



Ipswich QLD Professional

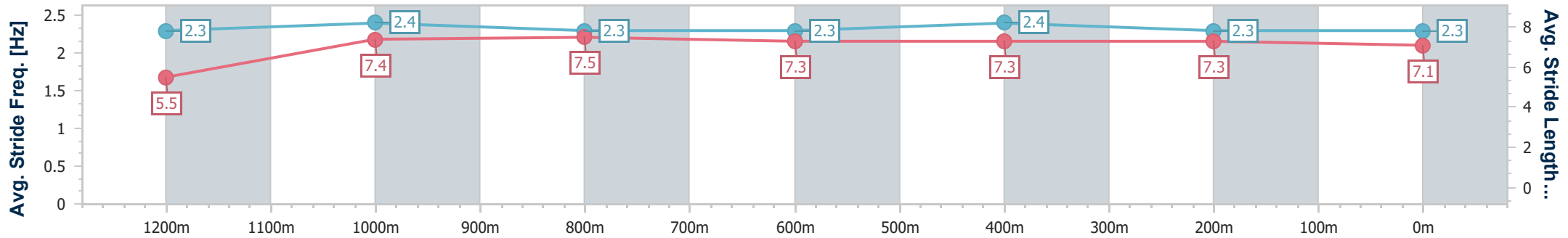
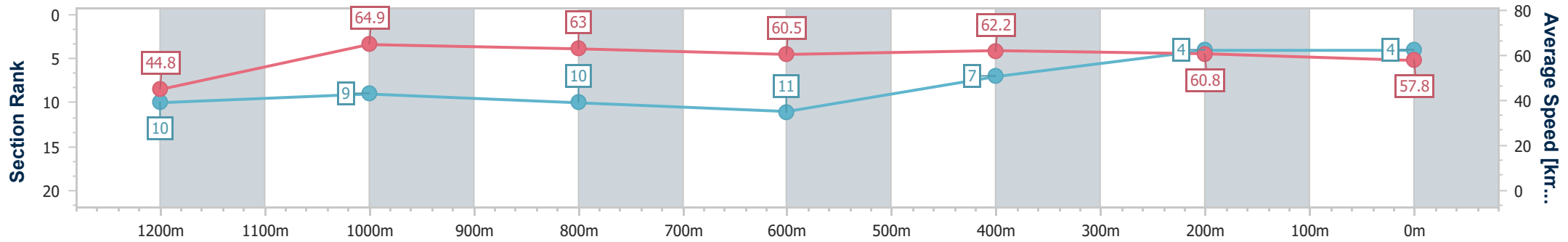
Race 5: STAR OF CSI Maiden Plate - 1350m

21 February 2024 - 17:13



Track Rating: Good 4, Weather: Fine, Rail Position: +6.5m Entire

Section	Overall	1200m	1000m	800m	600m	400m	200m
Section Times	1:22.32 [4] (0:12.03)	1:10.29 [10] (0:11.10)	0:59.19 [9] (0:11.47)	0:47.72 [10] (0:11.83)	0:35.89 [11] (0:11.55)	0:24.34 [7] (0:11.88)	0:12.46 [4] (0:12.46)
Average Speed [km/h]	44.8	64.9	63.0	60.5	62.2	60.8	57.8
Top Speed [km/h]	62.6	66.9	64.3	61.2	63.7	61.8	60.0
Avg. Dist. to Rail [m]	5.9	0.5	0.2	0.7	0.5	1.1	2.0
Avg. Stride Freq. [Hz]	2.3	2.4	2.3	2.3	2.4	2.3	2.3
Avg. Stride Length [m]	5.5	7.4	7.5	7.3	7.3	7.3	7.1



- [] Ranking at each section and finish
- .-.- No data available at this section
- NA No data available



Horse/Jockey Name	Traviata
Final Rank	5
Fastest Section Time (Section)	0:11.14 (1200m)
Top Speed [km/h] (Section)	65.9 (1200m)
Race State	Finished



Ipswich QLD Professional

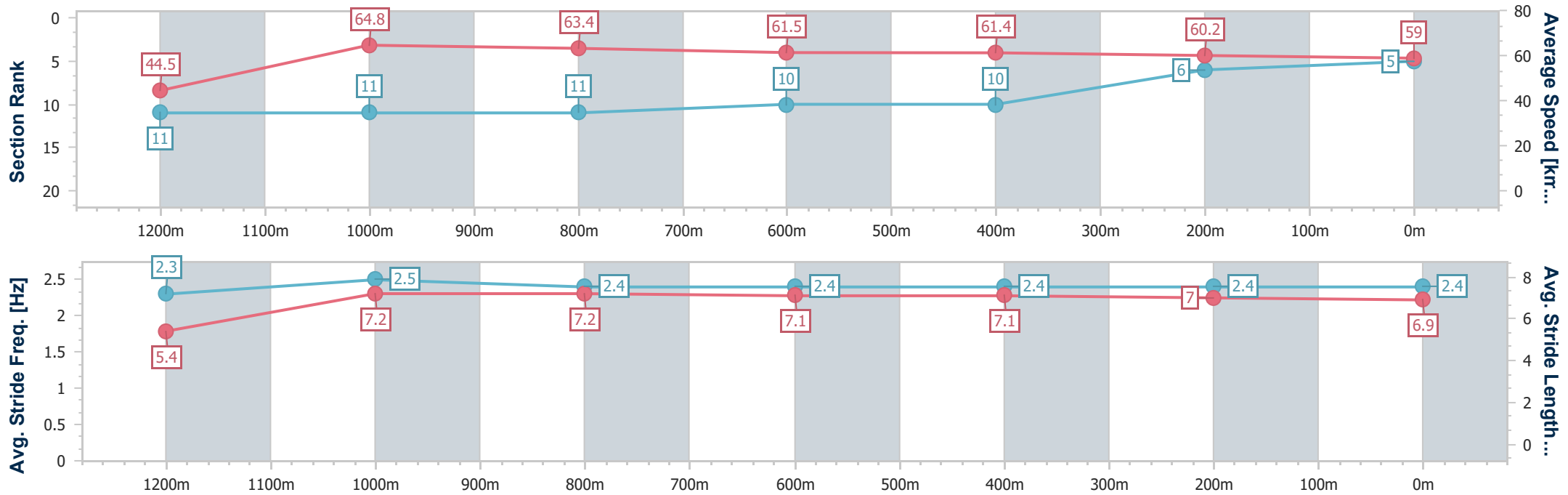
Race 5: STAR OF CSI Maiden Plate - 1350m

21 February 2024 - 17:13



Track Rating: Good 4, Weather: Fine, Rail Position: +6.5m Entire

Section	Overall	1200m	1000m	800m	600m	400m	200m
Section Times	1:22.49 [5] (0:12.19)	1:10.30 [11] (0:11.14)	0:59.16 [11] (0:11.37)	0:47.79 [11] (0:11.72)	0:36.07 [10] (0:11.80)	0:24.27 [10] (0:12.04)	0:12.23 [6] (0:12.23)
Average Speed [km/h]	44.5	64.8	63.4	61.5	61.4	60.2	59.0
Top Speed [km/h]	62.9	65.9	65.2	62.8	61.9	61.3	59.9
Avg. Dist. to Rail [m]	8.1	1.4	1.3	1.1	1.4	2.6	4.3
Avg. Stride Freq. [Hz]	2.3	2.5	2.4	2.4	2.4	2.4	2.4
Avg. Stride Length [m]	5.4	7.2	7.2	7.1	7.1	7.0	6.9



- [] Ranking at each section and finish
- .-.- No data available at this section
- NA No data available



Horse/Jockey Name	Benfica Lass
Final Rank	6
Fastest Section Time (Section)	0:11.16 (1200m)
Top Speed [km/h] (Section)	65.5 (1200m)
Race State	Finished



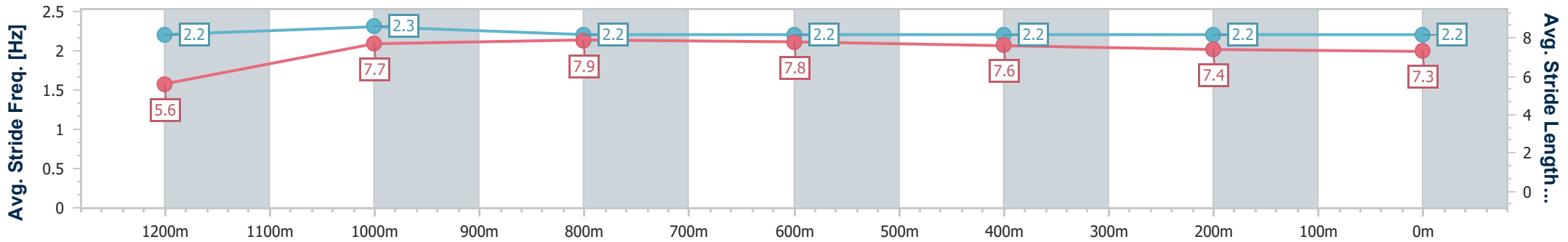
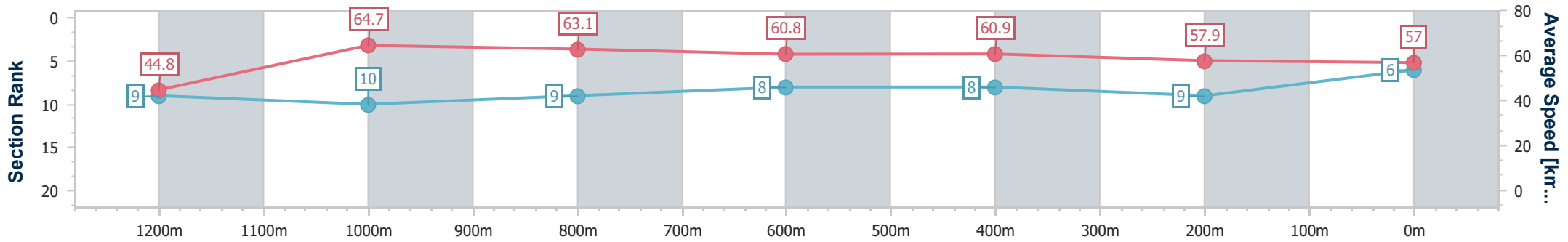
Ipswich QLD Professional
Race 5: STAR OF CSI Maiden Plate - 1350m



21 February 2024 - 17:13

Track Rating: Good 4, Weather: Fine, Rail Position: +6.5m Entire

Section	Overall	1200m	1000m	800m	600m	400m	200m
Section Times	1:23.09 [6] (0:12.02)	1:11.07 [9] (0:11.16)	0:59.91 [10] (0:11.39)	0:48.52 [9] (0:11.75)	0:36.77 [8] (0:11.79)	0:24.98 [8] (0:12.39)	0:12.59 [9] (0:12.59)
Average Speed [km/h]	44.8	64.7	63.1	60.8	60.9	57.9	57.0
Top Speed [km/h]	61.9	65.5	65.1	61.9	61.7	60.2	57.9
Avg. Dist. to Rail [m]	1.8	0.7	0.7	1.2	1.2	1.0	0.5
Avg. Stride Freq. [Hz]	2.2	2.3	2.2	2.2	2.2	2.2	2.2
Avg. Stride Length [m]	5.6	7.7	7.9	7.8	7.6	7.4	7.3



- [] Ranking at each section and finish
- .-.- No data available at this section
- NA No data available



Horse/Jockey Name	Chayse'n' The King
Final Rank	7
Fastest Section Time (Section)	0:11.21 (1200m)
Top Speed [km/h] (Section)	65.9 (1000m)
Race State	Finished



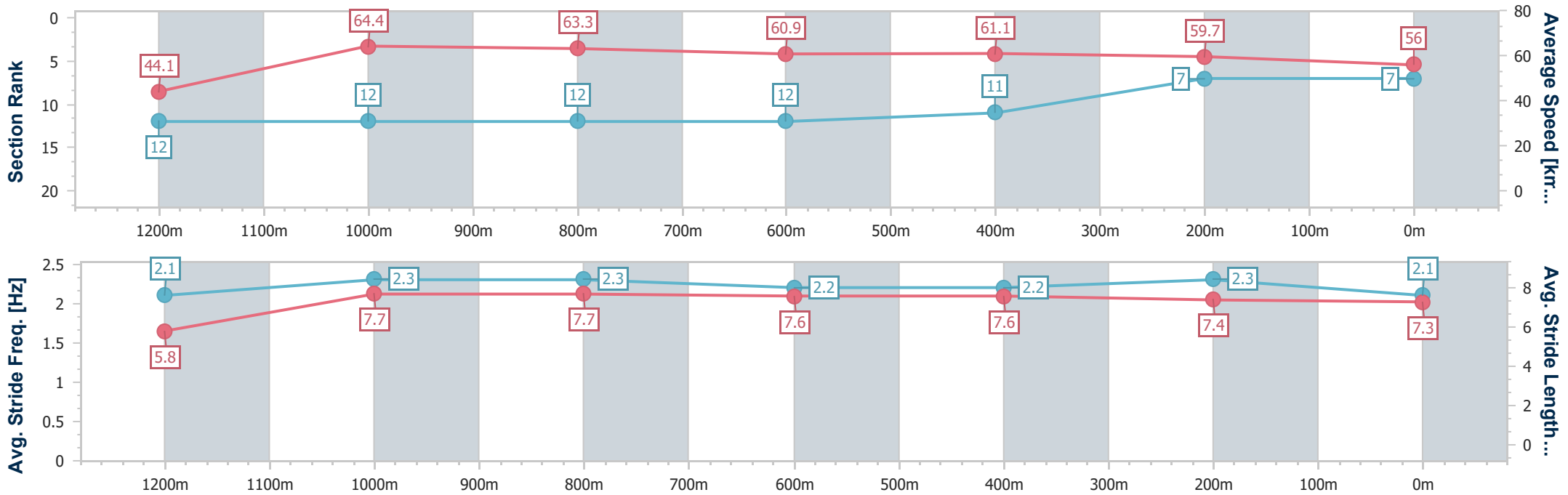
Ipswich QLD Professional
Race 5: STAR OF CSI Maiden Plate - 1350m



21 February 2024 - 17:13

Track Rating: Good 4, Weather: Fine, Rail Position: +6.5m Entire

Section	Overall	1200m	1000m	800m	600m	400m	200m
Section Times	1:23.16 [7] (0:12.22)	1:10.94 [12] (0:11.21)	0:59.73 [12] (0:11.34)	0:48.39 [12] (0:11.80)	0:36.59 [12] (0:11.75)	0:24.84 [11] (0:11.98)	0:12.86 [7] (0:12.86)
Average Speed [km/h]	44.1	64.4	63.3	60.9	61.1	59.7	56.0
Top Speed [km/h]	63.2	65.7	65.9	62.5	62.3	60.8	59.6
Avg. Dist. to Rail [m]	5.3	0.7	0.2	0.5	1.2	1.3	2.7
Avg. Stride Freq. [Hz]	2.1	2.3	2.3	2.2	2.2	2.3	2.1
Avg. Stride Length [m]	5.8	7.7	7.7	7.6	7.6	7.4	7.3



- [] Ranking at each section and finish
- .-.- No data available at this section
- NA No data available



Horse/Jockey Name	Burdekin Boy
Final Rank	8
Fastest Section Time (Section)	0:10.90 (1200m)
Top Speed [km/h] (Section)	67.2 (1200m)
Race State	Finished



Ipswich QLD Professional

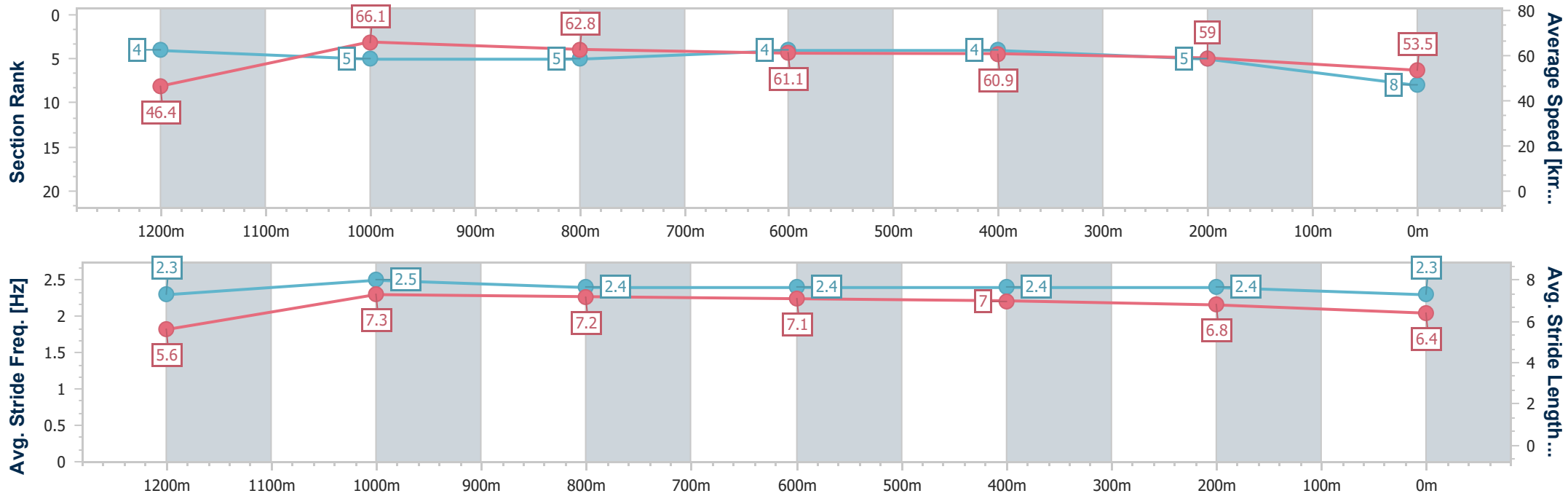
Race 5: STAR OF CSI Maiden Plate - 1350m

21 February 2024 - 17:13



Track Rating: Good 4, Weather: Fine, Rail Position: +6.5m Entire

Section	Overall	1200m	1000m	800m	600m	400m	200m
Section Times	1:23.38 [8] (0:11.69)	1:11.69 [4] (0:10.90)	1:00.79 [5] (0:11.47)	0:49.32 [5] (0:11.82)	0:37.50 [4] (0:11.80)	0:25.70 [4] (0:12.20)	0:13.50 [5] (0:13.50)
Average Speed [km/h]	46.4	66.1	62.8	61.1	60.9	59.0	53.5
Top Speed [km/h]	64.6	67.2	64.9	62.0	61.7	61.8	58.3
Avg. Dist. to Rail [m]	2.0	0.7	0.7	0.9	0.5	0.4	0.6
Avg. Stride Freq. [Hz]	2.3	2.5	2.4	2.4	2.4	2.4	2.3
Avg. Stride Length [m]	5.6	7.3	7.2	7.1	7.0	6.8	6.4



- [] Ranking at each section and finish
- .-.-.- No data available at this section
- NA No data available



Horse/Jockey Name	With Diamonds
Final Rank	9
Fastest Section Time (Section)	0:11.26 (1200m)
Top Speed [km/h] (Section)	65.8 (1000m)
Race State	Finished



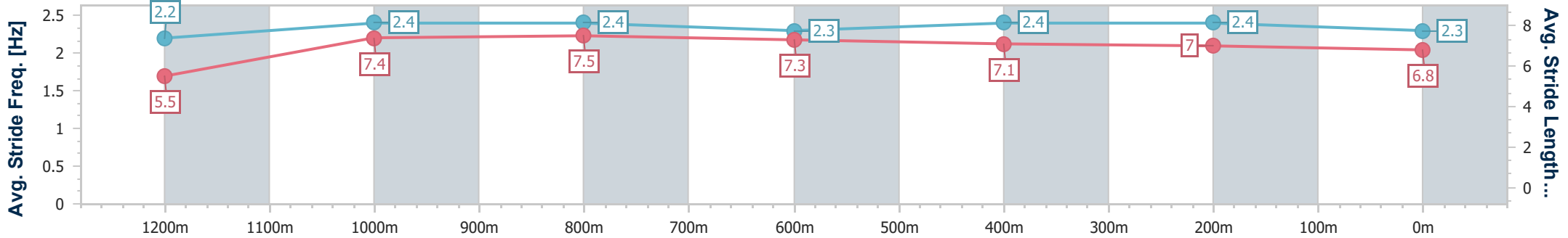
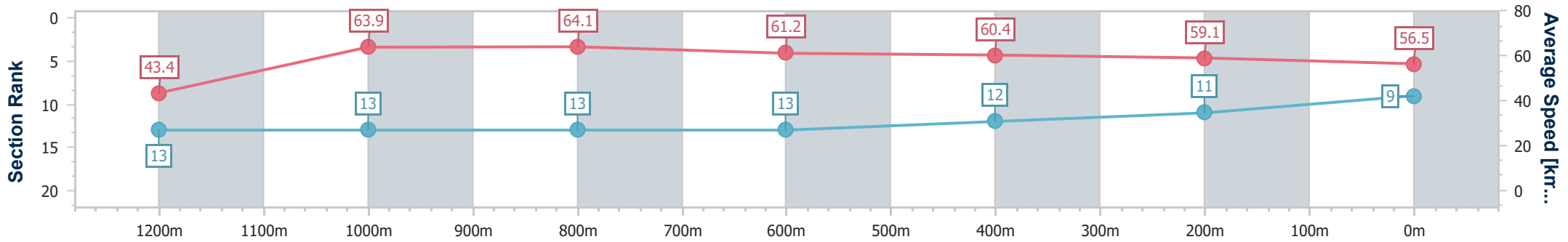
Ipswich QLD Professional
Race 5: STAR OF CSI Maiden Plate - 1350m



21 February 2024 - 17:13

Track Rating: Good 4, Weather: Fine, Rail Position: +6.5m Entire

Section	Overall	1200m	1000m	800m	600m	400m	200m
Section Times	1:23.60 [9] (0:12.50)	1:11.10 [13] (0:11.26)	0:59.84 [13] (0:11.26)	0:48.58 [13] (0:11.76)	0:36.82 [13] (0:11.89)	0:24.93 [12] (0:12.20)	0:12.73 [11] (0:12.73)
Average Speed [km/h]	43.4	63.9	64.1	61.2	60.4	59.1	56.5
Top Speed [km/h]	62.4	65.0	65.8	62.6	60.7	60.7	58.0
Avg. Dist. to Rail [m]	5.7	0.5	0.2	0.3	0.6	0.4	0.4
Avg. Stride Freq. [Hz]	2.2	2.4	2.4	2.3	2.4	2.4	2.3
Avg. Stride Length [m]	5.5	7.4	7.5	7.3	7.1	7.0	6.8



- [] Ranking at each section and finish
- .-.- No data available at this section
- NA No data available



Horse/Jockey Name	Desert Safari
Final Rank	10
Fastest Section Time (Section)	0:10.87 (1200m)
Top Speed [km/h] (Section)	66.5 (1200m)
Race State	Finished



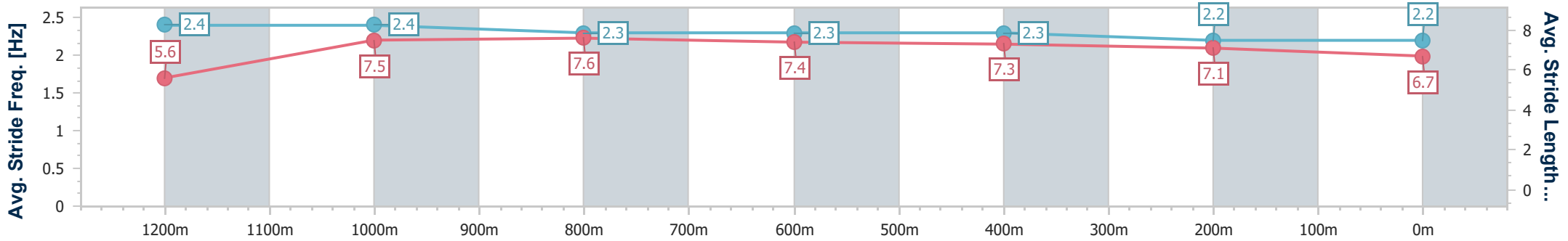
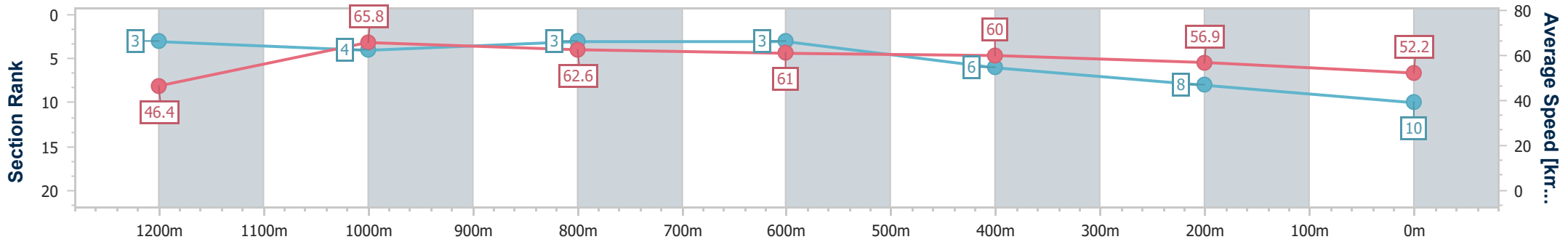
Ipswich QLD Professional
Race 5: STAR OF CSI Maiden Plate - 1350m



21 February 2024 - 17:13

Track Rating: Good 4, Weather: Fine, Rail Position: +6.5m Entire

Section	Overall	1200m	1000m	800m	600m	400m	200m
Section Times	1:24.14 [10] (0:11.64)	1:12.50 [3] (0:10.87)	1:01.63 [4] (0:11.49)	0:50.14 [3] (0:11.77)	0:38.37 [3] (0:11.97)	0:26.40 [6] (0:12.61)	0:13.79 [8] (0:13.79)
Average Speed [km/h]	46.4	65.8	62.6	61.0	60.0	56.9	52.2
Top Speed [km/h]	65.4	66.5	63.9	61.8	60.9	58.4	55.8
Avg. Dist. to Rail [m]	3.0	1.6	1.4	1.0	0.7	0.6	2.0
Avg. Stride Freq. [Hz]	2.4	2.4	2.3	2.3	2.3	2.2	2.2
Avg. Stride Length [m]	5.6	7.5	7.6	7.4	7.3	7.1	6.7



- [] Ranking at each section and finish
- .-.- No data available at this section
- NA No data available



Horse/Jockey Name	Dream Passage
Final Rank	11
Fastest Section Time (Section)	0:11.06 (1200m)
Top Speed [km/h] (Section)	67.1 (1200m)
Race State	Finished



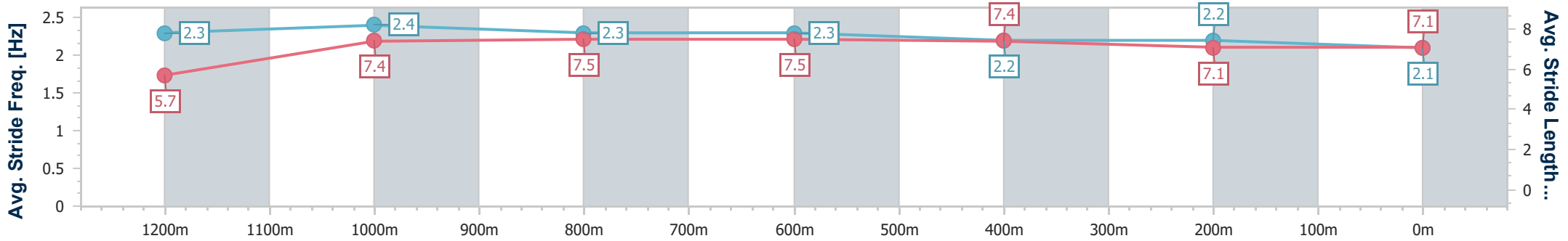
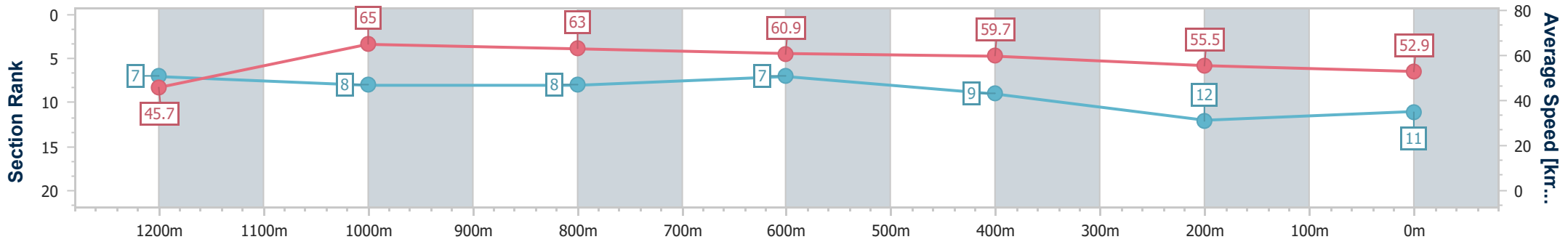
Ipswich QLD Professional
Race 5: STAR OF CSI Maiden Plate - 1350m



21 February 2024 - 17:13

Track Rating: Good 4, Weather: Fine, Rail Position: +6.5m Entire

Section	Overall	1200m	1000m	800m	600m	400m	200m
Section Times	1:24.79 [11] (0:11.81)	1:12.98 [7] (0:11.06)	1:01.92 [8] (0:11.41)	0:50.51 [8] (0:11.86)	0:38.65 [7] (0:12.04)	0:26.61 [9] (0:13.01)	0:13.60 [12] (0:13.60)
Average Speed [km/h]	45.7	65.0	63.0	60.9	59.7	55.5	52.9
Top Speed [km/h]	63.6	67.1	63.9	61.2	60.5	59.6	53.5
Avg. Dist. to Rail [m]	4.6	0.5	0.4	0.3	0.3	2.3	4.1
Avg. Stride Freq. [Hz]	2.3	2.4	2.3	2.3	2.2	2.2	2.1
Avg. Stride Length [m]	5.7	7.4	7.5	7.5	7.4	7.1	7.1



- [] Ranking at each section and finish
- .-.- No data available at this section
- NA No data available



Horse/Jockey Name	Smash It Maddi
Final Rank	12
Fastest Section Time (Section)	0:10.73 (1200m)
Top Speed [km/h] (Section)	67.9 (1200m)
Race State	Finished



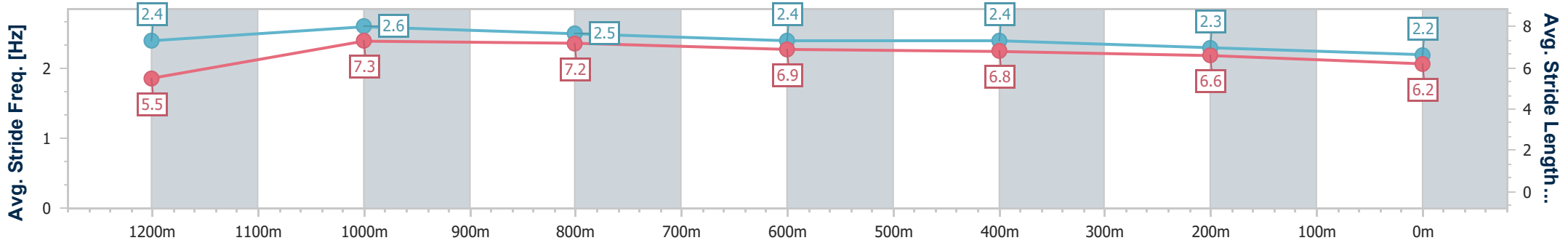
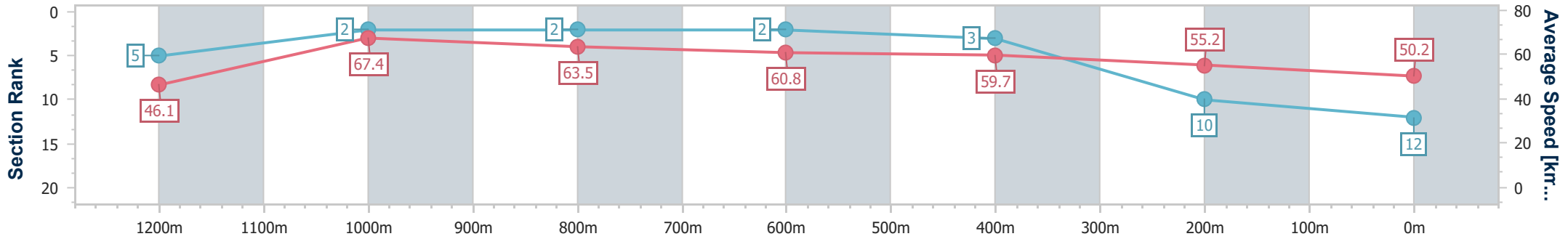
Ipswich QLD Professional
Race 5: STAR OF CSI Maiden Plate - 1350m



21 February 2024 - 17:13

Track Rating: Good 4, Weather: Fine, Rail Position: +6.5m Entire

Section	Overall	1200m	1000m	800m	600m	400m	200m
Section Times	1:25.06 [12] (0:11.70)	1:13.36 [5] (0:10.73)	1:02.63 [2] (0:11.35)	0:51.28 [2] (0:11.84)	0:39.44 [2] (0:12.05)	0:27.39 [3] (0:13.07)	0:14.32 [10] (0:14.32)
Average Speed [km/h]	46.1	67.4	63.5	60.8	59.7	55.2	50.2
Top Speed [km/h]	65.9	67.9	66.3	61.5	61.3	57.1	54.4
Avg. Dist. to Rail [m]	6.9	3.0	0.7	0.3	0.5	1.5	2.4
Avg. Stride Freq. [Hz]	2.4	2.6	2.5	2.4	2.4	2.3	2.2
Avg. Stride Length [m]	5.5	7.3	7.2	6.9	6.8	6.6	6.2



- [] Ranking at each section and finish
- .-.- No data available at this section
- NA No data available



Horse/Jockey Name	Trevino
Final Rank	13
Fastest Section Time (Section)	0:11.07 (1200m)
Top Speed [km/h] (Section)	65.8 (1200m)
Race State	Finished



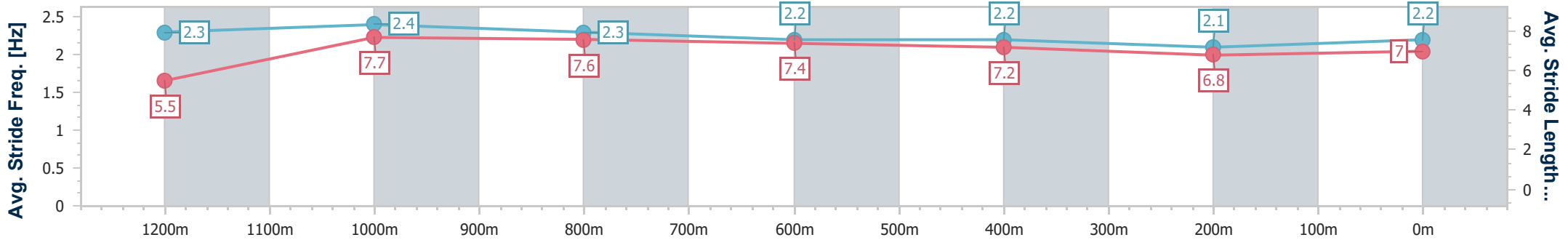
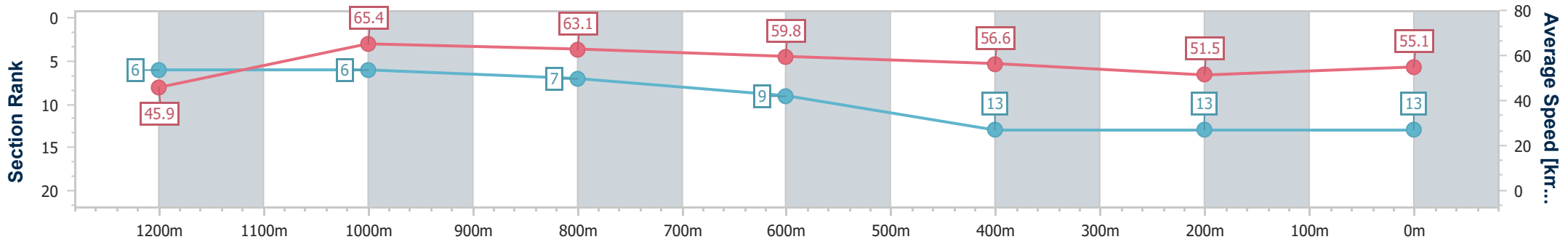
Ipswich QLD Professional
Race 5: STAR OF CSI Maiden Plate - 1350m



21 February 2024 - 17:13

Track Rating: Good 4, Weather: Fine, Rail Position: +6.5m Entire

Section	Overall	1200m	1000m	800m	600m	400m	200m
Section Times	1:26.04 [13] (0:11.76)	1:14.28 [6] (0:11.07)	1:03.21 [6] (0:11.44)	0:51.77 [7] (0:12.06)	0:39.71 [9] (0:12.71)	0:27.00 [13] (0:13.91)	0:13.09 [13] (0:13.09)
Average Speed [km/h]	45.9	65.4	63.1	59.8	56.6	51.5	55.1
Top Speed [km/h]	63.1	65.8	65.0	61.3	57.8	54.7	56.1
Avg. Dist. to Rail [m]	8.8	2.0	1.2	0.9	0.7	1.3	1.3
Avg. Stride Freq. [Hz]	2.3	2.4	2.3	2.2	2.2	2.1	2.2
Avg. Stride Length [m]	5.5	7.7	7.6	7.4	7.2	6.8	7.0



- [] Ranking at each section and finish
- .-.- No data available at this section
- NA No data available