



Ipswich QLD Professional
Race 1: GREAT NORTHERN QTIS Three-Year-Old BENCHMARK 68
Handicap - 1350m
21 February 2024 - 14:48



Track Rating: Good 4, Weather: Fine, Rail Position: +6.5m Entire

Section		Overall	1200m	1000m	800m	600m	400m	Last 600m				
Field Times		1:23.18 (0:11.71)	1:11.47 (0:11.89)	0:59.58 (0:12.51)	0:47.07 (0:12.42)	0:34.65 (0:11.76)	0:22.89 (0:11.38)	0:34.65				
Rank	TAB Horse/Jockey	Barrier	Top Speed [km/h]	Fastest Section	Distance Travelled [m]							
1	2 LAYDOWNLILY Cejay Graham	1	64.3 200m	0:11.38 400m	1:23.18 [1] (0:11.71)	1:11.47 [1] (0:11.89)	0:59.58 [1] (0:12.51)	0:47.07 [1] (0:12.42)	0:34.65 [1] (0:11.76)	0:22.89 [1] (0:11.38)	0:34.65	
2	1 BERNICE'S SPIRIT Sean Cormack	2	65.7 200m	0:11.33 400m	1:23.24 [2] (0:12.05)	1:11.19 [4] (0:11.72)	0:59.47 [3] (0:12.51)	0:46.96 [3] (0:12.45)	0:34.51 [3] (0:11.79)	0:22.72 [4] (0:11.33)	0:34.51	+1
3	3 MISS SHA BLUE Damien Thornton	6	63.7 400m	0:11.44 400m	1:23.48 [3] (0:11.75)	1:11.73 [2] (0:11.91)	0:59.82 [2] (0:12.47)	0:47.35 [2] (0:12.40)	0:34.95 [1] (0:11.79)	0:23.16 [2] (0:11.44)	0:34.95	+5
4	5 UP THE COUNTRY James Orman	7	64.4 400m	0:11.37 400m	1:23.60 [4] (0:12.17)	1:11.43 [6] (0:11.82)	0:59.61 [5] (0:12.55)	0:47.06 [5] (0:12.39)	0:34.67 [5] (0:11.71)	0:22.96 [5] (0:11.37)	0:34.67	+4
5	4 FIVE STAR VIXEN Andrew Mallyon	3	64.0 200m	0:11.41 400m	1:23.82 [5] (0:11.90)	1:11.92 [3] (0:11.90)	1:00.02 [4] (0:12.52)	0:47.50 [4] (0:12.43)	0:35.07 [4] (0:11.71)	0:23.36 [3] (0:11.41)	0:35.07	+7
6	7 NATIVE BEAUTY Nathan Thomas	4	61.3 600m	0:11.90 400m	1:25.12 [6] (0:12.07)	1:13.05 [5] (0:11.99)	1:01.06 [6] (0:12.53)	0:48.53 [6] (0:12.41)	0:36.12 [6] (0:11.97)	0:24.15 [6] (0:11.90)	0:36.12	+4

Scratched: Revitup Charlie (#6)

[] Ranking at each section and finish
 -:-:- No data available at this section
 NA No data available

SCN Saddle cloth number
 DNF Did not finish
 DNT Did not track



Ipswich QLD Professional
Race 1: GREAT NORTHERN QTIS Three-Year-Old BENCHMARK 68
Handicap - 1350m
21 February 2024 - 14:48



Track Rating: Good 4, Weather: Fine, Rail Position: +6.5m Entire

Section				200m				Last 600m		
Field Times				0:11.51 (0:11.51)				0:34.65		
Rank	TAB	Horse/Jockey	Barrier	Top Speed [km/h]	Fastest Section	Margin			Distance Travelled [m]	
1	2	LAYDOWNLILY Cejay Graham	1	64.3 200m	0:11.38 400m	0:11.51 [1] (0:11.51)	1:23.18		0:34.65	
2	1	BERNICE'S SPIRIT Sean Cormack	2	65.7 200m	0:11.33 400m	0:11.39 [3] (0:11.39)	0.35L		0:34.51	+1
3	3	MISS SHA BLUE Damien Thornton	6	63.7 400m	0:11.44 400m	0:11.72 [2] (0:11.72)	1.75L		0:34.95	+5
4	5	UP THE COUNTRY James Orman	7	64.4 400m	0:11.37 400m	0:11.59 [5] (0:11.59)	2.44L		0:34.67	+4
5	4	FIVE STAR VIXEN Andrew Mallyon	3	64.0 200m	0:11.41 400m	0:11.95 [4] (0:11.95)	3.77L		0:35.07	+7
6	7	NATIVE BEAUTY Nathan Thomas	4	61.3 600m	0:11.90 400m	0:12.25 [6] (0:12.25)	11.42L		0:36.12	+4

Scratched: Revitup Charlie (#6)

[] Ranking at each section and finish
 -:-:- No data available at this section
 NA No data available

SCN Saddle cloth number
 DNF Did not finish
 DNT Did not track



Horse/Jockey Name	Laydownlily
Final Rank	1
Fastest Section Time (Section)	0:11.38 (400m)
Top Speed [km/h] (Section)	64.3 (200m)
Race State	Finished

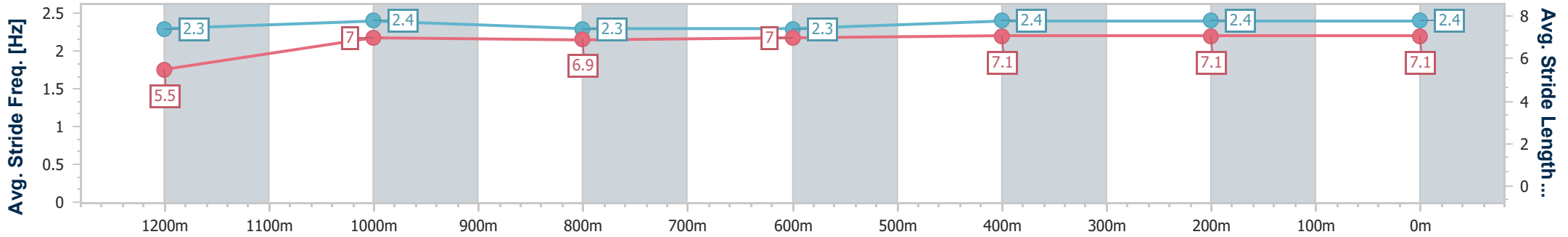
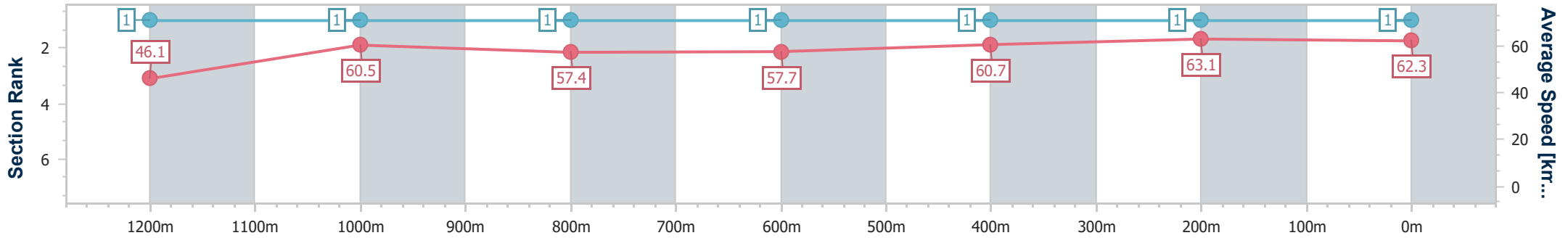


Ipswich QLD Professional
 Race 1: GREAT NORTHERN QTIS Three-Year-Old BENCHMARK
 68 Handicap - 1350m
 21 February 2024 - 14:48



Track Rating: Good 4, Weather: Fine, Rail Position: +6.5m Entire

Section	Overall	1200m	1000m	800m	600m	400m	200m
Section Times	1:23.18 [1] (0:11.71)	1:11.47 [1] (0:11.89)	0:59.58 [1] (0:12.51)	0:47.07 [1] (0:12.42)	0:34.65 [1] (0:11.76)	0:22.89 [1] (0:11.38)	0:11.51 [1] (0:11.51)
Average Speed [km/h]	46.1	60.5	57.4	57.7	60.7	63.1	62.3
Top Speed [km/h]	61.5	62.8	57.8	58.3	62.2	63.5	64.3
Avg. Dist. to Rail [m]	2.3	0.6	0.9	1.6	1.8	1.0	0.2
Avg. Stride Freq. [Hz]	2.3	2.4	2.3	2.3	2.4	2.4	2.4
Avg. Stride Length [m]	5.5	7.0	6.9	7.0	7.1	7.1	7.1



- [] Ranking at each section and finish
- .-.- No data available at this section
- NA No data available



Horse/Jockey Name	Bernice's Spirit
Final Rank	2
Fastest Section Time (Section)	0:11.33 (400m)
Top Speed [km/h] (Section)	65.7 (200m)
Race State	Finished

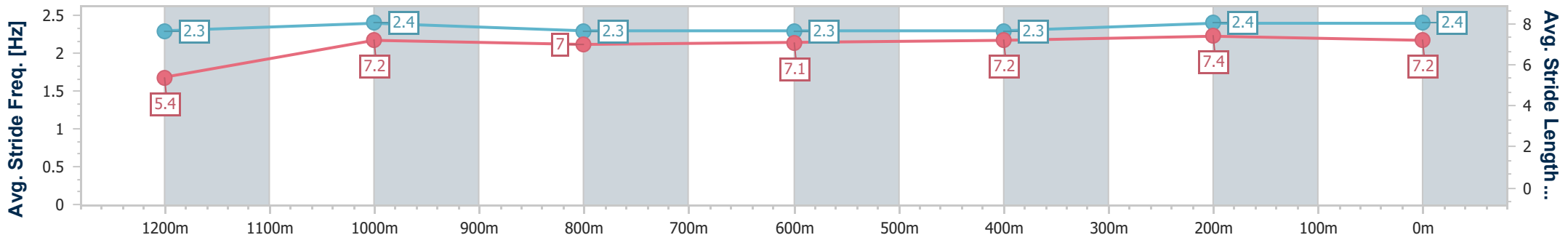
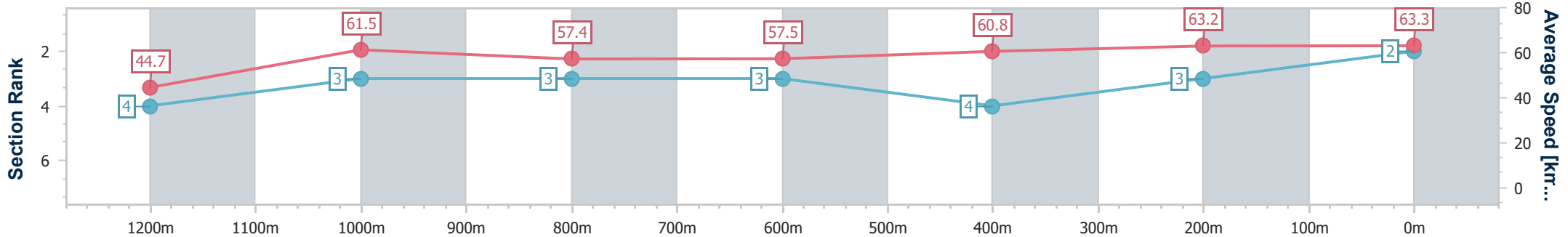


Ipswich QLD Professional
 Race 1: GREAT NORTHERN QTIS Three-Year-Old BENCHMARK
 68 Handicap - 1350m
 21 February 2024 - 14:48



Track Rating: Good 4, Weather: Fine, Rail Position: +6.5m Entire

Section	Overall	1200m	1000m	800m	600m	400m	200m
Section Times	1:23.24 [2] (0:12.05)	1:11.19 [4] (0:11.72)	0:59.47 [3] (0:12.51)	0:46.96 [3] (0:12.45)	0:34.51 [3] (0:11.79)	0:22.72 [4] (0:11.33)	0:11.39 [3] (0:11.39)
Average Speed [km/h]	44.7	61.5	57.4	57.5	60.8	63.2	63.3
Top Speed [km/h]	62.1	63.8	57.9	58.0	62.7	65.1	65.7
Avg. Dist. to Rail [m]	2.2	0.8	1.0	1.4	1.4	0.8	1.6
Avg. Stride Freq. [Hz]	2.3	2.4	2.3	2.3	2.3	2.4	2.4
Avg. Stride Length [m]	5.4	7.2	7.0	7.1	7.2	7.4	7.2



- [] Ranking at each section and finish
- .-.- No data available at this section
- NA No data available



Horse/Jockey Name	Miss Sha Blue
Final Rank	3
Fastest Section Time (Section)	0:11.44 (400m)
Top Speed [km/h] (Section)	63.7 (400m)
Race State	Finished

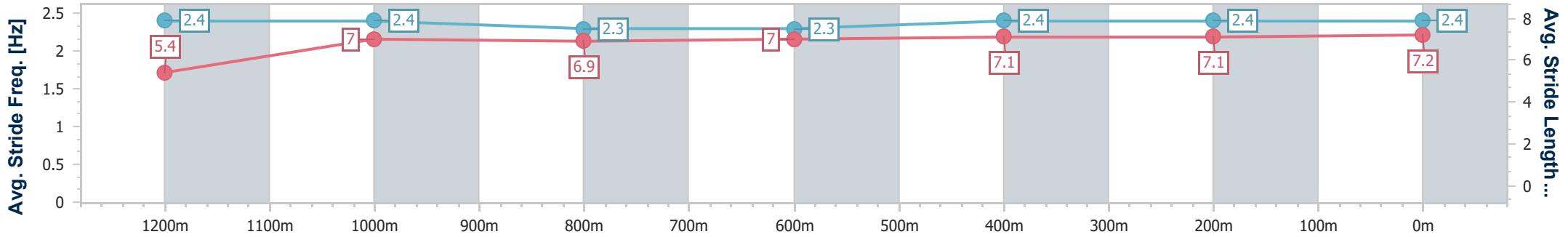
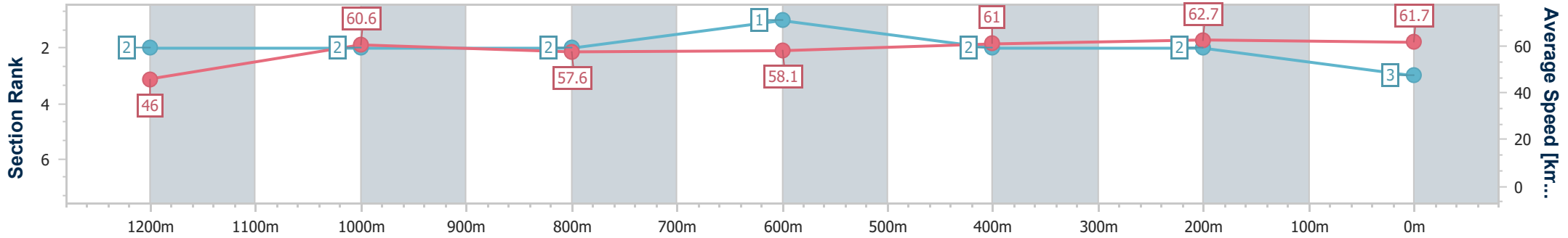


Ipswich QLD Professional
 Race 1: GREAT NORTHERN QTIS Three-Year-Old BENCHMARK
 68 Handicap - 1350m
 21 February 2024 - 14:48



Track Rating: Good 4, Weather: Fine, Rail Position: +6.5m Entire

Section	Overall	1200m	1000m	800m	600m	400m	200m
Section Times	1:23.48 [3] (0:11.75)	1:11.73 [2] (0:11.91)	0:59.82 [2] (0:12.47)	0:47.35 [2] (0:12.40)	0:34.95 [1] (0:11.79)	0:23.16 [2] (0:11.44)	0:11.72 [2] (0:11.72)
Average Speed [km/h]	46.0	60.6	57.6	58.1	61.0	62.7	61.7
Top Speed [km/h]	61.0	61.9	58.3	58.4	62.3	63.7	63.6
Avg. Dist. to Rail [m]	1.7	0.6	0.3	0.5	0.1	0.5	1.0
Avg. Stride Freq. [Hz]	2.4	2.4	2.3	2.3	2.4	2.4	2.4
Avg. Stride Length [m]	5.4	7.0	6.9	7.0	7.1	7.1	7.2



- [] Ranking at each section and finish
- .-.- No data available at this section
- NA No data available



Horse/Jockey Name	Up The Country
Final Rank	4
Fastest Section Time (Section)	0:11.37 (400m)
Top Speed [km/h] (Section)	64.4 (400m)
Race State	Finished

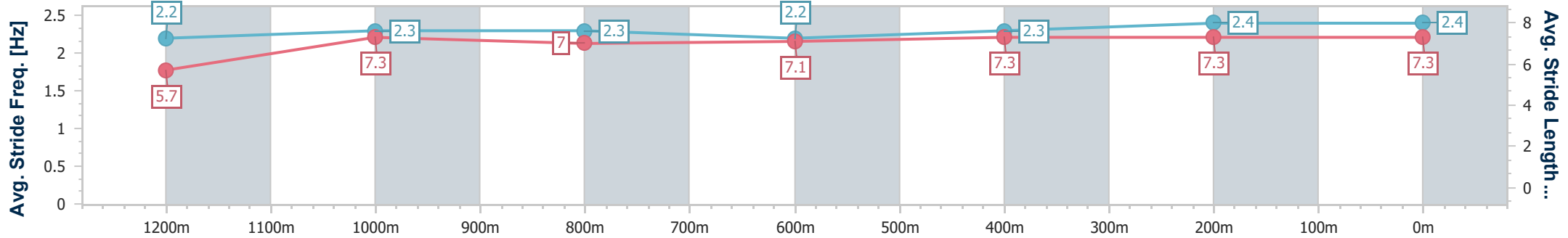
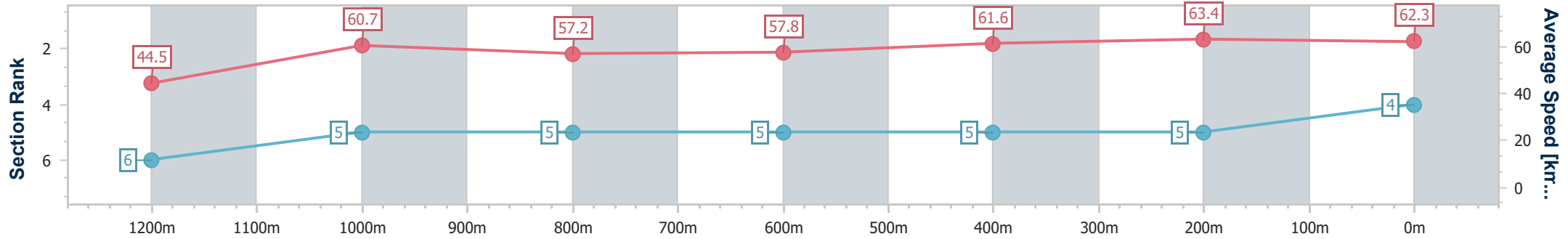


Ipswich QLD Professional
 Race 1: GREAT NORTHERN QTIS Three-Year-Old BENCHMARK
 68 Handicap - 1350m
 21 February 2024 - 14:48



Track Rating: Good 4, Weather: Fine, Rail Position: +6.5m Entire

Section	Overall	1200m	1000m	800m	600m	400m	200m
Section Times	1:23.60 [4] (0:12.17)	1:11.43 [6] (0:11.82)	0:59.61 [5] (0:12.55)	0:47.06 [5] (0:12.39)	0:34.67 [5] (0:11.71)	0:22.96 [5] (0:11.37)	0:11.59 [5] (0:11.59)
Average Speed [km/h]	44.5	60.7	57.2	57.8	61.6	63.4	62.3
Top Speed [km/h]	59.0	62.9	59.5	58.1	63.1	64.4	64.2
Avg. Dist. to Rail [m]	3.0	0.5	0.9	1.2	0.5	1.3	3.8
Avg. Stride Freq. [Hz]	2.2	2.3	2.3	2.2	2.3	2.4	2.4
Avg. Stride Length [m]	5.7	7.3	7.0	7.1	7.3	7.3	7.3



- [] Ranking at each section and finish
- .-.- No data available at this section
- NA No data available



Horse/Jockey Name	Five Star Vixen
Final Rank	5
Fastest Section Time (Section)	0:11.41 (400m)
Top Speed [km/h] (Section)	64.0 (200m)
Race State	Finished

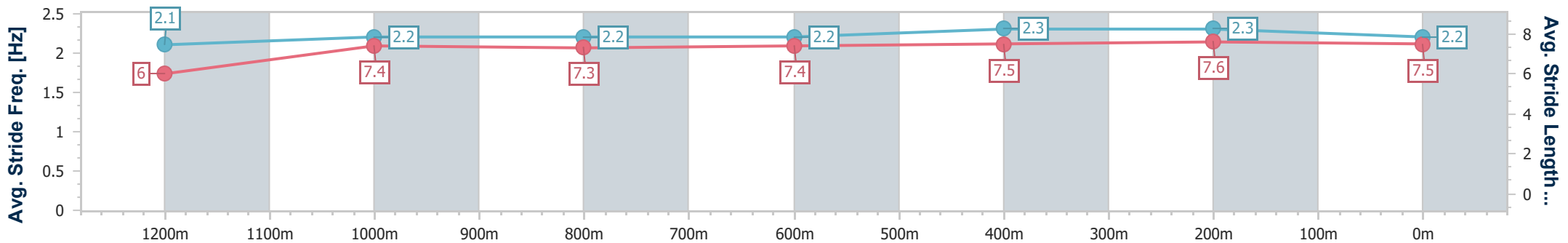
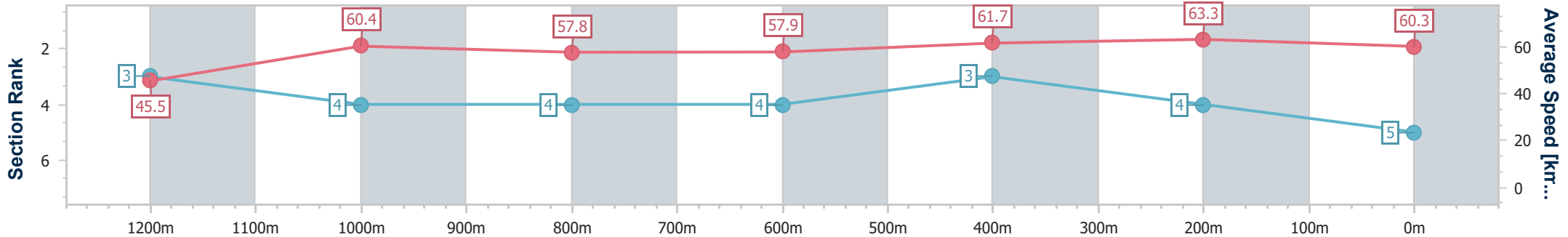


Ipswich QLD Professional
 Race 1: GREAT NORTHERN QTIS Three-Year-Old BENCHMARK
 68 Handicap - 1350m
 21 February 2024 - 14:48



Track Rating: Good 4, Weather: Fine, Rail Position: +6.5m Entire

Section	Overall	1200m	1000m	800m	600m	400m	200m
Section Times	1:23.82 [5] (0:11.90)	1:11.92 [3] (0:11.90)	1:00.02 [4] (0:12.52)	0:47.50 [4] (0:12.43)	0:35.07 [4] (0:11.71)	0:23.36 [3] (0:11.41)	0:11.95 [4] (0:11.95)
Average Speed [km/h]	45.5	60.4	57.8	57.9	61.7	63.3	60.3
Top Speed [km/h]	61.1	61.9	58.2	58.7	63.0	64.0	64.0
Avg. Dist. to Rail [m]	1.2	0.9	0.4	0.1	0.7	1.3	2.3
Avg. Stride Freq. [Hz]	2.1	2.2	2.2	2.2	2.3	2.3	2.2
Avg. Stride Length [m]	6.0	7.4	7.3	7.4	7.5	7.6	7.5



- [] Ranking at each section and finish
- .-.- No data available at this section
- NA No data available



Horse/Jockey Name	Native Beauty
Final Rank	6
Fastest Section Time (Section)	0:11.90 (400m)
Top Speed [km/h] (Section)	61.3 (600m)
Race State	Finished

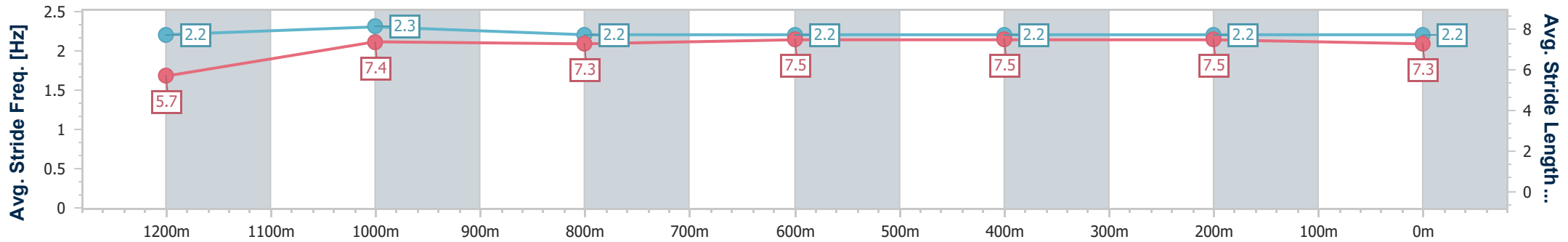
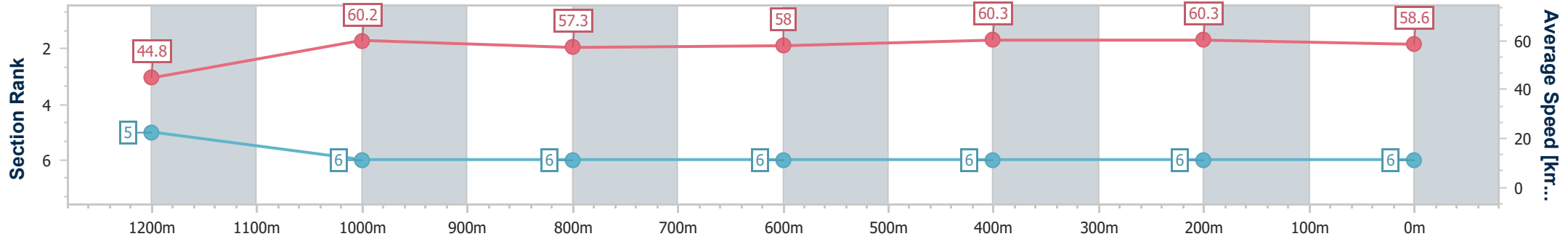


Ipswich QLD Professional
 Race 1: GREAT NORTHERN QTIS Three-Year-Old BENCHMARK
 68 Handicap - 1350m
 21 February 2024 - 14:48



Track Rating: Good 4, Weather: Fine, Rail Position: +6.5m Entire

Section	Overall	1200m	1000m	800m	600m	400m	200m
Section Times	1:25.12 [6] (0:12.07)	1:13.05 [5] (0:11.99)	1:01.06 [6] (0:12.53)	0:48.53 [6] (0:12.41)	0:36.12 [6] (0:11.97)	0:24.15 [6] (0:11.90)	0:12.25 [6] (0:12.25)
Average Speed [km/h]	44.8	60.2	57.3	58.0	60.3	60.3	58.6
Top Speed [km/h]	60.0	61.3	58.5	58.5	61.3	60.8	60.3
Avg. Dist. to Rail [m]	1.7	1.2	0.5	0.6	0.3	1.0	1.0
Avg. Stride Freq. [Hz]	2.2	2.3	2.2	2.2	2.2	2.2	2.2
Avg. Stride Length [m]	5.7	7.4	7.3	7.5	7.5	7.5	7.3



- [] Ranking at each section and finish
- .-.- No data available at this section
- NA No data available

Track Rating: Good 4, Weather: Fine, Rail Position: +6.5m Entire

Section		Overall	1400m	1200m	1000m	800m	600m	400m	Last 600m				
Field Times		1:43.65 (0:19.56)	1:24.09 (0:11.13)	1:12.96 (0:11.87)	1:01.09 (0:12.33)	0:48.76 (0:12.32)	0:36.44 (0:12.01)	0:24.43 (0:12.07)	0:36.44				
Rank	TAB Horse/Jockey	Barrier	Top Speed [km/h]	Fastest Section									Distance Travelled [m]
1	1 WHISKY DREAM Cejay Graham	6	67.3 1400m	0:11.13 1400m	1:43.65 [1] (0:19.56)	1:24.09 [1] (0:11.13)	1:12.96 [1] (0:11.87)	1:01.09 [1] (0:12.33)	0:48.76 [1] (0:12.32)	0:36.44 [1] (0:12.01)	0:24.43 [1] (0:12.07)	0:36.44	
2	6 QUEST OF QUESTS Stacey Callow	2	65.6 Overall	0:11.17 1400m	1:43.83 [2] (0:19.81)	1:24.02 [5] (0:11.17)	1:12.85 [4] (0:11.92)	1:00.93 [4] (0:12.33)	0:48.60 [3] (0:12.34)	0:36.26 [3] (0:11.99)	0:24.27 [3] (0:12.08)	0:36.26	+2
3	5 SERENADE THE CAT Bailey Wheeler	7	65.3 Overall	0:11.18 1400m	1:44.25 [3] (0:20.12)	1:24.13 [6] (0:11.18)	1:12.95 [6] (0:11.95)	1:01.00 [6] (0:12.32)	0:48.68 [6] (0:12.35)	0:36.33 [6] (0:11.82)	0:24.51 [5] (0:12.06)	0:36.33	+4
4	2 DIESEL Georgina Cartwright	1	65.7 Overall	0:11.20 1400m	1:44.53 [4] (0:19.78)	1:24.75 [4] (0:11.20)	1:13.55 [5] (0:12.16)	1:01.39 [5] (0:12.37)	0:49.02 [5] (0:12.31)	0:36.71 [5] (0:11.93)	0:24.78 [6] (0:12.22)	0:36.71	-1
5	4 SPIRIT OF BEANS Michael Rodd	3	68.3 1400m	0:11.09 1400m	1:44.76 [5] (0:19.72)	1:25.04 [2] (0:11.09)	1:13.95 [2] (0:12.06)	1:01.89 [3] (0:12.44)	0:49.45 [4] (0:12.31)	0:37.14 [4] (0:12.06)	0:25.08 [4] (0:12.34)	0:37.14	-2
6	3 FLOP TURN RIVER Les Tilley	4	66.2 1400m	0:11.17 1400m	1:44.85 [6] (0:19.76)	1:25.09 [3] (0:11.17)	1:13.92 [3] (0:11.75)	1:02.17 [2] (0:12.30)	0:49.87 [2] (0:12.31)	0:37.56 [2] (0:12.12)	0:25.44 [2] (0:12.48)	0:37.56	+3

Scratched: Winter Thorn (#7)



Ipswich QLD Professional
 Race 2: SCHWEPPEES Class 3 Handicap (4YO only QTIS bonuses applicable) - 1690m
 21 February 2024 - 15:23



Track Rating: Good 4, Weather: Fine, Rail Position: +6.5m Entire

Section				200m				Last 600m	
Field Times				0:12.36 (0:12.36)				0:36.44	
Rank	TAB	Horse/Jockey	Barrier	Top Speed [km/h]	Fastest Section	Margin			Distance Travelled [m]
1	1	WHISKY DREAM Cejay Graham	6	67.3 1400m	0:11.13 1400m	0:12.36 [1] (0:12.36)	1:43.65		0:36.44
2	6	QUEST OF QUESTS Stacey Callow	2	65.6 Overall	0:11.17 1400m	0:12.19 [2] (0:12.19)	1.04L		0:36.26 +2
3	5	SERENADE THE CAT Bailey Wheeler	7	65.3 Overall	0:11.18 1400m	0:12.45 [3] (0:12.45)	3.52L		0:36.33 +4
4	2	DIESEL Georgina Cartwright	1	65.7 Overall	0:11.20 1400m	0:12.56 [5] (0:12.56)	5.19L		0:36.71 -1
5	4	SPIRIT OF BEANS Michael Rodd	3	68.3 1400m	0:11.09 1400m	0:12.74 [6] (0:12.74)	6.54L		0:37.14 -2
6	3	FLOP TURN RIVER Les Tilley	4	66.2 1400m	0:11.17 1400m	0:12.96 [4] (0:12.96)	7.04L		0:37.56 +3

Scratched: Winter Thorn (#7)

[] Ranking at each section and finish
 -:-:-:- No data available at this section
 NA No data available

SCN Saddle cloth number
 DNF Did not finish
 DNT Did not track



Horse/Jockey Name	Whisky Dream
Final Rank	1
Fastest Section Time (Section)	0:11.13 (1400m)
Top Speed [km/h] (Section)	67.3 (1400m)
Race State	Finished



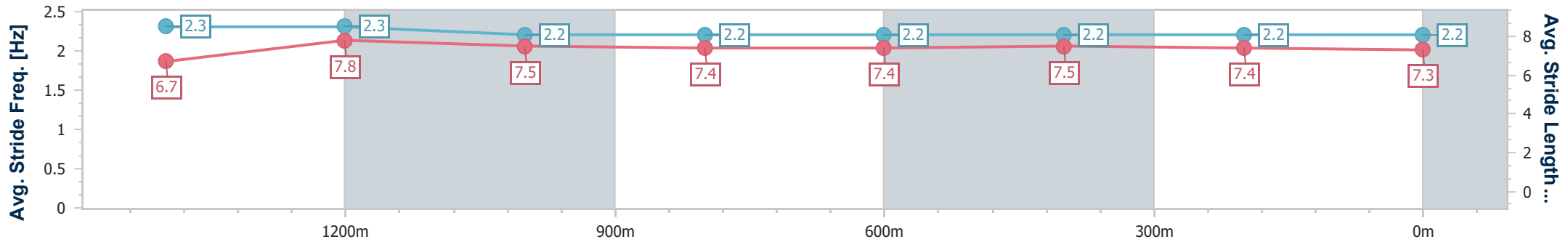
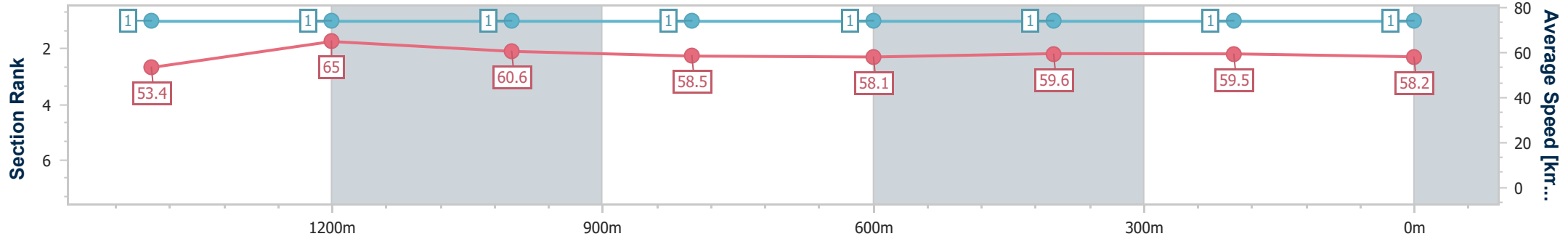
Ipswich QLD Professional
 Race 2: SCHWEPPE'S Class 3 Handicap (4YO only QTIS
 bonuses applicable) - 1690m



21 February 2024 - 15:23

Track Rating: Good 4, Weather: Fine, Rail Position: +6.5m Entire

Section	Overall	1400m	1200m	1000m	800m	600m	400m	200m
Section Times	1:43.65 [1] (0:19.56)	1:24.09 [1] (0:11.13)	1:12.96 [1] (0:11.87)	1:01.09 [1] (0:12.33)	0:48.76 [1] (0:12.32)	0:36.44 [1] (0:12.01)	0:24.43 [1] (0:12.07)	0:12.36 [1] (0:12.36)
Average Speed [km/h]	53.4	65.0	60.6	58.5	58.1	59.6	59.5	58.2
Top Speed [km/h]	67.3	67.3	63.1	59.4	59.1	60.1	60.0	59.4
Avg. Dist. to Rail [m]	4.8	0.6	0.3	0.3	0.9	1.3	1.3	0.8
Avg. Stride Freq. [Hz]	2.3	2.3	2.2	2.2	2.2	2.2	2.2	2.2
Avg. Stride Length [m]	6.7	7.8	7.5	7.4	7.4	7.5	7.4	7.3



- [] Ranking at each section and finish
- .-.- No data available at this section
- NA No data available



Horse/Jockey Name	Quest Of Quests
Final Rank	2
Fastest Section Time (Section)	0:11.17 (1400m)
Top Speed [km/h] (Section)	65.6 (Overall)
Race State	Finished



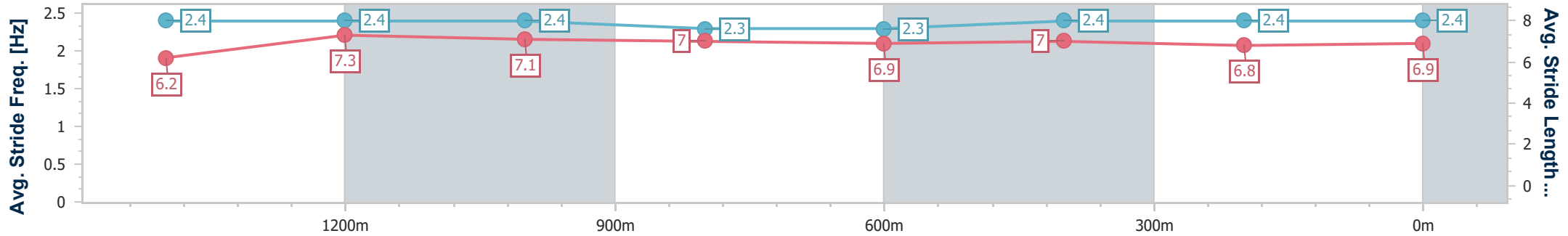
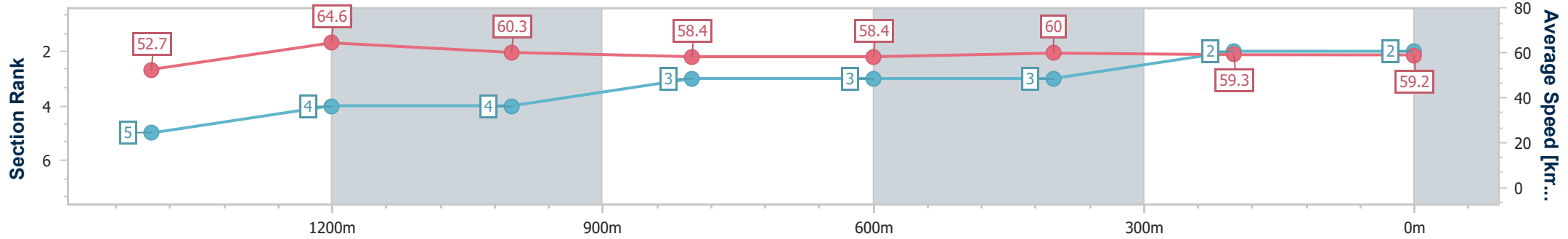
Ipswich QLD Professional
 Race 2: SCHWEPPE'S Class 3 Handicap (4YO only QTIS
 bonuses applicable) - 1690m



21 February 2024 - 15:23

Track Rating: Good 4, Weather: Fine, Rail Position: +6.5m Entire

Section	Overall	1400m	1200m	1000m	800m	600m	400m	200m
Section Times	1:43.83 [2] (0:19.81)	1:24.02 [5] (0:11.17)	1:12.85 [4] (0:11.92)	1:00.93 [4] (0:12.33)	0:48.60 [3] (0:12.34)	0:36.26 [3] (0:11.99)	0:24.27 [3] (0:12.08)	0:12.19 [2] (0:12.19)
Average Speed [km/h]	52.7	64.6	60.3	58.4	58.4	60.0	59.3	59.2
Top Speed [km/h]	65.6	65.6	62.4	59.1	58.8	60.6	60.4	60.0
Avg. Dist. to Rail [m]	1.8	0.2	0.3	0.1	0.2	0.4	0.3	0.3
Avg. Stride Freq. [Hz]	2.4	2.4	2.4	2.3	2.3	2.4	2.4	2.4
Avg. Stride Length [m]	6.2	7.3	7.1	7.0	6.9	7.0	6.8	6.9



- [] Ranking at each section and finish
- .-.- No data available at this section
- NA No data available



Horse/Jockey Name	Serenade The Cat
Final Rank	3
Fastest Section Time (Section)	0:11.18 (1400m)
Top Speed [km/h] (Section)	65.3 (Overall)
Race State	Finished



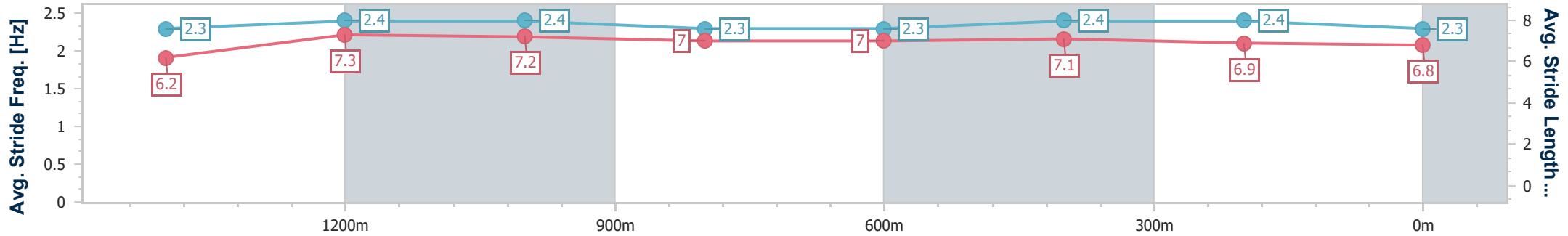
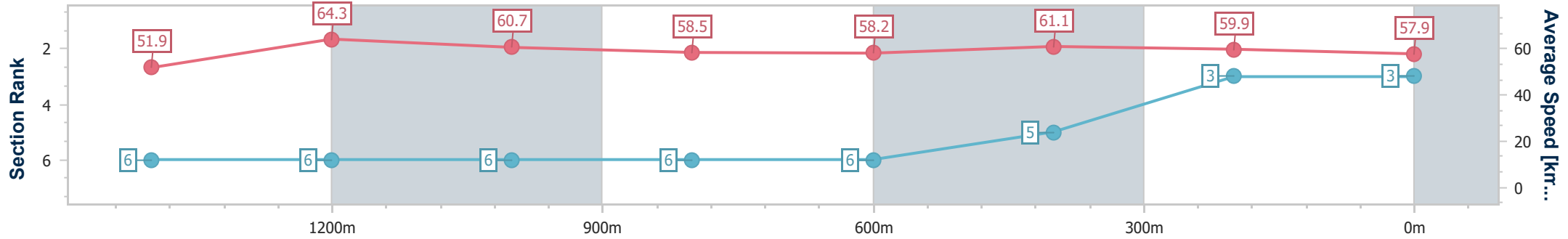
Ipswich QLD Professional
 Race 2: SCHWEPPES Class 3 Handicap (4YO only QTIS
 bonuses applicable) - 1690m



21 February 2024 - 15:23

Track Rating: Good 4, Weather: Fine, Rail Position: +6.5m Entire

Section	Overall	1400m	1200m	1000m	800m	600m	400m	200m
Section Times	1:44.25 [3] (0:20.12)	1:24.13 [6] (0:11.18)	1:12.95 [6] (0:11.95)	1:01.00 [6] (0:12.32)	0:48.68 [6] (0:12.35)	0:36.33 [6] (0:11.82)	0:24.51 [5] (0:12.06)	0:12.45 [3] (0:12.45)
Average Speed [km/h]	51.9	64.3	60.7	58.5	58.2	61.1	59.9	57.9
Top Speed [km/h]	65.3	65.3	63.7	59.5	58.9	62.8	62.8	59.3
Avg. Dist. to Rail [m]	4.7	0.6	1.3	1.3	0.3	0.3	1.8	1.7
Avg. Stride Freq. [Hz]	2.3	2.4	2.4	2.3	2.3	2.4	2.4	2.3
Avg. Stride Length [m]	6.2	7.3	7.2	7.0	7.0	7.1	6.9	6.8



- [] Ranking at each section and finish
- .-.- No data available at this section
- NA No data available



Horse/Jockey Name	Diesel
Final Rank	4
Fastest Section Time (Section)	0:11.20 (1400m)
Top Speed [km/h] (Section)	65.7 (Overall)
Race State	Finished



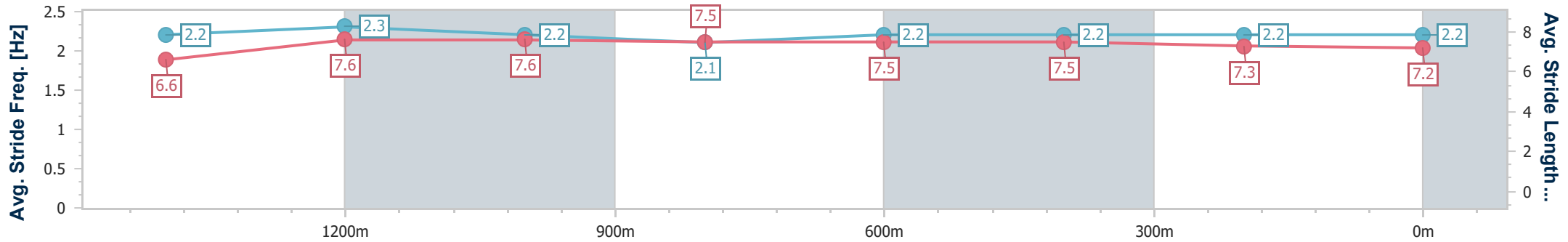
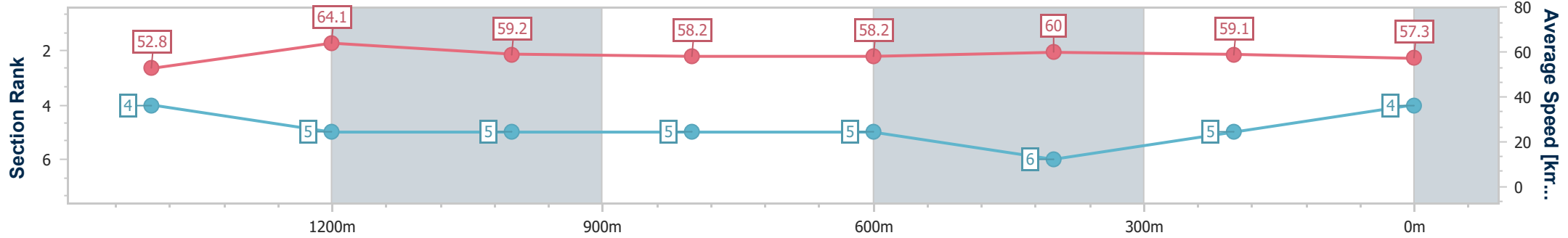
Ipswich QLD Professional
 Race 2: SCHWEPPES Class 3 Handicap (4YO only QTIS
 bonuses applicable) - 1690m



21 February 2024 - 15:23

Track Rating: Good 4, Weather: Fine, Rail Position: +6.5m Entire

Section	Overall	1400m	1200m	1000m	800m	600m	400m	200m
Section Times	1:44.53 [4] (0:19.78)	1:24.75 [4] (0:11.20)	1:13.55 [5] (0:12.16)	1:01.39 [5] (0:12.37)	0:49.02 [5] (0:12.31)	0:36.71 [5] (0:11.93)	0:24.78 [6] (0:12.22)	0:12.56 [5] (0:12.56)
Average Speed [km/h]	52.8	64.1	59.2	58.2	58.2	60.0	59.1	57.3
Top Speed [km/h]	65.7	64.9	61.4	58.4	59.3	60.9	60.3	59.5
Avg. Dist. to Rail [m]	1.5	0.4	0.3	0.5	1.0	0.8	0.5	0.3
Avg. Stride Freq. [Hz]	2.2	2.3	2.2	2.1	2.2	2.2	2.2	2.2
Avg. Stride Length [m]	6.6	7.6	7.6	7.5	7.5	7.5	7.3	7.2



- [] Ranking at each section and finish
- .-.- No data available at this section
- NA No data available



Horse/Jockey Name	Spirit Of Beans
Final Rank	5
Fastest Section Time (Section)	0:11.09 (1400m)
Top Speed [km/h] (Section)	68.3 (1400m)
Race State	Finished



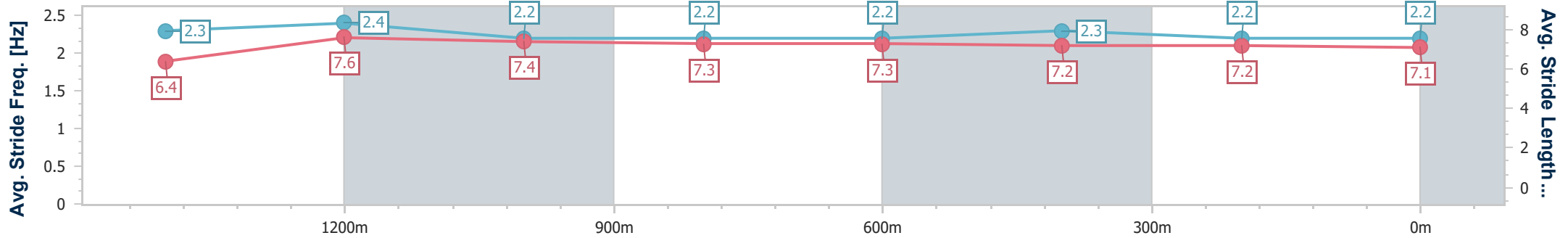
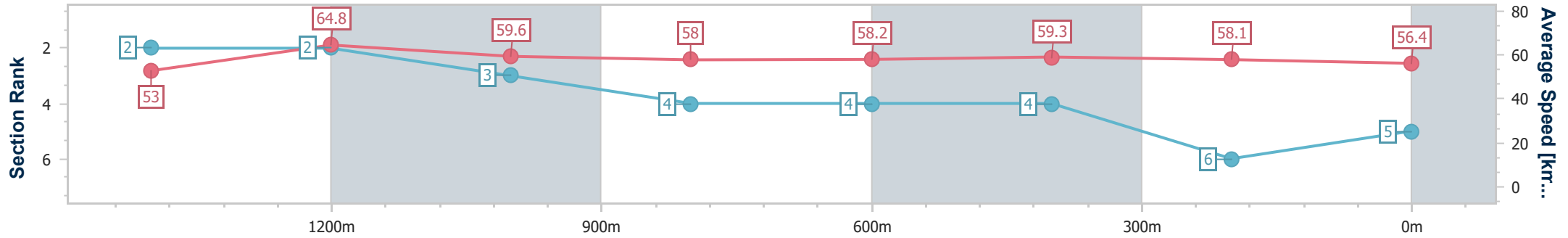
Ipswich QLD Professional
 Race 2: SCHWEPPES Class 3 Handicap (4YO only QTIS
 bonuses applicable) - 1690m



21 February 2024 - 15:23

Track Rating: Good 4, Weather: Fine, Rail Position: +6.5m Entire

Section	Overall	1400m	1200m	1000m	800m	600m	400m	200m
Section Times	1:44.76 [5] (0:19.72)	1:25.04 [2] (0:11.09)	1:13.95 [2] (0:12.06)	1:01.89 [3] (0:12.44)	0:49.45 [4] (0:12.31)	0:37.14 [4] (0:12.06)	0:25.08 [4] (0:12.34)	0:12.74 [6] (0:12.74)
Average Speed [km/h]	53.0	64.8	59.6	58.0	58.2	59.3	58.1	56.4
Top Speed [km/h]	67.8	68.3	61.5	58.5	58.8	60.1	58.8	57.8
Avg. Dist. to Rail [m]	3.2	0.6	0.2	0.3	0.8	1.6	1.2	1.2
Avg. Stride Freq. [Hz]	2.3	2.4	2.2	2.2	2.2	2.3	2.2	2.2
Avg. Stride Length [m]	6.4	7.6	7.4	7.3	7.3	7.2	7.2	7.1



- [] Ranking at each section and finish
- .-.- No data available at this section
- NA No data available



Horse/Jockey Name	Flop Turn River
Final Rank	6
Fastest Section Time (Section)	0:11.17 (1400m)
Top Speed [km/h] (Section)	66.2 (1400m)
Race State	Finished



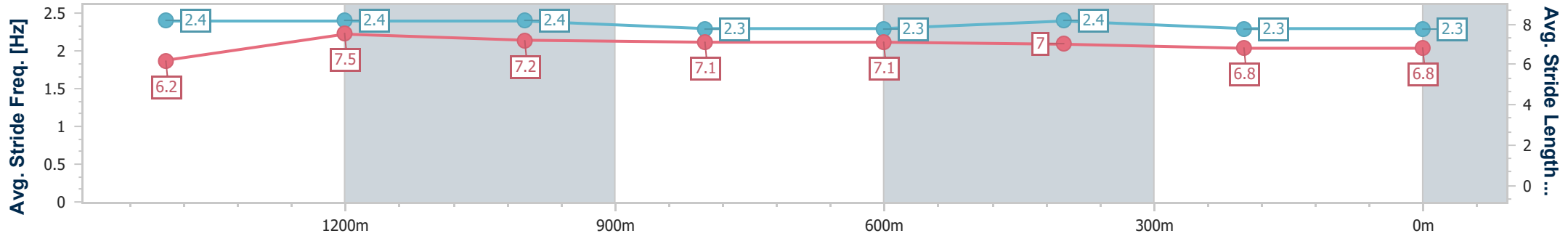
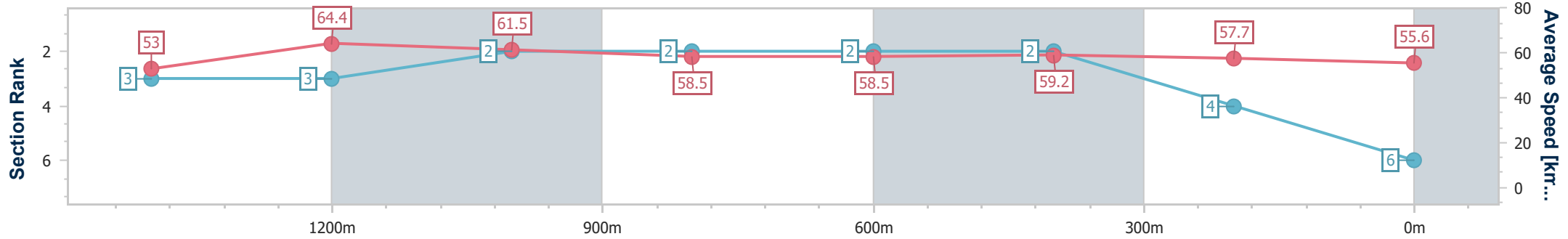
Ipswich QLD Professional
 Race 2: SCHWEPPE'S Class 3 Handicap (4YO only QTIS
 bonuses applicable) - 1690m



21 February 2024 - 15:23

Track Rating: Good 4, Weather: Fine, Rail Position: +6.5m Entire

Section	Overall	1400m	1200m	1000m	800m	600m	400m	200m
Section Times	1:44.85 [6] (0:19.76)	1:25.09 [3] (0:11.17)	1:13.92 [3] (0:11.75)	1:02.17 [2] (0:12.30)	0:49.87 [2] (0:12.31)	0:37.56 [2] (0:12.12)	0:25.44 [2] (0:12.48)	0:12.96 [4] (0:12.96)
Average Speed [km/h]	53.0	64.4	61.5	58.5	58.5	59.2	57.7	55.6
Top Speed [km/h]	66.1	66.2	63.2	59.3	59.4	59.9	58.7	57.2
Avg. Dist. to Rail [m]	4.3	0.5	0.6	0.1	0.5	0.4	0.7	1.3
Avg. Stride Freq. [Hz]	2.4	2.4	2.4	2.3	2.3	2.4	2.3	2.3
Avg. Stride Length [m]	6.2	7.5	7.2	7.1	7.1	7.0	6.8	6.8



- [] Ranking at each section and finish
- .-.- No data available at this section
- NA No data available

Track Rating: Good 4, Weather: Fine, Rail Position: +6.5m Entire

Section		Overall	1400m	1200m	1000m	800m	600m	400m	Last 600m				
Field Times		1:44.02 (0:19.41)	1:24.61 (0:11.41)	1:13.20 (0:12.50)	1:00.70 (0:12.29)	0:48.41 (0:12.06)	0:36.35 (0:12.36)	0:23.99 (0:11.88)	0:36.35				
Rank	TAB Horse/Jockey	Barrier	Top Speed [km/h]	Fastest Section									Distance Travelled [m]
1	11 MOSZUR Ryan Maloney	5	65.8	0:11.55	1:44.02 [1] (0:19.61)	1:24.41 [3] (0:11.55)	1:12.86 [3] (0:12.45)	1:00.41 [3] (0:12.00)	0:48.41 [1] (0:12.06)	0:36.35 [1] (0:12.36)	0:23.99 [1] (0:11.88)	0:36.35	
2	4 KENSHIN MARU Boris Thornton	9	63.3	0:11.71	1:44.66 [2] (0:20.48)	1:24.18 [8] (0:11.71)	1:12.47 [8] (0:11.96)	1:00.51 [6] (0:12.20)	0:48.31 [7] (0:11.93)	0:36.38 [7] (0:12.25)	0:24.13 [5] (0:12.05)	0:36.38	+3
3	3 BOVIDAE Taylor Marshall	1	63.8	0:11.65	1:45.16 [3] (0:19.86)	1:25.30 [4] (0:11.65)	1:13.65 [4] (0:12.34)	1:01.31 [4] (0:12.20)	0:49.11 [4] (0:12.00)	0:37.11 [4] (0:12.28)	0:24.83 [4] (0:12.52)	0:37.11	+3
4	9 FIREBOLT Bailey Wheeler	7	63.4	0:11.74	1:45.19 [4] (0:20.18)	1:25.01 [7] (0:11.74)	1:13.27 [7] (0:12.25)	1:01.02 [7] (0:12.22)	0:48.80 [8] (0:11.95)	0:36.85 [8] (0:12.32)	0:24.53 [7] (0:12.25)	0:36.85	+3
5	12 ON THE VEUVE Robbie Dolan	3	64.7	0:11.65	1:45.69 [5] (0:19.98)	1:25.71 [5] (0:11.65)	1:14.06 [5] (0:12.36)	1:01.70 [5] (0:12.13)	0:49.57 [5] (0:11.95)	0:37.62 [5] (0:12.52)	0:25.10 [6] (0:12.49)	0:37.62	+5
6	5 ULTIMATE Samantha Collett	6	66.1	0:11.41	1:45.82 [6] (0:19.41)	1:26.41 [1] (0:11.41)	1:15.00 [1] (0:12.50)	1:02.50 [1] (0:12.44)	0:50.06 [2] (0:12.20)	0:37.86 [3] (0:12.31)	0:25.55 [2] (0:12.40)	0:37.86	+1
7	1 AUTUMN SONG Cejay Graham	10	66.2	0:11.51	1:46.07 [7] (0:19.50)	1:26.57 [2] (0:11.51)	1:15.06 [2] (0:12.42)	1:02.64 [2] (0:12.35)	0:50.29 [3] (0:12.04)	0:38.25 [2] (0:12.49)	0:25.76 [3] (0:12.85)	0:38.25	+6
8	7 ALLEZBEC Madeleine Wishart	8	63.8	0:11.72	1:48.09 [8] (0:20.12)	1:27.97 [6] (0:11.72)	1:16.25 [6] (0:12.37)	1:03.88 [8] (0:11.98)	0:51.90 [6] (0:11.98)	0:39.92 [6] (0:12.72)	0:27.20 [8] (0:13.31)	0:39.92	+9

Scratched: Blood Red (#2), Addition (#6), Electric Tigriss (#8), Keep Calm (#10)



Ipswich QLD Professional

Race 3: TAB QTIS Three-Year-Old Maiden Plate - 1690m

21 February 2024 - 15:58



Track Rating: Good 4, Weather: Fine, Rail Position: +6.5m Entire

Section							200m			Last 600m
Field Times							0:12.11			0:36.35
						(0:12.11)				
Rank	TAB	Horse/Jockey	Barrier	Top Speed [km/h]	Fastest Section	Margin				Distance Travelled [m]
1	11	MOSZUR Ryan Maloney	5	65.8	0:11.55 Overall 1400m	0:12.11 [1] (0:12.11)	1:44.02		0:36.35	
2	4	KENSHIN MARU Boris Thornton	9	63.3	0:11.71 Overall 1400m	0:12.08 [2] (0:12.08)	3.72L		0:36.38	+3
3	3	BOVIDAE Taylor Marshall	1	63.8	0:11.65 Overall 1400m	0:12.31 [4] (0:12.31)	6.7L		0:37.11	+3
4	9	FIREBOLT Bailey Wheeler	7	63.4	0:11.74 Overall 1400m	0:12.28 [5] (0:12.28)	6.86L		0:36.85	+3
5	12	ON THE VEUVE Robbie Dolan	3	64.7	0:11.65 Overall 1400m	0:12.61 [6] (0:12.61)	9.78L		0:37.62	+5
6	5	ULTIMATE Samantha Collett	6	66.1	0:11.41 Overall 1400m	0:13.15 [3] (0:13.15)	10.57L		0:37.86	+1
7	1	AUTUMN SONG Cejay Graham	10	66.2	0:11.51 Overall 1400m	0:12.91 [7] (0:12.91)	12.04L		0:38.25	+6
8	7	ALLEZBEC Madeleine Wishart	8	63.8	0:11.72 Overall 1400m	0:13.89 [8] (0:13.89)	23.94L		0:39.92	+9

Scratched: Blood Red (#2), Addition (#6), Electric Tigress (#8), Keep Calm (#10)

[] Ranking at each section and finish
 -:-:- No data available at this section
 NA No data available

SCN Saddle cloth number
 DNF Did not finish
 DNT Did not track



Horse/Jockey Name	Moszur
Final Rank	1
Fastest Section Time (Section)	0:11.55 (1400m)
Top Speed [km/h] (Section)	65.8 (Overall)
Race State	Finished



Ipswich QLD Professional

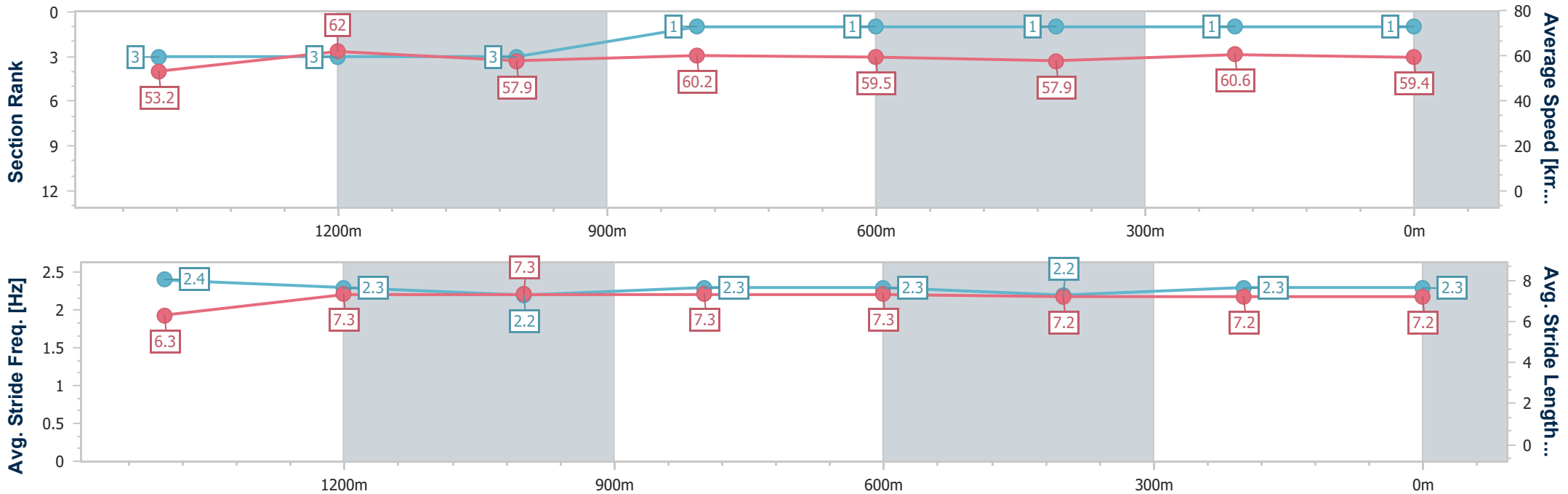
Race 3: TAB QTIS Three-Year-Old Maiden Plate - 1690m

21 February 2024 - 15:58



Track Rating: Good 4, Weather: Fine, Rail Position: +6.5m Entire

Section	Overall	1400m	1200m	1000m	800m	600m	400m	200m
Section Times	1:44.02 [1] (0:19.61)	1:24.41 [3] (0:11.55)	1:12.86 [3] (0:12.45)	1:00.41 [3] (0:12.00)	0:48.41 [1] (0:12.06)	0:36.35 [1] (0:12.36)	0:23.99 [1] (0:11.88)	0:12.11 [1] (0:12.11)
Average Speed [km/h]	53.2	62.0	57.9	60.2	59.5	57.9	60.6	59.4
Top Speed [km/h]	65.8	64.4	60.0	62.4	61.7	59.5	61.4	61.2
Avg. Dist. to Rail [m]	1.4	1.0	0.2	1.0	0.7	1.2	0.5	0.2
Avg. Stride Freq. [Hz]	2.4	2.3	2.2	2.3	2.3	2.2	2.3	2.3
Avg. Stride Length [m]	6.3	7.3	7.3	7.3	7.3	7.2	7.2	7.2



- [] Ranking at each section and finish
- .-.- No data available at this section
- NA No data available



Horse/Jockey Name	Kenshin Maru
Final Rank	2
Fastest Section Time (Section)	0:11.71 (1400m)
Top Speed [km/h] (Section)	63.3 (Overall)
Race State	Finished



Ipswich QLD Professional

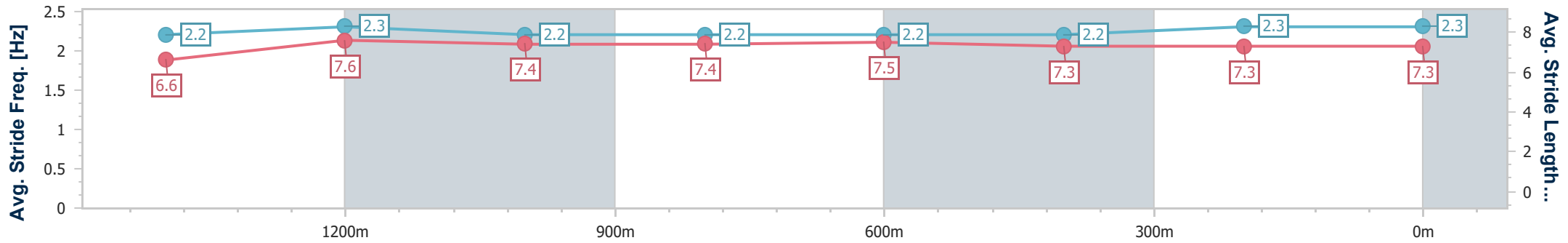
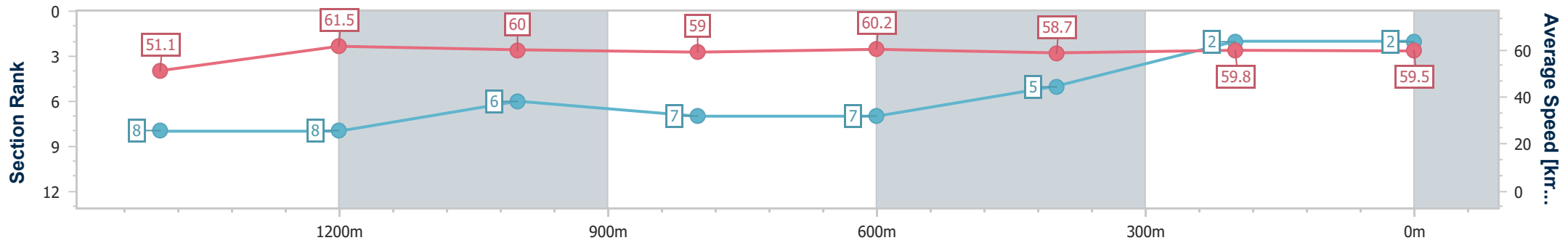
Race 3: TAB QTIS Three-Year-Old Maiden Plate - 1690m

21 February 2024 - 15:58



Track Rating: Good 4, Weather: Fine, Rail Position: +6.5m Entire

Section	Overall	1400m	1200m	1000m	800m	600m	400m	200m
Section Times	1:44.66 [2] (0:20.48)	1:24.18 [8] (0:11.71)	1:12.47 [8] (0:11.96)	1:00.51 [6] (0:12.20)	0:48.31 [7] (0:11.93)	0:36.38 [7] (0:12.25)	0:24.13 [5] (0:12.05)	0:12.08 [2] (0:12.08)
Average Speed [km/h]	51.1	61.5	60.0	59.0	60.2	58.7	59.8	59.5
Top Speed [km/h]	63.3	62.8	61.9	61.2	61.2	59.7	61.3	60.1
Avg. Dist. to Rail [m]	3.9	0.3	0.4	0.5	1.0	0.3	0.8	0.9
Avg. Stride Freq. [Hz]	2.2	2.3	2.2	2.2	2.2	2.2	2.3	2.3
Avg. Stride Length [m]	6.6	7.6	7.4	7.4	7.5	7.3	7.3	7.3



- [] Ranking at each section and finish
- .-.- No data available at this section
- NA No data available



Horse/Jockey Name	Bovidae
Final Rank	3
Fastest Section Time (Section)	0:11.65 (1400m)
Top Speed [km/h] (Section)	63.8 (Overall)
Race State	Finished



Ipswich QLD Professional

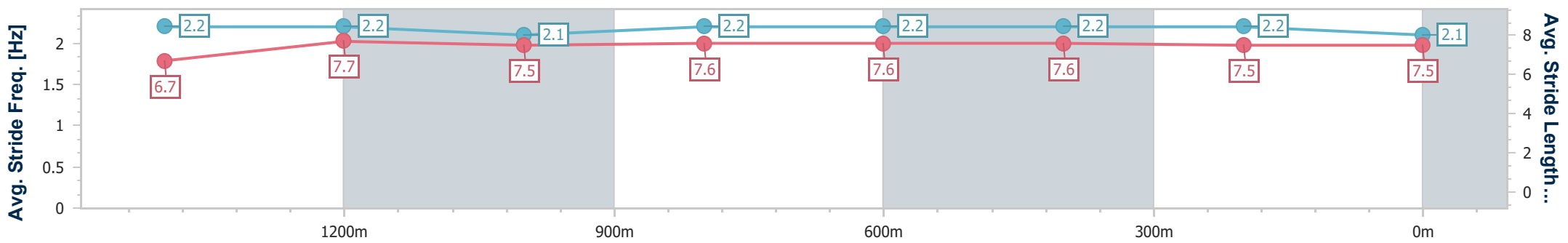
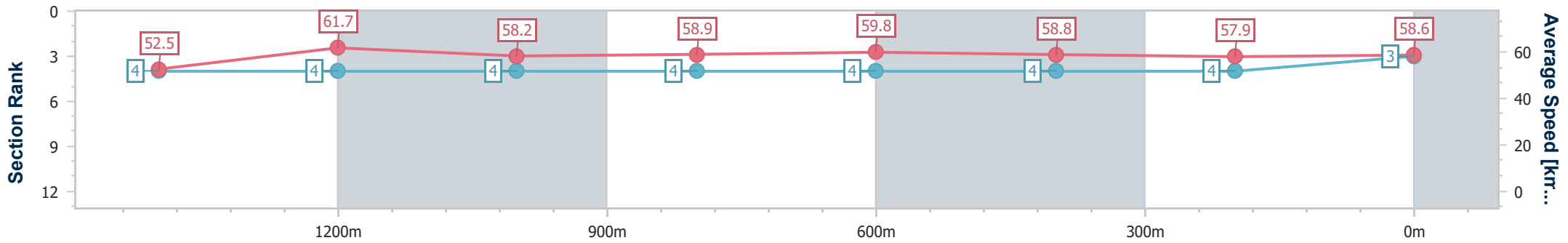
Race 3: TAB QTIS Three-Year-Old Maiden Plate - 1690m

21 February 2024 - 15:58



Track Rating: Good 4, Weather: Fine, Rail Position: +6.5m Entire

Section	Overall	1400m	1200m	1000m	800m	600m	400m	200m
Section Times	1:45.16 [3] (0:19.86)	1:25.30 [4] (0:11.65)	1:13.65 [4] (0:12.34)	1:01.31 [4] (0:12.20)	0:49.11 [4] (0:12.00)	0:37.11 [4] (0:12.28)	0:24.83 [4] (0:12.52)	0:12.31 [4] (0:12.31)
Average Speed [km/h]	52.5	61.7	58.2	58.9	59.8	58.8	57.9	58.6
Top Speed [km/h]	63.8	62.9	60.3	61.2	60.6	59.3	58.8	59.1
Avg. Dist. to Rail [m]	1.1	0.5	0.5	0.7	0.8	0.5	2.4	1.5
Avg. Stride Freq. [Hz]	2.2	2.2	2.1	2.2	2.2	2.2	2.2	2.1
Avg. Stride Length [m]	6.7	7.7	7.5	7.6	7.6	7.6	7.5	7.5



- [] Ranking at each section and finish
- .-.- No data available at this section
- NA No data available



Horse/Jockey Name	Firebolt
Final Rank	4
Fastest Section Time (Section)	0:11.74 (1400m)
Top Speed [km/h] (Section)	63.4 (Overall)
Race State	Finished



Ipswich QLD Professional

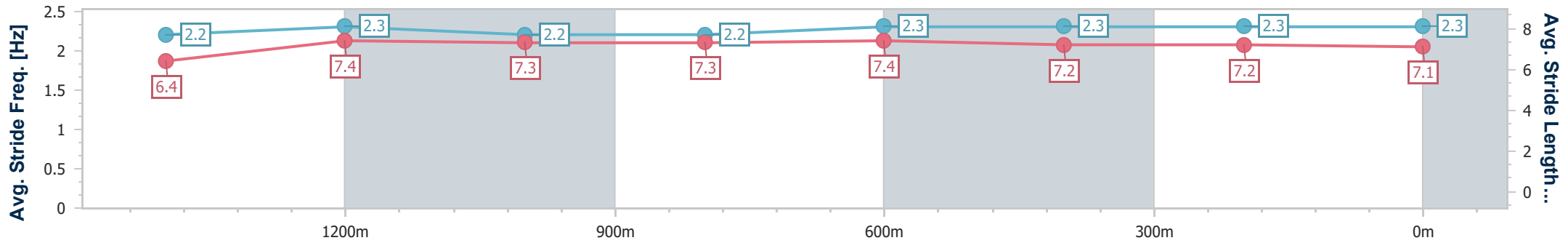
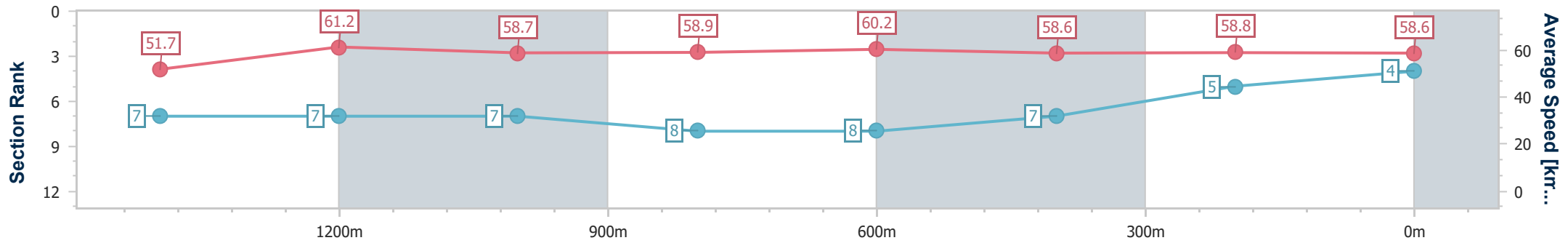
Race 3: TAB QTIS Three-Year-Old Maiden Plate - 1690m

21 February 2024 - 15:58



Track Rating: Good 4, Weather: Fine, Rail Position: +6.5m Entire

Section	Overall	1400m	1200m	1000m	800m	600m	400m	200m
Section Times	1:45.19 [4] (0:20.18)	1:25.01 [7] (0:11.74)	1:13.27 [7] (0:12.25)	1:01.02 [7] (0:12.22)	0:48.80 [8] (0:11.95)	0:36.85 [8] (0:12.32)	0:24.53 [7] (0:12.25)	0:12.28 [5] (0:12.28)
Average Speed [km/h]	51.7	61.2	58.7	58.9	60.2	58.6	58.8	58.6
Top Speed [km/h]	63.4	62.2	61.5	62.1	61.8	59.7	59.9	59.6
Avg. Dist. to Rail [m]	2.4	0.8	0.4	0.6	0.4	0.4	0.7	0.8
Avg. Stride Freq. [Hz]	2.2	2.3	2.2	2.2	2.3	2.3	2.3	2.3
Avg. Stride Length [m]	6.4	7.4	7.3	7.3	7.4	7.2	7.2	7.1



- [] Ranking at each section and finish
- .-.- No data available at this section
- NA No data available



Horse/Jockey Name	On The Veuve
Final Rank	5
Fastest Section Time (Section)	0:11.65 (1400m)
Top Speed [km/h] (Section)	64.7 (Overall)
Race State	Finished



Ipswich QLD Professional

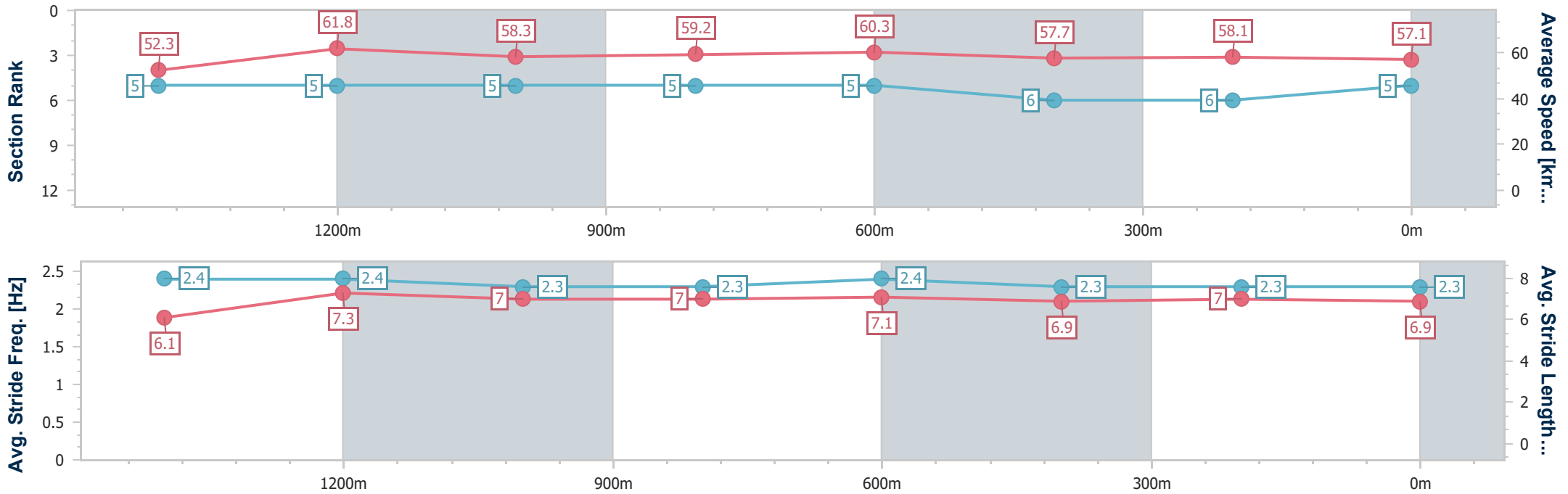
Race 3: TAB QTIS Three-Year-Old Maiden Plate - 1690m

21 February 2024 - 15:58



Track Rating: Good 4, Weather: Fine, Rail Position: +6.5m Entire

Section	Overall	1400m	1200m	1000m	800m	600m	400m	200m
Section Times	1:45.69 [5] (0:19.98)	1:25.71 [5] (0:11.65)	1:14.06 [5] (0:12.36)	1:01.70 [5] (0:12.13)	0:49.57 [5] (0:11.95)	0:37.62 [5] (0:12.52)	0:25.10 [6] (0:12.49)	0:12.61 [6] (0:12.61)
Average Speed [km/h]	52.3	61.8	58.3	59.2	60.3	57.7	58.1	57.1
Top Speed [km/h]	64.7	63.0	60.7	61.3	60.8	58.7	59.4	58.7
Avg. Dist. to Rail [m]	1.9	0.3	0.2	0.3	0.5	1.0	2.7	2.5
Avg. Stride Freq. [Hz]	2.4	2.4	2.3	2.3	2.4	2.3	2.3	2.3
Avg. Stride Length [m]	6.1	7.3	7.0	7.0	7.1	6.9	7.0	6.9



- [] Ranking at each section and finish
- .-.- No data available at this section
- NA No data available



Horse/Jockey Name	Ultimate
Final Rank	6
Fastest Section Time (Section)	0:11.41 (1400m)
Top Speed [km/h] (Section)	66.1 (Overall)
Race State	Finished



Ipswich QLD Professional

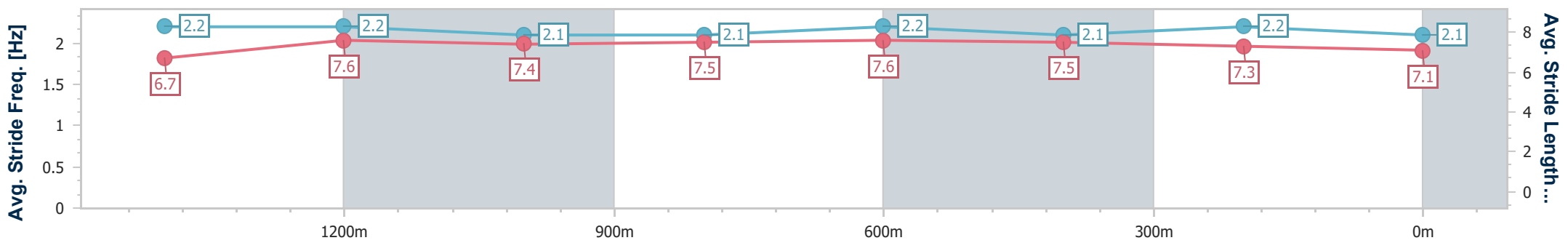
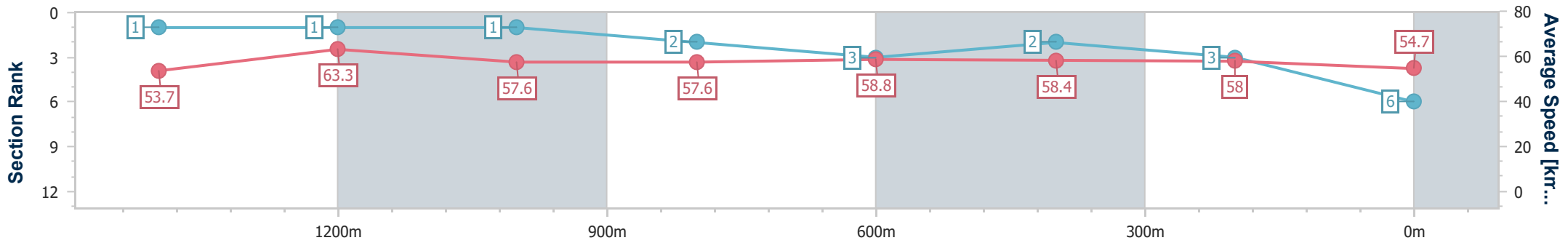
Race 3: TAB QTIS Three-Year-Old Maiden Plate - 1690m

21 February 2024 - 15:58



Track Rating: Good 4, Weather: Fine, Rail Position: +6.5m Entire

Section	Overall	1400m	1200m	1000m	800m	600m	400m	200m
Section Times	1:45.82 [6] (0:19.41)	1:26.41 [1] (0:11.41)	1:15.00 [1] (0:12.50)	1:02.50 [1] (0:12.44)	0:50.06 [2] (0:12.20)	0:37.86 [3] (0:12.31)	0:25.55 [2] (0:12.40)	0:13.15 [3] (0:13.15)
Average Speed [km/h]	53.7	63.3	57.6	57.6	58.8	58.4	58.0	54.7
Top Speed [km/h]	66.1	64.8	60.4	60.2	60.2	58.9	58.9	57.0
Avg. Dist. to Rail [m]	2.7	0.3	0.2	0.4	0.8	1.1	0.3	0.4
Avg. Stride Freq. [Hz]	2.2	2.2	2.1	2.1	2.2	2.1	2.2	2.1
Avg. Stride Length [m]	6.7	7.6	7.4	7.5	7.6	7.5	7.3	7.1



- [] Ranking at each section and finish
- .-.- No data available at this section
- NA No data available



Horse/Jockey Name	Autumn Song
Final Rank	7
Fastest Section Time (Section)	0:11.51 (1400m)
Top Speed [km/h] (Section)	66.2 (Overall)
Race State	Finished



Ipswich QLD Professional

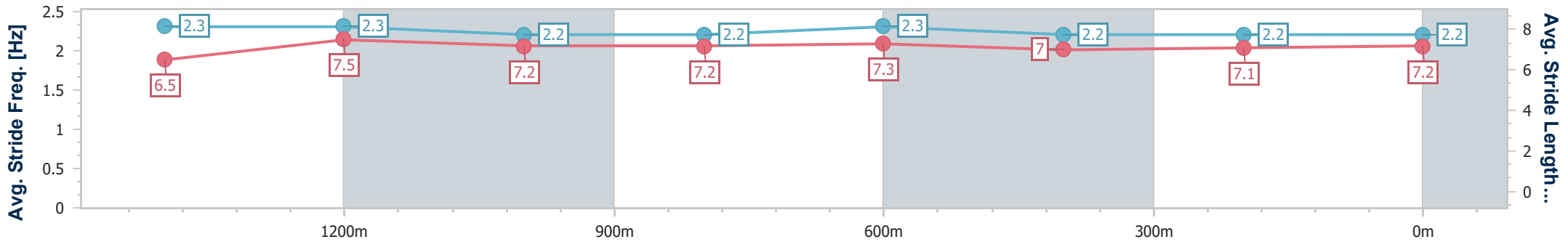
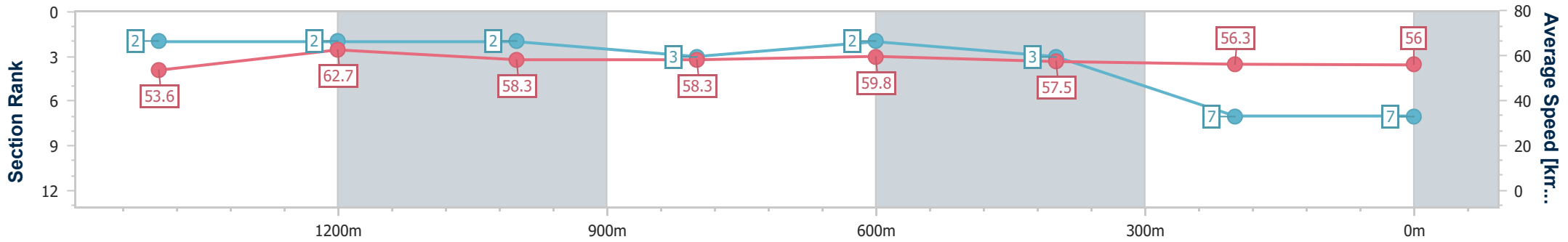
Race 3: TAB QTIS Three-Year-Old Maiden Plate - 1690m

21 February 2024 - 15:58



Track Rating: Good 4, Weather: Fine, Rail Position: +6.5m Entire

Section	Overall	1400m	1200m	1000m	800m	600m	400m	200m
Section Times	1:46.07 [7] (0:19.50)	1:26.57 [2] (0:11.51)	1:15.06 [2] (0:12.42)	1:02.64 [2] (0:12.35)	0:50.29 [3] (0:12.04)	0:38.25 [2] (0:12.49)	0:25.76 [3] (0:12.85)	0:12.91 [7] (0:12.91)
Average Speed [km/h]	53.6	62.7	58.3	58.3	59.8	57.5	56.3	56.0
Top Speed [km/h]	66.2	64.8	61.0	60.3	61.1	58.2	57.4	57.3
Avg. Dist. to Rail [m]	5.7	0.9	0.7	0.5	0.2	0.2	1.5	1.0
Avg. Stride Freq. [Hz]	2.3	2.3	2.2	2.2	2.3	2.2	2.2	2.2
Avg. Stride Length [m]	6.5	7.5	7.2	7.2	7.3	7.0	7.1	7.2



- [] Ranking at each section and finish
- .-.- No data available at this section
- NA No data available



Horse/Jockey Name	Allezbec
Final Rank	8
Fastest Section Time (Section)	0:11.72 (1400m)
Top Speed [km/h] (Section)	63.8 (Overall)
Race State	Finished



Ipswich QLD Professional

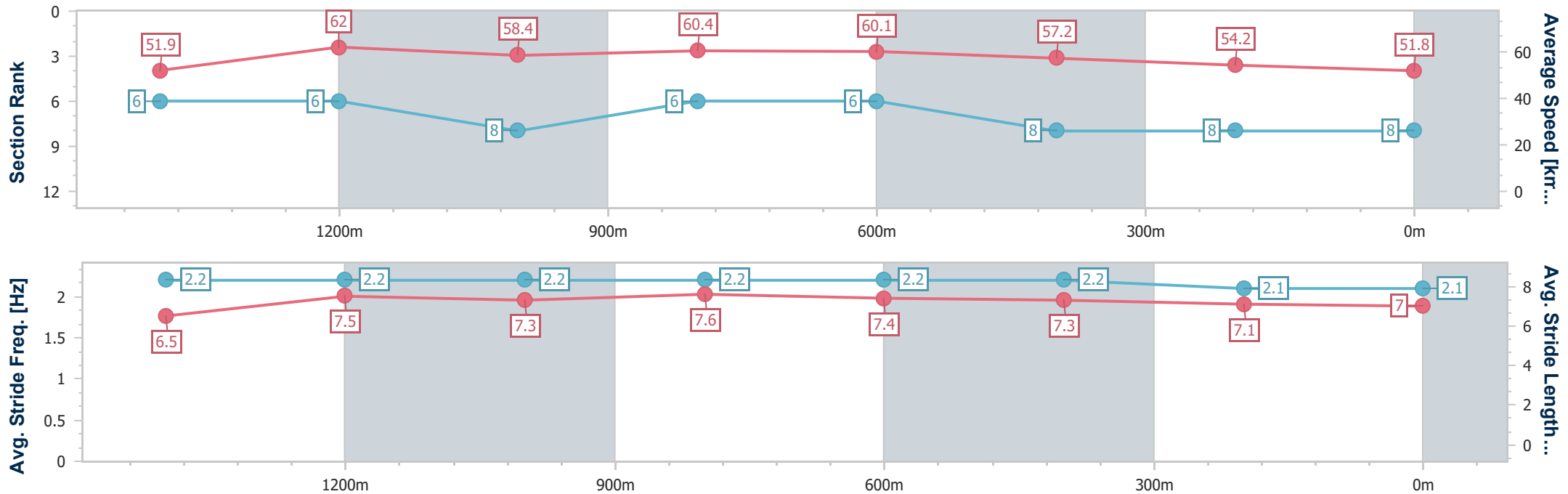
Race 3: TAB QTIS Three-Year-Old Maiden Plate - 1690m

21 February 2024 - 15:58



Track Rating: Good 4, Weather: Fine, Rail Position: +6.5m Entire

Section	Overall	1400m	1200m	1000m	800m	600m	400m	200m
Section Times	1:48.09 [8] (0:20.12)	1:27.97 [6] (0:11.72)	1:16.25 [6] (0:12.37)	1:03.88 [8] (0:11.98)	0:51.90 [6] (0:11.98)	0:39.92 [6] (0:12.72)	0:27.20 [8] (0:13.31)	0:13.89 [8] (0:13.89)
Average Speed [km/h]	51.9	62.0	58.4	60.4	60.1	57.2	54.2	51.8
Top Speed [km/h]	63.8	63.0	61.9	61.3	61.2	58.9	55.7	53.3
Avg. Dist. to Rail [m]	3.8	1.3	1.3	1.6	0.8	1.9	1.0	0.6
Avg. Stride Freq. [Hz]	2.2	2.2	2.2	2.2	2.2	2.2	2.1	2.1
Avg. Stride Length [m]	6.5	7.5	7.3	7.6	7.4	7.3	7.1	7.0



- [] Ranking at each section and finish
- .-.- No data available at this section
- NA No data available

Track Rating: Good 4, Weather: Fine, Rail Position: +6.5m Entire

Section		Overall	1000m	800m	600m	400m	200m	Last 600m					
Field Times		1:04.27 (0:08.60)	0:55.67 (0:10.68)	0:44.99 (0:10.64)	0:34.35 (0:11.11)	0:23.24 (0:11.57)	0:11.67 (0:11.67)	0:34.35					
Rank	TAB Horse/Jockey	Barrier	Top Speed [km/h]	Fastest Section	Margin						Distance Travelled [m]		
1	9 IT'S GERRY Samantha Collett	9	69.3 1000m	0:08.80 Overall	1:04.27 [1] (0:08.80)	0:55.47 [4] (0:10.57)	0:44.90 [3] (0:10.55)	0:34.35 [1] (0:11.11)	0:23.24 [1] (0:11.57)	0:11.67 [1] (0:11.67)	1:04.27	0:34.35	
2	7 HIDDEN EYES Melea Castle	7	69.0 1000m	0:08.60 Overall	1:04.49 [2] (0:08.60)	0:55.89 [1] (0:10.68)	0:45.21 [1] (0:10.89)	0:34.32 [3] (0:11.12)	0:23.20 [3] (0:11.49)	0:11.71 [3] (0:11.71)	1.3L	0:34.32	+7
3	1 IMMORAL James Orman	1	68.7 1000m	0:08.83 Overall	1:04.67 [3] (0:08.83)	0:55.84 [5] (0:10.74)	0:45.10 [5] (0:10.90)	0:34.20 [5] (0:11.07)	0:23.13 [5] (0:11.46)	0:11.67 [4] (0:11.67)	2.34L	0:34.20	+4
4	2 JEMELDI Kyle Wilson-Taylor	2	68.9 1000m	0:08.64 Overall	1:04.69 [4] (0:08.64)	0:56.05 [2] (0:10.69)	0:45.36 [2] (0:10.87)	0:34.49 [4] (0:11.07)	0:23.42 [2] (0:11.50)	0:11.92 [2] (0:11.92)	2.48L	0:34.49	+3
5	6 GEE BEE ESS Sean Cormack	8	68.2 1000m	0:09.05 Overall	1:05.06 [5] (0:09.05)	0:56.01 [8] (0:10.86)	0:45.15 [7] (0:10.93)	0:34.22 [7] (0:10.97)	0:23.25 [7] (0:11.38)	0:11.87 [6] (0:11.87)	4.67L	0:34.22	+3
6	3 I AM LETHAL Martin Harley	6	67.9 1000m	0:09.03 Overall	1:05.32 [6] (0:09.03)	0:56.29 [6] (0:11.05)	0:45.24 [8] (0:10.91)	0:34.33 [8] (0:10.83)	0:23.50 [8] (0:11.36)	0:12.14 [5] (0:12.14)	6.18L	0:34.33	+8
7	5 ANDY Jake Bayliss	4	68.9 800m	0:08.76 Overall	1:05.82 [7] (0:08.76)	0:57.06 [3] (0:10.67)	0:46.39 [4] (0:10.65)	0:35.74 [2] (0:11.28)	0:24.46 [4] (0:11.90)	0:12.56 [7] (0:12.56)	9.11L	0:35.74	+8
8	8 CHICKERARTIE Cejay Graham	3	69.5 1000m	0:09.05 Overall	1:05.96 [8] (0:09.05)	0:56.91 [7] (0:10.57)	0:46.34 [6] (0:10.90)	0:35.44 [6] (0:11.09)	0:24.35 [6] (0:11.81)	0:12.54 [8] (0:12.54)	9.95L	0:35.44	+6

Scratched: Rusheen (#4)



Horse/Jockey Name	It's Gerry
Final Rank	1
Fastest Section Time (Section)	0:08.80 (Overall)
Top Speed [km/h] (Section)	69.3 (1000m)
Race State	Finished



Ipswich QLD Professional

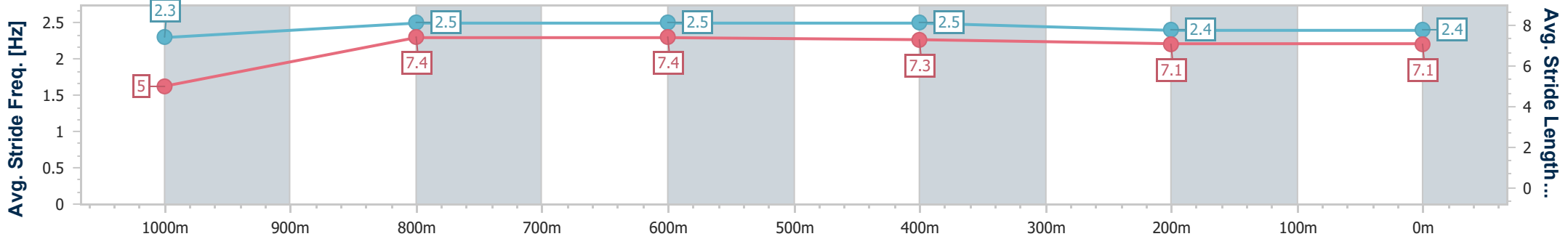
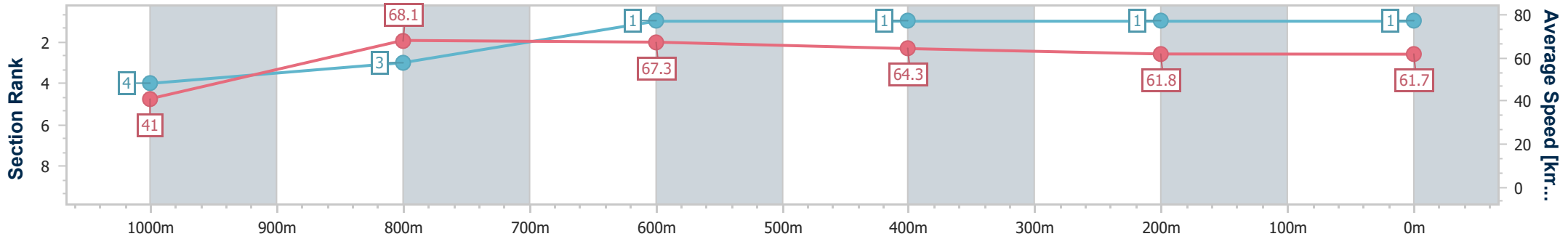
Race 4: BARRIER REEF POOLS Class 5 Handicap - 1100m

21 February 2024 - 16:33



Track Rating: Good 4, Weather: Fine, Rail Position: +6.5m Entire

Section	Overall	1000m	800m	600m	400m	200m
Section Times	1:04.27 [1] (0:08.80)	0:55.47 [4] (0:10.57)	0:44.90 [3] (0:10.55)	0:34.35 [1] (0:11.11)	0:23.24 [1] (0:11.57)	0:11.67 [1] (0:11.67)
Average Speed [km/h]	41.0	68.1	67.3	64.3	61.8	61.7
Top Speed [km/h]	66.7	69.3	69.1	66.0	63.7	63.3
Avg. Dist. to Rail [m]	8.7	2.2	3.5	1.8	1.2	0.6
Avg. Stride Freq. [Hz]	2.3	2.5	2.5	2.5	2.4	2.4
Avg. Stride Length [m]	5.0	7.4	7.4	7.3	7.1	7.1



- [] Ranking at each section and finish
- .-.- No data available at this section
- NA No data available



Horse/Jockey Name	Hidden Eyes
Final Rank	2
Fastest Section Time (Section)	0:08.60 (Overall)
Top Speed [km/h] (Section)	69.0 (1000m)
Race State	Finished



Ipswich QLD Professional

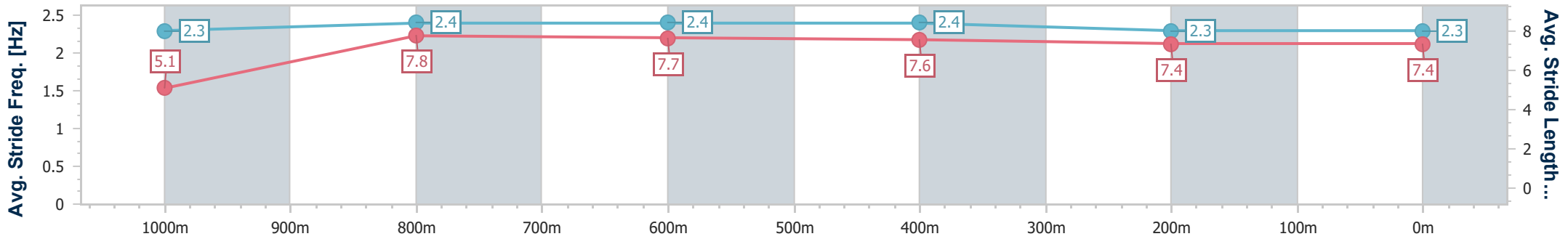
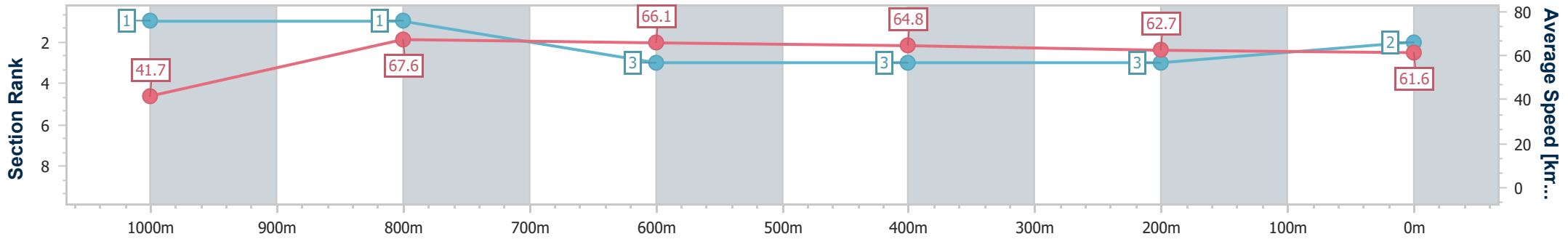
Race 4: BARRIER REEF POOLS Class 5 Handicap - 1100m

21 February 2024 - 16:33



Track Rating: Good 4, Weather: Fine, Rail Position: +6.5m Entire

Section	Overall	1000m	800m	600m	400m	200m
Section Times	1:04.49 [2] (0:08.60)	0:55.89 [1] (0:10.68)	0:45.21 [1] (0:10.89)	0:34.32 [3] (0:11.12)	0:23.20 [3] (0:11.49)	0:11.71 [3] (0:11.71)
Average Speed [km/h]	41.7	67.6	66.1	64.8	62.7	61.6
Top Speed [km/h]	65.1	69.0	67.1	67.1	63.4	63.2
Avg. Dist. to Rail [m]	7.1	1.4	0.3	0.3	0.7	1.8
Avg. Stride Freq. [Hz]	2.3	2.4	2.4	2.4	2.3	2.3
Avg. Stride Length [m]	5.1	7.8	7.7	7.6	7.4	7.4



- [] Ranking at each section and finish
- .-.- No data available at this section
- NA No data available



Horse/Jockey Name	Immoral
Final Rank	3
Fastest Section Time (Section)	0:08.83 (Overall)
Top Speed [km/h] (Section)	68.7 (1000m)
Race State	Finished



Ipswich QLD Professional

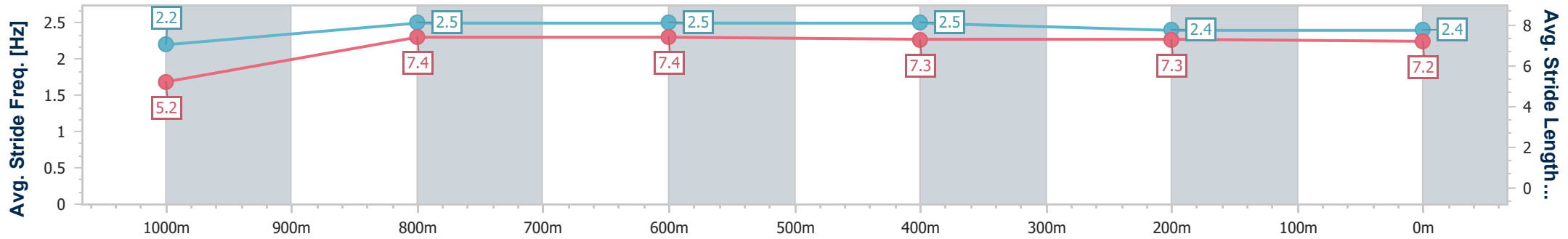
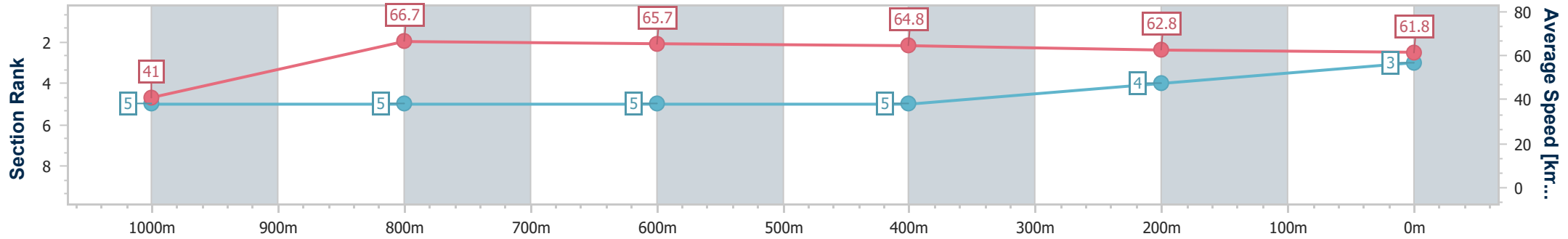
Race 4: BARRIER REEF POOLS Class 5 Handicap - 1100m

21 February 2024 - 16:33



Track Rating: Good 4, Weather: Fine, Rail Position: +6.5m Entire

Section	Overall	1000m	800m	600m	400m	200m
Section Times	1:04.67 [3] (0:08.83)	0:55.84 [5] (0:10.74)	0:45.10 [5] (0:10.90)	0:34.20 [5] (0:11.07)	0:23.13 [5] (0:11.46)	0:11.67 [4]
Average Speed [km/h]	41.0	66.7	65.7	64.8	62.8	61.8
Top Speed [km/h]	67.7	68.7	67.3	67.0	63.5	63.4
Avg. Dist. to Rail [m]	2.6	0.6	1.5	1.0	1.0	3.3
Avg. Stride Freq. [Hz]	2.2	2.5	2.5	2.5	2.4	2.4
Avg. Stride Length [m]	5.2	7.4	7.4	7.3	7.3	7.2



- [] Ranking at each section and finish
- .-.- No data available at this section
- NA No data available



Horse/Jockey Name	Jemeldi
Final Rank	4
Fastest Section Time (Section)	0:08.64 (Overall)
Top Speed [km/h] (Section)	68.9 (1000m)
Race State	Finished



Ipswich QLD Professional

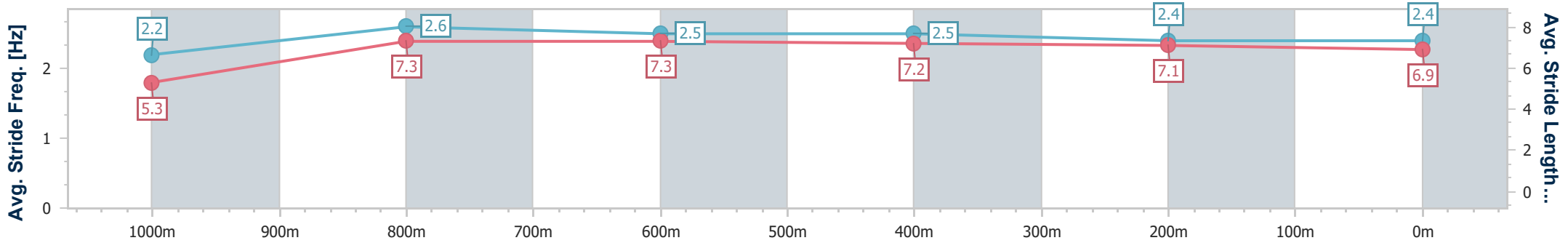
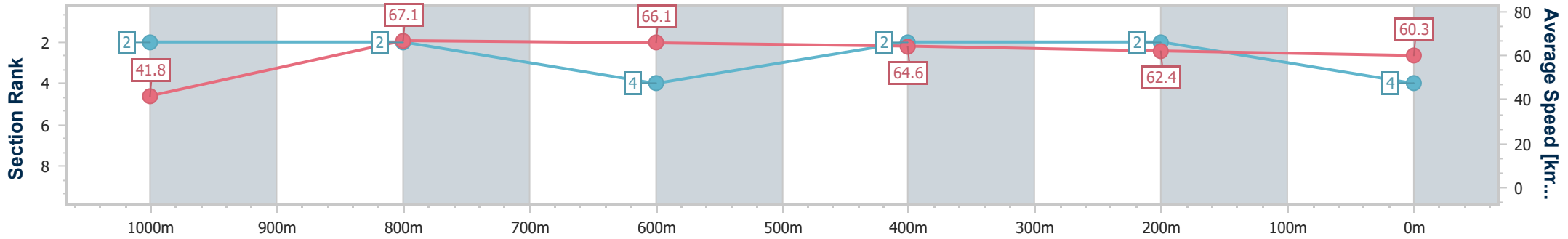
Race 4: BARRIER REEF POOLS Class 5 Handicap - 1100m

21 February 2024 - 16:33



Track Rating: Good 4, Weather: Fine, Rail Position: +6.5m Entire

Section	Overall	1000m	800m	600m	400m	200m
Section Times	1:04.69 [4] (0:08.64)	0:56.05 [2] (0:10.69)	0:45.36 [2] (0:10.87)	0:34.49 [4] (0:11.07)	0:23.42 [2] (0:11.50)	0:11.92 [2] (0:11.92)
Average Speed [km/h]	41.8	67.1	66.1	64.6	62.4	60.3
Top Speed [km/h]	65.4	68.9	67.3	66.1	63.1	62.9
Avg. Dist. to Rail [m]	3.0	0.5	1.6	1.2	0.6	0.8
Avg. Stride Freq. [Hz]	2.2	2.6	2.5	2.5	2.4	2.4
Avg. Stride Length [m]	5.3	7.3	7.3	7.2	7.1	6.9



- [] Ranking at each section and finish
- .-.- No data available at this section
- NA No data available



Horse/Jockey Name	Gee Bee Ess
Final Rank	5
Fastest Section Time (Section)	0:09.05 (Overall)
Top Speed [km/h] (Section)	68.2 (1000m)
Race State	Finished



Ipswich QLD Professional

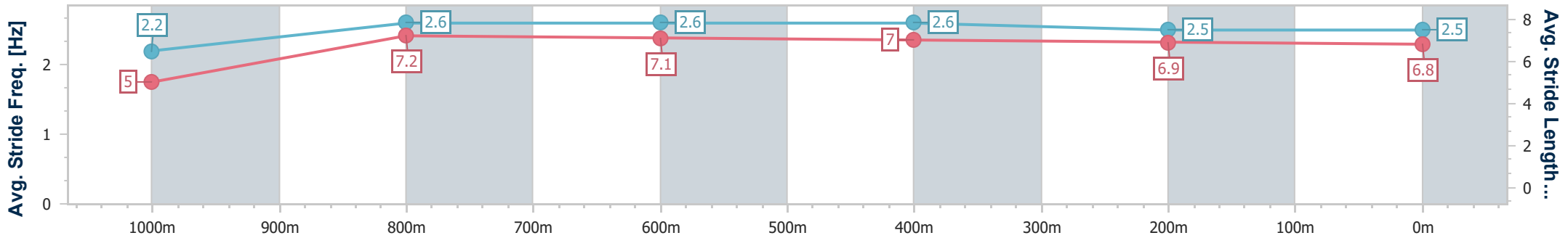
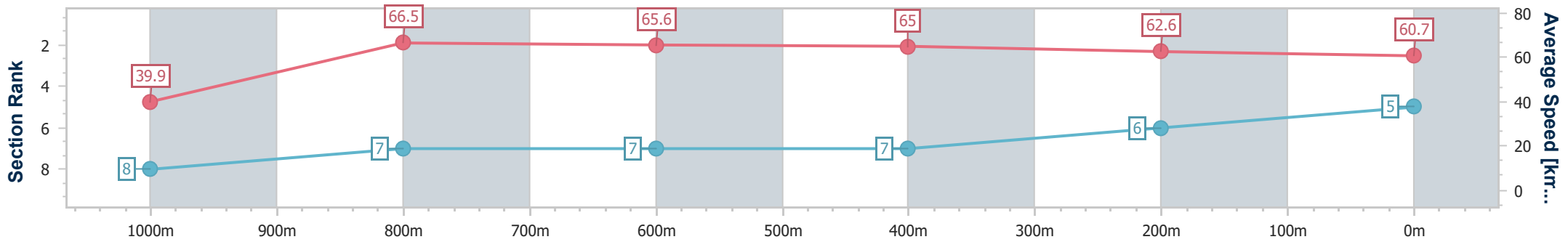
Race 4: BARRIER REEF POOLS Class 5 Handicap - 1100m

21 February 2024 - 16:33



Track Rating: Good 4, Weather: Fine, Rail Position: +6.5m Entire

Section	Overall	1000m	800m	600m	400m	200m
Section Times	1:05.06 [5] (0:09.05)	0:56.01 [8] (0:10.86)	0:45.15 [7] (0:10.93)	0:34.22 [7] (0:10.97)	0:23.25 [7] (0:11.38)	0:11.87 [6] (0:11.87)
Average Speed [km/h]	39.9	66.5	65.6	65.0	62.6	60.7
Top Speed [km/h]	62.5	68.2	67.8	66.4	64.1	63.7
Avg. Dist. to Rail [m]	7.7	1.0	0.7	2.0	1.9	1.3
Avg. Stride Freq. [Hz]	2.2	2.6	2.6	2.6	2.5	2.5
Avg. Stride Length [m]	5.0	7.2	7.1	7.0	6.9	6.8



- [] Ranking at each section and finish
- .-.- No data available at this section
- NA No data available



Horse/Jockey Name	I Am Lethal
Final Rank	6
Fastest Section Time (Section)	0:09.03 (Overall)
Top Speed [km/h] (Section)	67.9 (1000m)
Race State	Finished



Ipswich QLD Professional

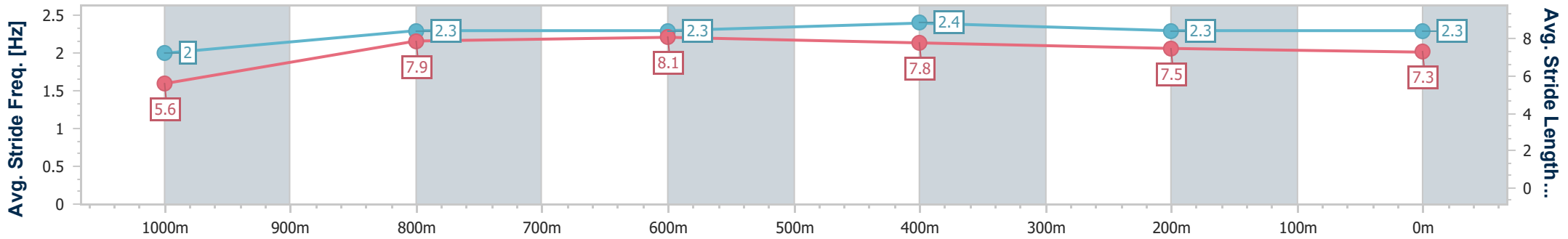
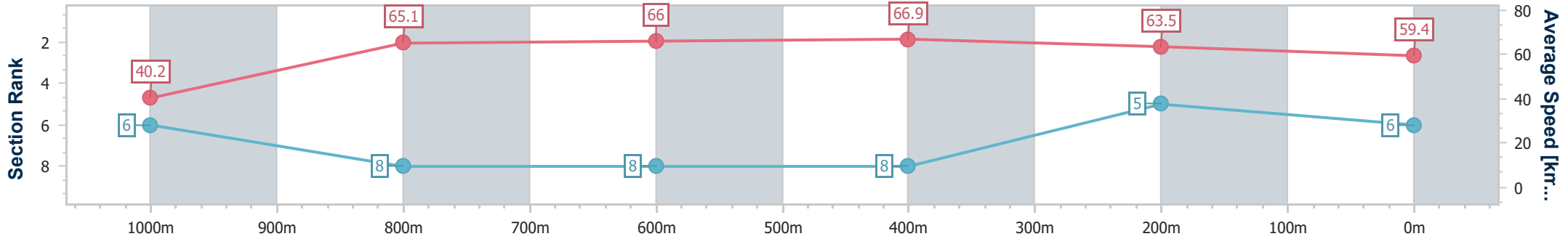
Race 4: BARRIER REEF POOLS Class 5 Handicap - 1100m

21 February 2024 - 16:33



Track Rating: Good 4, Weather: Fine, Rail Position: +6.5m Entire

Section	Overall	1000m	800m	600m	400m	200m
Section Times	1:05.32 [6] (0:09.03)	0:56.29 [6] (0:11.05)	0:45.24 [8] (0:10.91)	0:34.33 [8] (0:10.83)	0:23.50 [8] (0:11.36)	0:12.14 [5]
Average Speed [km/h]	40.2	65.1	66.0	66.9	63.5	59.4
Top Speed [km/h]	62.0	67.9	67.9	67.9	65.8	62.4
Avg. Dist. to Rail [m]	5.7	0.6	0.2	0.6	2.1	4.2
Avg. Stride Freq. [Hz]	2.0	2.3	2.3	2.4	2.3	2.3
Avg. Stride Length [m]	5.6	7.9	8.1	7.8	7.5	7.3



- [] Ranking at each section and finish
- .-.- No data available at this section
- NA No data available



Horse/Jockey Name	Andy
Final Rank	7
Fastest Section Time (Section)	0:08.76 (Overall)
Top Speed [km/h] (Section)	68.9 (800m)
Race State	Finished



Ipswich QLD Professional

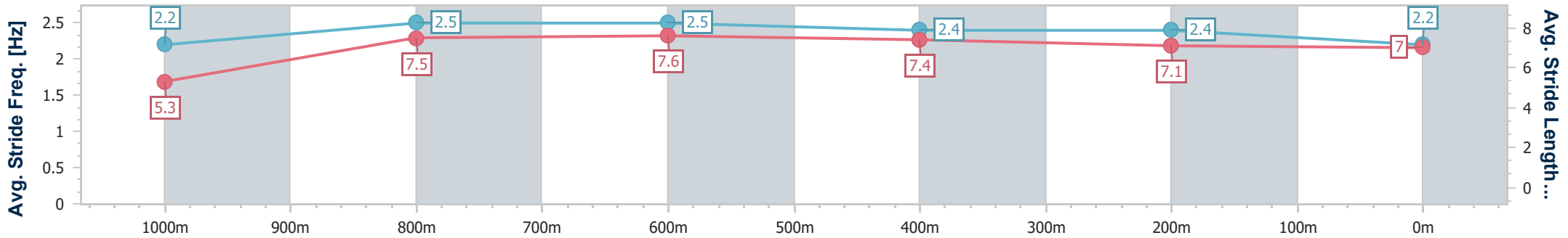
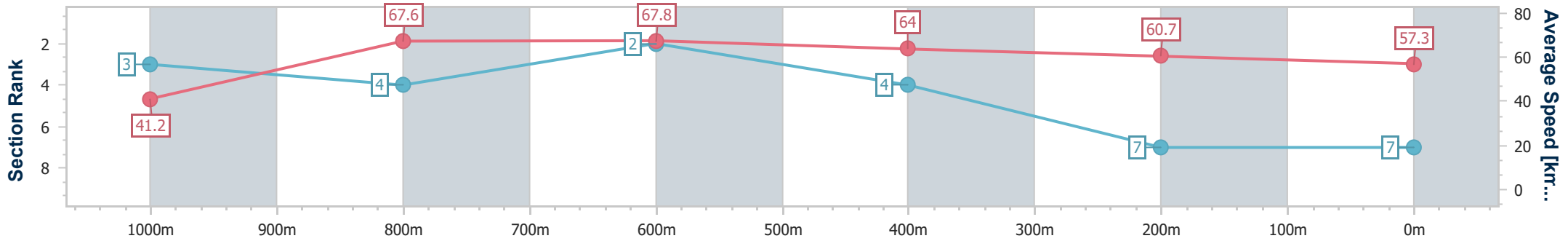
Race 4: BARRIER REEF POOLS Class 5 Handicap - 1100m

21 February 2024 - 16:33



Track Rating: Good 4, Weather: Fine, Rail Position: +6.5m Entire

Section	Overall	1000m	800m	600m	400m	200m
Section Times	1:05.82 [7] (0:08.76)	0:57.06 [3] (0:10.67)	0:46.39 [4] (0:10.65)	0:35.74 [2] (0:11.28)	0:24.46 [4] (0:11.90)	0:12.56 [7] (0:12.56)
Average Speed [km/h]	41.2	67.6	67.8	64.0	60.7	57.3
Top Speed [km/h]	64.2	68.6	68.9	66.3	61.9	61.6
Avg. Dist. to Rail [m]	4.9	1.3	0.4	0.3	1.5	2.5
Avg. Stride Freq. [Hz]	2.2	2.5	2.5	2.4	2.4	2.2
Avg. Stride Length [m]	5.3	7.5	7.6	7.4	7.1	7.0



- [] Ranking at each section and finish
- .-.- No data available at this section
- NA No data available



Horse/Jockey Name	Chickerartie
Final Rank	8
Fastest Section Time (Section)	0:09.05 (Overall)
Top Speed [km/h] (Section)	69.5 (1000m)
Race State	Finished



Ipswich QLD Professional

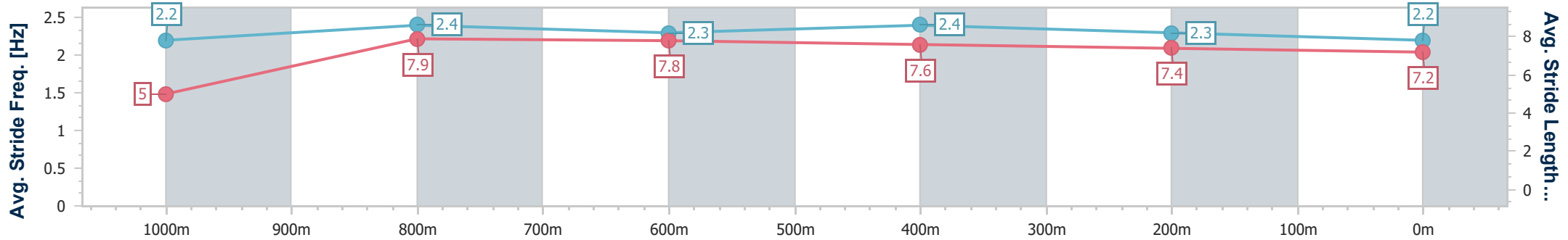
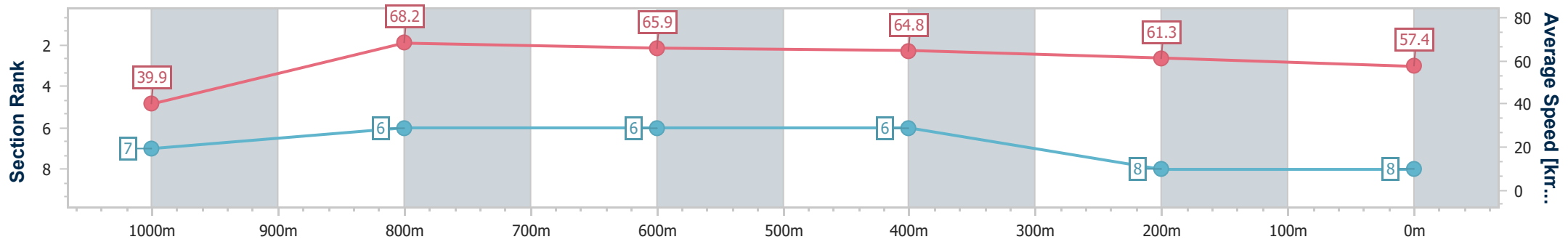
Race 4: BARRIER REEF POOLS Class 5 Handicap - 1100m

21 February 2024 - 16:33



Track Rating: Good 4, Weather: Fine, Rail Position: +6.5m Entire

Section	Overall	1000m	800m	600m	400m	200m
Section Times	1:05.96 [8] (0:09.05)	0:56.91 [7] (0:10.57)	0:46.34 [6] (0:10.90)	0:35.44 [6] (0:11.09)	0:24.35 [6] (0:11.81)	0:12.54 [8] (0:12.54)
Average Speed [km/h]	39.9	68.2	65.9	64.8	61.3	57.4
Top Speed [km/h]	63.6	69.5	68.3	66.5	63.3	59.6
Avg. Dist. to Rail [m]	3.5	0.4	0.8	0.4	2.1	3.5
Avg. Stride Freq. [Hz]	2.2	2.4	2.3	2.4	2.3	2.2
Avg. Stride Length [m]	5.0	7.9	7.8	7.6	7.4	7.2



- [] Ranking at each section and finish
- .-.- No data available at this section
- NA No data available

Track Rating: Good 4, Weather: Fine, Rail Position: +6.5m Entire

Section		Field Times											
		Overall	1200m	1000m	800m	600m	400m	Last 600m					
		1:21.05 (0:11.37)	1:09.68 (0:10.76)	0:58.92 (0:11.50)	0:47.42 (0:11.81)	0:35.61 (0:11.78)	0:23.83 (0:11.63)	0:35.61					
Rank	TAB	Horse/Jockey	Barrier	Top Speed [km/h]	Fastest Section							Distance Travelled [m]	
1	12	TORABELLA Angela Jones	8	69.7 1200m	0:10.76 1200m	1:21.05 [1] (0:11.37)	1:09.68 [1] (0:10.76)	0:58.92 [1] (0:11.50)	0:47.42 [1] (0:11.81)	0:35.61 [1] (0:11.78)	0:23.83 [1] (0:11.63)	0:35.61	
2	10	ASSEMBLE James Orman	5	67.5 1200m	0:10.91 1200m	1:21.60 [2] (0:11.55)	1:10.05 [2] (0:10.91)	0:59.14 [3] (0:11.59)	0:47.55 [4] (0:11.84)	0:35.71 [5] (0:11.76)	0:23.95 [2] (0:11.74)	0:35.71	+2
3	5	RIDE FOR LUCK Robbie Dolan	4	66.8 1200m	0:10.96 1200m	1:22.03 [3] (0:11.88)	1:10.15 [8] (0:10.96)	0:59.19 [7] (0:11.43)	0:47.76 [6] (0:11.75)	0:36.01 [6] (0:11.68)	0:24.33 [5] (0:11.87)	0:36.01	+1
4	1	ALIGN THE PLANETS Kyle Wilson-Taylor	13	66.9 1200m	0:11.10 1200m	1:22.32 [4] (0:12.03)	1:10.29 [10] (0:11.10)	0:59.19 [9] (0:11.47)	0:47.72 [10] (0:11.83)	0:35.89 [11] (0:11.55)	0:24.34 [7] (0:11.88)	0:35.89	+4
5	13	TRAVIATA Nikita Beriman	18	65.9 1200m	0:11.14 1200m	1:22.49 [5] (0:12.19)	1:10.30 [11] (0:11.14)	0:59.16 [11] (0:11.37)	0:47.79 [11] (0:11.72)	0:36.07 [10] (0:11.80)	0:24.27 [10] (0:12.04)	0:36.07	+9
6	18	BENFICA LASS Luke Tarrant	2	65.5 1200m	0:11.16 1200m	1:23.09 [6] (0:12.02)	1:11.07 [9] (0:11.16)	0:59.91 [10] (0:11.39)	0:48.52 [9] (0:11.75)	0:36.77 [8] (0:11.79)	0:24.98 [8] (0:12.39)	0:36.77	+0
7	7	CHAYSE'N' THE KING Sean Cormack	11	65.9 1000m	0:11.21 1200m	1:23.16 [7] (0:12.22)	1:10.94 [12] (0:11.21)	0:59.73 [12] (0:11.34)	0:48.39 [12] (0:11.80)	0:36.59 [12] (0:11.75)	0:24.84 [11] (0:11.98)	0:36.59	+1
8	3	BURDEKIN BOY Boris Thornton	3	67.2 1200m	0:10.90 1200m	1:23.38 [8] (0:11.69)	1:11.69 [4] (0:10.90)	1:00.79 [5] (0:11.47)	0:49.32 [5] (0:11.82)	0:37.50 [4] (0:11.80)	0:25.70 [4] (0:12.20)	0:37.50	+5
9	15	WITH DIAMONDS Casey Waddell	12	65.8 1000m	0:11.26 1200m	1:23.60 [9] (0:12.50)	1:11.10 [13] (0:11.26)	0:59.84 [13] (0:11.26)	0:48.58 [13] (0:11.76)	0:36.82 [13] (0:11.89)	0:24.93 [12] (0:12.20)	0:36.82	+5
10	4	DESERT SAFARI Bailey Wheeler	1	66.5 1200m	0:10.87 1200m	1:24.14 [10] (0:11.64)	1:12.50 [3] (0:10.87)	1:01.63 [4] (0:11.49)	0:50.14 [3] (0:11.77)	0:38.37 [3] (0:11.97)	0:26.40 [6] (0:12.61)	0:38.37	+0

Scratched: Irish Arthur (#19), Whiskey And Beer (#2), Allezbec (#9), Hatasu (#11), I'm Inspired (#16), Rothsphene (#17), Artezza (#20)



Ipswich QLD Professional
 Race 5: STAR OF CSI Maiden Plate - 1350m
 21 February 2024 - 17:13



Track Rating: Good 4, Weather: Fine, Rail Position: +6.5m Entire

Section	Overall	1200m	1000m	800m	600m	400m	Last 600m
Field Times	1:21.05 (0:11.37)	1:09.68 (0:10.76)	0:58.92 (0:11.50)	0:47.42 (0:11.81)	0:35.61 (0:11.78)	0:23.83 (0:11.63)	0:35.61

Rank	TAB	Horse/Jockey	Barrier	Top Speed [km/h]	Fastest Section	Overall	1200m	1000m	800m	600m	400m	Last 600m	Distance Travelled [m]
11	8	DREAM PASSAGE Ryan Maloney	9	67.1 1200m	0:11.06 1200m	1:24.79 [11] (0:11.81)	1:12.98 [7] (0:11.06)	1:01.92 [8] (0:11.41)	0:50.51 [8] (0:11.86)	0:38.65 [7] (0:12.04)	0:26.61 [9] (0:13.01)	0:38.65	+4
12	14	SMASH IT MADDI Damien Thornton	10	67.9 1200m	0:10.73 1200m	1:25.06 [12] (0:11.70)	1:13.36 [5] (0:10.73)	1:02.63 [2] (0:11.35)	0:51.28 [2] (0:11.84)	0:39.44 [2] (0:12.05)	0:27.39 [3] (0:13.07)	0:39.44	+5
13	6	TREVINO Melea Castle	15	65.8 1200m	0:11.07 1200m	1:26.04 [13] (0:11.76)	1:14.28 [6] (0:11.07)	1:03.21 [6] (0:11.44)	0:51.77 [7] (0:12.06)	0:39.71 [9] (0:12.71)	0:27.00 [13] (0:13.91)	0:39.71	+5

Scratched: Irish Arthur (#19), Whiskey And Beer (#2), Allezbek (#9), Hatasu (#11), I'm Inspired (#16), Rothsphene (#17), Artezza (#20)

[] Ranking at each section and finish
 -:-:-:- No data available at this section
 NA No data available

SCN Saddle cloth number
 DNF Did not finish
 DNT Did not track

Track Rating: Good 4, Weather: Fine, Rail Position: +6.5m Entire

Section							200m			Last 600m
Field Times							0:12.20			0:35.61
							(0:12.20)			
Rank	TAB	Horse/Jockey	Barrier	Top Speed [km/h]	Fastest Section	Margin			Distance Travelled [m]	
1	12	TORABELLA Angela Jones	8	69.7 1200m	0:10.76 1200m	0:12.20 [1] (0:12.20)	1:21.05		0:35.61	
2	10	ASSEMBLE James Orman	5	67.5 1200m	0:10.91 1200m	0:12.21 [2] (0:12.21)	3.26L		0:35.71 +2	
3	5	RIDE FOR LUCK Robbie Dolan	4	66.8 1200m	0:10.96 1200m	0:12.46 [3] (0:12.46)	5.75L		0:36.01 +1	
4	1	ALIGN THE PLANETS Kyle Wilson-Taylor	13	66.9 1200m	0:11.10 1200m	0:12.46 [4] (0:12.46)	7.48L		0:35.89 +4	
5	13	TRAVIATA Nikita Beriman	18	65.9 1200m	0:11.14 1200m	0:12.23 [6] (0:12.23)	8.48L		0:36.07 +9	
6	18	BENFICA LASS Luke Tarrant	2	65.5 1200m	0:11.16 1200m	0:12.59 [9] (0:12.59)	11.99L		0:36.77 +0	
7	7	CHAYSE'N' THE KING Sean Cormack	11	65.9 1000m	0:11.21 1200m	0:12.86 [7] (0:12.86)	12.4L		0:36.59 +1	
8	3	BURDEKIN BOY Boris Thornton	3	67.2 1200m	0:10.90 1200m	0:13.50 [5] (0:13.50)	13.69L		0:37.50 +5	
9	15	WITH DIAMONDS Casey Waddell	12	65.8 1000m	0:11.26 1200m	0:12.73 [11] (0:12.73)	14.98L		0:36.82 +5	
10	4	DESERT SAFARI Bailey Wheeler	1	66.5 1200m	0:10.87 1200m	0:13.79 [8] (0:13.79)	18.17L		0:38.37 +0	

Scratched: Irish Arthur (#19), Whiskey And Beer (#2), Allezbek (#9), Hatasu (#11), I'm Inspired (#16), Rothsphene (#17), Artezza (#20)



Ipswich QLD Professional
 Race 5: STAR OF CSI Maiden Plate - 1350m
 21 February 2024 - 17:13



Track Rating: Good 4, Weather: Fine, Rail Position: +6.5m Entire

Section				200m				Last 600m	
Field Times				0:12.20 (0:12.20)				0:35.61	
Rank	TAB	Horse/Jockey	Barrier	Top Speed [km/h]	Fastest Section	Margin			Distance Travelled [m]
11	8	DREAM PASSAGE Ryan Maloney	9	67.1 1200m	0:11.06 1200m	0:13.60 [12] (0:13.60)	21.99L		0:38.65 +4
12	14	SMASH IT MADDI Damien Thornton	10	67.9 1200m	0:10.73 1200m	0:14.32 [10] (0:14.32)	23.61L		0:39.44 +5
13	6	TREVINO Melea Castle	15	65.8 1200m	0:11.07 1200m	0:13.09 [13] (0:13.09)	29.38L		0:39.71 +5

Scratched: Irish Arthur (#19), Whiskey And Beer (#2), Allezbec (#9), Hatasu (#11), I'm Inspired (#16), Rothsphene (#17), Artezza (#20)



Horse/Jockey Name	Torabella
Final Rank	1
Fastest Section Time (Section)	0:10.76 (1200m)
Top Speed [km/h] (Section)	69.7 (1200m)
Race State	Finished



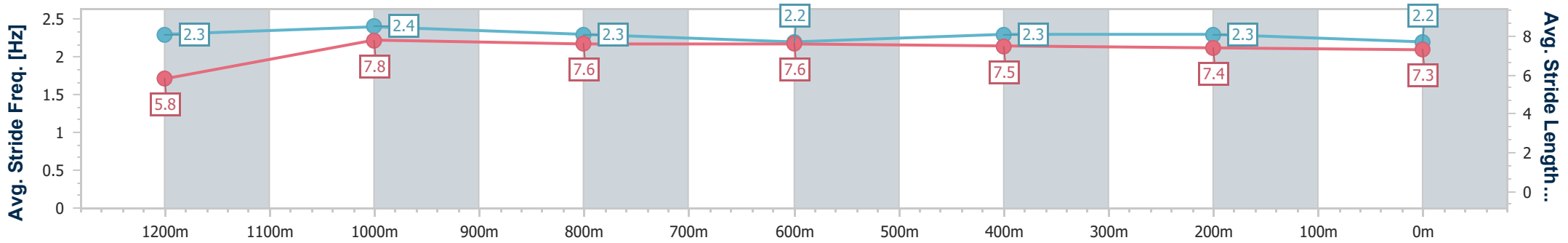
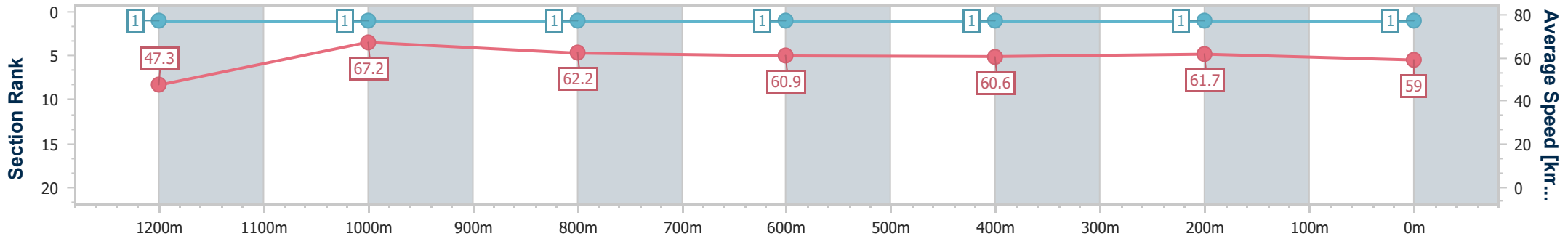
Ipswich QLD Professional
Race 5: STAR OF CSI Maiden Plate - 1350m



21 February 2024 - 17:13

Track Rating: Good 4, Weather: Fine, Rail Position: +6.5m Entire

Section	Overall	1200m	1000m	800m	600m	400m	200m
Section Times	1:21.05 [1] (0:11.37)	1:09.68 [1] (0:10.76)	0:58.92 [1] (0:11.50)	0:47.42 [1] (0:11.81)	0:35.61 [1] (0:11.78)	0:23.83 [1] (0:11.63)	0:12.20 [1] (0:12.20)
Average Speed [km/h]	47.3	67.2	62.2	60.9	60.6	61.7	59.0
Top Speed [km/h]	69.0	69.7	63.8	61.2	61.7	62.4	60.6
Avg. Dist. to Rail [m]	4.4	1.1	0.4	1.2	1.4	1.2	0.4
Avg. Stride Freq. [Hz]	2.3	2.4	2.3	2.2	2.3	2.3	2.2
Avg. Stride Length [m]	5.8	7.8	7.6	7.6	7.5	7.4	7.3



- [] Ranking at each section and finish
- .-.- No data available at this section
- NA No data available



Horse/Jockey Name	Assemble
Final Rank	2
Fastest Section Time (Section)	0:10.91 (1200m)
Top Speed [km/h] (Section)	67.5 (1200m)
Race State	Finished



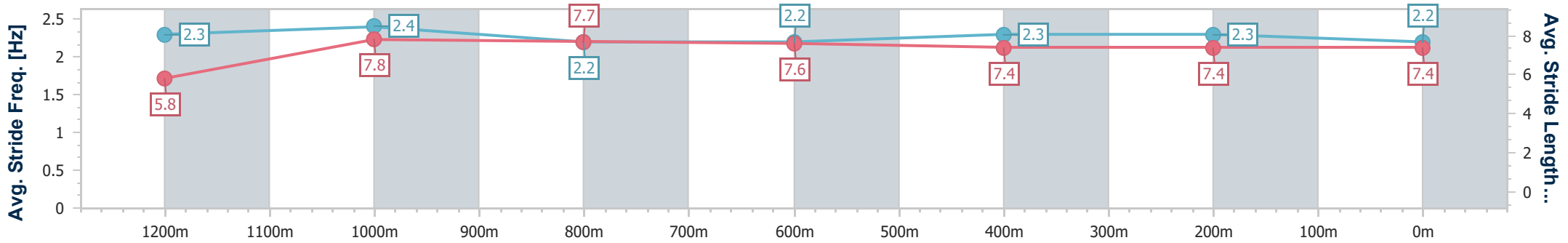
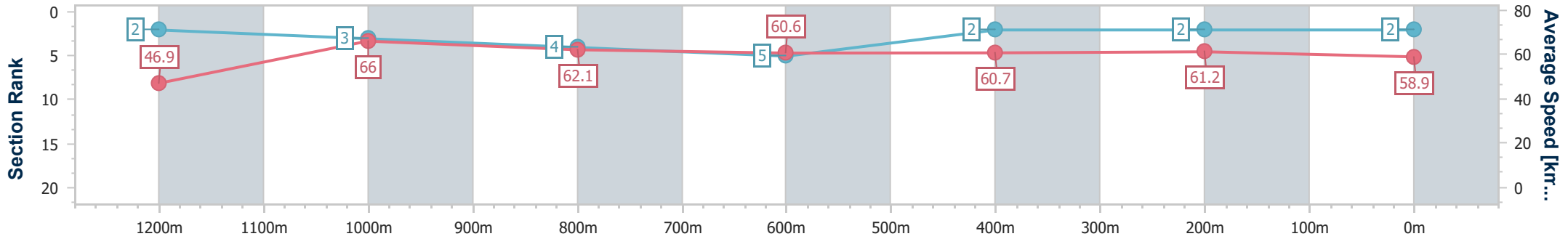
Ipswich QLD Professional
Race 5: STAR OF CSI Maiden Plate - 1350m



21 February 2024 - 17:13

Track Rating: Good 4, Weather: Fine, Rail Position: +6.5m Entire

Section	Overall	1200m	1000m	800m	600m	400m	200m
Section Times	1:21.60 [2] (0:11.55)	1:10.05 [2] (0:10.91)	0:59.14 [3] (0:11.59)	0:47.55 [4] (0:11.84)	0:35.71 [5] (0:11.76)	0:23.95 [2] (0:11.74)	0:12.21 [2] (0:12.21)
Average Speed [km/h]	46.9	66.0	62.1	60.6	60.7	61.2	58.9
Top Speed [km/h]	66.9	67.5	63.9	61.8	62.1	62.6	61.4
Avg. Dist. to Rail [m]	4.1	0.6	0.2	0.8	1.4	0.5	0.2
Avg. Stride Freq. [Hz]	2.3	2.4	2.2	2.2	2.3	2.3	2.2
Avg. Stride Length [m]	5.8	7.8	7.7	7.6	7.4	7.4	7.4



- [] Ranking at each section and finish
- .-.- No data available at this section
- NA No data available



Horse/Jockey Name	Ride For Luck
Final Rank	3
Fastest Section Time (Section)	0:10.96 (1200m)
Top Speed [km/h] (Section)	66.8 (1200m)
Race State	Finished



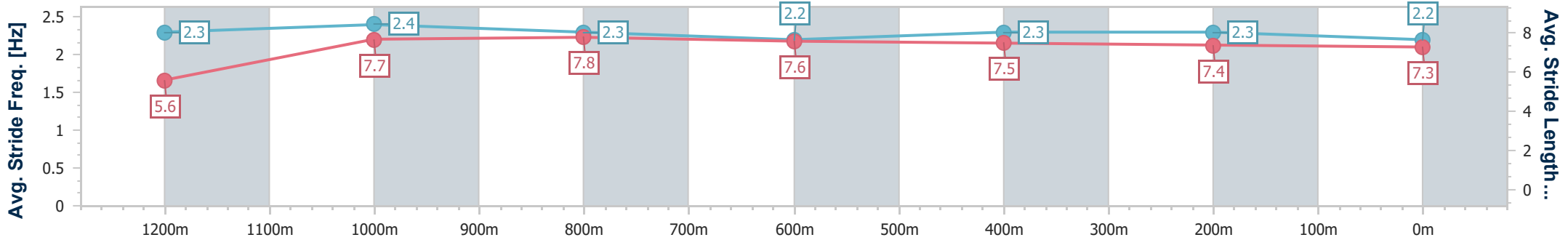
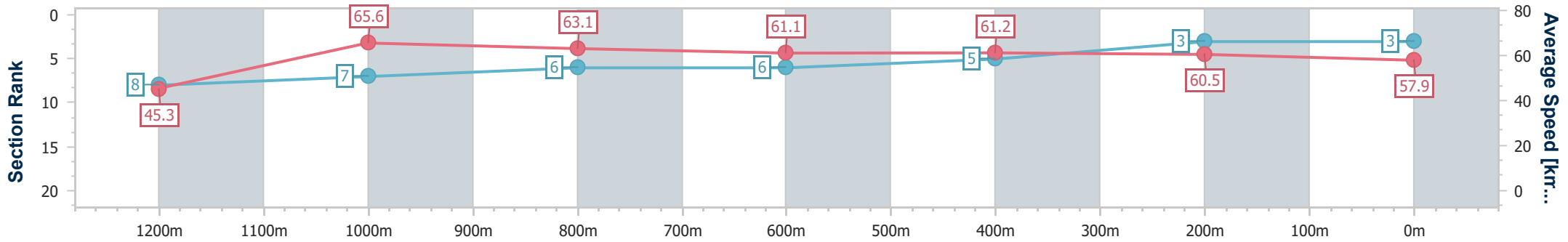
Ipswich QLD Professional
Race 5: STAR OF CSI Maiden Plate - 1350m



21 February 2024 - 17:13

Track Rating: Good 4, Weather: Fine, Rail Position: +6.5m Entire

Section	Overall	1200m	1000m	800m	600m	400m	200m
Section Times	1:22.03 [3] (0:11.88)	1:10.15 [8] (0:10.96)	0:59.19 [7] (0:11.43)	0:47.76 [6] (0:11.75)	0:36.01 [6] (0:11.68)	0:24.33 [5] (0:11.87)	0:12.46 [3] (0:12.46)
Average Speed [km/h]	45.3	65.6	63.1	61.1	61.2	60.5	57.9
Top Speed [km/h]	64.1	66.8	64.8	61.8	61.7	61.9	59.9
Avg. Dist. to Rail [m]	3.0	0.5	0.4	1.3	1.1	0.4	0.3
Avg. Stride Freq. [Hz]	2.3	2.4	2.3	2.2	2.3	2.3	2.2
Avg. Stride Length [m]	5.6	7.7	7.8	7.6	7.5	7.4	7.3



- [] Ranking at each section and finish
- .-.- No data available at this section
- NA No data available



Horse/Jockey Name	Align The Planets
Final Rank	4
Fastest Section Time (Section)	0:11.10 (1200m)
Top Speed [km/h] (Section)	66.9 (1200m)
Race State	Finished



Ipswich QLD Professional

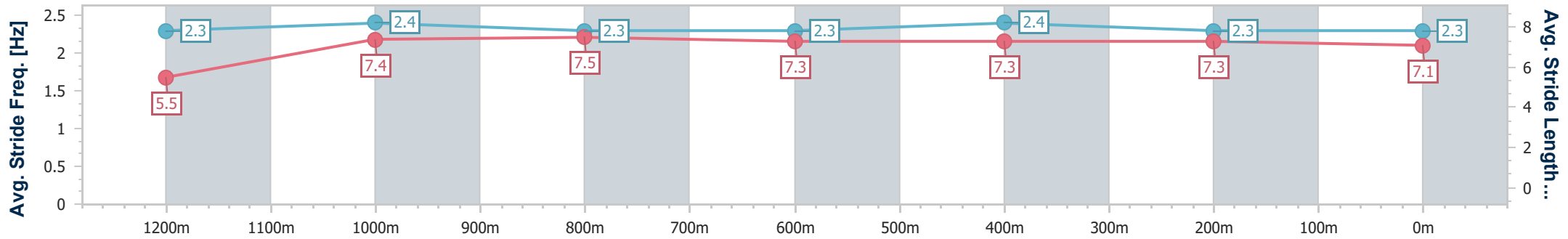
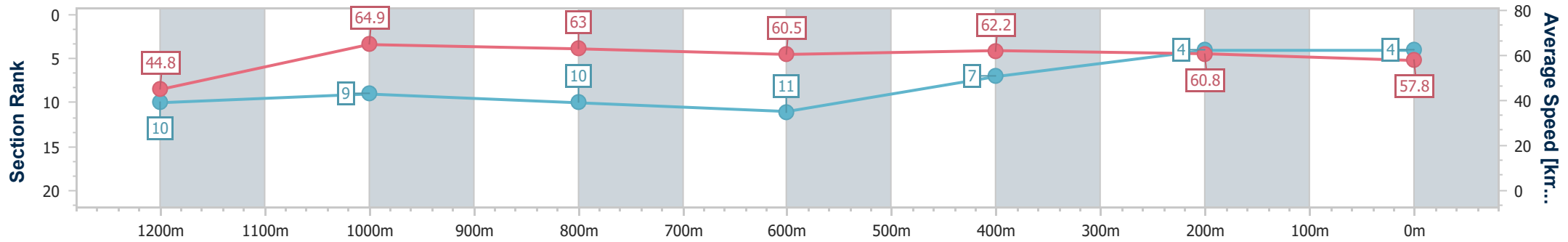
Race 5: STAR OF CSI Maiden Plate - 1350m

21 February 2024 - 17:13



Track Rating: Good 4, Weather: Fine, Rail Position: +6.5m Entire

Section	Overall	1200m	1000m	800m	600m	400m	200m
Section Times	1:22.32 [4] (0:12.03)	1:10.29 [10] (0:11.10)	0:59.19 [9] (0:11.47)	0:47.72 [10] (0:11.83)	0:35.89 [11] (0:11.55)	0:24.34 [7] (0:11.88)	0:12.46 [4] (0:12.46)
Average Speed [km/h]	44.8	64.9	63.0	60.5	62.2	60.8	57.8
Top Speed [km/h]	62.6	66.9	64.3	61.2	63.7	61.8	60.0
Avg. Dist. to Rail [m]	5.9	0.5	0.2	0.7	0.5	1.1	2.0
Avg. Stride Freq. [Hz]	2.3	2.4	2.3	2.3	2.4	2.3	2.3
Avg. Stride Length [m]	5.5	7.4	7.5	7.3	7.3	7.3	7.1



- [] Ranking at each section and finish
- .-.- No data available at this section
- NA No data available



Horse/Jockey Name	Traviata
Final Rank	5
Fastest Section Time (Section)	0:11.14 (1200m)
Top Speed [km/h] (Section)	65.9 (1200m)
Race State	Finished



Ipswich QLD Professional

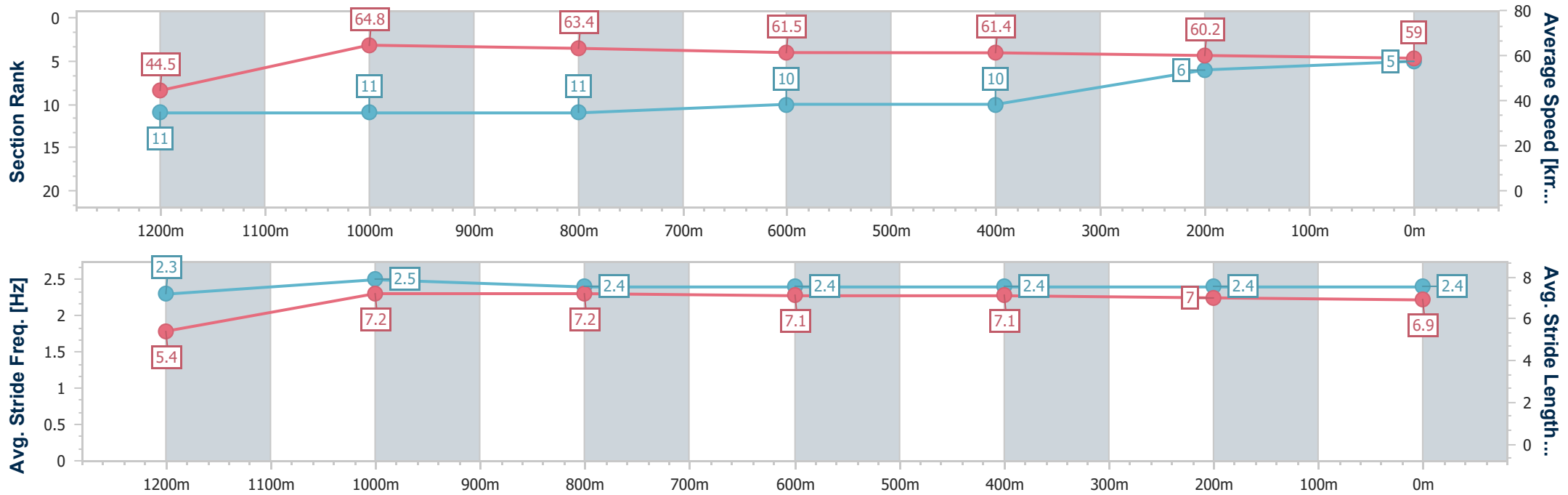
Race 5: STAR OF CSI Maiden Plate - 1350m

21 February 2024 - 17:13



Track Rating: Good 4, Weather: Fine, Rail Position: +6.5m Entire

Section	Overall	1200m	1000m	800m	600m	400m	200m
Section Times	1:22.49 [5] (0:12.19)	1:10.30 [11] (0:11.14)	0:59.16 [11] (0:11.37)	0:47.79 [11] (0:11.72)	0:36.07 [10] (0:11.80)	0:24.27 [10] (0:12.04)	0:12.23 [6] (0:12.23)
Average Speed [km/h]	44.5	64.8	63.4	61.5	61.4	60.2	59.0
Top Speed [km/h]	62.9	65.9	65.2	62.8	61.9	61.3	59.9
Avg. Dist. to Rail [m]	8.1	1.4	1.3	1.1	1.4	2.6	4.3
Avg. Stride Freq. [Hz]	2.3	2.5	2.4	2.4	2.4	2.4	2.4
Avg. Stride Length [m]	5.4	7.2	7.2	7.1	7.1	7.0	6.9



- [] Ranking at each section and finish
- .-.- No data available at this section
- NA No data available



Horse/Jockey Name	Benfica Lass
Final Rank	6
Fastest Section Time (Section)	0:11.16 (1200m)
Top Speed [km/h] (Section)	65.5 (1200m)
Race State	Finished



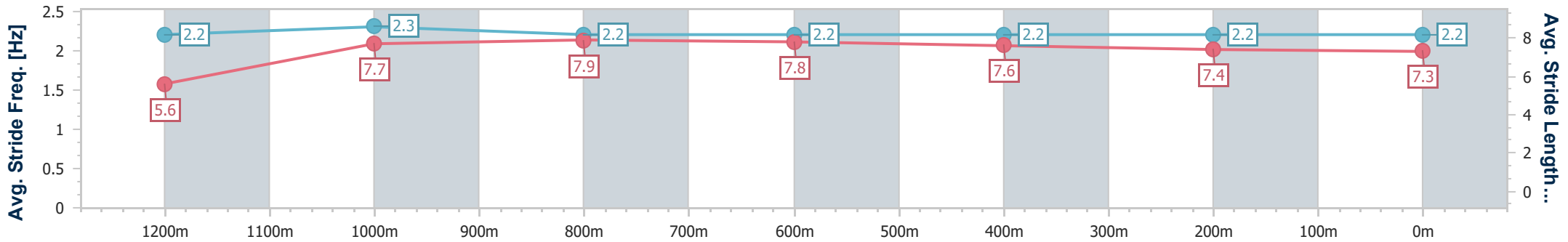
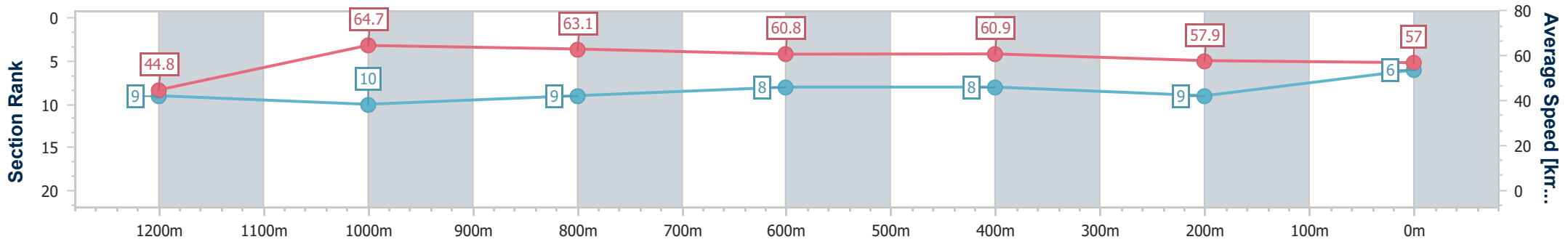
Ipswich QLD Professional
Race 5: STAR OF CSI Maiden Plate - 1350m



21 February 2024 - 17:13

Track Rating: Good 4, Weather: Fine, Rail Position: +6.5m Entire

Section	Overall	1200m	1000m	800m	600m	400m	200m
Section Times	1:23.09 [6] (0:12.02)	1:11.07 [9] (0:11.16)	0:59.91 [10] (0:11.39)	0:48.52 [9] (0:11.75)	0:36.77 [8] (0:11.79)	0:24.98 [8] (0:12.39)	0:12.59 [9] (0:12.59)
Average Speed [km/h]	44.8	64.7	63.1	60.8	60.9	57.9	57.0
Top Speed [km/h]	61.9	65.5	65.1	61.9	61.7	60.2	57.9
Avg. Dist. to Rail [m]	1.8	0.7	0.7	1.2	1.2	1.0	0.5
Avg. Stride Freq. [Hz]	2.2	2.3	2.2	2.2	2.2	2.2	2.2
Avg. Stride Length [m]	5.6	7.7	7.9	7.8	7.6	7.4	7.3



- [] Ranking at each section and finish
- .-.- No data available at this section
- NA No data available



Horse/Jockey Name	Chayse'n' The King
Final Rank	7
Fastest Section Time (Section)	0:11.21 (1200m)
Top Speed [km/h] (Section)	65.9 (1000m)
Race State	Finished



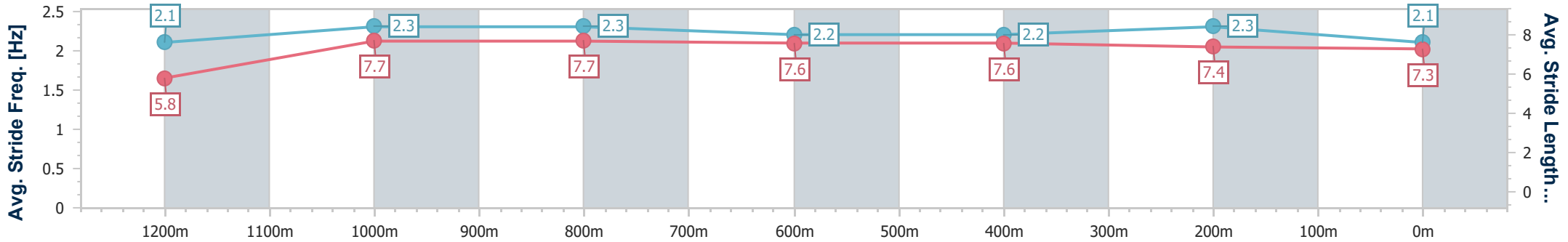
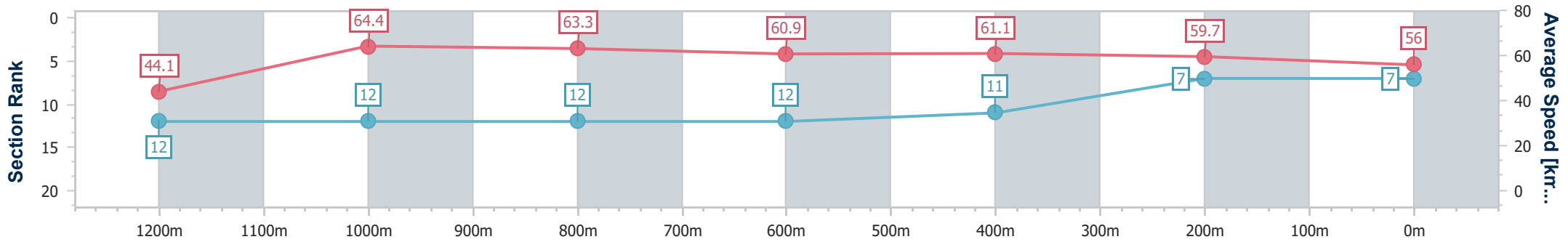
Ipswich QLD Professional
Race 5: STAR OF CSI Maiden Plate - 1350m



21 February 2024 - 17:13

Track Rating: Good 4, Weather: Fine, Rail Position: +6.5m Entire

Section	Overall	1200m	1000m	800m	600m	400m	200m
Section Times	1:23.16 [7] (0:12.22)	1:10.94 [12] (0:11.21)	0:59.73 [12] (0:11.34)	0:48.39 [12] (0:11.80)	0:36.59 [12] (0:11.75)	0:24.84 [11] (0:11.98)	0:12.86 [7] (0:12.86)
Average Speed [km/h]	44.1	64.4	63.3	60.9	61.1	59.7	56.0
Top Speed [km/h]	63.2	65.7	65.9	62.5	62.3	60.8	59.6
Avg. Dist. to Rail [m]	5.3	0.7	0.2	0.5	1.2	1.3	2.7
Avg. Stride Freq. [Hz]	2.1	2.3	2.3	2.2	2.2	2.3	2.1
Avg. Stride Length [m]	5.8	7.7	7.7	7.6	7.6	7.4	7.3



- [] Ranking at each section and finish
- .-.- No data available at this section
- NA No data available



Horse/Jockey Name	Burdekin Boy
Final Rank	8
Fastest Section Time (Section)	0:10.90 (1200m)
Top Speed [km/h] (Section)	67.2 (1200m)
Race State	Finished



Ipswich QLD Professional

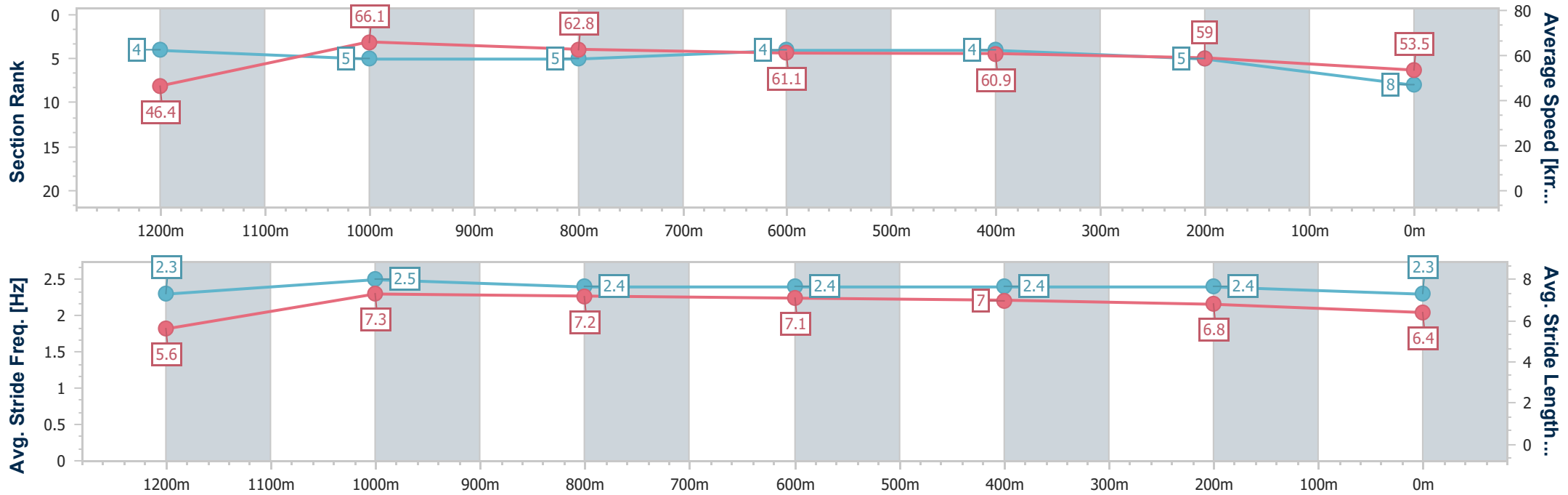
Race 5: STAR OF CSI Maiden Plate - 1350m

21 February 2024 - 17:13



Track Rating: Good 4, Weather: Fine, Rail Position: +6.5m Entire

Section	Overall	1200m	1000m	800m	600m	400m	200m
Section Times	1:23.38 [8] (0:11.69)	1:11.69 [4] (0:10.90)	1:00.79 [5] (0:11.47)	0:49.32 [5] (0:11.82)	0:37.50 [4] (0:11.80)	0:25.70 [4] (0:12.20)	0:13.50 [5] (0:13.50)
Average Speed [km/h]	46.4	66.1	62.8	61.1	60.9	59.0	53.5
Top Speed [km/h]	64.6	67.2	64.9	62.0	61.7	61.8	58.3
Avg. Dist. to Rail [m]	2.0	0.7	0.7	0.9	0.5	0.4	0.6
Avg. Stride Freq. [Hz]	2.3	2.5	2.4	2.4	2.4	2.4	2.3
Avg. Stride Length [m]	5.6	7.3	7.2	7.1	7.0	6.8	6.4



- [] Ranking at each section and finish
- .-.- No data available at this section
- NA No data available



Horse/Jockey Name	With Diamonds
Final Rank	9
Fastest Section Time (Section)	0:11.26 (1200m)
Top Speed [km/h] (Section)	65.8 (1000m)
Race State	Finished



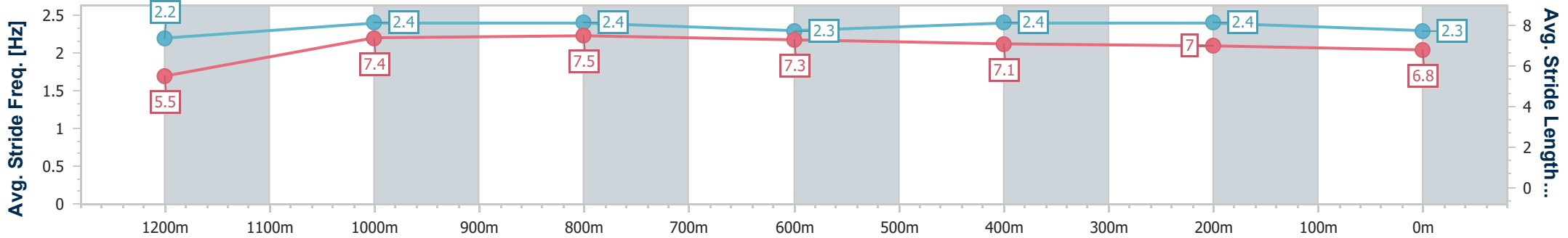
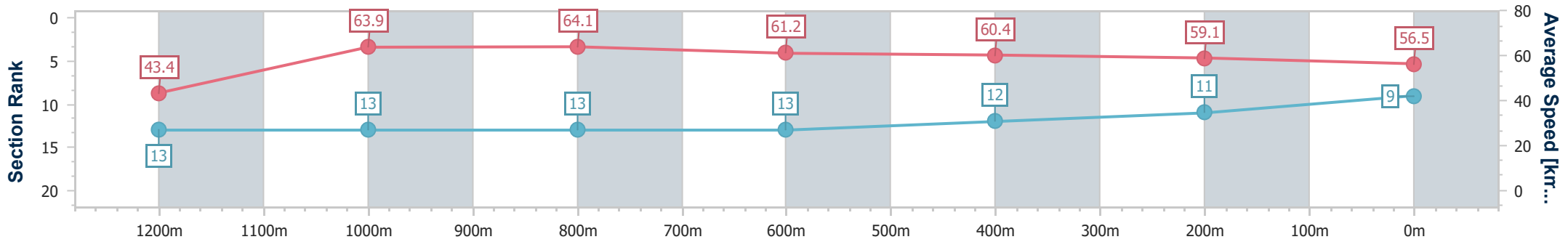
Ipswich QLD Professional
Race 5: STAR OF CSI Maiden Plate - 1350m



21 February 2024 - 17:13

Track Rating: Good 4, Weather: Fine, Rail Position: +6.5m Entire

Section	Overall	1200m	1000m	800m	600m	400m	200m
Section Times	1:23.60 [9] (0:12.50)	1:11.10 [13] (0:11.26)	0:59.84 [13] (0:11.26)	0:48.58 [13] (0:11.76)	0:36.82 [13] (0:11.89)	0:24.93 [12] (0:12.20)	0:12.73 [11] (0:12.73)
Average Speed [km/h]	43.4	63.9	64.1	61.2	60.4	59.1	56.5
Top Speed [km/h]	62.4	65.0	65.8	62.6	60.7	60.7	58.0
Avg. Dist. to Rail [m]	5.7	0.5	0.2	0.3	0.6	0.4	0.4
Avg. Stride Freq. [Hz]	2.2	2.4	2.4	2.3	2.4	2.4	2.3
Avg. Stride Length [m]	5.5	7.4	7.5	7.3	7.1	7.0	6.8



- [] Ranking at each section and finish
- .-.- No data available at this section
- NA No data available



Horse/Jockey Name	Desert Safari
Final Rank	10
Fastest Section Time (Section)	0:10.87 (1200m)
Top Speed [km/h] (Section)	66.5 (1200m)
Race State	Finished



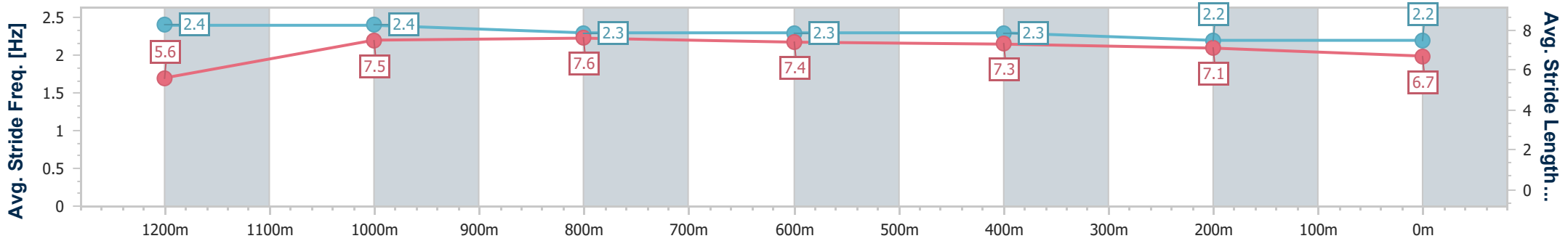
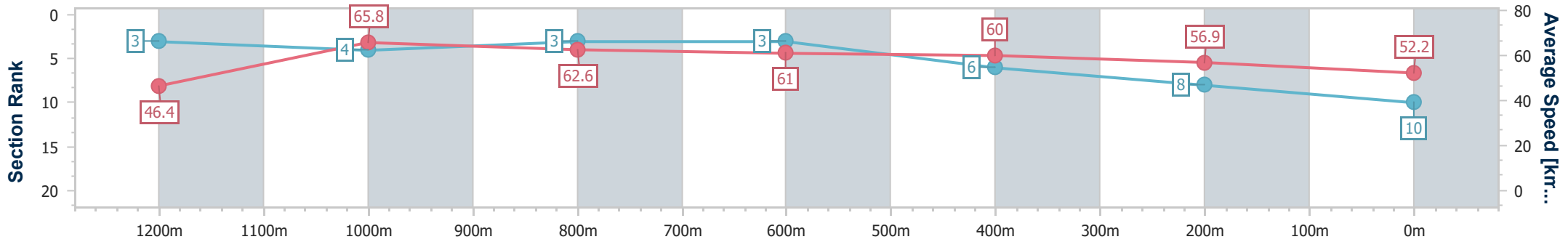
Ipswich QLD Professional
Race 5: STAR OF CSI Maiden Plate - 1350m



21 February 2024 - 17:13

Track Rating: Good 4, Weather: Fine, Rail Position: +6.5m Entire

Section	Overall	1200m	1000m	800m	600m	400m	200m
Section Times	1:24.14 [10] (0:11.64)	1:12.50 [3] (0:10.87)	1:01.63 [4] (0:11.49)	0:50.14 [3] (0:11.77)	0:38.37 [3] (0:11.97)	0:26.40 [6] (0:12.61)	0:13.79 [8] (0:13.79)
Average Speed [km/h]	46.4	65.8	62.6	61.0	60.0	56.9	52.2
Top Speed [km/h]	65.4	66.5	63.9	61.8	60.9	58.4	55.8
Avg. Dist. to Rail [m]	3.0	1.6	1.4	1.0	0.7	0.6	2.0
Avg. Stride Freq. [Hz]	2.4	2.4	2.3	2.3	2.3	2.2	2.2
Avg. Stride Length [m]	5.6	7.5	7.6	7.4	7.3	7.1	6.7



- [] Ranking at each section and finish
- .-.- No data available at this section
- NA No data available



Horse/Jockey Name	Dream Passage
Final Rank	11
Fastest Section Time (Section)	0:11.06 (1200m)
Top Speed [km/h] (Section)	67.1 (1200m)
Race State	Finished



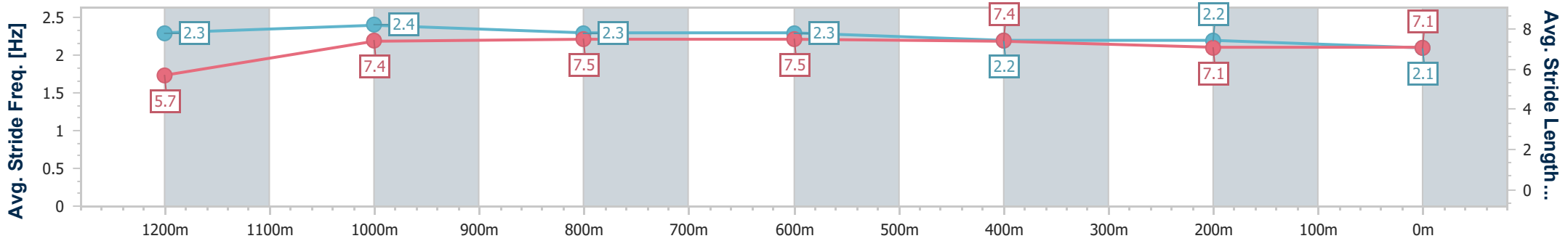
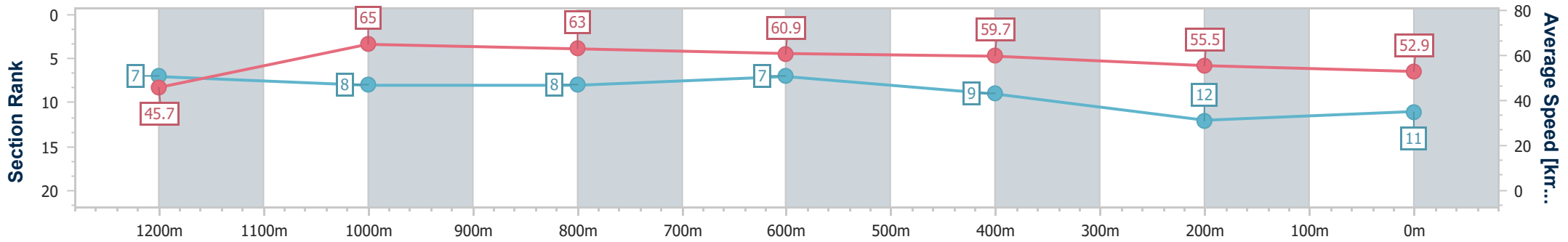
Ipswich QLD Professional
Race 5: STAR OF CSI Maiden Plate - 1350m



21 February 2024 - 17:13

Track Rating: Good 4, Weather: Fine, Rail Position: +6.5m Entire

Section	Overall	1200m	1000m	800m	600m	400m	200m
Section Times	1:24.79 [11] (0:11.81)	1:12.98 [7] (0:11.06)	1:01.92 [8] (0:11.41)	0:50.51 [8] (0:11.86)	0:38.65 [7] (0:12.04)	0:26.61 [9] (0:13.01)	0:13.60 [12] (0:13.60)
Average Speed [km/h]	45.7	65.0	63.0	60.9	59.7	55.5	52.9
Top Speed [km/h]	63.6	67.1	63.9	61.2	60.5	59.6	53.5
Avg. Dist. to Rail [m]	4.6	0.5	0.4	0.3	0.3	2.3	4.1
Avg. Stride Freq. [Hz]	2.3	2.4	2.3	2.3	2.2	2.2	2.1
Avg. Stride Length [m]	5.7	7.4	7.5	7.5	7.4	7.1	7.1



- [] Ranking at each section and finish
- .-.- No data available at this section
- NA No data available



Horse/Jockey Name	Smash It Maddi
Final Rank	12
Fastest Section Time (Section)	0:10.73 (1200m)
Top Speed [km/h] (Section)	67.9 (1200m)
Race State	Finished



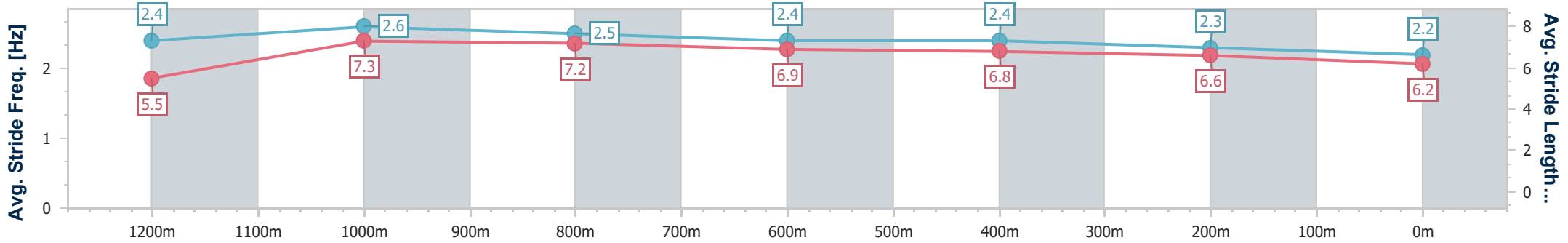
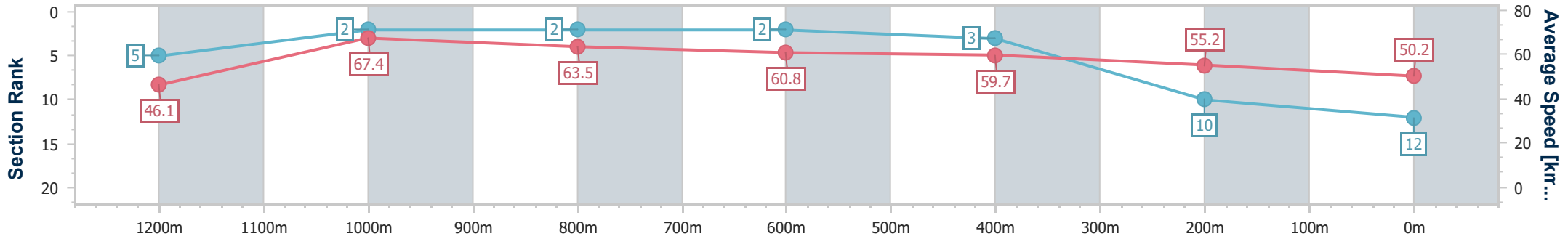
Ipswich QLD Professional
Race 5: STAR OF CSI Maiden Plate - 1350m



21 February 2024 - 17:13

Track Rating: Good 4, Weather: Fine, Rail Position: +6.5m Entire

Section	Overall	1200m	1000m	800m	600m	400m	200m
Section Times	1:25.06 [12] (0:11.70)	1:13.36 [5] (0:10.73)	1:02.63 [2] (0:11.35)	0:51.28 [2] (0:11.84)	0:39.44 [2] (0:12.05)	0:27.39 [3] (0:13.07)	0:14.32 [10] (0:14.32)
Average Speed [km/h]	46.1	67.4	63.5	60.8	59.7	55.2	50.2
Top Speed [km/h]	65.9	67.9	66.3	61.5	61.3	57.1	54.4
Avg. Dist. to Rail [m]	6.9	3.0	0.7	0.3	0.5	1.5	2.4
Avg. Stride Freq. [Hz]	2.4	2.6	2.5	2.4	2.4	2.3	2.2
Avg. Stride Length [m]	5.5	7.3	7.2	6.9	6.8	6.6	6.2



- [] Ranking at each section and finish
- .-.- No data available at this section
- NA No data available



Horse/Jockey Name	Trevino
Final Rank	13
Fastest Section Time (Section)	0:11.07 (1200m)
Top Speed [km/h] (Section)	65.8 (1200m)
Race State	Finished



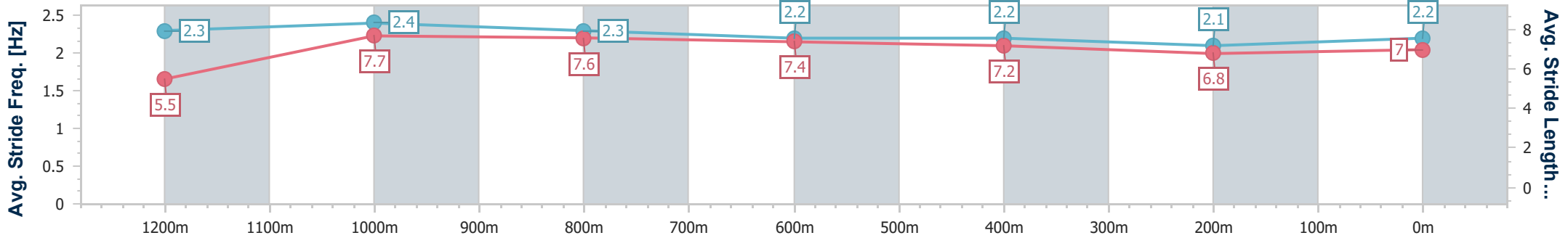
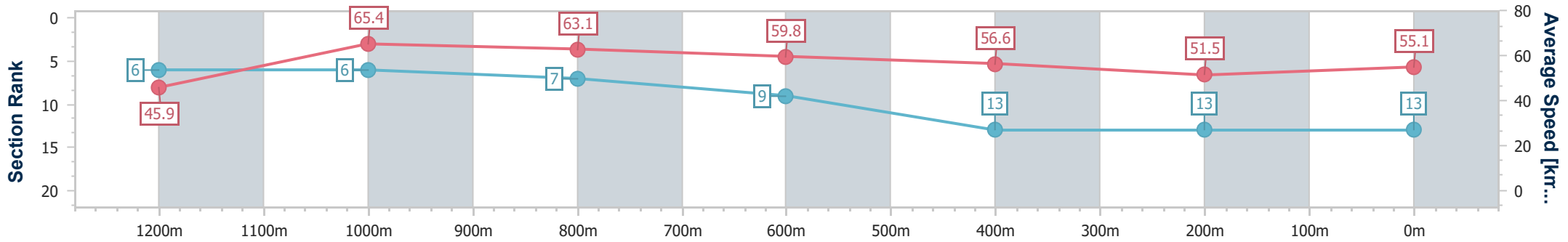
Ipswich QLD Professional
Race 5: STAR OF CSI Maiden Plate - 1350m



21 February 2024 - 17:13

Track Rating: Good 4, Weather: Fine, Rail Position: +6.5m Entire

Section	Overall	1200m	1000m	800m	600m	400m	200m
Section Times	1:26.04 [13] (0:11.76)	1:14.28 [6] (0:11.07)	1:03.21 [6] (0:11.44)	0:51.77 [7] (0:12.06)	0:39.71 [9] (0:12.71)	0:27.00 [13] (0:13.91)	0:13.09 [13] (0:13.09)
Average Speed [km/h]	45.9	65.4	63.1	59.8	56.6	51.5	55.1
Top Speed [km/h]	63.1	65.8	65.0	61.3	57.8	54.7	56.1
Avg. Dist. to Rail [m]	8.8	2.0	1.2	0.9	0.7	1.3	1.3
Avg. Stride Freq. [Hz]	2.3	2.4	2.3	2.2	2.2	2.1	2.2
Avg. Stride Length [m]	5.5	7.7	7.6	7.4	7.2	6.8	7.0



- [] Ranking at each section and finish
- .-.- No data available at this section
- NA No data available

Ipswich QLD Professional

Race 6: SEVEN Class 1 Handicap - 1350m

21 February 2024 - 17:45

Track Rating: Good 4, Weather: Fine, Rail Position: +6.5m Entire

Section												Last 600m	
Field Times		Overall	1200m	1000m	800m	600m	400m						
		1:21.77 (0:11.56)	1:10.21 (0:10.84)	0:59.37 (0:11.42)	0:47.95 (0:11.56)	0:36.39 (0:11.58)	0:24.81 (0:12.31)						0:36.39
Rank	TAB	Horse/Jockey	Barrier	Top Speed [km/h]	Fastest Section							Distance Travelled [m]	
1	6	ZAKIYYA Ryan Maloney	10	65.4 1200m	0:11.23 1200m	1:21.77 [1] (0:11.90)	1:09.87 [8] (0:11.23)	0:58.64 [8] (0:11.51)	0:47.13 [7] (0:11.61)	0:35.52 [7] (0:11.58)	0:23.94 [6] (0:11.88)	0:35.52	
2	5	TO WISH James Orman	2	67.2 1200m	0:10.94 1200m	1:21.92 [2] (0:11.82)	1:10.10 [6] (0:10.94)	0:59.16 [4] (0:11.43)	0:47.73 [3] (0:11.52)	0:36.21 [3] (0:11.74)	0:24.47 [2] (0:12.00)	0:36.21	-4
3	7	SATASHI Damien Thornton	4	64.6 1200m	0:11.22 1200m	1:22.20 [3] (0:11.81)	1:10.39 [5] (0:11.22)	0:59.17 [6] (0:11.47)	0:47.70 [6] (0:11.50)	0:36.20 [6] (0:11.64)	0:24.56 [4] (0:11.99)	0:36.20	-7
4	9	IN BARCELONA Cejay Graham	11	67.4 1200m	0:10.84 1200m	1:22.28 [4] (0:11.56)	1:10.72 [1] (0:10.84)	0:59.88 [1] (0:11.42)	0:48.46 [1] (0:11.56)	0:36.90 [1] (0:11.58)	0:25.32 [1] (0:12.31)	0:36.90	-5
5	8	KASEAR Justin Stanley	3	65.8 1200m	0:11.35 1200m	1:22.34 [5] (0:11.86)	1:10.48 [7] (0:11.35)	0:59.13 [9] (0:11.60)	0:47.53 [9] (0:11.63)	0:35.90 [9] (0:11.69)	0:24.21 [10] (0:11.99)	0:35.90	+1
6	12	SUPER ART Jim Byrne	5	64.8 1200m	0:11.45 1200m	1:22.57 [6] (0:12.03)	1:10.54 [10] (0:11.45)	0:59.09 [10] (0:11.61)	0:47.48 [11] (0:11.52)	0:35.96 [11] (0:11.66)	0:24.30 [11] (0:12.02)	0:35.96	-1
7	2	SECRETLY BETTER Kyle Wilson-Taylor	7	66.1 1200m	0:11.12 1200m	1:22.91 [7] (0:11.61)	1:11.30 [2] (0:11.12)	1:00.18 [3] (0:11.53)	0:48.65 [5] (0:11.70)	0:36.95 [5] (0:11.97)	0:24.98 [8] (0:12.30)	0:36.95	-3
8	3	DEALING'S DONE Robbie Dolan	6	65.9 1200m	0:11.24 1200m	1:23.40 [8] (0:12.35)	1:11.05 [11] (0:11.24)	0:59.81 [11] (0:11.48)	0:48.33 [10] (0:11.50)	0:36.83 [10] (0:11.54)	0:25.29 [9] (0:12.31)	0:36.83	-8
9	4	PEPERONCINO Bailey Wheeler	1	66.0 1200m	0:11.17 1200m	1:23.48 [9] (0:11.96)	1:11.52 [9] (0:11.17)	1:00.35 [7] (0:11.63)	0:48.72 [8] (0:11.50)	0:37.22 [8] (0:11.63)	0:25.59 [7] (0:12.25)	0:37.22	-8
10	11	SHADES OF LOUVRE Casey Waddell	8	66.6 1200m	0:11.09 1200m	1:23.61 [10] (0:11.80)	1:11.81 [4] (0:11.09)	1:00.72 [5] (0:11.36)	0:49.36 [4] (0:11.58)	0:37.78 [4] (0:11.89)	0:25.89 [5] (0:12.66)	0:37.78	+0

Scratched: Bitoftheblarney (#1)



Ipswich QLD Professional
Race 6: SEVEN Class 1 Handicap - 1350m
 21 February 2024 - 17:45



Track Rating: Good 4, Weather: Fine, Rail Position: +6.5m Entire

Section		Overall	1200m	1000m	800m	600m	400m	Last 600m				
Field Times		1:21.77 (0:11.56)	1:10.21 (0:10.84)	0:59.37 (0:11.42)	0:47.95 (0:11.56)	0:36.39 (0:11.58)	0:24.81 (0:12.31)	0:36.39				
Rank	TAB Horse/Jockey	Barrier	Top Speed [km/h]	Fastest Section					Distance Travelled [m]			
11	13 EPAUVESCENT Samantha Collett	12	66.8 1200m	0:10.96 1200m	1:23.61 [11] (0:11.66)	1:11.95 [3] (0:10.96)	1:00.99 [2] (0:11.52)	0:49.47 [2] (0:11.57)	0:37.90 [2] (0:11.92)	0:25.98 [3] (0:12.51)	0:37.90	-3
12	10 BANKROLL BABE Luke Tarrant	13	65.6 1200m	0:11.26 1200m	1:23.96 [12] (0:12.44)	1:11.52 [12] (0:11.26)	1:00.26 [12] (0:11.60)	0:48.66 [12] (0:11.63)	0:37.03 [12] (0:11.55)	0:25.48 [12] (0:12.02)	0:37.03	-3

Scratched: Bitoftheblarney (#1)

[] Ranking at each section and finish
 -:-:- No data available at this section
 NA No data available

SCN Saddle cloth number
 DNF Did not finish
 DNT Did not track



Ipswich QLD Professional

Race 6: SEVEN Class 1 Handicap - 1350m

21 February 2024 - 17:45



Track Rating: Good 4, Weather: Fine, Rail Position: +6.5m Entire

Section				200m				Last 600m	
Field Times				0:12.50 (0:12.50)				0:36.39	
Rank	TAB	Horse/Jockey	Barrier	Top Speed [km/h]	Fastest Section	Margin			Distance Travelled [m]
1	6	ZAKIYYA Ryan Maloney	10	65.4 1200m	0:11.23 1200m	0:12.06 [4] (0:12.06)	1:21.77		0:35.52
2	5	TO WISH James Orman	2	67.2 1200m	0:10.94 1200m	0:12.47 [2] (0:12.47)	0.89L		0:36.21 -4
3	7	SATASHI Damien Thornton	4	64.6 1200m	0:11.22 1200m	0:12.57 [3] (0:12.57)	2.54L		0:36.20 -7
4	9	IN BARCELONA Cejay Graham	11	67.4 1200m	0:10.84 1200m	0:13.01 [1] (0:13.01)	3L		0:36.90 -5
5	8	KASEAR Justin Stanley	3	65.8 1200m	0:11.35 1200m	0:12.22 [5] (0:12.22)	3.38L		0:35.90 +1
6	12	SUPER ART Jim Byrne	5	64.8 1200m	0:11.45 1200m	0:12.28 [9] (0:12.28)	4.75L		0:35.96 -1
7	2	SECRETLY BETTER Kyle Wilson-Taylor	7	66.1 1200m	0:11.12 1200m	0:12.68 [8] (0:12.68)	6.75L		0:36.95 -3
8	3	DEALING'S DONE Robbie Dolan	6	65.9 1200m	0:11.24 1200m	0:12.98 [11] (0:12.98)	9.63L		0:36.83 -8
9	4	PEPERONCINO Bailey Wheeler	1	66.0 1200m	0:11.17 1200m	0:13.34 [7] (0:13.34)	10.09L		0:37.22 -8
10	11	SHADES OF LOUVRE Casey Waddell	8	66.6 1200m	0:11.09 1200m	0:13.23 [10] (0:13.23)	10.82L		0:37.78 +0

Scratched: Bitoftheblarney (#1)

[] Ranking at each section and finish
 -:-:- No data available at this section
 NA No data available

SCN Saddle cloth number
 DNF Did not finish
 DNT Did not track



Ipswich QLD Professional
 Race 6: SEVEN Class 1 Handicap - 1350m
 21 February 2024 - 17:45



Track Rating: Good 4, Weather: Fine, Rail Position: +6.5m Entire

Section				200m				Last 600m	
Field Times				0:12.50 (0:12.50)				0:36.39	
Rank	TAB	Horse/Jockey	Barrier	Top Speed [km/h]	Fastest Section	Margin			Distance Travelled [m]
11	13	EPAUVESCENT Samantha Collett	12	66.8 1200m	0:10.96 1200m	0:13.47 [6] (0:13.47)	10.84L		0:37.90 -3
12	10	BANKROLL BABE Luke Tarrant	13	65.6 1200m	0:11.26 1200m	0:13.46 [12] (0:13.46)	12.91L		0:37.03 -3

Scratched: Bitoftheblarney (#1)

[] Ranking at each section and finish
 -:-:- No data available at this section
 NA No data available

SCN Saddle cloth number
 DNF Did not finish
 DNT Did not track



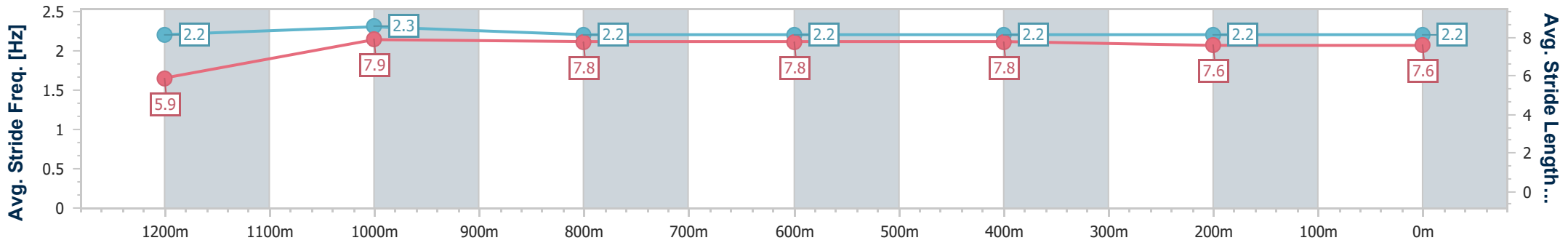
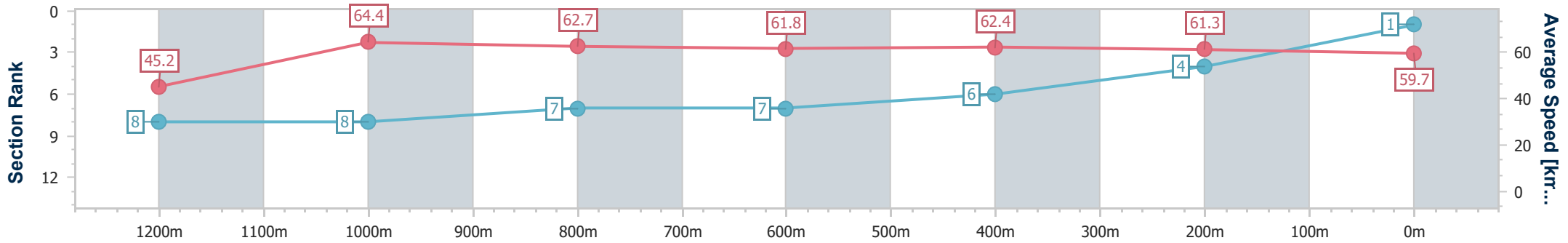
Horse/Jockey Name	Zakiyya
Final Rank	1
Fastest Section Time (Section)	0:11.23 (1200m)
Top Speed [km/h] (Section)	65.4 (1200m)
Race State	Finished



Ipswich QLD Professional
 Race 6: SEVEN Class 1 Handicap - 1350m
 21 February 2024 - 17:45
 Track Rating: Good 4, Weather: Fine, Rail Position: +6.5m Entire



Section	Overall	1200m	1000m	800m	600m	400m	200m
Section Times	1:21.77 [1] (0:11.90)	1:09.87 [8] (0:11.23)	0:58.64 [8] (0:11.51)	0:47.13 [7] (0:11.61)	0:35.52 [7] (0:11.58)	0:23.94 [6] (0:11.88)	0:12.06 [4] (0:12.06)
Average Speed [km/h]	45.2	64.4	62.7	61.8	62.4	61.3	59.7
Top Speed [km/h]	62.4	65.4	64.6	62.7	62.8	62.1	61.2
Avg. Dist. to Rail [m]	6.5	2.5	0.7	0.6	0.4	2.6	3.5
Avg. Stride Freq. [Hz]	2.2	2.3	2.2	2.2	2.2	2.2	2.2
Avg. Stride Length [m]	5.9	7.9	7.8	7.8	7.8	7.6	7.6



- [] Ranking at each section and finish
- .-.- No data available at this section
- NA No data available



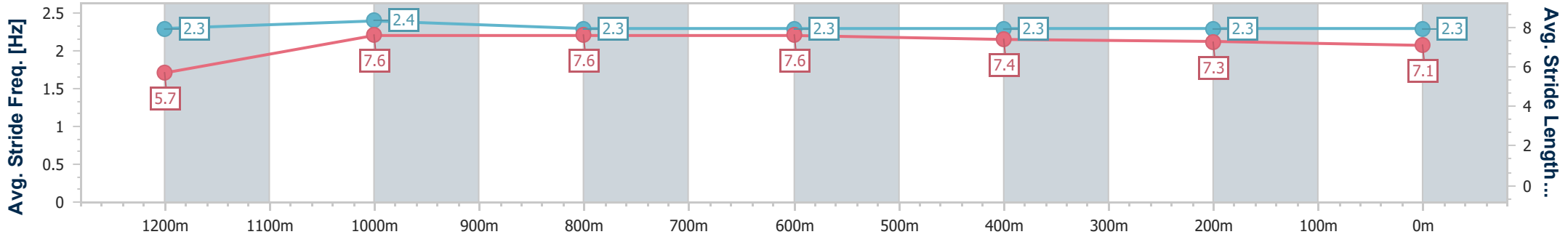
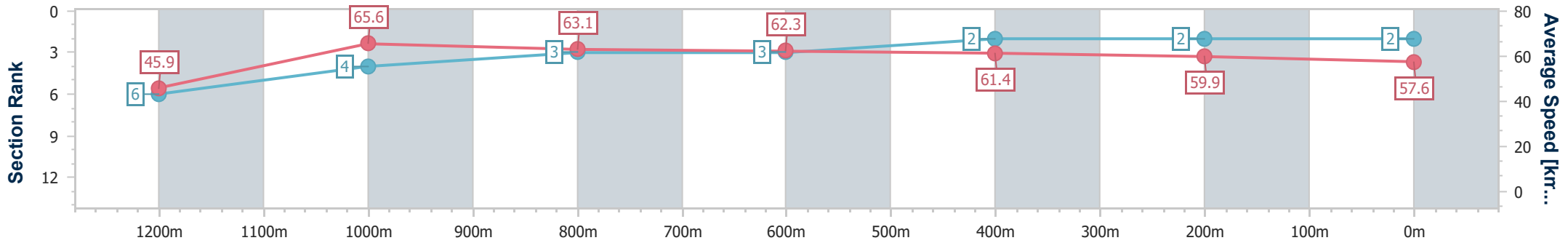
Horse/Jockey Name	To Wish
Final Rank	2
Fastest Section Time (Section)	0:10.94 (1200m)
Top Speed [km/h] (Section)	67.2 (1200m)
Race State	Finished



Ipswich QLD Professional
 Race 6: SEVEN Class 1 Handicap - 1350m
 21 February 2024 - 17:45
 Track Rating: Good 4, Weather: Fine, Rail Position: +6.5m Entire



Section	Overall	1200m	1000m	800m	600m	400m	200m
Section Times	1:21.92 [2] (0:11.82)	1:10.10 [6] (0:10.94)	0:59.16 [4] (0:11.43)	0:47.73 [3] (0:11.52)	0:36.21 [3] (0:11.74)	0:24.47 [2] (0:12.00)	0:12.47 [2] (0:12.47)
Average Speed [km/h]	45.9	65.6	63.1	62.3	61.4	59.9	57.6
Top Speed [km/h]	65.2	67.2	64.1	63.2	63.0	60.4	60.0
Avg. Dist. to Rail [m]	1.4	0.5	0.3	0.2	0.3	0.3	0.7
Avg. Stride Freq. [Hz]	2.3	2.4	2.3	2.3	2.3	2.3	2.3
Avg. Stride Length [m]	5.7	7.6	7.6	7.6	7.4	7.3	7.1



- [] Ranking at each section and finish
- .-.- No data available at this section
- NA No data available



Horse/Jockey Name	Satashi
Final Rank	3
Fastest Section Time (Section)	0:11.22 (1200m)
Top Speed [km/h] (Section)	64.6 (1200m)
Race State	Finished



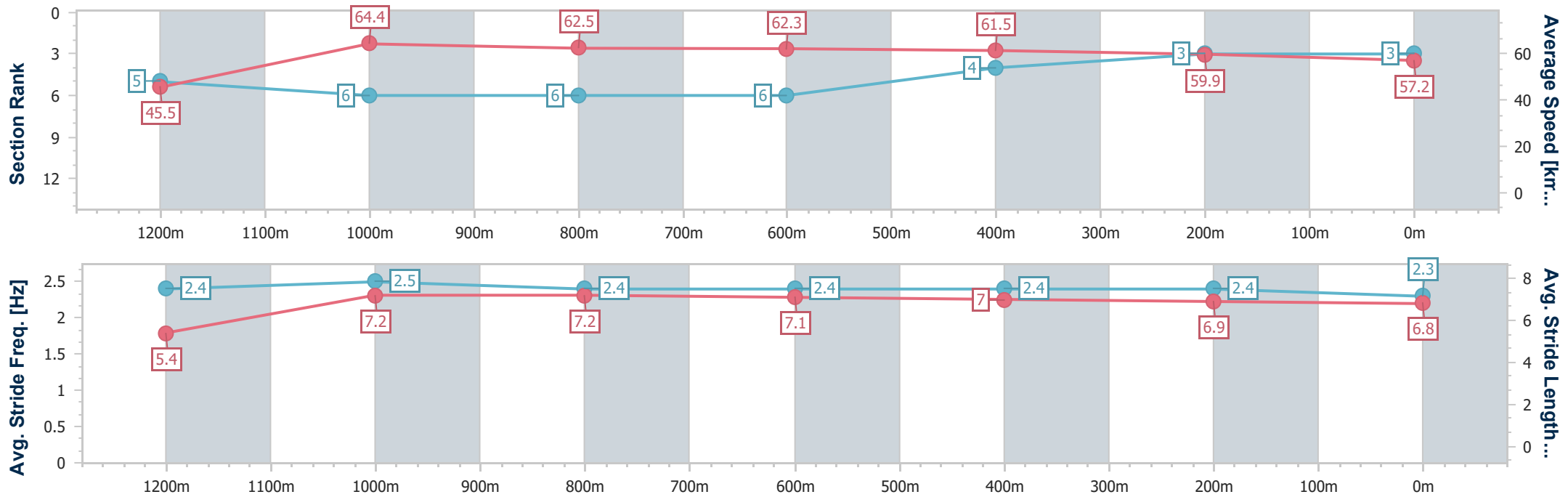
Ipswich QLD Professional
Race 6: SEVEN Class 1 Handicap - 1350m



21 February 2024 - 17:45

Track Rating: Good 4, Weather: Fine, Rail Position: +6.5m Entire

Section	Overall	1200m	1000m	800m	600m	400m	200m
Section Times	1:22.20 [3] (0:11.81)	1:10.39 [5] (0:11.22)	0:59.17 [6] (0:11.47)	0:47.70 [6] (0:11.50)	0:36.20 [6] (0:11.64)	0:24.56 [4] (0:11.99)	0:12.57 [3] (0:12.57)
Average Speed [km/h]	45.5	64.4	62.5	62.3	61.5	59.9	57.2
Top Speed [km/h]	64.2	64.6	63.7	63.4	62.9	60.8	59.8
Avg. Dist. to Rail [m]	2.7	0.7	0.8	1.5	1.9	0.5	1.6
Avg. Stride Freq. [Hz]	2.4	2.5	2.4	2.4	2.4	2.4	2.3
Avg. Stride Length [m]	5.4	7.2	7.2	7.1	7.0	6.9	6.8



- [] Ranking at each section and finish
- .-.- No data available at this section
- NA No data available



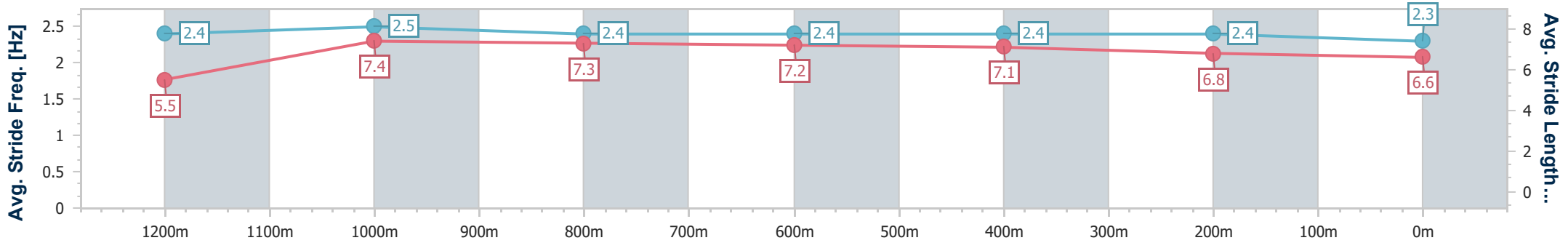
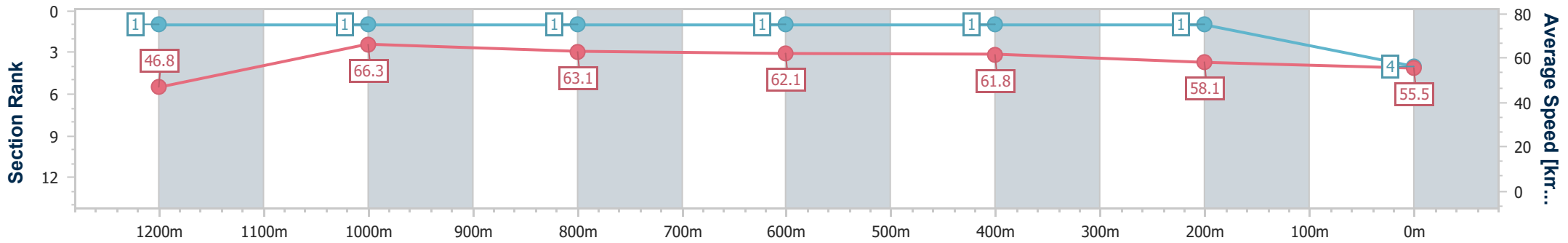
Horse/Jockey Name	In Barcelona
Final Rank	4
Fastest Section Time (Section)	0:10.84 (1200m)
Top Speed [km/h] (Section)	67.4 (1200m)
Race State	Finished



Ipswich QLD Professional
 Race 6: SEVEN Class 1 Handicap - 1350m
 21 February 2024 - 17:45
 Track Rating: Good 4, Weather: Fine, Rail Position: +6.5m Entire



Section	Overall	1200m	1000m	800m	600m	400m	200m
Section Times	1:22.28 [4] (0:11.56)	1:10.72 [1] (0:10.84)	0:59.88 [1] (0:11.42)	0:48.46 [1] (0:11.56)	0:36.90 [1] (0:11.58)	0:25.32 [1] (0:12.31)	0:13.01 [1] (0:13.01)
Average Speed [km/h]	46.8	66.3	63.1	62.1	61.8	58.1	55.5
Top Speed [km/h]	64.5	67.4	65.3	62.7	63.2	60.5	57.3
Avg. Dist. to Rail [m]	6.4	1.3	0.5	0.2	1.3	1.5	1.6
Avg. Stride Freq. [Hz]	2.4	2.5	2.4	2.4	2.4	2.4	2.3
Avg. Stride Length [m]	5.5	7.4	7.3	7.2	7.1	6.8	6.6



- [] Ranking at each section and finish
- .-.- No data available at this section
- NA No data available



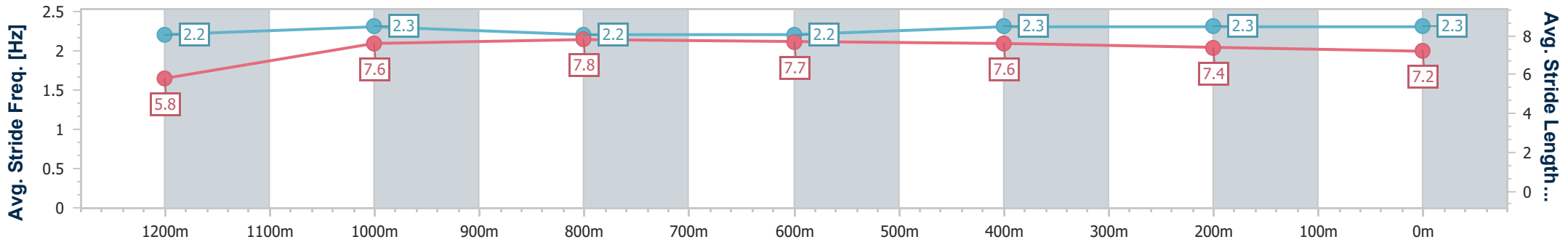
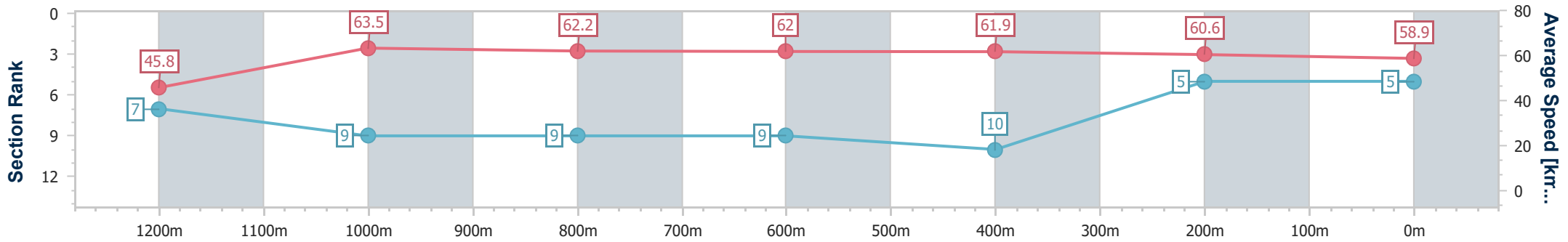
Horse/Jockey Name	Kasear
Final Rank	5
Fastest Section Time (Section)	0:11.35 (1200m)
Top Speed [km/h] (Section)	65.8 (1200m)
Race State	Finished



Ipswich QLD Professional
 Race 6: SEVEN Class 1 Handicap - 1350m
 21 February 2024 - 17:45
 Track Rating: Good 4, Weather: Fine, Rail Position: +6.5m Entire



Section	Overall	1200m	1000m	800m	600m	400m	200m
Section Times	1:22.34 [5] (0:11.86)	1:10.48 [7] (0:11.35)	0:59.13 [9] (0:11.60)	0:47.53 [9] (0:11.63)	0:35.90 [9] (0:11.69)	0:24.21 [10] (0:11.99)	0:12.22 [5] (0:12.22)
Average Speed [km/h]	45.8	63.5	62.2	62.0	61.9	60.6	58.9
Top Speed [km/h]	62.7	65.8	62.9	62.9	63.2	61.3	60.2
Avg. Dist. to Rail [m]	2.4	1.0	0.9	0.3	1.3	2.8	4.6
Avg. Stride Freq. [Hz]	2.2	2.3	2.2	2.2	2.3	2.3	2.3
Avg. Stride Length [m]	5.8	7.6	7.8	7.7	7.6	7.4	7.2



- [] Ranking at each section and finish
- .-.- No data available at this section
- NA No data available



Horse/Jockey Name	Super Art
Final Rank	6
Fastest Section Time (Section)	0:11.45 (1200m)
Top Speed [km/h] (Section)	64.8 (1200m)
Race State	Finished



Ipswich QLD Professional

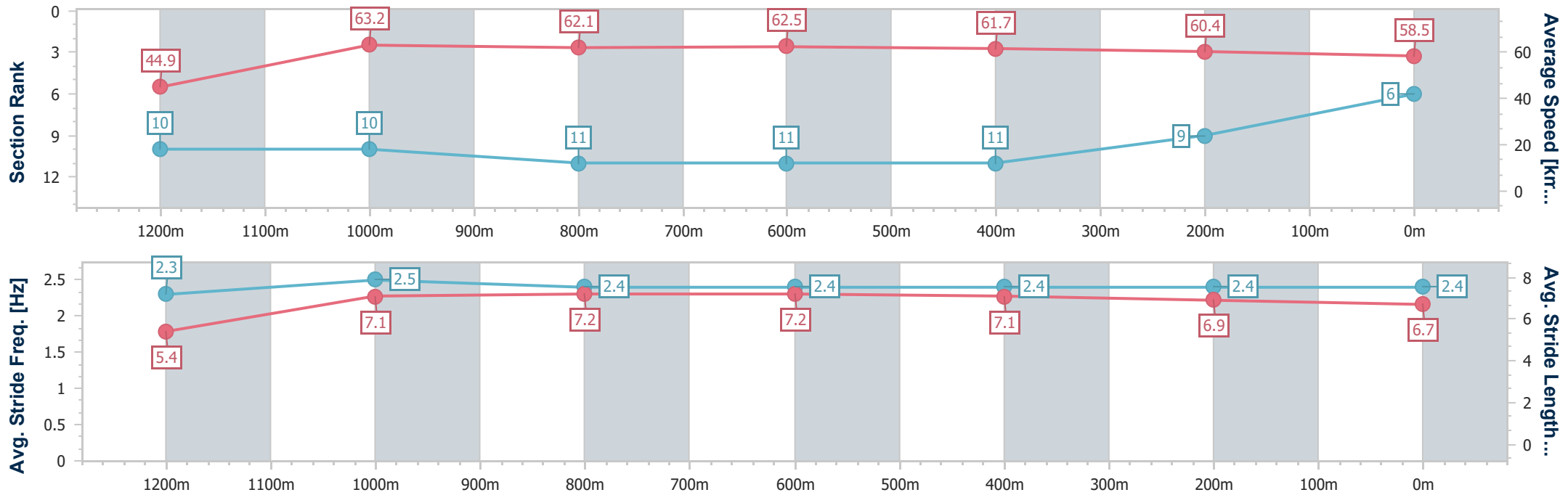
Race 6: SEVEN Class 1 Handicap - 1350m

21 February 2024 - 17:45



Track Rating: Good 4, Weather: Fine, Rail Position: +6.5m Entire

Section	Overall	1200m	1000m	800m	600m	400m	200m
Section Times	1:22.57 [6] (0:12.03)	1:10.54 [10] (0:11.45)	0:59.09 [10] (0:11.61)	0:47.48 [11] (0:11.52)	0:35.96 [11] (0:11.66)	0:24.30 [11] (0:12.02)	0:12.28 [9] (0:12.28)
Average Speed [km/h]	44.9	63.2	62.1	62.5	61.7	60.4	58.5
Top Speed [km/h]	63.4	64.8	63.3	63.2	62.8	61.2	61.0
Avg. Dist. to Rail [m]	2.5	1.3	1.1	0.3	0.3	2.9	6.2
Avg. Stride Freq. [Hz]	2.3	2.5	2.4	2.4	2.4	2.4	2.4
Avg. Stride Length [m]	5.4	7.1	7.2	7.2	7.1	6.9	6.7



- [] Ranking at each section and finish
- .-.- No data available at this section
- NA No data available



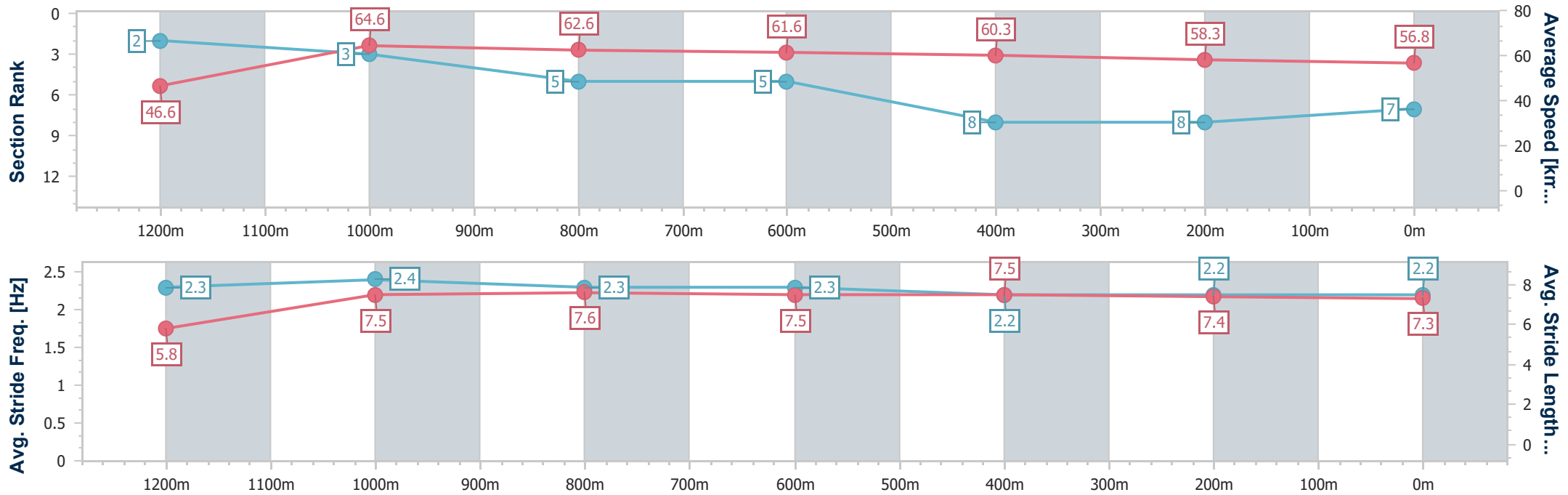
Horse/Jockey Name	Secretly Better
Final Rank	7
Fastest Section Time (Section)	0:11.12 (1200m)
Top Speed [km/h] (Section)	66.1 (1200m)
Race State	Finished



Ipswich QLD Professional
 Race 6: SEVEN Class 1 Handicap - 1350m
 21 February 2024 - 17:45
 Track Rating: Good 4, Weather: Fine, Rail Position: +6.5m Entire



Section	Overall	1200m	1000m	800m	600m	400m	200m
Section Times	1:22.91 [7] (0:11.61)	1:11.30 [2] (0:11.12)	1:00.18 [3] (0:11.53)	0:48.65 [5] (0:11.70)	0:36.95 [5] (0:11.97)	0:24.98 [8] (0:12.30)	0:12.68 [8] (0:12.68)
Average Speed [km/h]	46.6	64.6	62.6	61.6	60.3	58.3	56.8
Top Speed [km/h]	64.3	66.1	63.6	62.1	61.1	59.8	57.9
Avg. Dist. to Rail [m]	4.4	0.8	0.4	0.2	0.3	0.1	0.2
Avg. Stride Freq. [Hz]	2.3	2.4	2.3	2.3	2.2	2.2	2.2
Avg. Stride Length [m]	5.8	7.5	7.6	7.5	7.5	7.4	7.3



- [] Ranking at each section and finish
- .-.- No data available at this section
- NA No data available



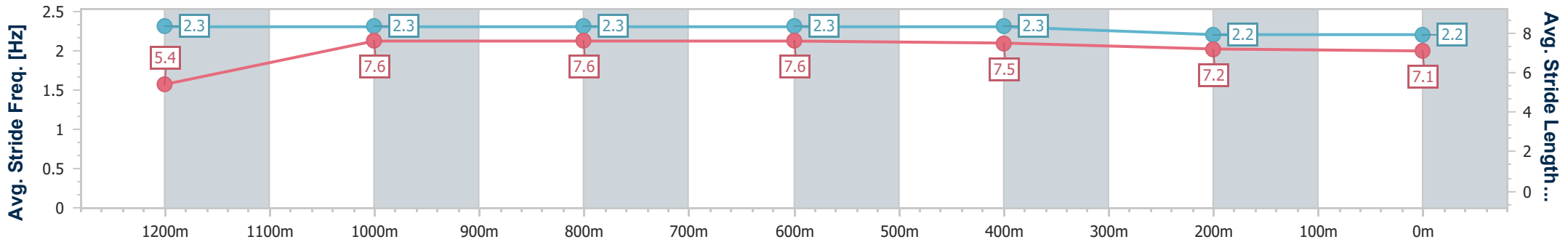
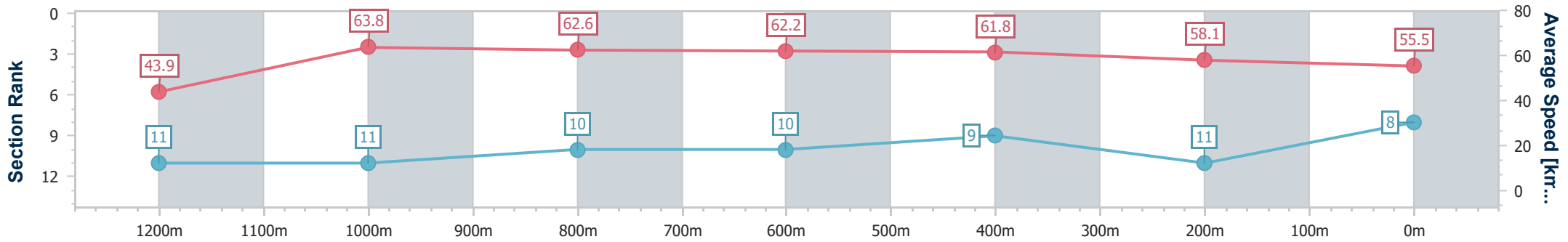
Horse/Jockey Name	Dealing's Done
Final Rank	8
Fastest Section Time (Section)	0:11.24 (1200m)
Top Speed [km/h] (Section)	65.9 (1200m)
Race State	Finished



Ipswich QLD Professional
 Race 6: SEVEN Class 1 Handicap - 1350m
 21 February 2024 - 17:45
 Track Rating: Good 4, Weather: Fine, Rail Position: +6.5m Entire



Section	Overall	1200m	1000m	800m	600m	400m	200m
Section Times	1:23.40 [8] (0:12.35)	1:11.05 [11] (0:11.24)	0:59.81 [11] (0:11.48)	0:48.33 [10] (0:11.50)	0:36.83 [10] (0:11.54)	0:25.29 [9] (0:12.31)	0:12.98 [11] (0:12.98)
Average Speed [km/h]	43.9	63.8	62.6	62.2	61.8	58.1	55.5
Top Speed [km/h]	63.3	65.9	63.6	63.9	63.1	60.4	57.7
Avg. Dist. to Rail [m]	2.6	0.6	0.6	1.7	1.9	1.5	1.0
Avg. Stride Freq. [Hz]	2.3	2.3	2.3	2.3	2.3	2.2	2.2
Avg. Stride Length [m]	5.4	7.6	7.6	7.6	7.5	7.2	7.1



- [] Ranking at each section and finish
- .-.- No data available at this section
- NA No data available



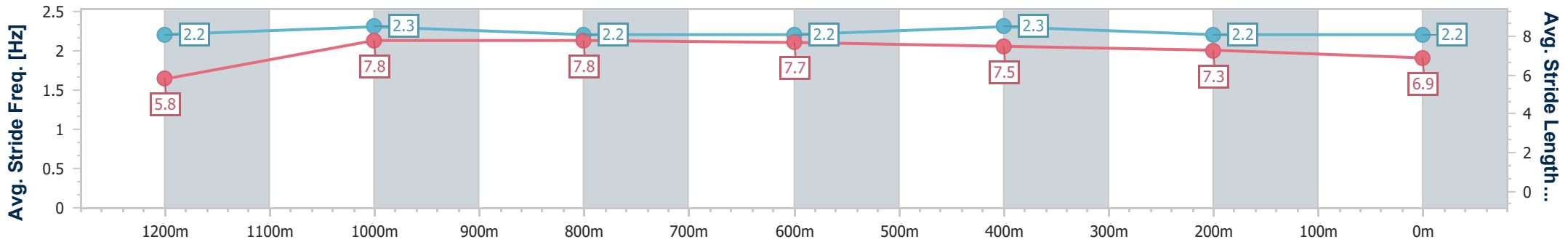
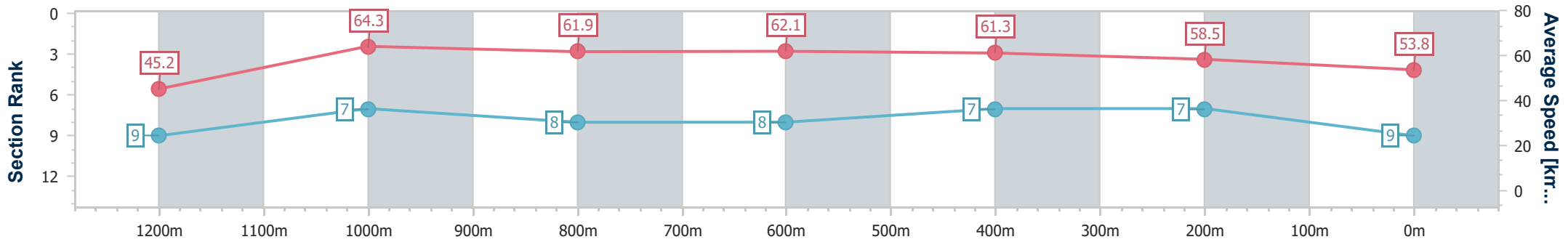
Horse/Jockey Name	Peperoncino
Final Rank	9
Fastest Section Time (Section)	0:11.17 (1200m)
Top Speed [km/h] (Section)	66.0 (1200m)
Race State	Finished



Ipswich QLD Professional
 Race 6: SEVEN Class 1 Handicap - 1350m
 21 February 2024 - 17:45
 Track Rating: Good 4, Weather: Fine, Rail Position: +6.5m Entire



Section	Overall	1200m	1000m	800m	600m	400m	200m
Section Times	1:23.48 [9] (0:11.96)	1:11.52 [9] (0:11.17)	1:00.35 [7] (0:11.63)	0:48.72 [8] (0:11.50)	0:37.22 [8] (0:11.63)	0:25.59 [7] (0:12.25)	0:13.34 [7] (0:13.34)
Average Speed [km/h]	45.2	64.3	61.9	62.1	61.3	58.5	53.8
Top Speed [km/h]	62.3	66.0	64.0	62.8	62.2	61.0	56.7
Avg. Dist. to Rail [m]	1.6	0.4	0.8	1.7	1.9	1.5	1.1
Avg. Stride Freq. [Hz]	2.2	2.3	2.2	2.2	2.3	2.2	2.2
Avg. Stride Length [m]	5.8	7.8	7.8	7.7	7.5	7.3	6.9



- [] Ranking at each section and finish
- .-.- No data available at this section
- NA No data available



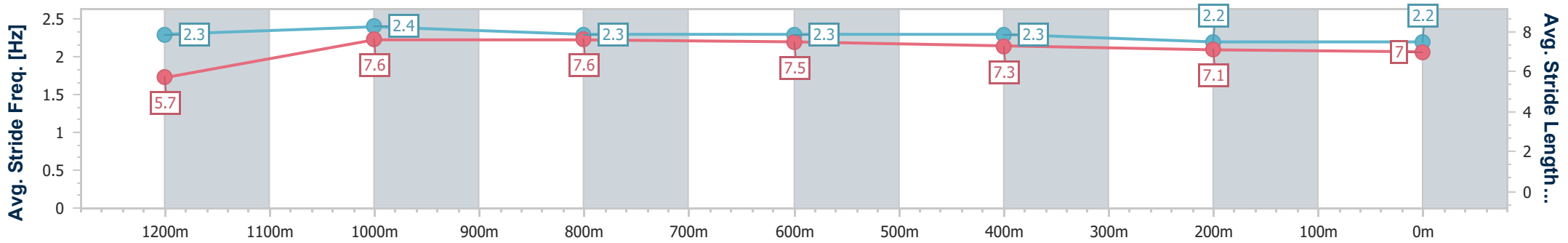
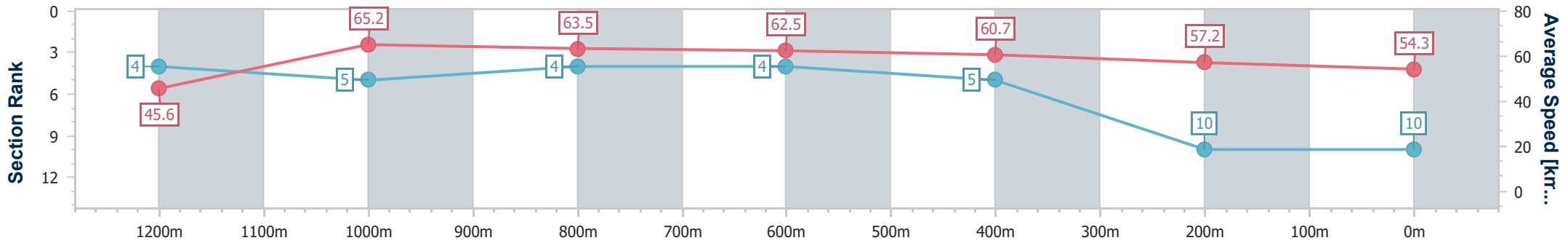
Horse/Jockey Name	Shades Of Louvre
Final Rank	10
Fastest Section Time (Section)	0:11.09 (1200m)
Top Speed [km/h] (Section)	66.6 (1200m)
Race State	Finished



Ipswich QLD Professional
 Race 6: SEVEN Class 1 Handicap - 1350m
 21 February 2024 - 17:45
 Track Rating: Good 4, Weather: Fine, Rail Position: +6.5m Entire



Section	Overall	1200m	1000m	800m	600m	400m	200m
Section Times	1:23.61 [10] (0:11.80)	1:11.81 [4] (0:11.09)	1:00.72 [5] (0:11.36)	0:49.36 [4] (0:11.58)	0:37.78 [4] (0:11.89)	0:25.89 [5] (0:12.66)	0:13.23 [10] (0:13.23)
Average Speed [km/h]	45.6	65.2	63.5	62.5	60.7	57.2	54.3
Top Speed [km/h]	64.0	66.6	64.3	62.8	62.8	58.2	56.7
Avg. Dist. to Rail [m]	5.6	2.3	1.6	0.7	0.6	2.2	4.3
Avg. Stride Freq. [Hz]	2.3	2.4	2.3	2.3	2.3	2.2	2.2
Avg. Stride Length [m]	5.7	7.6	7.6	7.5	7.3	7.1	7.0



- [] Ranking at each section and finish
- .-.- No data available at this section
- NA No data available



Horse/Jockey Name	Epauvescent
Final Rank	11
Fastest Section Time (Section)	0:10.96 (1200m)
Top Speed [km/h] (Section)	66.8 (1200m)
Race State	Finished



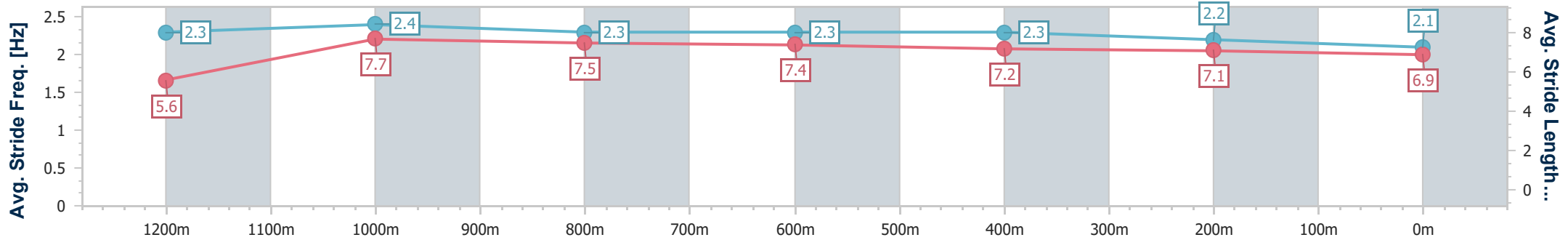
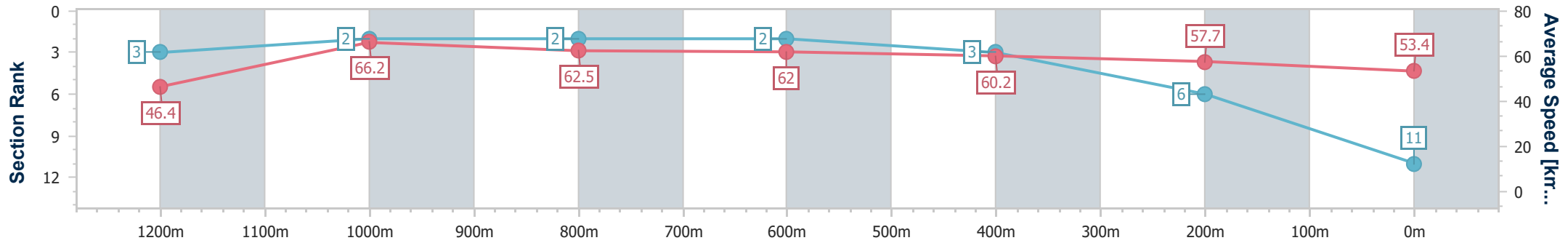
Ipswich QLD Professional
Race 6: SEVEN Class 1 Handicap - 1350m



21 February 2024 - 17:45

Track Rating: Good 4, Weather: Fine, Rail Position: +6.5m Entire

Section	Overall	1200m	1000m	800m	600m	400m	200m
Section Times	1:23.61 [11] (0:11.66)	1:11.95 [3] (0:10.96)	1:00.99 [2] (0:11.52)	0:49.47 [2] (0:11.57)	0:37.90 [2] (0:11.92)	0:25.98 [3] (0:12.51)	0:13.47 [6] (0:13.47)
Average Speed [km/h]	46.4	66.2	62.5	62.0	60.2	57.7	53.4
Top Speed [km/h]	65.2	66.8	65.3	62.7	61.9	59.1	55.6
Avg. Dist. to Rail [m]	8.8	3.7	0.6	0.4	0.6	0.7	2.3
Avg. Stride Freq. [Hz]	2.3	2.4	2.3	2.3	2.3	2.2	2.1
Avg. Stride Length [m]	5.6	7.7	7.5	7.4	7.2	7.1	6.9



- [] Ranking at each section and finish
- .-.- No data available at this section
- NA No data available



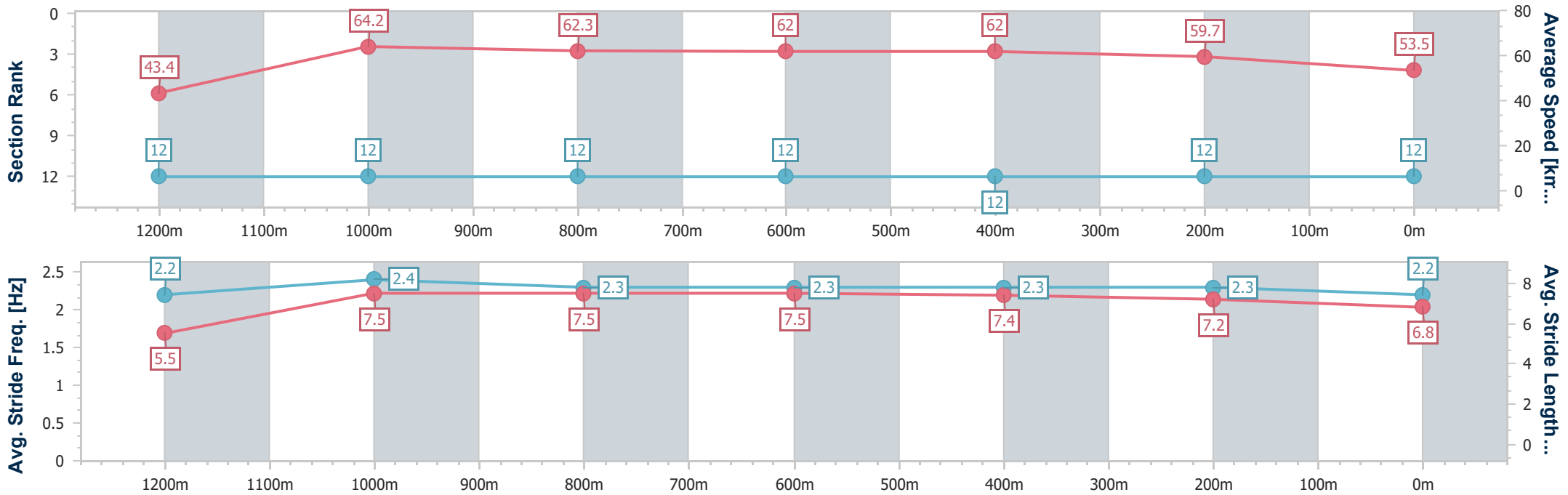
Horse/Jockey Name	Bankroll Babe
Final Rank	12
Fastest Section Time (Section)	0:11.26 (1200m)
Top Speed [km/h] (Section)	65.6 (1200m)
Race State	Finished



Ipswich QLD Professional
 Race 6: SEVEN Class 1 Handicap - 1350m
 21 February 2024 - 17:45
 Track Rating: Good 4, Weather: Fine, Rail Position: +6.5m Entire



Section	Overall	1200m	1000m	800m	600m	400m	200m
Section Times	1:23.96 [12] (0:12.44)	1:11.52 [12] (0:11.26)	1:00.26 [12] (0:11.60)	0:48.66 [12] (0:11.63)	0:37.03 [12] (0:11.55)	0:25.48 [12] (0:12.02)	0:13.46 [12] (0:13.46)
Average Speed [km/h]	43.4	64.2	62.3	62.0	62.0	59.7	53.5
Top Speed [km/h]	63.1	65.6	63.6	63.2	63.7	60.7	58.9
Avg. Dist. to Rail [m]	7.3	1.2	1.0	0.2	1.0	1.0	1.7
Avg. Stride Freq. [Hz]	2.2	2.4	2.3	2.3	2.3	2.3	2.2
Avg. Stride Length [m]	5.5	7.5	7.5	7.5	7.4	7.2	6.8



- [] Ranking at each section and finish
- .-.- No data available at this section
- NA No data available