



# Townsville QLD Professional

## Race 1: LAWRENCE & HANSON QTIS JEWEL QUALIFIER 2YO Plate - 1000m

20 February 2024 - 11:55



Track Rating: Soft 5, Weather: Overcast, Rail Position: +5.5m 1000m-W/Post, +2m Remainder

Section	Overall	800m	600m	400m	200m	Last 600m							
Field Times	0:57.17 (0:12.87)	0:44.30 (0:10.55)	0:33.75 (0:11.00)	0:22.75 (0:11.06)	0:11.69 (0:11.69)	0:33.75							
Rank	TAB	Horse/Jockey	Barrier	Top Speed [km/h]	Fastest Section	Margin	Distance Travelled [m]						
1	7	TIME TO PROPHET Justin Stanley	6	72.0 Overall	0:10.58 800m	0:57.17 [1] (0:12.87)	0:44.30 [1] (0:10.58)	0:33.72 [2] (0:10.99)	0:22.73 [2] (0:11.04)	0:11.69 [1] (0:11.69)	0:57.17	0:33.72	
2	3	THAT'S IT Jason Taylor	1	70.9 800m	0:10.46 800m	0:57.21 [2] (0:13.34)	0:43.87 [5] (0:10.46)	0:33.41 [4] (0:10.99)	0:22.42 [5] (0:11.01)	0:11.41 [4] (0:11.41)	0.2L	0:33.41	-1
3	1	DANCE FOR ME RANDY Adam Sewell	2	71.1 800m	0:10.31 800m	0:57.35 [3] (0:13.65)	0:43.70 [6] (0:10.31)	0:33.39 [6] (0:10.85)	0:22.54 [6] (0:11.13)	0:11.41 [5] (0:11.41)	1L	0:33.39	-6
4	6	MARGOT BARBIE Tessa Townsend	3	71.7 800m	0:10.42 800m	0:57.51 [4] (0:13.00)	0:44.51 [2] (0:10.42)	0:34.09 [1] (0:11.00)	0:23.09 [1] (0:11.21)	0:11.88 [2] (0:11.88)	1.8L	0:34.09	-1
5	5	HAND GRENADE Gabrielle Semmens	4	70.9 Overall	0:10.58 800m	0:57.64 [5] (0:13.24)	0:44.40 [4] (0:10.58)	0:33.82 [5] (0:10.91)	0:22.91 [4] (0:11.26)	0:11.65 [6] (0:11.65)	2.6L	0:33.82	-2
6	2	HELL OF A BENTLEY Chris Whiteley	7	71.5 Overall	0:10.33 800m	0:57.73 [6] (0:13.23)	0:44.50 [3] (0:10.33)	0:34.17 [3] (0:11.06)	0:23.11 [3] (0:11.18)	0:11.93 [3] (0:11.93)	3.1L	0:34.17	+2

Scratched: Better Show (#4)

[ ] Ranking at each section and finish  
 -:-:- No data available at this section  
 NA No data available

SCN Saddle cloth number  
 DNF Did not finish  
 DNT Did not track



Horse/Jockey Name	Time To Prophet
Final Rank	1
Fastest Section Time (Section)	0:10.58 (800m)
Top Speed [km/h] (Section)	72.0 (Overall)
Race State	Finished

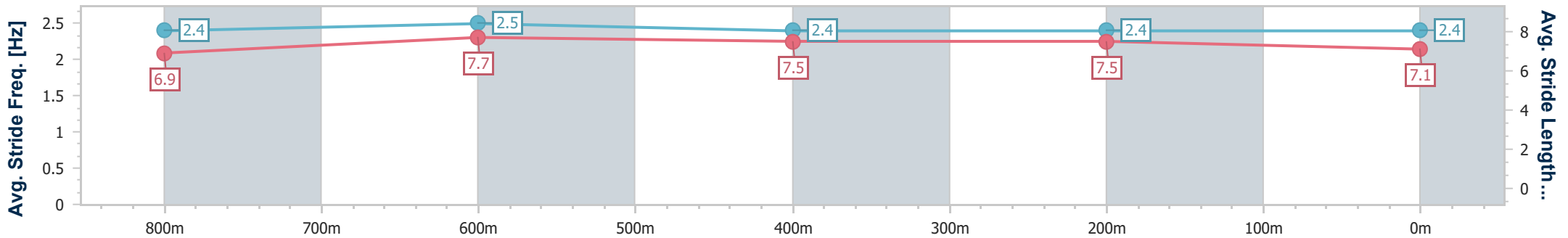
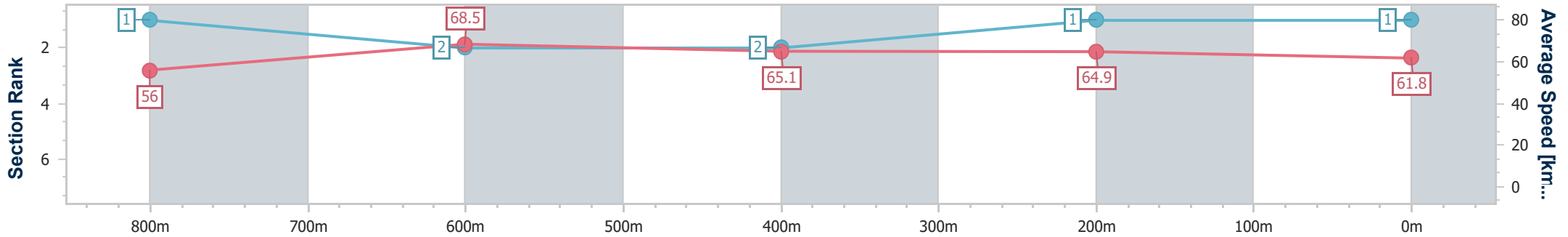


Townsville QLD Professional  
Race 1: LAWRENCE & HANSON QTIS JEWEL QUALIFIER 2YO  
Plate - 1000m



20 February 2024 - 11:55  
Track Rating: Soft 5, Weather: Overcast, Rail Position: +5.5m  
1000m-W/Post, +2m Remainder

Section	Overall	800m	600m	400m	200m
Section Times	0:57.17 [1] (0:12.87)	0:44.30 [1] (0:10.58)	0:33.72 [2] (0:10.99)	0:22.73 [2] (0:11.04)	0:11.69 [1] (0:11.69)
Average Speed [km/h]	56.0	68.5	65.1	64.9	61.8
Top Speed [km/h]	72.0	72.0	67.7	66.1	64.9
Avg. Dist. to Rail [m]	1.4	1.3	0.9	2.6	2.5
Avg. Stride Freq. [Hz]	2.4	2.5	2.4	2.4	2.4
Avg. Stride Length [m]	6.9	7.7	7.5	7.5	7.1



- [ ] Ranking at each section and finish
- .-.- No data available at this section
- NA No data available



Horse/Jockey Name	That's It
Final Rank	2
Fastest Section Time (Section)	0:10.46 (800m)
Top Speed [km/h] (Section)	70.9 (800m)
Race State	Finished

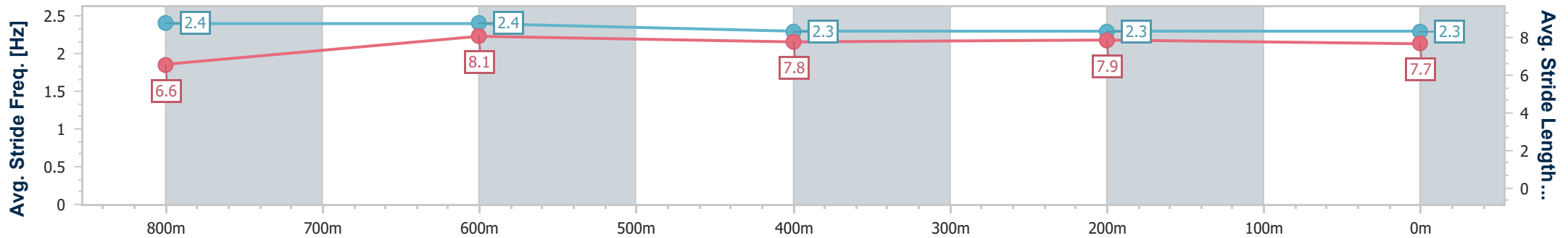
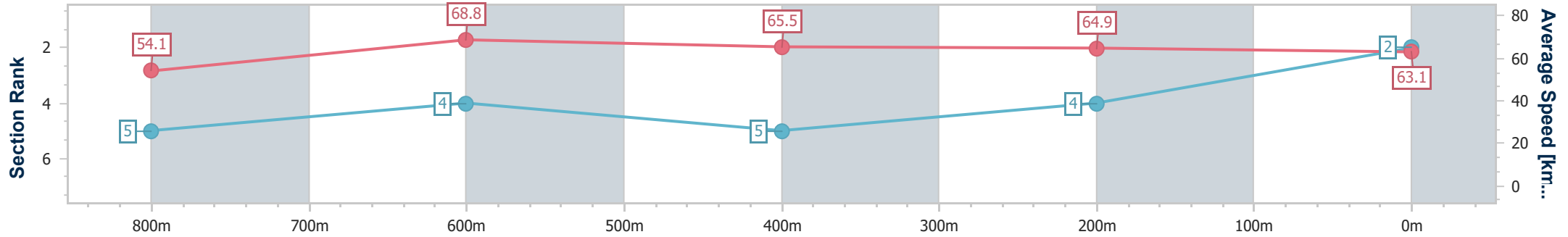


Townsville QLD Professional  
Race 1: LAWRENCE & HANSON QTIS JEWEL QUALIFIER 2YO  
Plate - 1000m



20 February 2024 - 11:55  
Track Rating: Soft 5, Weather: Overcast, Rail Position: +5.5m  
1000m-W/Post, +2m Remainder

Section	Overall	800m	600m	400m	200m
Section Times	0:57.21 [2] (0:13.34)	0:43.87 [5] (0:10.46)	0:33.41 [4] (0:10.99)	0:22.42 [5] (0:11.01)	0:11.41 [4] (0:11.41)
Average Speed [km/h]	54.1	68.8	65.5	64.9	63.1
Top Speed [km/h]	70.6	70.9	68.8	65.8	64.3
Avg. Dist. to Rail [m]	1.1	0.9	1.5	4.1	1.8
Avg. Stride Freq. [Hz]	2.4	2.4	2.3	2.3	2.3
Avg. Stride Length [m]	6.6	8.1	7.8	7.9	7.7



- [ ] Ranking at each section and finish
- .-.- No data available at this section
- NA No data available



Horse/Jockey Name	Dance For Me Randy
Final Rank	3
Fastest Section Time (Section)	0:10.31 (800m)
Top Speed [km/h] (Section)	71.1 (800m)
Race State	Finished

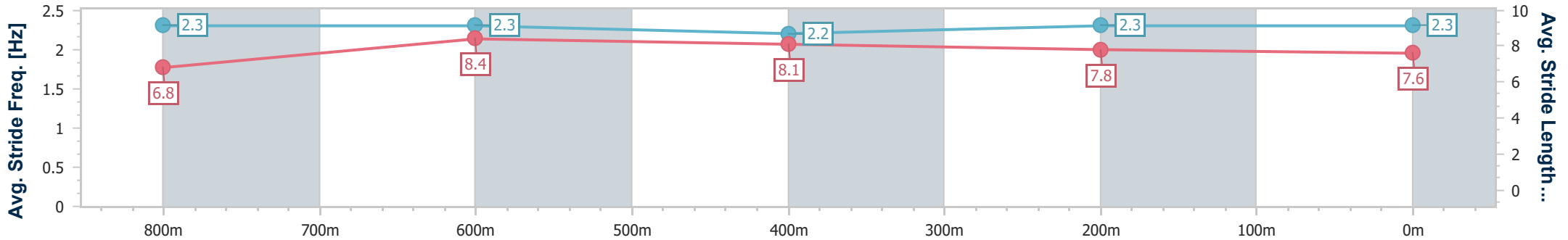
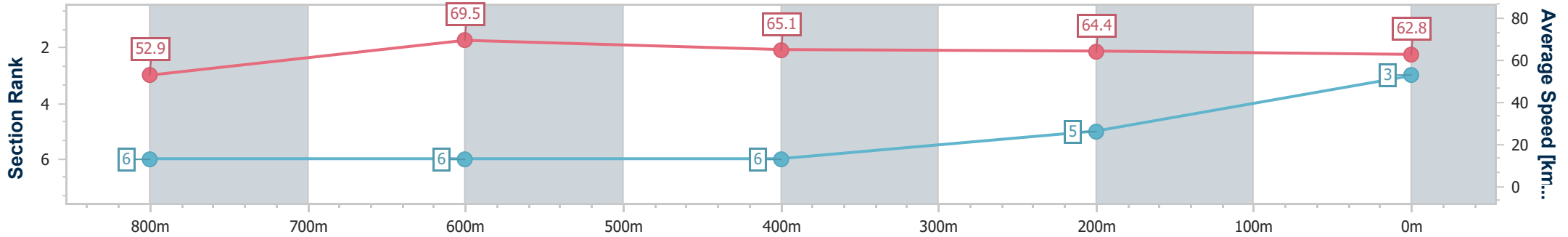


Townsville QLD Professional  
Race 1: LAWRENCE & HANSON QTIS JEWEL QUALIFIER 2YO  
Plate - 1000m



20 February 2024 - 11:55  
Track Rating: Soft 5, Weather: Overcast, Rail Position: +5.5m  
1000m-W/Post, +2m Remainder

Section	Overall	800m	600m	400m	200m
Section Times	0:57.35 [3] (0:13.65)	0:43.70 [6] (0:10.31)	0:33.39 [6] (0:10.85)	0:22.54 [6] (0:11.13)	0:11.41 [5] (0:11.41)
Average Speed [km/h]	52.9	69.5	65.1	64.4	62.8
Top Speed [km/h]	70.8	71.1	68.0	66.2	65.0
Avg. Dist. to Rail [m]	1.8	1.6	3.7	2.8	1.1
Avg. Stride Freq. [Hz]	2.3	2.3	2.2	2.3	2.3
Avg. Stride Length [m]	6.8	8.4	8.1	7.8	7.6



- [ ] Ranking at each section and finish
- .-.- No data available at this section
- NA No data available



Horse/Jockey Name	Margot Barbie
Final Rank	4
Fastest Section Time (Section)	0:10.42 (800m)
Top Speed [km/h] (Section)	71.7 (800m)
Race State	Finished

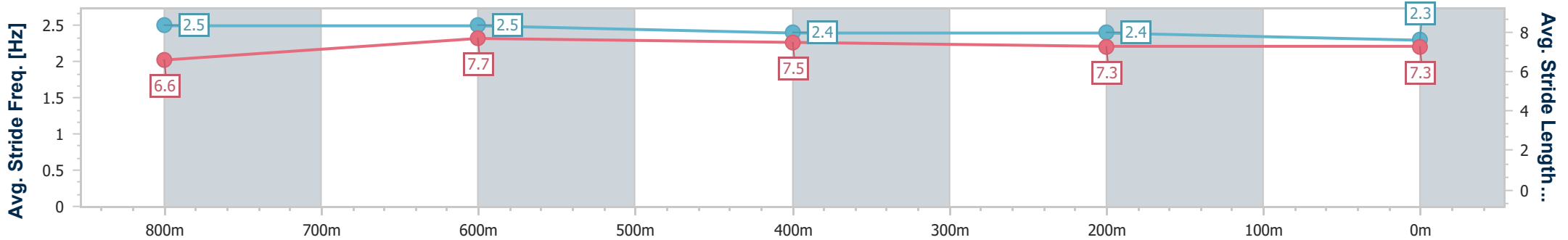
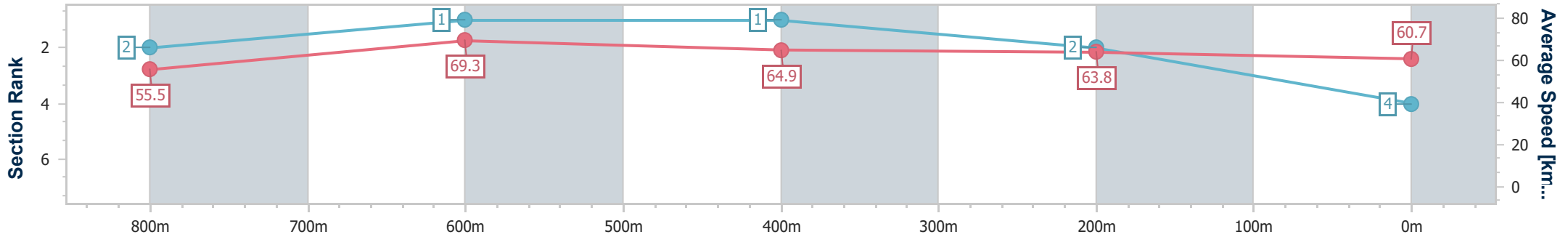


Townsville QLD Professional  
Race 1: LAWRENCE & HANSON QTIS JEWEL QUALIFIER 2YO  
Plate - 1000m



20 February 2024 - 11:55  
Track Rating: Soft 5, Weather: Overcast, Rail Position: +5.5m  
1000m-W/Post, +2m Remainder

Section	Overall	800m	600m	400m	200m
Section Times	0:57.51 [4] (0:13.00)	0:44.51 [2] (0:10.42)	0:34.09 [1] (0:11.00)	0:23.09 [1] (0:11.21)	0:11.88 [2] (0:11.88)
Average Speed [km/h]	55.5	69.3	64.9	63.8	60.7
Top Speed [km/h]	71.6	71.7	67.9	64.6	63.4
Avg. Dist. to Rail [m]	0.9	0.8	1.3	2.8	1.9
Avg. Stride Freq. [Hz]	2.5	2.5	2.4	2.4	2.3
Avg. Stride Length [m]	6.6	7.7	7.5	7.3	7.3



- [ ] Ranking at each section and finish
- .-.- No data available at this section
- NA No data available



Horse/Jockey Name	Hand Grenade
Final Rank	5
Fastest Section Time (Section)	0:10.58 (800m)
Top Speed [km/h] (Section)	70.9 (Overall)
Race State	Finished

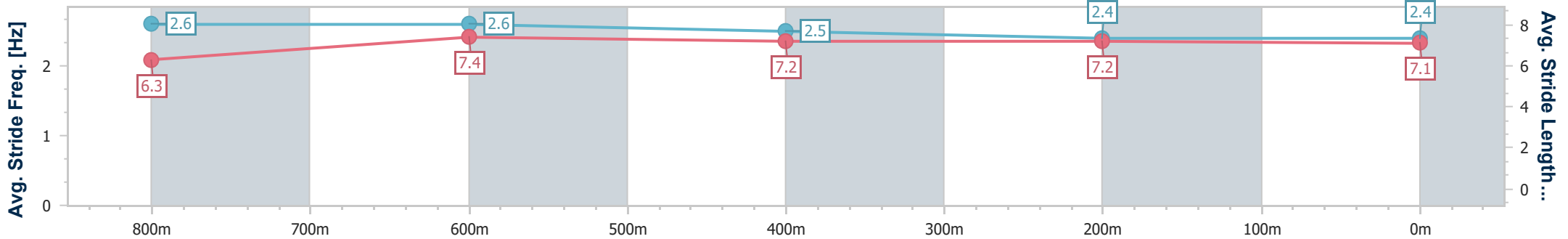
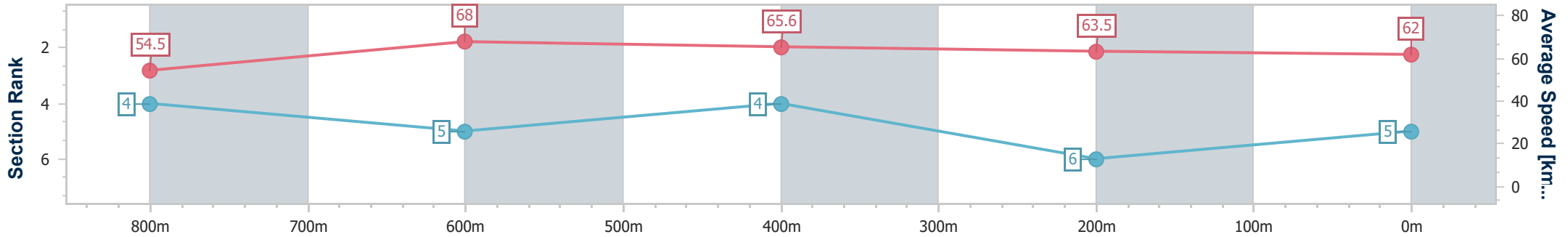


Townsville QLD Professional  
Race 1: LAWRENCE & HANSON QTIS JEWEL QUALIFIER 2YO  
Plate - 1000m



20 February 2024 - 11:55  
Track Rating: Soft 5, Weather: Overcast, Rail Position: +5.5m  
1000m-W/Post, +2m Remainder

Section	Overall	800m	600m	400m	200m
Section Times	0:57.64 [5] (0:13.24)	0:44.40 [4] (0:10.58)	0:33.82 [5] (0:10.91)	0:22.91 [4] (0:11.26)	0:11.65 [6] (0:11.65)
Average Speed [km/h]	54.5	68.0	65.6	63.5	62.0
Top Speed [km/h]	70.9	70.8	68.8	66.7	63.0
Avg. Dist. to Rail [m]	2.3	1.0	1.5	2.9	1.9
Avg. Stride Freq. [Hz]	2.6	2.6	2.5	2.4	2.4
Avg. Stride Length [m]	6.3	7.4	7.2	7.2	7.1



- [ ] Ranking at each section and finish
- .-.- No data available at this section
- NA No data available



Horse/Jockey Name	Hell Of A Bentley
Final Rank	6
Fastest Section Time (Section)	0:10.33 (800m)
Top Speed [km/h] (Section)	71.5 (Overall)
Race State	Finished

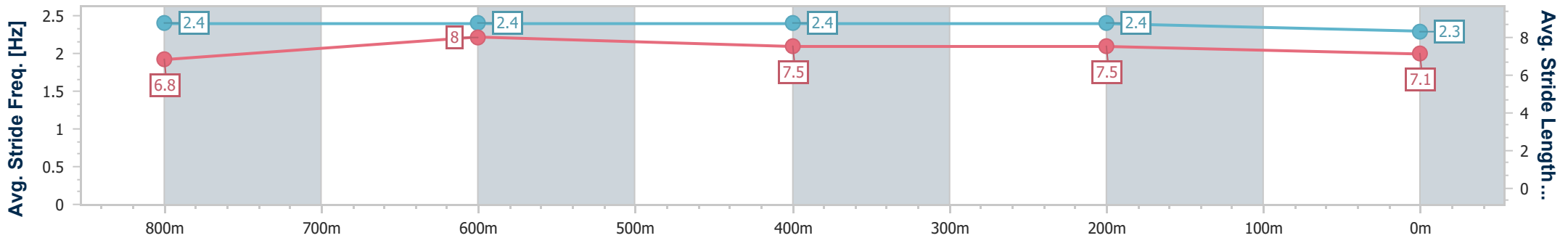
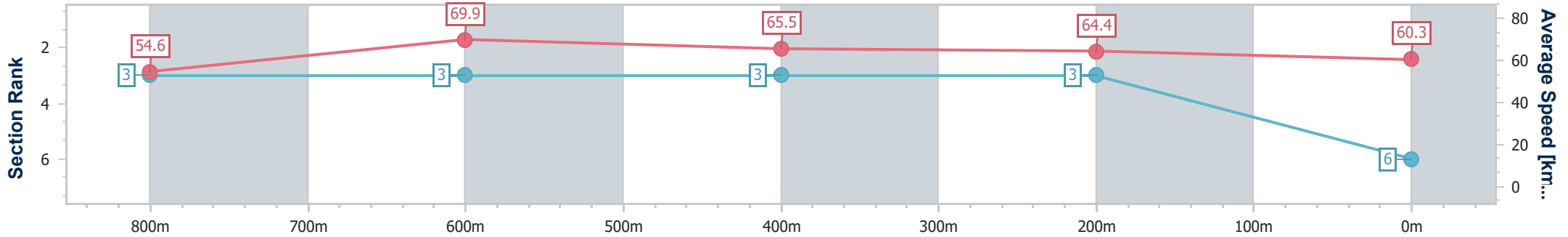


Townsville QLD Professional  
Race 1: LAWRENCE & HANSON QTIS JEWEL QUALIFIER 2YO  
Plate - 1000m



20 February 2024 - 11:55  
Track Rating: Soft 5, Weather: Overcast, Rail Position: +5.5m  
1000m-W/Post, +2m Remainder

Section	Overall	800m	600m	400m	200m										
Section Times	0:57.73 [6] (0:13.23)	0:44.50 [3] (0:10.33)	0:34.17 [3] (0:11.06)	0:23.11 [3] (0:11.18)	0:11.93 [3] (0:11.93)										
Average Speed [km/h]	54.6	69.9	65.5	64.4	60.3										
Top Speed [km/h]	71.5	71.3	67.2	65.4	63.0										
Avg. Dist. to Rail [m]	3.4	1.7	1.5	0.8	0.4										
Avg. Stride Freq. [Hz]	2.4	2.4	2.4	2.4	2.3										
Avg. Stride Length [m]	6.8	8.0	7.5	7.5	7.1										



- [ ] Ranking at each section and finish
- .-.- No data available at this section
- NA No data available



# Townsville QLD Professional

## Race 2: LADBROKES RACING CLUB BENCHMARK 58 Handicap - 1609m

20 February 2024 - 12:35



Track Rating: Soft 5, Weather: Fine, Rail Position: +5.5m 1000m-W/Post, +2m Remainder

Section														
Field Times	Overall	1400m	1200m	1000m	800m	600m	400m	Last 600m						
	1:37.57 (0:15.23)	1:22.34 (0:11.12)	1:11.22 (0:11.42)	0:59.80 (0:11.57)	0:48.23 (0:11.55)	0:36.68 (0:11.71)	0:24.97 (0:12.35)	0:36.68						
Rank	TAB	Horse/Jockey	Barrier	Top Speed [km/h]	Fastest Section								Distance Travelled [m]	
1	7	<b>PLUCKERCARN</b> Brooke Johnson	7	65.9 1200m	0:11.15 1200m	1:37.57 [1] (0:16.52)	1:21.05 [9] (0:11.49)	1:09.56 [8] (0:11.15)	0:58.41 [9] (0:11.32)	0:47.09 [8] (0:11.28)	0:35.81 [8] (0:11.55)	0:24.26 [7] (0:11.78)	0:35.81	
2	1	<b>MONASTERY</b> Rebecca Wilson	5	66.5 1400m	0:11.09 1400m	1:37.98 [2] (0:15.42)	1:22.56 [2] (0:11.09)	1:11.47 [2] (0:11.29)	1:00.18 [2] (0:11.64)	0:48.54 [2] (0:11.45)	0:37.09 [1] (0:11.71)	0:25.38 [1] (0:12.35)	0:37.09	+8
3	3	<b>CONQUERING JUDAS</b> Chris Whiteley	6	66.0 1200m	0:11.10 1200m	1:38.19 [3] (0:16.21)	1:21.98 [7] (0:11.34)	1:10.64 [7] (0:11.10)	0:59.54 [7] (0:11.56)	0:47.98 [7] (0:11.38)	0:36.60 [6] (0:11.62)	0:24.98 [6] (0:12.06)	0:36.60	+10
4	2	<b>FORSETI</b> Ryan Wiggins	8	66.2 1400m	0:11.13 1400m	1:38.35 [4] (0:15.68)	1:22.67 [4] (0:11.13)	1:11.54 [4] (0:11.33)	1:00.21 [4] (0:11.59)	0:48.62 [4] (0:11.42)	0:37.20 [4] (0:11.68)	0:25.52 [2] (0:12.15)	0:37.20	+9
5	5	<b>CALDANTE</b> Nathan Thomas	3	66.3 1400m	0:11.06 1400m	1:39.12 [5] (0:15.54)	1:23.58 [3] (0:11.06)	1:12.52 [3] (0:11.36)	1:01.16 [3] (0:11.57)	0:49.59 [3] (0:11.61)	0:37.98 [3] (0:11.86)	0:26.12 [4] (0:12.40)	0:37.98	+4
6	6	<b>CLOUDY MISS</b> Jason Taylor	9	66.0 1200m	0:11.22 1200m	1:39.23 [6] (0:16.06)	1:23.17 [6] (0:11.35)	1:11.82 [6] (0:11.22)	1:00.60 [6] (0:11.57)	0:49.03 [6] (0:11.49)	0:37.54 [7] (0:11.63)	0:25.91 [8] (0:12.23)	0:37.54	+7
7	8	<b>SIZZLING SUN</b> Ngarie Nelson	2	66.8 1200m	0:11.12 1400m	1:39.56 [7] (0:15.23)	1:24.33 [1] (0:11.12)	1:13.21 [1] (0:11.42)	1:01.79 [1] (0:11.57)	0:50.22 [1] (0:11.56)	0:38.66 [2] (0:11.96)	0:26.70 [3] (0:12.75)	0:38.66	+0
8	9	<b>RUN RAMPANT</b> Adam Spinks	10	66.1 1200m	0:11.13 1200m	1:40.10 [8] (0:16.49)	1:23.61 [8] (0:11.52)	1:12.09 [8] (0:11.13)	1:00.96 [8] (0:11.37)	0:49.59 [9] (0:11.42)	0:38.17 [9] (0:11.67)	0:26.50 [9] (0:12.25)	0:38.17	+7
9	4	<b>MAKE IT FLASHY</b> Gabrielle Semmens	1	65.3 1400m	0:11.18 1200m	1:41.36 [9] (0:15.84)	1:25.52 [5] (0:11.27)	1:14.25 [5] (0:11.18)	1:03.07 [5] (0:11.50)	0:51.57 [5] (0:11.49)	0:40.08 [5] (0:11.92)	0:28.16 [5] (0:13.06)	0:40.08	+8

Scratched: Decrypting Gold (#10)

[ ] Ranking at each section and finish  
 -:-:- No data available at this section  
 NA No data available

SCN Saddle cloth number  
 DNF Did not finish  
 DNT Did not track





# Townsville QLD Professional

## Race 2: LADBROKES RACING CLUB BENCHMARK 58 Handicap - 1609m

20 February 2024 - 12:35



Track Rating: Soft 5, Weather: Fine, Rail Position: +5.5m 1000m-W/Post, +2m Remainder

Section							200m			Last 600m	
Field Times							0:12.62			0:36.68	
Rank	TAB	Horse/Jockey	Barrier	Top Speed [km/h]	Fastest Section	Margin				Distance Travelled [m]	
1	7	<b>PLUCKERCARN</b> Brooke Johnson	7	65.9 1200m	0:11.15 1200m	0:12.48 [3] (0:12.48)	1:37.57			0:35.81	
2	1	<b>MONASTERY</b> Rebecca Wilson	5	66.5 1400m	0:11.09 1400m	0:13.03 [1] (0:13.03)	2.3L			0:37.09	+8
3	3	<b>CONQUERING JUDAS</b> Chris Whiteley	6	66.0 1200m	0:11.10 1200m	0:12.92 [4] (0:12.92)	3.6L			0:36.60	+10
4	2	<b>FORSETI</b> Ryan Wiggins	8	66.2 1400m	0:11.13 1400m	0:13.37 [2] (0:13.37)	4.4L			0:37.20	+9
5	5	<b>CALDANTE</b> Nathan Thomas	3	66.3 1400m	0:11.06 1400m	0:13.72 [5] (0:13.72)	8.9L			0:37.98	+4
6	6	<b>CLOUDY MISS</b> Jason Taylor	9	66.0 1200m	0:11.22 1200m	0:13.68 [6] (0:13.68)	9.4L			0:37.54	+7
7	8	<b>SIZZLING SUN</b> Ngarie Nelson	2	66.8 1200m	0:11.12 1400m	0:13.95 [7] (0:13.95)	11.2L			0:38.66	+0
8	9	<b>RUN RAMPANT</b> Adam Spinks	10	66.1 1200m	0:11.13 1200m	0:14.25 [8] (0:14.25)	14.2L			0:38.17	+7
9	4	<b>MAKE IT FLASHY</b> Gabrielle Semmens	1	65.3 1400m	0:11.18 1200m	0:15.10 [9] (0:15.10)	21.5L			0:40.08	+8

Scratched: Decrypting Gold (#10)

[ ] Ranking at each section and finish  
 -:-:- No data available at this section  
 NA No data available

SCN Saddle cloth number  
 DNF Did not finish  
 DNT Did not track



Horse/Jockey Name	Pluckercarn
Final Rank	1
Fastest Section Time (Section)	0:11.15 (1200m)
Top Speed [km/h] (Section)	65.9 (1200m)
Race State	Finished

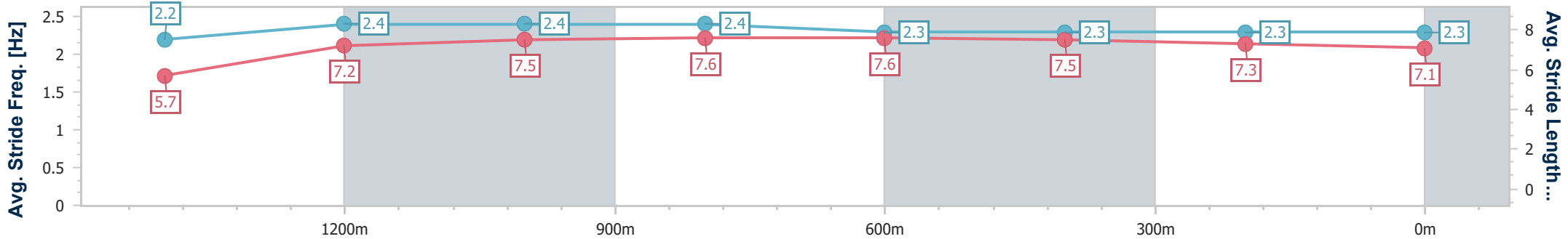
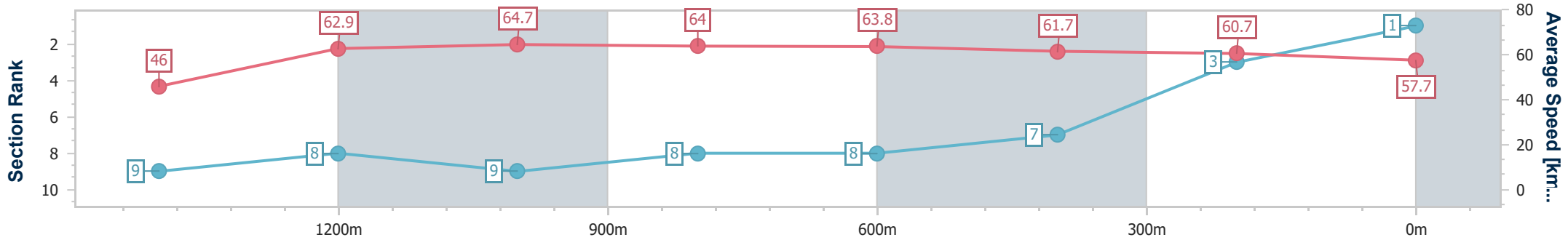


Townsville QLD Professional  
Race 2: LADBROKES RACING CLUB BENCHMARK 58  
Handicap - 1609m



20 February 2024 - 12:35  
Track Rating: Soft 5, Weather: Fine, Rail Position: +5.5m 1000m-  
W/Post, +2m Remainder

Section	Overall	1400m	1200m	1000m	800m	600m	400m	200m						
Section Times	1:37.57 [1] (0:16.52)	1:21.05 [9] (0:11.49)	1:09.56 [8] (0:11.15)	0:58.41 [9] (0:11.32)	0:47.09 [8] (0:11.28)	0:35.81 [8] (0:11.55)	0:24.26 [7] (0:11.78)	0:12.48 [3] (0:12.48)						
Average Speed [km/h]	46.0	62.9	64.7	64.0	63.8	61.7	60.7	57.7						
Top Speed [km/h]	62.2	64.6	65.9	65.0	64.4	63.4	61.9	61.2						
Avg. Dist. to Rail [m]	7.9	0.8	0.6	1.8	1.1	2.3	1.4	1.8						
Avg. Stride Freq. [Hz]	2.2	2.4	2.4	2.4	2.3	2.3	2.3	2.3						
Avg. Stride Length [m]	5.7	7.2	7.5	7.6	7.6	7.5	7.3	7.1						



- [ ] Ranking at each section and finish
- .-.- No data available at this section
- NA No data available



Horse/Jockey Name	Monastery
Final Rank	2
Fastest Section Time (Section)	0:11.09 (1400m)
Top Speed [km/h] (Section)	66.5 (1400m)
Race State	Finished



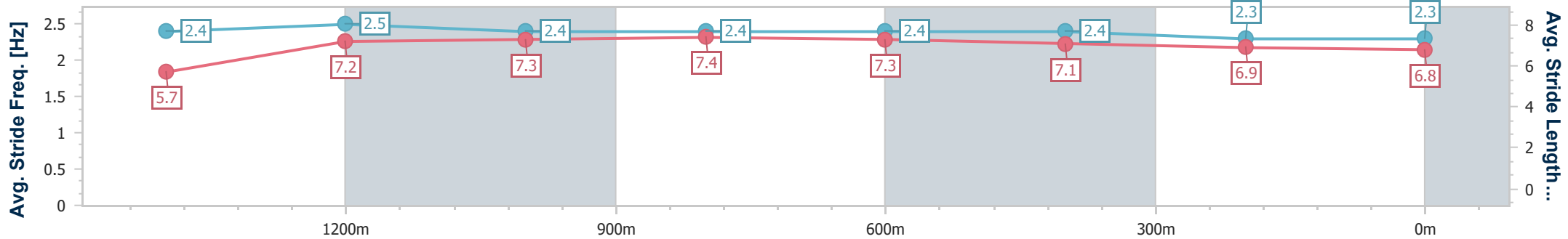
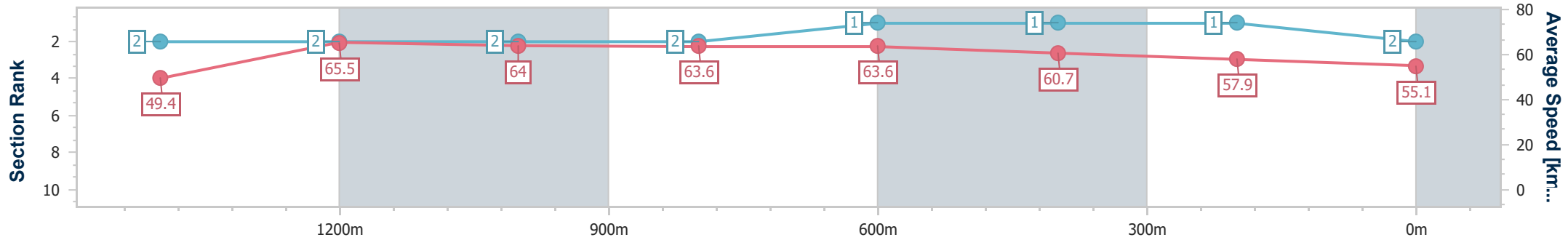
Townsville QLD Professional  
Race 2: LADBROKES RACING CLUB BENCHMARK 58  
Handicap - 1609m



20 February 2024 - 12:35

Track Rating: Soft 5, Weather: Fine, Rail Position: +5.5m 1000m-  
W/Post, +2m Remainder

Section	Overall	1400m	1200m	1000m	800m	600m	400m	200m						
Section Times	1:37.98 [2] (0:15.42)	1:22.56 [2] (0:11.09)	1:11.47 [2] (0:11.29)	1:00.18 [2] (0:11.64)	0:48.54 [2] (0:11.45)	0:37.09 [1] (0:11.71)	0:25.38 [1] (0:12.35)	0:13.03 [1] (0:13.03)						
Average Speed [km/h]	49.4	65.5	64.0	63.6	63.6	60.7	57.9	55.1						
Top Speed [km/h]	64.9	66.5	65.0	64.6	64.3	62.7	58.8	57.9						
Avg. Dist. to Rail [m]	7.7	3.2	4.3	5.7	1.9	2.5	2.6	1.0						
Avg. Stride Freq. [Hz]	2.4	2.5	2.4	2.4	2.4	2.4	2.3	2.3						
Avg. Stride Length [m]	5.7	7.2	7.3	7.4	7.3	7.1	6.9	6.8						



- [ ] Ranking at each section and finish
- .-.- No data available at this section
- NA No data available



Horse/Jockey Name	Conquering Judas
Final Rank	3
Fastest Section Time (Section)	0:11.10 (1200m)
Top Speed [km/h] (Section)	66.0 (1200m)
Race State	Finished



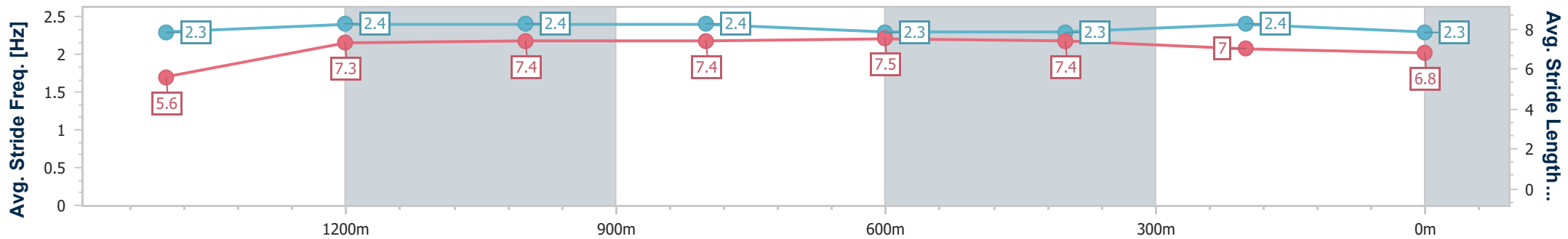
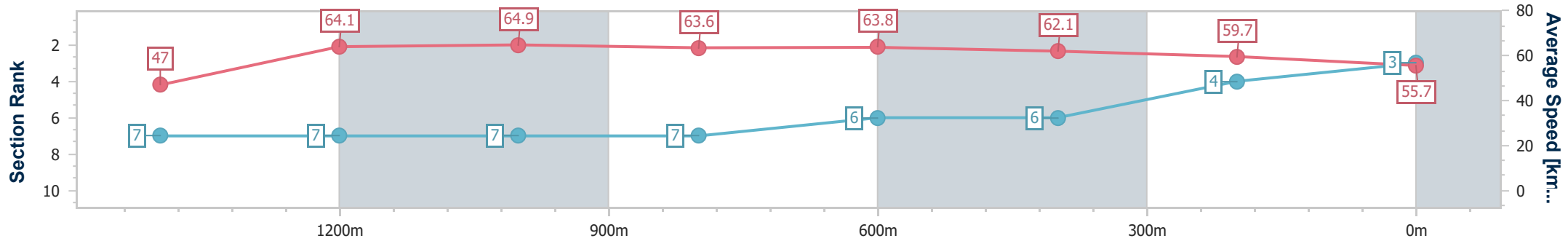
Townsville QLD Professional  
Race 2: LADBROKES RACING CLUB BENCHMARK 58  
Handicap - 1609m

20 February 2024 - 12:35

Track Rating: Soft 5, Weather: Fine, Rail Position: +5.5m 1000m-  
W/Post, +2m Remainder



Section	Overall	1400m	1200m	1000m	800m	600m	400m	200m						
Section Times	1:38.19 [3] (0:16.21)	1:21.98 [7] (0:11.34)	1:10.64 [7] (0:11.10)	0:59.54 [7] (0:11.56)	0:47.98 [7] (0:11.38)	0:36.60 [6] (0:11.62)	0:24.98 [6] (0:12.06)	0:12.92 [4] (0:12.92)						
Average Speed [km/h]	47.0	64.1	64.9	63.6	63.8	62.1	59.7	55.7						
Top Speed [km/h]	62.3	65.2	66.0	64.2	64.2	63.4	61.5	58.5						
Avg. Dist. to Rail [m]	8.1	2.7	3.3	4.1	2.0	0.5	2.8	4.9						
Avg. Stride Freq. [Hz]	2.3	2.4	2.4	2.4	2.3	2.3	2.4	2.3						
Avg. Stride Length [m]	5.6	7.3	7.4	7.4	7.5	7.4	7.0	6.8						



- [ ] Ranking at each section and finish
- .-.- No data available at this section
- NA No data available



Horse/Jockey Name	Forseti
Final Rank	4
Fastest Section Time (Section)	0:11.13 (1400m)
Top Speed [km/h] (Section)	66.2 (1400m)
Race State	Finished

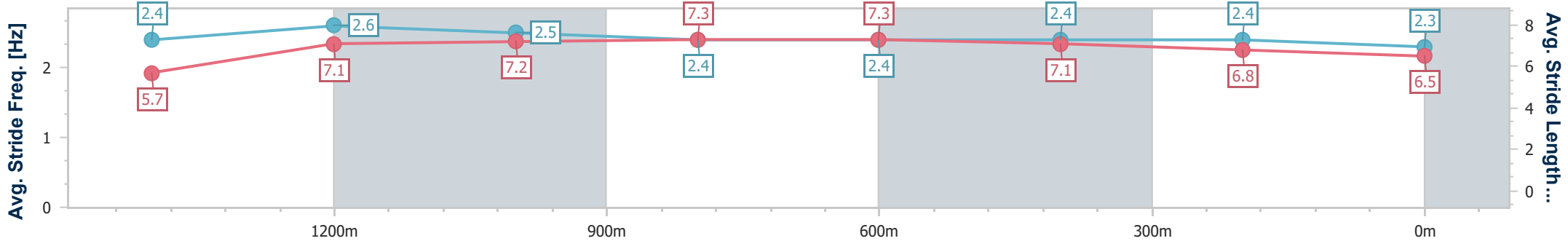
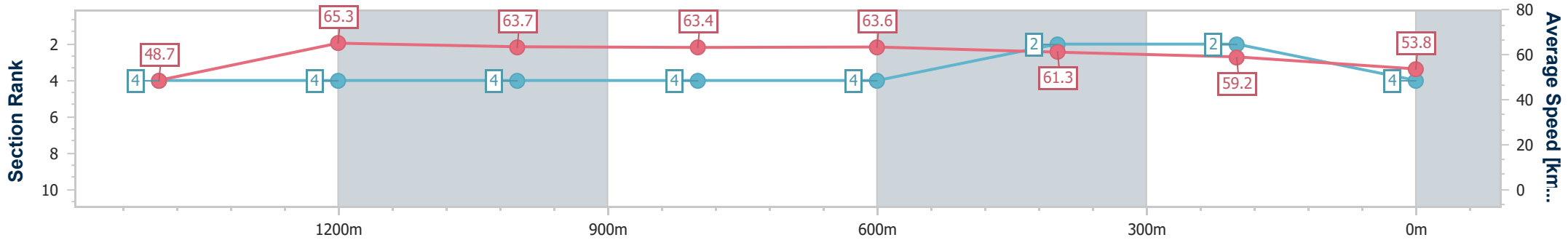


Townsville QLD Professional  
Race 2: LADBROKES RACING CLUB BENCHMARK 58  
Handicap - 1609m



20 February 2024 - 12:35  
Track Rating: Soft 5, Weather: Fine, Rail Position: +5.5m 1000m-  
W/Post, +2m Remainder

Section	Overall	1400m	1200m	1000m	800m	600m	400m	200m						
Section Times	1:38.35 [4] (0:15.68)	1:22.67 [4] (0:11.13)	1:11.54 [4] (0:11.33)	1:00.21 [4] (0:11.59)	0:48.62 [4] (0:11.42)	0:37.20 [4] (0:11.68)	0:25.52 [2] (0:12.15)	0:13.37 [2] (0:13.37)						
Average Speed [km/h]	48.7	65.3	63.7	63.4	63.6	61.3	59.2	53.8						
Top Speed [km/h]	63.9	66.2	65.5	64.1	64.9	63.8	60.8	57.9						
Avg. Dist. to Rail [m]	10.0	2.6	3.0	4.3	2.0	1.1	0.7	2.5						
Avg. Stride Freq. [Hz]	2.4	2.6	2.5	2.4	2.4	2.4	2.4	2.3						
Avg. Stride Length [m]	5.7	7.1	7.2	7.3	7.3	7.1	6.8	6.5						



- [ ] Ranking at each section and finish
- .-.- No data available at this section
- NA No data available



Horse/Jockey Name	Caldante
Final Rank	5
Fastest Section Time (Section)	0:11.06 (1400m)
Top Speed [km/h] (Section)	66.3 (1400m)
Race State	Finished



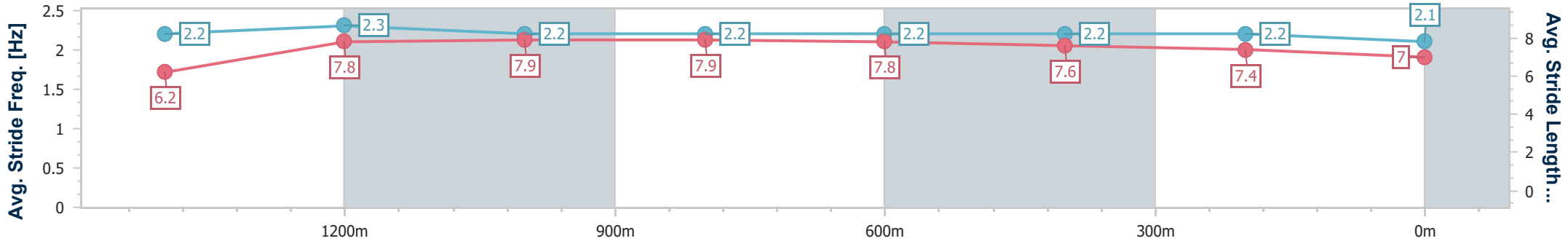
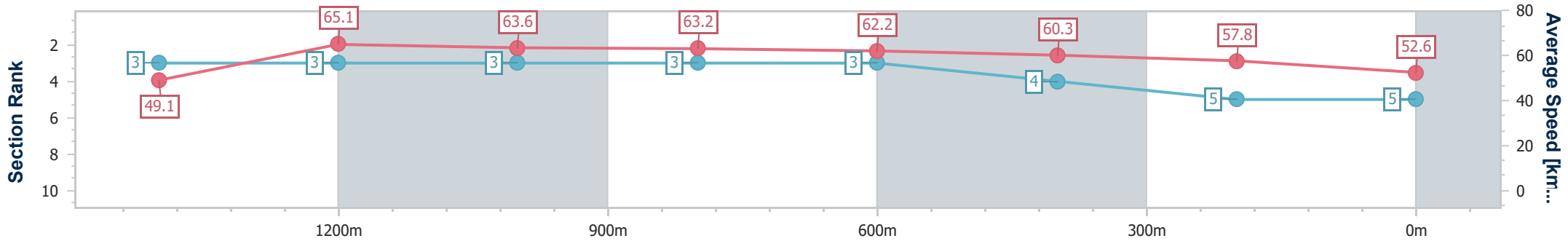
Townsville QLD Professional  
Race 2: LADBROKES RACING CLUB BENCHMARK 58  
Handicap - 1609m

20 February 2024 - 12:35

Track Rating: Soft 5, Weather: Fine, Rail Position: +5.5m 1000m-  
W/Post, +2m Remainder



Section	Overall	1400m	1200m	1000m	800m	600m	400m	200m						
Section Times	1:39.12 [5] (0:15.54)	1:23.58 [3] (0:11.06)	1:12.52 [3] (0:11.36)	1:01.16 [3] (0:11.57)	0:49.59 [3] (0:11.61)	0:37.98 [3] (0:11.86)	0:26.12 [4] (0:12.40)	0:13.72 [5] (0:13.72)						
Average Speed [km/h]	49.1	65.1	63.6	63.2	62.2	60.3	57.8	52.6						
Top Speed [km/h]	65.2	66.3	65.6	64.0	63.1	61.7	59.4	55.7						
Avg. Dist. to Rail [m]	7.0	1.8	2.2	3.1	1.2	1.9	1.0	2.1						
Avg. Stride Freq. [Hz]	2.2	2.3	2.2	2.2	2.2	2.2	2.2	2.1						
Avg. Stride Length [m]	6.2	7.8	7.9	7.9	7.8	7.6	7.4	7.0						



- [ ] Ranking at each section and finish
- .-.- No data available at this section
- NA No data available



Horse/Jockey Name	Cloudy Miss
Final Rank	6
Fastest Section Time (Section)	0:11.22 (1200m)
Top Speed [km/h] (Section)	66.0 (1200m)
Race State	Finished



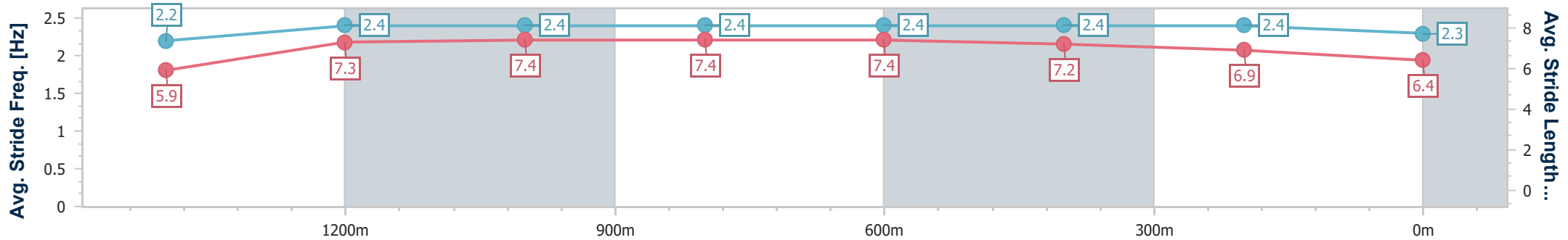
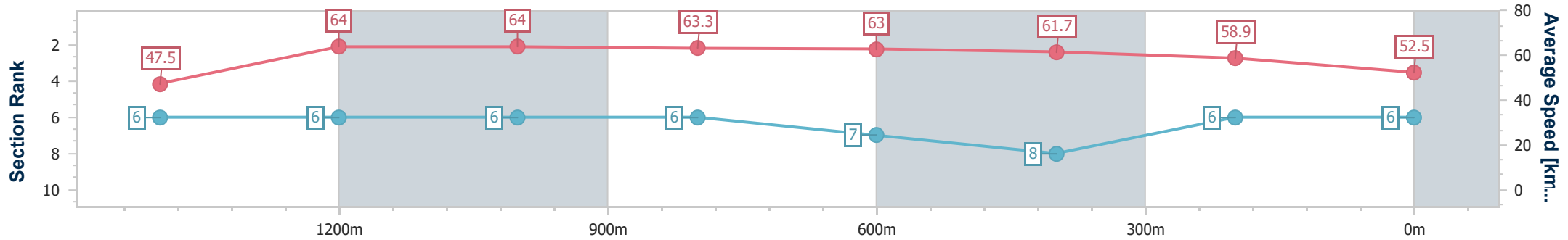
Townsville QLD Professional  
Race 2: LADBROKES RACING CLUB BENCHMARK 58  
Handicap - 1609m

20 February 2024 - 12:35

Track Rating: Soft 5, Weather: Fine, Rail Position: +5.5m 1000m-  
W/Post, +2m Remainder



Section	Overall	1400m	1200m	1000m	800m	600m	400m	200m						
Section Times	1:39.23 [6] (0:16.06)	1:23.17 [6] (0:11.35)	1:11.82 [6] (0:11.22)	1:00.60 [6] (0:11.57)	0:49.03 [6] (0:11.49)	0:37.54 [7] (0:11.63)	0:25.91 [8] (0:12.23)	0:13.68 [6] (0:13.68)						
Average Speed [km/h]	47.5	64.0	64.0	63.3	63.0	61.7	58.9	52.5						
Top Speed [km/h]	61.7	66.0	66.0	65.1	64.3	64.0	61.4	57.2						
Avg. Dist. to Rail [m]	9.4	2.3	2.6	3.0	1.2	0.6	1.4	4.3						
Avg. Stride Freq. [Hz]	2.2	2.4	2.4	2.4	2.4	2.4	2.4	2.3						
Avg. Stride Length [m]	5.9	7.3	7.4	7.4	7.4	7.2	6.9	6.4						



- [ ] Ranking at each section and finish
- .-.- No data available at this section
- NA No data available



Horse/Jockey Name	Sizzling Sun
Final Rank	7
Fastest Section Time (Section)	0:11.12 (1400m)
Top Speed [km/h] (Section)	66.8 (1200m)
Race State	Finished



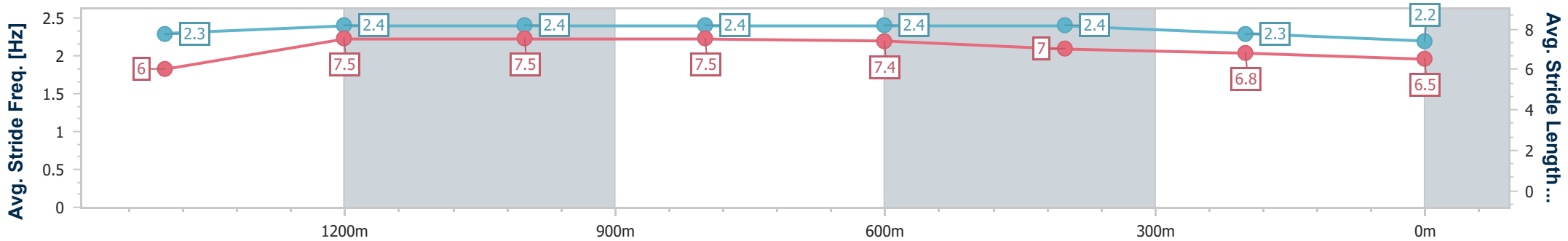
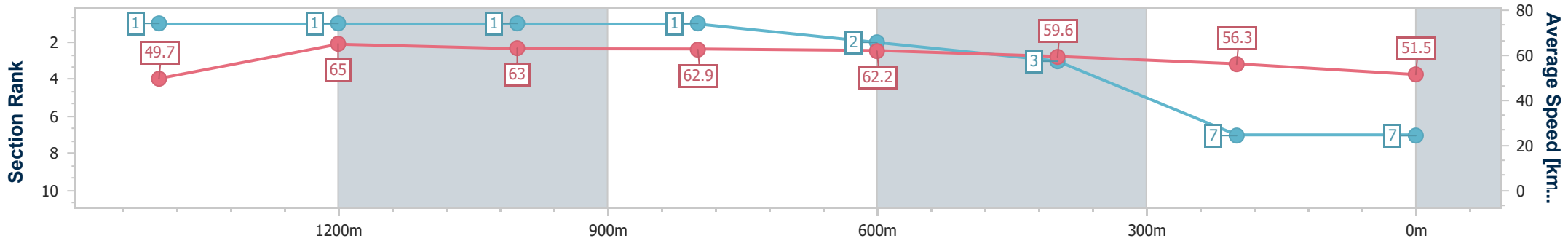
Townsville QLD Professional  
Race 2: LADBROKES RACING CLUB BENCHMARK 58  
Handicap - 1609m

20 February 2024 - 12:35

Track Rating: Soft 5, Weather: Fine, Rail Position: +5.5m 1000m-  
W/Post, +2m Remainder



Section	Overall	1400m	1200m	1000m	800m	600m	400m	200m						
Section Times	1:39.56 [7] (0:15.23)	1:24.33 [1] (0:11.12)	1:13.21 [1] (0:11.42)	1:01.79 [1] (0:11.57)	0:50.22 [1] (0:11.56)	0:38.66 [2] (0:11.96)	0:26.70 [3] (0:12.75)	0:13.95 [7] (0:13.95)						
Average Speed [km/h]	49.7	65.0	63.0	62.9	62.2	59.6	56.3	51.5						
Top Speed [km/h]	66.1	66.8	66.8	63.4	63.2	61.7	58.0	54.3						
Avg. Dist. to Rail [m]	5.9	1.3	1.7	2.1	0.9	2.1	2.2	1.0						
Avg. Stride Freq. [Hz]	2.3	2.4	2.4	2.4	2.4	2.4	2.3	2.2						
Avg. Stride Length [m]	6.0	7.5	7.5	7.5	7.4	7.0	6.8	6.5						



- [ ] Ranking at each section and finish
- .-.- No data available at this section
- NA No data available





Horse/Jockey Name	Run Rampant
Final Rank	8
Fastest Section Time (Section)	0:11.13 (1200m)
Top Speed [km/h] (Section)	66.1 (1200m)
Race State	Finished



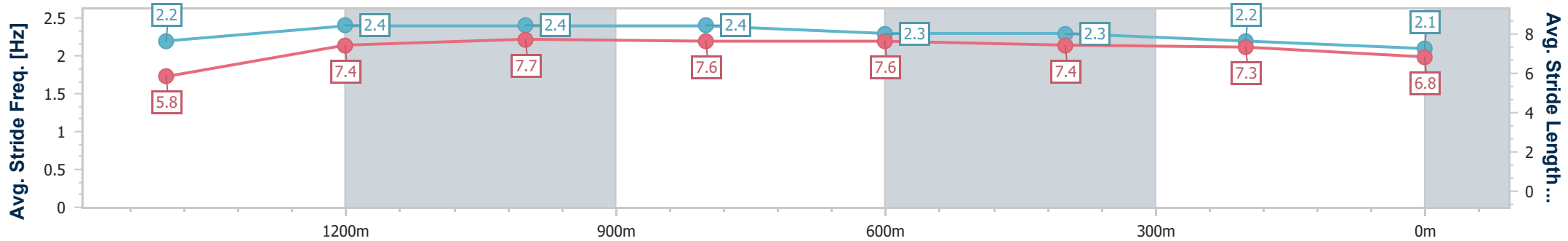
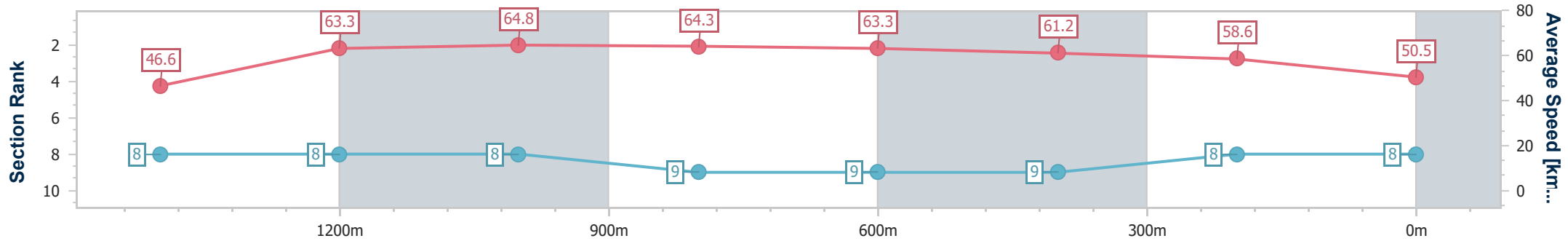
Townsville QLD Professional  
Race 2: LADBROKES RACING CLUB BENCHMARK 58  
Handicap - 1609m

20 February 2024 - 12:35

Track Rating: Soft 5, Weather: Fine, Rail Position: +5.5m 1000m-  
W/Post, +2m Remainder



Section	Overall	1400m	1200m	1000m	800m	600m	400m	200m						
Section Times	1:40.10 [8] (0:16.49)	1:23.61 [8] (0:11.52)	1:12.09 [8] (0:11.13)	1:00.96 [8] (0:11.37)	0:49.59 [9] (0:11.42)	0:38.17 [9] (0:11.67)	0:26.50 [9] (0:12.25)	0:14.25 [8] (0:14.25)						
Average Speed [km/h]	46.6	63.3	64.8	64.3	63.3	61.2	58.6	50.5						
Top Speed [km/h]	62.7	65.3	66.1	65.7	65.0	63.3	61.2	55.6						
Avg. Dist. to Rail [m]	10.7	4.2	3.5	3.3	0.9	1.5	1.1	2.3						
Avg. Stride Freq. [Hz]	2.2	2.4	2.4	2.4	2.3	2.3	2.2	2.1						
Avg. Stride Length [m]	5.8	7.4	7.7	7.6	7.6	7.4	7.3	6.8						



- [ ] Ranking at each section and finish
- .-.- No data available at this section
- NA No data available



Horse/Jockey Name	Make It Flashy
Final Rank	9
Fastest Section Time (Section)	0:11.18 (1200m)
Top Speed [km/h] (Section)	65.3 (1400m)
Race State	Finished

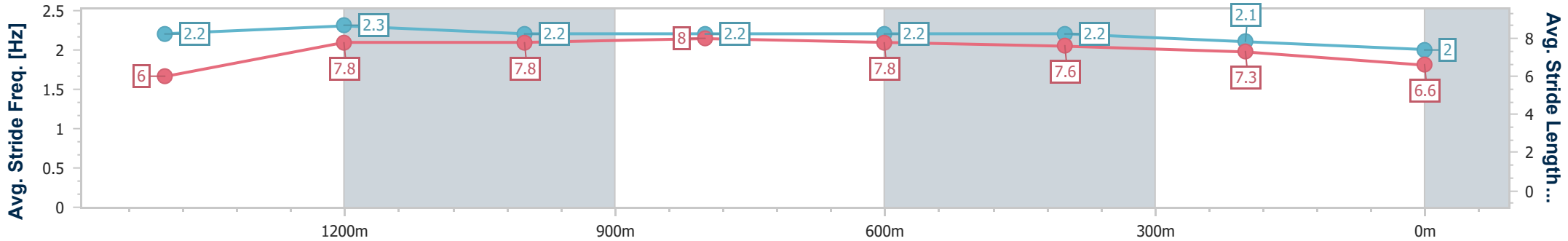
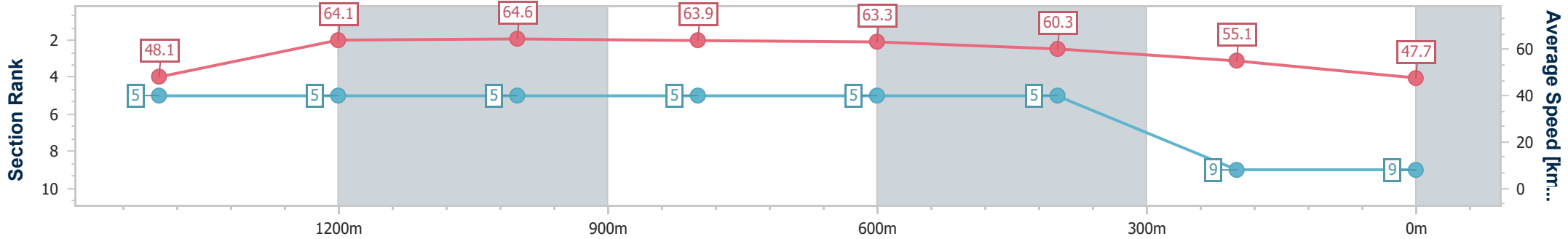


Townsville QLD Professional  
Race 2: LADBROKES RACING CLUB BENCHMARK 58  
Handicap - 1609m



20 February 2024 - 12:35  
Track Rating: Soft 5, Weather: Fine, Rail Position: +5.5m 1000m-  
W/Post, +2m Remainder

Section	Overall	1400m	1200m	1000m	800m	600m	400m	200m
Section Times	1:41.36 [9] (0:15.84)	1:25.52 [5] (0:11.27)	1:14.25 [5] (0:11.18)	1:03.07 [5] (0:11.50)	0:51.57 [5] (0:11.49)	0:40.08 [5] (0:11.92)	0:28.16 [5] (0:13.06)	0:15.10 [9] (0:15.10)
Average Speed [km/h]	48.1	64.1	64.6	63.9	63.3	60.3	55.1	47.7
Top Speed [km/h]	63.9	65.3	65.0	64.5	64.3	62.6	57.8	52.9
Avg. Dist. to Rail [m]	5.9	2.7	3.2	4.5	1.9	0.7	0.6	0.6
Avg. Stride Freq. [Hz]	2.2	2.3	2.2	2.2	2.2	2.2	2.1	2.0
Avg. Stride Length [m]	6.0	7.8	7.8	8.0	7.8	7.6	7.3	6.6



- [ ] Ranking at each section and finish
- .-.- No data available at this section
- NA No data available



# Townsville QLD Professional

## Race 3: MEMBERSHIPS ON SALE NOW Maiden Handicap - 1400m

20 February 2024 - 13:10



Track Rating: Soft 5, Weather: Overcast, Rail Position: +5.5m 1000-W/Post; +2.0m Remainder

Section												Last 600m					
Field Times												0:35.21					
		Overall	1200m	1000m	800m	600m	400m										
		1:24.43 (0:14.48)	1:09.95 (0:11.67)	0:58.28 (0:11.70)	0:46.58 (0:11.37)	0:35.21 (0:11.17)	0:24.04 (0:11.62)										
Rank	TAB	Horse/Jockey	Barrier	Top Speed [km/h]	Fastest Section												Distance Travelled [m]
1	13	SHADOW ECLIPSE Adrian Layt	1	65.1 600m	0:11.08 600m	1:24.43 [1] (0:15.09)	1:09.34 [6] (0:11.65)	0:57.69 [7] (0:11.87)	0:45.82 [6] (0:11.25)	0:34.57 [6] (0:11.08)	0:23.49 [4] (0:11.44)	0:34.57					
2	5	SPRING'S GIFT Justin Stanley	3	65.1 800m	0:11.07 600m	1:24.50 [2] (0:14.74)	1:09.76 [2] (0:11.66)	0:58.10 [3] (0:11.83)	0:46.27 [3] (0:11.33)	0:34.94 [3] (0:11.07)	0:23.87 [2] (0:11.52)	0:34.94	-1				
3	2	KAI COME Ashley Butler	7	64.7 600m	0:11.17 600m	1:24.59 [3] (0:14.48)	1:10.11 [1] (0:11.67)	0:58.44 [1] (0:11.70)	0:46.74 [1] (0:11.37)	0:35.37 [1] (0:11.17)	0:24.20 [1] (0:11.62)	0:35.37	-3				
4	6	ALONTRO Gabrielle Semmens	6	65.9 800m	0:11.15 600m	1:24.67 [4] (0:15.01)	1:09.66 [5] (0:11.62)	0:58.04 [4] (0:11.87)	0:46.17 [4] (0:11.29)	0:34.88 [4] (0:11.15)	0:23.73 [5] (0:11.45)	0:34.88	+1				
5	12	QUE CEE SPADE Adam Sewell	10	65.5 1200m	0:11.26 600m	1:25.35 [5] (0:14.75)	1:10.60 [3] (0:11.56)	0:59.04 [2] (0:11.70)	0:47.34 [2] (0:11.40)	0:35.94 [2] (0:11.26)	0:24.68 [3] (0:11.67)	0:35.94	+1				
6	4	KAISA Scott Sheargold	9	65.8 800m	0:11.19 600m	1:25.38 [6] (0:15.61)	1:09.77 [11] (0:11.44)	0:58.33 [9] (0:11.69)	0:46.64 [8] (0:11.23)	0:35.41 [7] (0:11.19)	0:24.22 [7] (0:11.45)	0:35.41	-3				
7	3	KEEP ON RUNNING Jason Taylor	4	65.2 800m	0:11.18 800m	1:25.49 [7] (0:15.25)	1:10.24 [8] (0:11.72)	0:58.52 [8] (0:11.93)	0:46.59 [10] (0:11.18)	0:35.41 [9] (0:11.29)	0:24.12 [8] (0:11.73)	0:35.41	+3				
8	11	IMPERIUM Tessa Townsend	12	66.5 800m	0:11.19 800m	1:25.51 [8] (0:15.47)	1:10.04 [9] (0:11.66)	0:58.38 [10] (0:11.71)	0:46.67 [9] (0:11.19)	0:35.48 [8] (0:11.39)	0:24.09 [9] (0:11.74)	0:35.48	+10				
9	8	GEORGE TOWN Denicious Smith	8	64.8 600m	0:11.26 800m	1:25.70 [9] (0:15.12)	1:10.58 [7] (0:11.60)	0:58.98 [5] (0:11.84)	0:47.14 [5] (0:11.26)	0:35.88 [5] (0:11.27)	0:24.61 [6] (0:11.84)	0:35.88	+3				
10	9	MOHS SCALE Nathan Thomas	11	65.3 800m	0:11.24 600m	1:26.33 [10] (0:15.53)	1:10.80 [10] (0:11.70)	0:59.10 [11] (0:11.94)	0:47.16 [11] (0:11.30)	0:35.86 [12] (0:11.24)	0:24.62 [12] (0:11.71)	0:35.86	-4				

Scratched: Let's Roll (#7)

[ ] Ranking at each section and finish  
 -:-:- No data available at this section  
 NA No data available

SCN Saddle cloth number  
 DNF Did not finish  
 DNT Did not track



# Townsville QLD Professional

## Race 3: MEMBERSHIPS ON SALE NOW Maiden Handicap - 1400m

20 February 2024 - 13:10



Track Rating: Soft 5, Weather: Overcast, Rail Position: +5.5m 1000-W/Post; +2.0m Remainder

Section		Overall	1200m	1000m	800m	600m	400m	Last 600m				
Field Times		1:24.43 (0:14.48)	1:09.95 (0:11.67)	0:58.28 (0:11.70)	0:46.58 (0:11.37)	0:35.21 (0:11.17)	0:24.04 (0:11.62)	0:35.21				
Rank	TAB Horse/Jockey	Barrier	Top Speed [km/h]	Fastest Section	Distance Travelled [m]							
11	10 HITCHEDINMANHATTAN Adam Spinks	5	64.3 600m	0:11.41 600m	1:26.40 [11] (0:14.97)	1:11.43 [4] (0:11.76)	0:59.67 [6] (0:11.90)	0:47.77 [7] (0:11.45)	0:36.32 [10] (0:11.41)	0:24.91 [10] (0:11.89)	0:36.32	-1
12	1 PASSING OUT Carl Spry	13	66.5 800m	0:11.03 1200m	1:27.57 [12] (0:16.62)	1:10.95 [12] (0:11.03)	0:59.92 [12] (0:11.59)	0:48.33 [12] (0:11.14)	0:37.19 [11] (0:11.27)	0:25.92 [11] (0:12.08)	0:37.19	+5

Scratched: Let's Roll (#7)

[ ] Ranking at each section and finish  
 -:-:-:- No data available at this section  
 NA No data available

SCN Saddle cloth number  
 DNF Did not finish  
 DNT Did not track



# Townsville QLD Professional

## Race 3: MEMBERSHIPS ON SALE NOW Maiden Handicap - 1400m

20 February 2024 - 13:10



Track Rating: Soft 5, Weather: Overcast, Rail Position: +5.5m 1000-W/Post; +2.0m Remainder

Section							200m			Last 600m
Field Times							0:12.42			0:35.21
Rank	TAB	Horse/Jockey	Barrier	Top Speed [km/h]	Fastest Section		Margin			Distance Travelled [m]
1	13	<b>SHADOW ECLIPSE</b> Adrian Layt	1	65.1 600m	0:11.08 600m	0:12.05 [4] (0:12.05)	1:24.43		0:34.57	
2	5	<b>SPRING'S GIFT</b> Justin Stanley	3	65.1 800m	0:11.07 600m	0:12.35 [2] (0:12.35)	0.4L		0:34.94	-1
3	2	<b>KAI COME</b> Ashley Butler	7	64.7 600m	0:11.17 600m	0:12.58 [1] (0:12.58)	0.8L		0:35.37	-3
4	6	<b>ALONTRO</b> Gabrielle Semmens	6	65.9 800m	0:11.15 600m	0:12.28 [5] (0:12.28)	1.2L		0:34.88	+1
5	12	<b>QUE CEE SPADE</b> Adam Sewell	10	65.5 1200m	0:11.26 600m	0:13.01 [3] (0:13.01)	5.2L		0:35.94	+1
6	4	<b>KAISA</b> Scott Sheargold	9	65.8 800m	0:11.19 600m	0:12.77 [6] (0:12.77)	5.4L		0:35.41	-3
7	3	<b>KEEP ON RUNNING</b> Jason Taylor	4	65.2 800m	0:11.18 800m	0:12.39 [8] (0:12.39)	5.9L		0:35.41	+3
8	11	<b>IMPERIUM</b> Tessa Townsend	12	66.5 800m	0:11.19 800m	0:12.35 [9] (0:12.35)	6L		0:35.48	+10
9	8	<b>GEORGE TOWN</b> Denicious Smith	8	64.8 600m	0:11.26 800m	0:12.77 [7] (0:12.77)	7L		0:35.88	+3
10	9	<b>MOHS SCALE</b> Nathan Thomas	11	65.3 800m	0:11.24 600m	0:12.91 [11] (0:12.91)	10.5L		0:35.86	-4

Scratched: Let's Roll (#7)

[ ] Ranking at each section and finish  
 -:-:- No data available at this section  
 NA No data available

SCN Saddle cloth number  
 DNF Did not finish  
 DNT Did not track



# Townsville QLD Professional

## Race 3: MEMBERSHIPS ON SALE NOW Maiden Handicap - 1400m

20 February 2024 - 13:10



Track Rating: Soft 5, Weather: Overcast, Rail Position: +5.5m 1000-W/Post; +2.0m Remainder

Section				200m				Last 600m	
Field Times				0:12.42 (0:12.42)				0:35.21	
Rank	TAB	Horse/Jockey	Barrier	Top Speed [km/h]	Fastest Section	Margin			Distance Travelled [m]
11	10	HITCHEDINMANHATTAN Adam Spinks	5	64.3 600m	0:11.41 600m	0:13.02 [10] (0:13.02)	10.8L		0:36.32 -1
12	1	PASSING OUT Carl Spry	13	66.5 800m	0:11.03 1200m	0:13.84 [12] (0:13.84)	17.6L		0:37.19 +5

Scratched: Let's Roll (#7)

[ ] Ranking at each section and finish  
 -:-:-:- No data available at this section  
 NA No data available

SCN Saddle cloth number  
 DNF Did not finish  
 DNT Did not track



Horse/Jockey Name	Shadow Eclipse
Final Rank	1
Fastest Section Time (Section)	0:11.08 (600m)
Top Speed [km/h] (Section)	65.1 (600m)
Race State	Finished



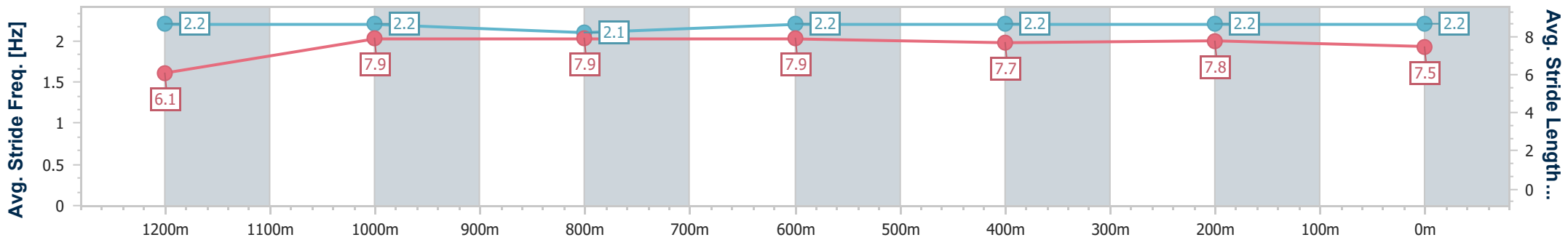
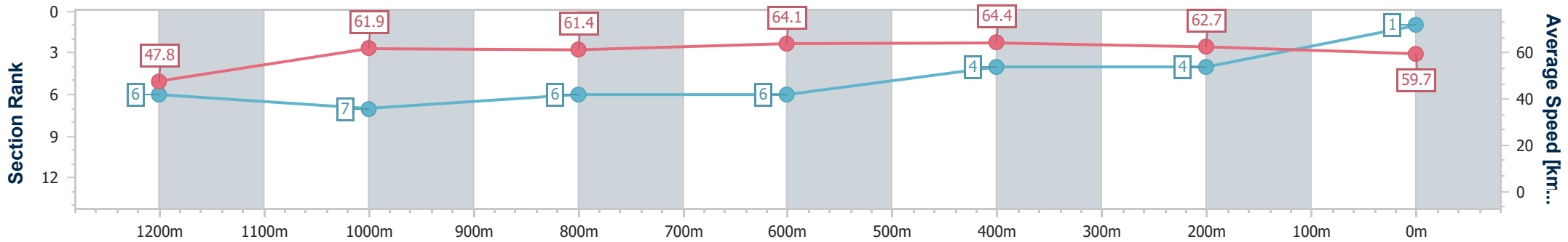
Townsville QLD Professional  
Race 3: MEMBERSHIPS ON SALE NOW Maiden Handicap - 1400m



20 February 2024 - 13:10

Track Rating: Soft 5, Weather: Overcast, Rail Position: +5.5m 1000- W/Post; +2.0m Remainder

Section	Overall	1200m	1000m	800m	600m	400m	200m						
Section Times	1:24.43 [1] (0:15.09)	1:09.34 [6] (0:11.65)	0:57.69 [7] (0:11.87)	0:45.82 [6] (0:11.25)	0:34.57 [6] (0:11.08)	0:23.49 [4] (0:11.44)	0:12.05 [4] (0:12.05)						
Average Speed [km/h]	47.8	61.9	61.4	64.1	64.4	62.7	59.7						
Top Speed [km/h]	63.1	63.1	63.4	64.9	65.1	63.8	62.0						
Avg. Dist. to Rail [m]	3.8	2.6	2.9	1.0	2.2	1.4	2.7						
Avg. Stride Freq. [Hz]	2.2	2.2	2.1	2.2	2.2	2.2	2.2						
Avg. Stride Length [m]	6.1	7.9	7.9	7.9	7.7	7.8	7.5						



- [ ] Ranking at each section and finish
- .-.- No data available at this section
- NA No data available



Horse/Jockey Name	Spring's Gift
Final Rank	2
Fastest Section Time (Section)	0:11.07 (600m)
Top Speed [km/h] (Section)	65.1 (800m)
Race State	Finished

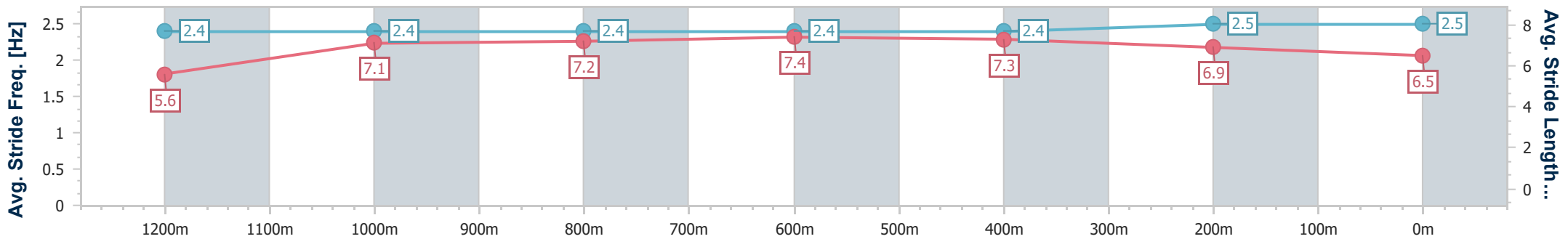
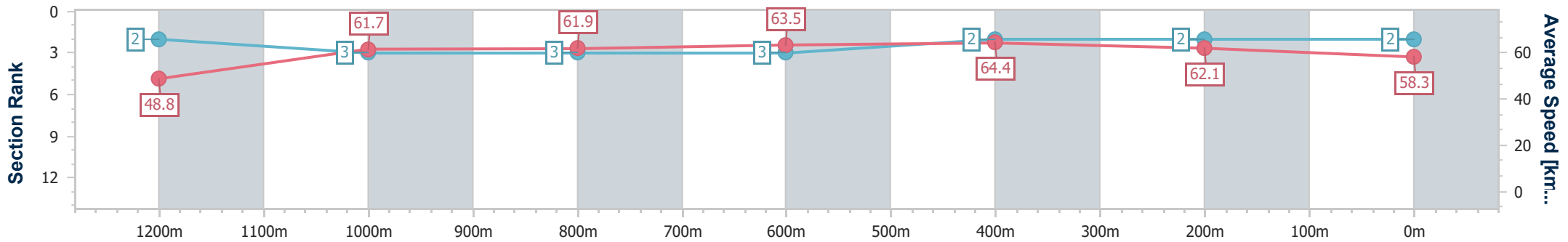


Townsville QLD Professional  
 Race 3: MEMBERSHIPS ON SALE NOW Maiden Handicap - 1400m



20 February 2024 - 13:10  
 Track Rating: Soft 5, Weather: Overcast, Rail Position: +5.5m 1000-  
 W/Post; +2.0m Remainder

Section	Overall	1200m	1000m	800m	600m	400m	200m
Section Times	1:24.50 [2] (0:14.74)	1:09.76 [2] (0:11.66)	0:58.10 [3] (0:11.83)	0:46.27 [3] (0:11.33)	0:34.94 [3] (0:11.07)	0:23.87 [2] (0:11.52)	0:12.35 [2] (0:12.35)
Average Speed [km/h]	48.8	61.7	61.9	63.5	64.4	62.1	58.3
Top Speed [km/h]	63.6	63.2	62.9	65.1	65.1	64.5	61.3
Avg. Dist. to Rail [m]	4.3	2.6	3.1	1.1	2.3	2.1	0.9
Avg. Stride Freq. [Hz]	2.4	2.4	2.4	2.4	2.4	2.5	2.5
Avg. Stride Length [m]	5.6	7.1	7.2	7.4	7.3	6.9	6.5



- [ ] Ranking at each section and finish
- .-.- No data available at this section
- NA No data available





Horse/Jockey Name	Kai Come
Final Rank	3
Fastest Section Time (Section)	0:11.17 (600m)
Top Speed [km/h] (Section)	64.7 (600m)
Race State	Finished



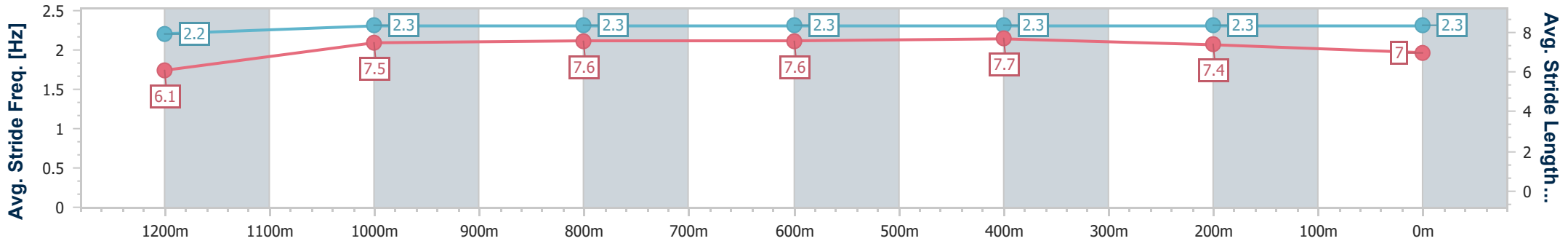
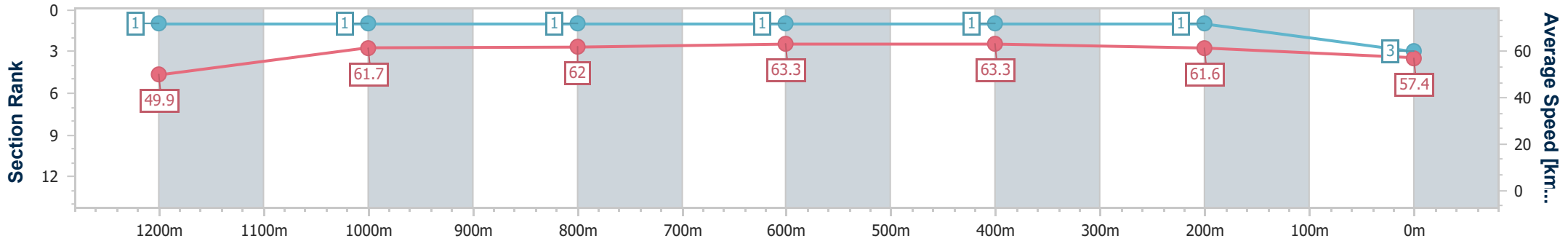
Townsville QLD Professional  
Race 3: MEMBERSHIPS ON SALE NOW Maiden Handicap - 1400m



20 February 2024 - 13:10

Track Rating: Soft 5, Weather: Overcast, Rail Position: +5.5m 1000- W/Post; +2.0m Remainder

Section	Overall	1200m	1000m	800m	600m	400m	200m
Section Times	1:24.59 [3] (0:14.48)	1:10.11 [1] (0:11.67)	0:58.44 [1] (0:11.70)	0:46.74 [1] (0:11.37)	0:35.37 [1] (0:11.17)	0:24.20 [1] (0:11.62)	0:12.58 [1] (0:12.58)
Average Speed [km/h]	49.9	61.7	62.0	63.3	63.3	61.6	57.4
Top Speed [km/h]	64.2	63.6	62.6	64.0	64.7	63.4	59.6
Avg. Dist. to Rail [m]	5.5	2.2	2.0	1.1	3.2	3.0	1.2
Avg. Stride Freq. [Hz]	2.2	2.3	2.3	2.3	2.3	2.3	2.3
Avg. Stride Length [m]	6.1	7.5	7.6	7.6	7.7	7.4	7.0



- [ ] Ranking at each section and finish
- .-.- No data available at this section
- NA No data available



Horse/Jockey Name	Alontro
Final Rank	4
Fastest Section Time (Section)	0:11.15 (600m)
Top Speed [km/h] (Section)	65.9 (800m)
Race State	Finished



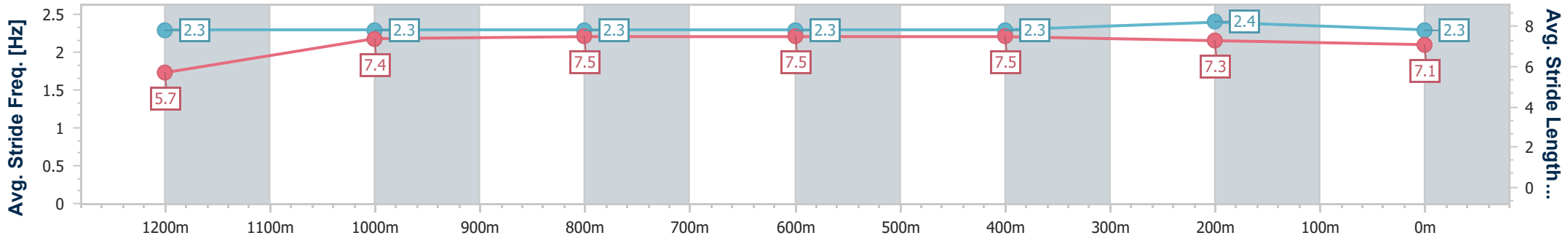
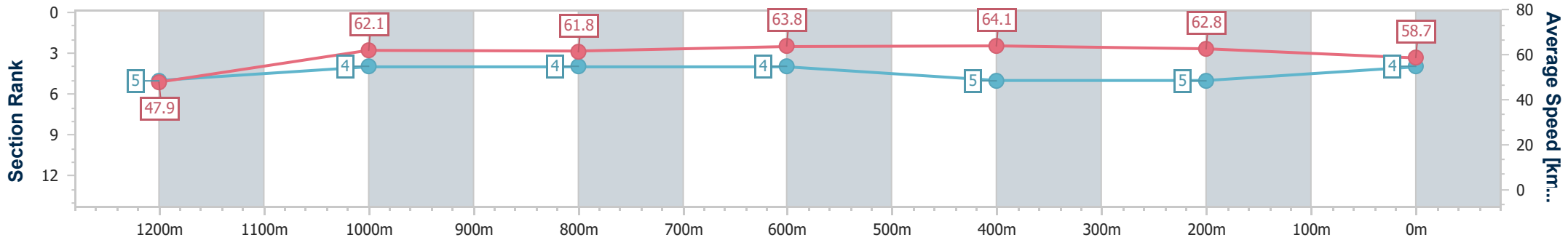
Townsville QLD Professional  
Race 3: MEMBERSHIPS ON SALE NOW Maiden Handicap - 1400m



20 February 2024 - 13:10

Track Rating: Soft 5, Weather: Overcast, Rail Position: +5.5m 1000- W/Post; +2.0m Remainder

Section	Overall	1200m	1000m	800m	600m	400m	200m							
Section Times	1:24.67 [4] (0:15.01)	1:09.66 [5] (0:11.62)	0:58.04 [4] (0:11.87)	0:46.17 [4] (0:11.29)	0:34.88 [4] (0:11.15)	0:23.73 [5] (0:11.45)	0:12.28 [5] (0:12.28)							
Average Speed [km/h]	47.9	62.1	61.8	63.8	64.1	62.8	58.7							
Top Speed [km/h]	63.7	65.0	63.3	65.9	65.0	63.5	61.8							
Avg. Dist. to Rail [m]	6.8	4.0	3.1	0.7	1.3	1.6	4.3							
Avg. Stride Freq. [Hz]	2.3	2.3	2.3	2.3	2.3	2.4	2.3							
Avg. Stride Length [m]	5.7	7.4	7.5	7.5	7.5	7.3	7.1							



- [ ] Ranking at each section and finish
- .-.- No data available at this section
- NA No data available



Horse/Jockey Name	Que Cee Spade
Final Rank	5
Fastest Section Time (Section)	0:11.26 (600m)
Top Speed [km/h] (Section)	65.5 (1200m)
Race State	Finished



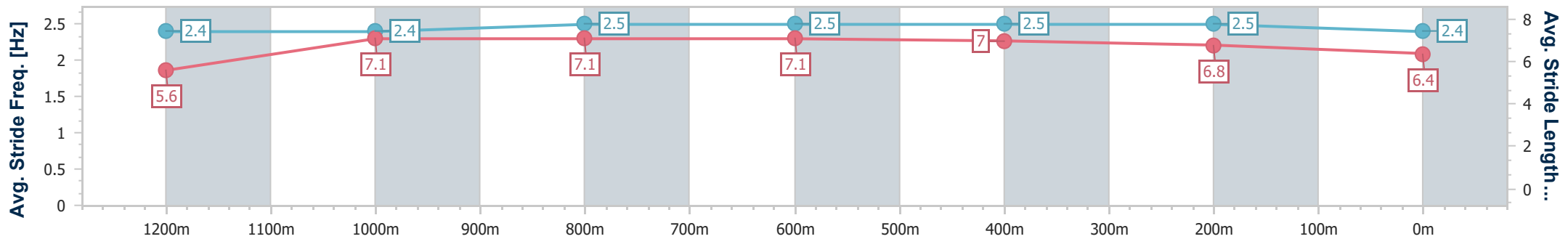
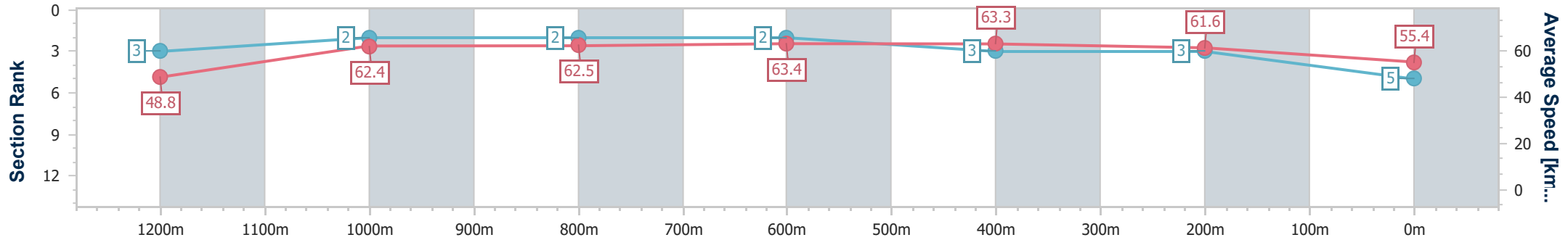
Townsville QLD Professional  
Race 3: MEMBERSHIPS ON SALE NOW Maiden Handicap - 1400m



20 February 2024 - 13:10

Track Rating: Soft 5, Weather: Overcast, Rail Position: +5.5m 1000-  
W/Post; +2.0m Remainder

Section	Overall	1200m	1000m	800m	600m	400m	200m						
Section Times	1:25.35 [5] (0:14.75)	1:10.60 [3] (0:11.56)	0:59.04 [2] (0:11.70)	0:47.34 [2] (0:11.40)	0:35.94 [2] (0:11.26)	0:24.68 [3] (0:11.67)	0:13.01 [3] (0:13.01)						
Average Speed [km/h]	48.8	62.4	62.5	63.4	63.3	61.6	55.4						
Top Speed [km/h]	64.7	65.5	64.1	65.3	65.0	62.6	59.9						
Avg. Dist. to Rail [m]	9.0	3.2	3.3	1.0	1.7	1.1	1.6						
Avg. Stride Freq. [Hz]	2.4	2.4	2.5	2.5	2.5	2.5	2.4						
Avg. Stride Length [m]	5.6	7.1	7.1	7.1	7.0	6.8	6.4						



- [ ] Ranking at each section and finish
- .-.- No data available at this section
- NA No data available



Horse/Jockey Name	Kaisa
Final Rank	6
Fastest Section Time (Section)	0:11.19 (600m)
Top Speed [km/h] (Section)	65.8 (800m)
Race State	Finished



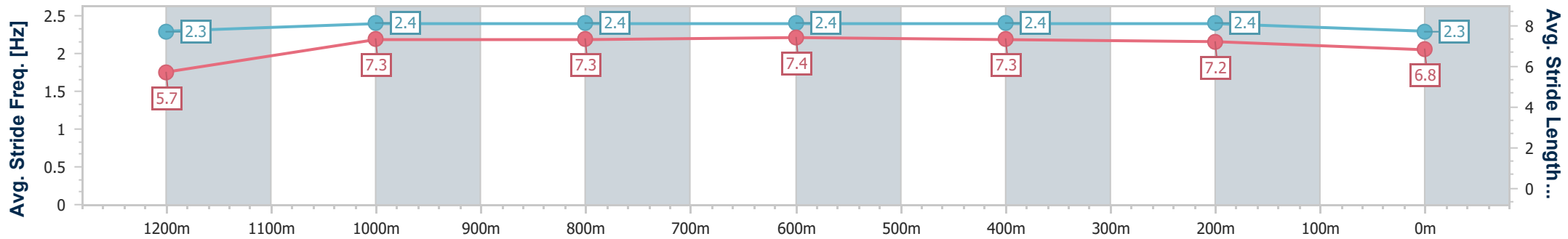
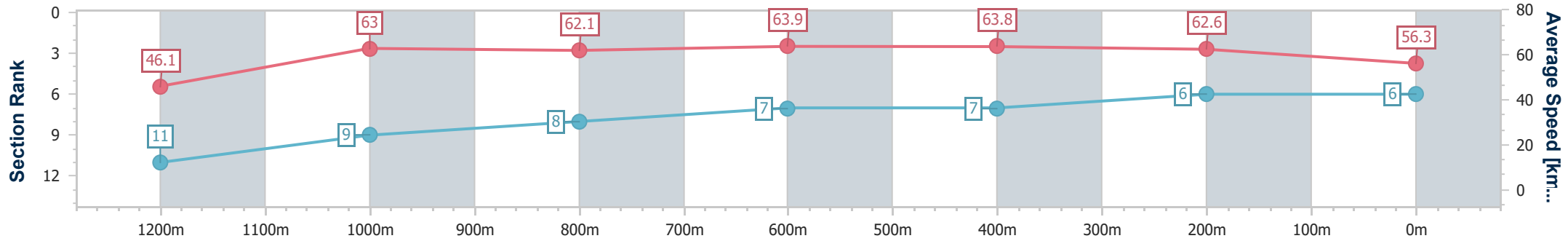
Townsville QLD Professional  
Race 3: MEMBERSHIPS ON SALE NOW Maiden Handicap - 1400m



20 February 2024 - 13:10

Track Rating: Soft 5, Weather: Overcast, Rail Position: +5.5m 1000- W/Post; +2.0m Remainder

Section	Overall	1200m	1000m	800m	600m	400m	200m							
Section Times	1:25.38 [6] (0:15.61)	1:09.77 [11] (0:11.44)	0:58.33 [9] (0:11.69)	0:46.64 [8] (0:11.23)	0:35.41 [7] (0:11.19)	0:24.22 [7] (0:11.45)	0:12.77 [6] (0:12.77)							
Average Speed [km/h]	46.1	63.0	62.1	63.9	63.8	62.6	56.3							
Top Speed [km/h]	63.7	64.6	64.6	65.8	64.9	65.6	59.8							
Avg. Dist. to Rail [m]	7.0	1.1	1.1	0.5	1.8	1.1	2.2							
Avg. Stride Freq. [Hz]	2.3	2.4	2.4	2.4	2.4	2.4	2.3							
Avg. Stride Length [m]	5.7	7.3	7.3	7.4	7.3	7.2	6.8							



- [ ] Ranking at each section and finish
- .-.- No data available at this section
- NA No data available



Horse/Jockey Name	Keep On Running
Final Rank	7
Fastest Section Time (Section)	0:11.18 (800m)
Top Speed [km/h] (Section)	65.2 (800m)
Race State	Finished



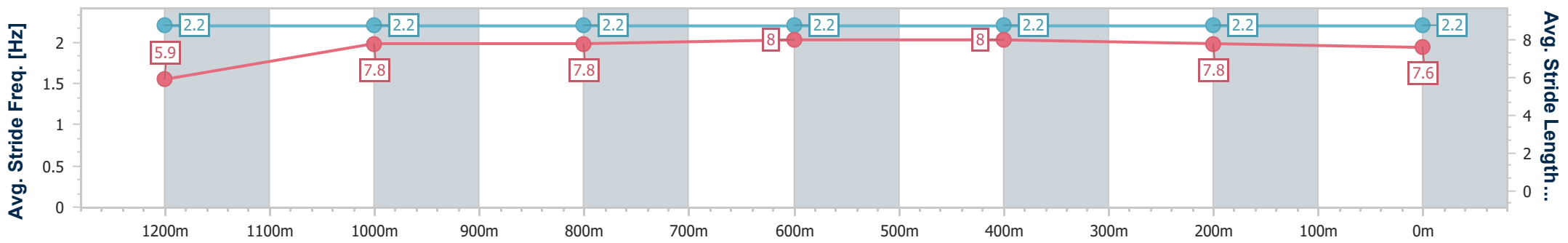
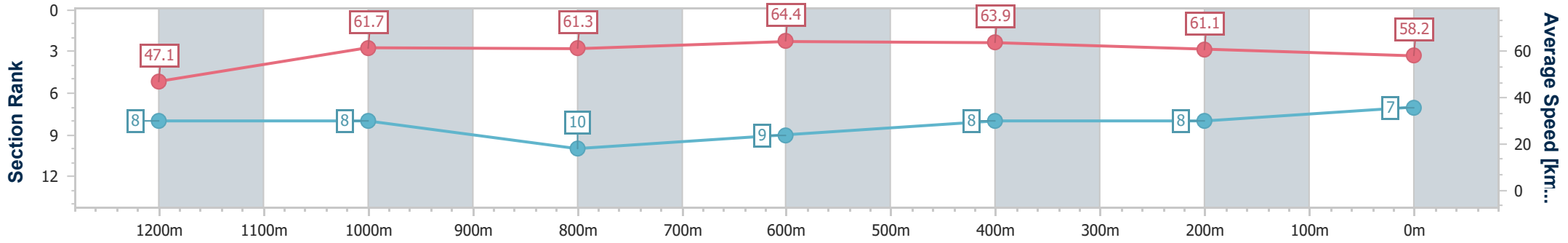
Townsville QLD Professional  
Race 3: MEMBERSHIPS ON SALE NOW Maiden Handicap - 1400m



20 February 2024 - 13:10

Track Rating: Soft 5, Weather: Overcast, Rail Position: +5.5m 1000-  
W/Post; +2.0m Remainder

Section	Overall	1200m	1000m	800m	600m	400m	200m							
Section Times	1:25.49 [7] (0:15.25)	1:10.24 [8] (0:11.72)	0:58.52 [8] (0:11.93)	0:46.59 [10] (0:11.18)	0:35.41 [9] (0:11.29)	0:24.12 [8] (0:11.73)	0:12.39 [8] (0:12.39)							
Average Speed [km/h]	47.1	61.7	61.3	64.4	63.9	61.1	58.2							
Top Speed [km/h]	62.7	63.4	63.1	65.2	65.1	62.0	60.6							
Avg. Dist. to Rail [m]	4.9	3.5	3.1	1.0	0.7	0.5	1.0							
Avg. Stride Freq. [Hz]	2.2	2.2	2.2	2.2	2.2	2.2	2.2							
Avg. Stride Length [m]	5.9	7.8	7.8	8.0	8.0	7.8	7.6							



- [ ] Ranking at each section and finish
- .-.- No data available at this section
- NA No data available



Horse/Jockey Name	Imperium
Final Rank	8
Fastest Section Time (Section)	0:11.19 (800m)
Top Speed [km/h] (Section)	66.5 (800m)
Race State	Finished

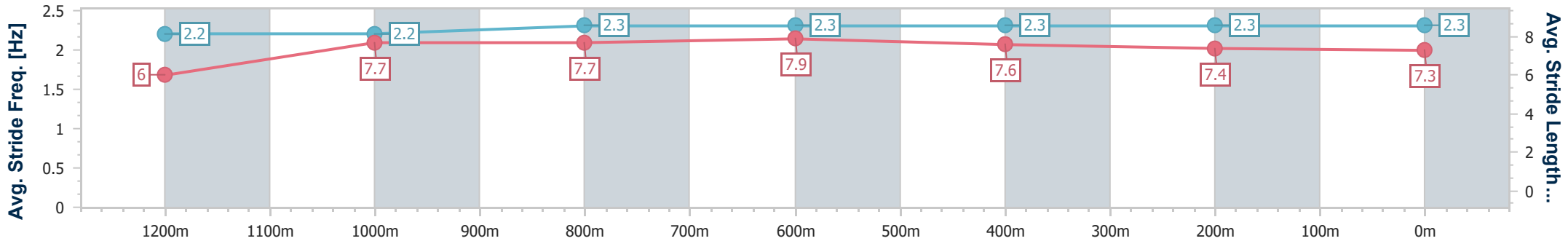
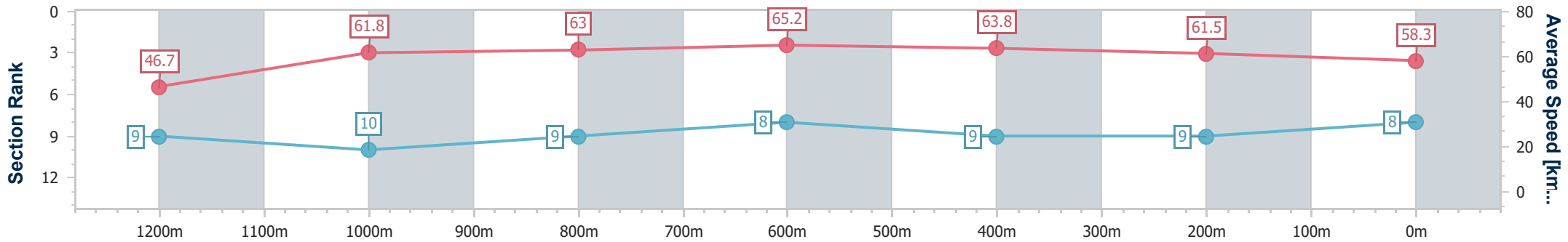


Townsville QLD Professional  
Race 3: MEMBERSHIPS ON SALE NOW Maiden Handicap - 1400m



20 February 2024 - 13:10  
Track Rating: Soft 5, Weather: Overcast, Rail Position: +5.5m 1000-  
W/Post; +2.0m Remainder

Section	Overall	1200m	1000m	800m	600m	400m	200m
Section Times	1:25.51 [8] (0:15.47)	1:10.04 [9] (0:11.66)	0:58.38 [10] (0:11.71)	0:46.67 [9] (0:11.19)	0:35.48 [8] (0:11.39)	0:24.09 [9] (0:11.74)	0:12.35 [9] (0:12.35)
Average Speed [km/h]	46.7	61.8	63.0	65.2	63.8	61.5	58.3
Top Speed [km/h]	62.0	62.7	65.4	66.5	65.1	62.3	60.9
Avg. Dist. to Rail [m]	10.2	4.4	4.5	3.0	1.3	2.8	4.4
Avg. Stride Freq. [Hz]	2.2	2.2	2.3	2.3	2.3	2.3	2.3
Avg. Stride Length [m]	6.0	7.7	7.7	7.9	7.6	7.4	7.3



- [ ] Ranking at each section and finish
- .-.- No data available at this section
- NA No data available



Horse/Jockey Name	George Town
Final Rank	9
Fastest Section Time (Section)	0:11.26 (800m)
Top Speed [km/h] (Section)	64.8 (600m)
Race State	Finished



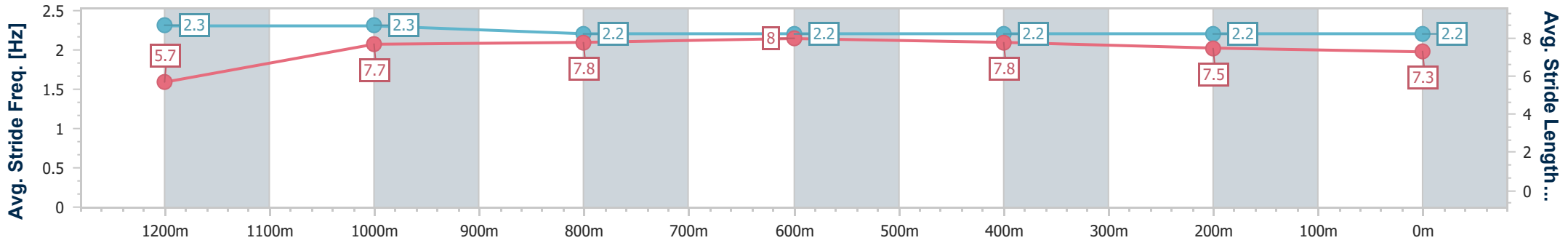
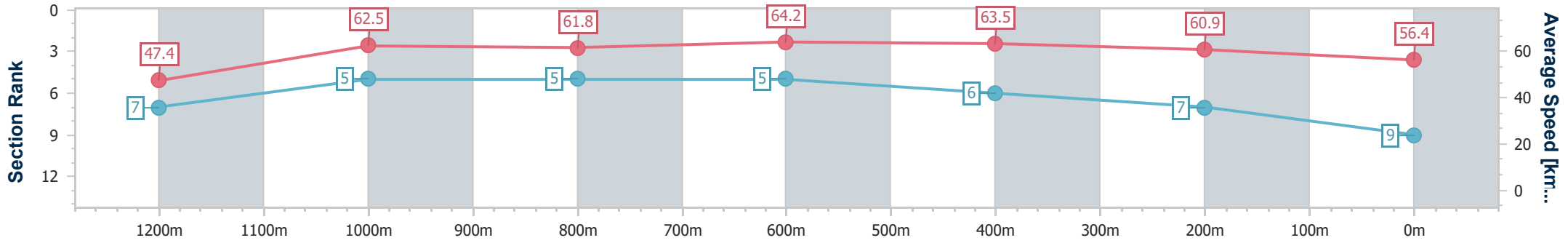
Townsville QLD Professional  
Race 3: MEMBERSHIPS ON SALE NOW Maiden Handicap - 1400m

20 February 2024 - 13:10

Track Rating: Soft 5, Weather: Overcast, Rail Position: +5.5m 1000- W/Post; +2.0m Remainder



Section	Overall	1200m	1000m	800m	600m	400m	200m							
Section Times	1:25.70 [9] (0:15.12)	1:10.58 [7] (0:11.60)	0:58.98 [5] (0:11.84)	0:47.14 [5] (0:11.26)	0:35.88 [5] (0:11.27)	0:24.61 [6] (0:11.84)	0:12.77 [7] (0:12.77)							
Average Speed [km/h]	47.4	62.5	61.8	64.2	63.5	60.9	56.4							
Top Speed [km/h]	62.8	63.6	63.4	64.7	64.8	62.4	59.8							
Avg. Dist. to Rail [m]	8.0	4.1	3.4	1.0	0.8	1.5	2.9							
Avg. Stride Freq. [Hz]	2.3	2.3	2.2	2.2	2.2	2.2	2.2							
Avg. Stride Length [m]	5.7	7.7	7.8	8.0	7.8	7.5	7.3							



- [ ] Ranking at each section and finish
- .-.- No data available at this section
- NA No data available



Horse/Jockey Name	Mohs Scale
Final Rank	10
Fastest Section Time (Section)	0:11.24 (600m)
Top Speed [km/h] (Section)	65.3 (800m)
Race State	Finished

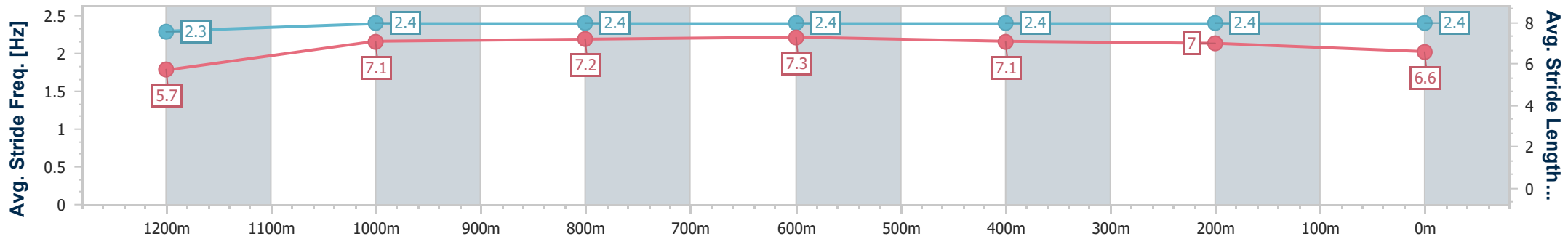
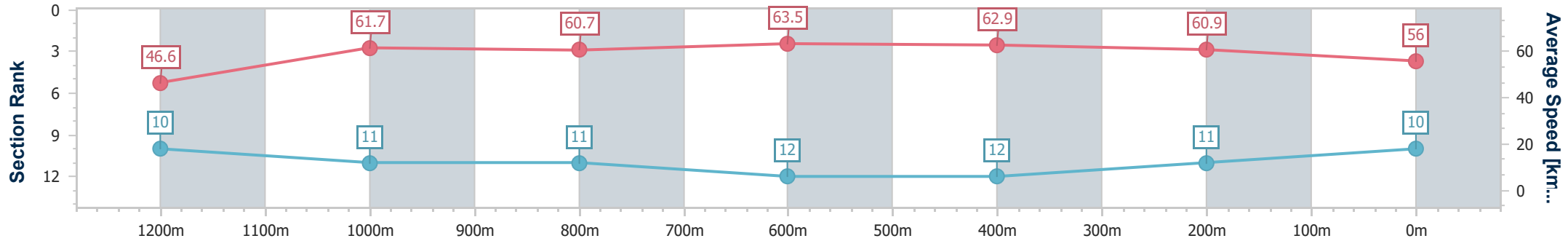


Townsville QLD Professional  
Race 3: MEMBERSHIPS ON SALE NOW Maiden Handicap - 1400m



20 February 2024 - 13:10  
Track Rating: Soft 5, Weather: Overcast, Rail Position: +5.5m 1000-  
W/Post; +2.0m Remainder

Section	Overall	1200m	1000m	800m	600m	400m	200m							
Section Times	1:26.33 [10] (0:15.53)	1:10.80 [10] (0:11.70)	0:59.10 [11] (0:11.94)	0:47.16 [11] (0:11.30)	0:35.86 [12] (0:11.24)	0:24.62 [12] (0:11.71)	0:12.91 [11] (0:12.91)							
Average Speed [km/h]	46.6	61.7	60.7	63.5	62.9	60.9	56.0							
Top Speed [km/h]	61.9	62.7	64.2	65.3	64.7	62.2	59.4							
Avg. Dist. to Rail [m]	8.5	2.4	2.2	1.6	3.7	4.1	1.8							
Avg. Stride Freq. [Hz]	2.3	2.4	2.4	2.4	2.4	2.4	2.4							
Avg. Stride Length [m]	5.7	7.1	7.2	7.3	7.1	7.0	6.6							



- [ ] Ranking at each section and finish
- .-.- No data available at this section
- NA No data available





Horse/Jockey Name	HitchedInmanhattan
Final Rank	11
Fastest Section Time (Section)	0:11.41 (600m)
Top Speed [km/h] (Section)	64.3 (600m)
Race State	Finished

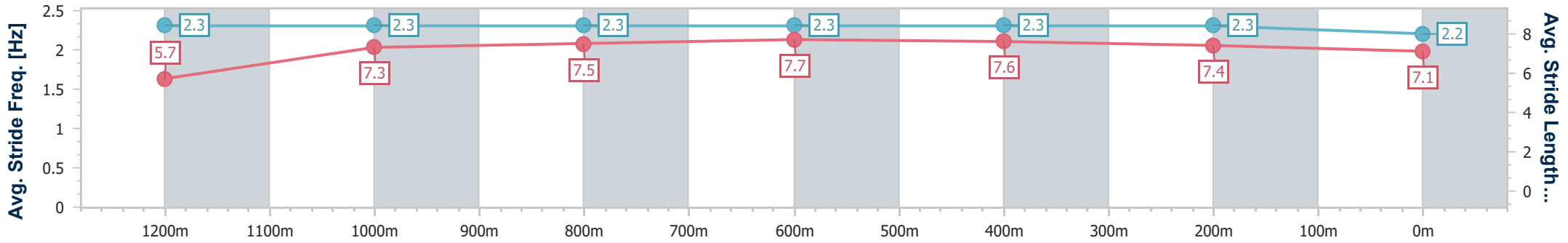
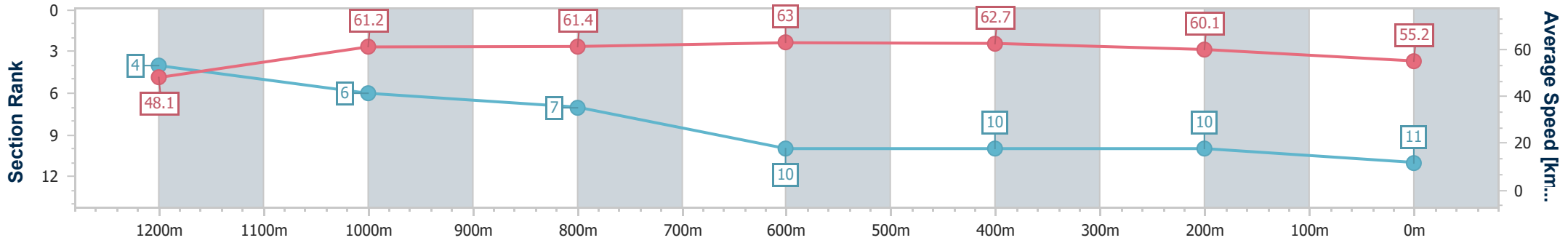


Townsville QLD Professional  
Race 3: MEMBERSHIPS ON SALE NOW Maiden Handicap - 1400m



20 February 2024 - 13:10  
Track Rating: Soft 5, Weather: Overcast, Rail Position: +5.5m 1000-  
W/Post; +2.0m Remainder

Section	Overall	1200m	1000m	800m	600m	400m	200m							
Section Times	1:26.40 [11] (0:14.97)	1:11.43 [4] (0:11.76)	0:59.67 [6] (0:11.90)	0:47.77 [7] (0:11.45)	0:36.32 [10] (0:11.41)	0:24.91 [10] (0:11.89)	0:13.02 [10] (0:13.02)							
Average Speed [km/h]	48.1	61.2	61.4	63.0	62.7	60.1	55.2							
Top Speed [km/h]	63.2	63.1	62.8	64.1	64.3	61.1	59.0							
Avg. Dist. to Rail [m]	5.4	2.6	2.3	0.8	1.9	1.6	0.9							
Avg. Stride Freq. [Hz]	2.3	2.3	2.3	2.3	2.3	2.3	2.2							
Avg. Stride Length [m]	5.7	7.3	7.5	7.7	7.6	7.4	7.1							



- [ ] Ranking at each section and finish
- .-.- No data available at this section
- NA No data available



Horse/Jockey Name	Passing Out
Final Rank	12
Fastest Section Time (Section)	0:11.03 (1200m)
Top Speed [km/h] (Section)	66.5 (800m)
Race State	Finished



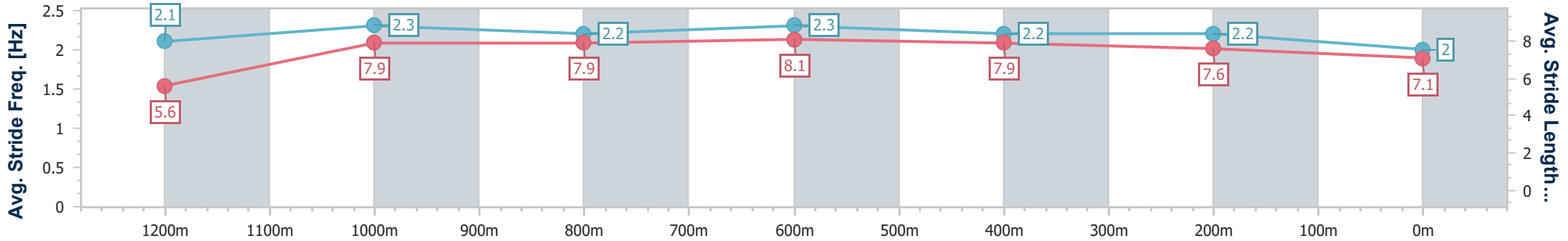
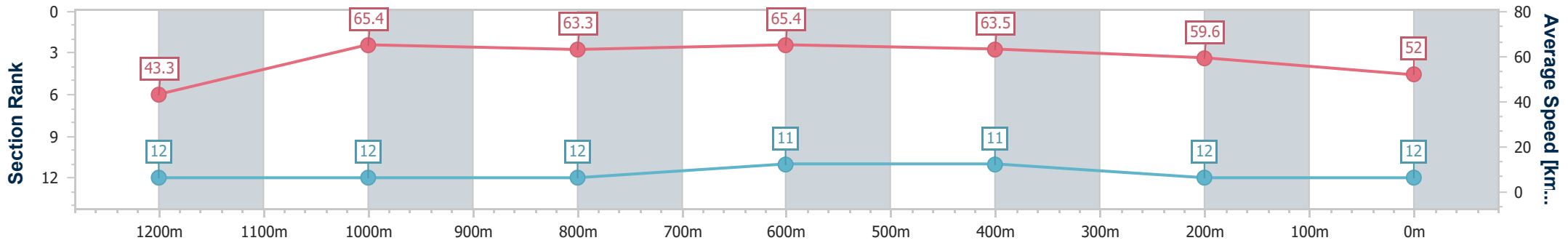
Townsville QLD Professional  
Race 3: MEMBERSHIPS ON SALE NOW Maiden Handicap - 1400m

20 February 2024 - 13:10

Track Rating: Soft 5, Weather: Overcast, Rail Position: +5.5m 1000-  
W/Post; +2.0m Remainder



Section	Overall	1200m	1000m	800m	600m	400m	200m
Section Times	1:27.57 [12] (0:16.62)	1:10.95 [12] (0:11.03)	0:59.92 [12] (0:11.59)	0:48.33 [12] (0:11.14)	0:37.19 [11] (0:11.27)	0:25.92 [11] (0:12.08)	0:13.84 [12] (0:13.84)
Average Speed [km/h]	43.3	65.4	63.3	65.4	63.5	59.6	52.0
Top Speed [km/h]	65.4	65.8	64.3	66.5	65.4	61.6	59.5
Avg. Dist. to Rail [m]	10.6	3.0	4.0	2.1	0.6	0.6	2.2
Avg. Stride Freq. [Hz]	2.1	2.3	2.2	2.3	2.2	2.2	2.0
Avg. Stride Length [m]	5.6	7.9	7.9	8.1	7.9	7.6	7.1



- [ ] Ranking at each section and finish
- .-.- No data available at this section
- NA No data available



# Townsville QLD Professional

## Race 4: LADBROKE IT! BENCHMARK 58 Handicap - 1200m



20 February 2024 - 13:45

Track Rating: Soft 5, Weather: Overcast, Rail Position: +5.5m 1000m-W/Post, +2m Remainder

Section												Last 600m		
Field Times		Overall	1000m	800m	600m	400m	200m						0:34.23	
		1:10.71 (0:13.76)	0:56.95 (0:11.43)	0:45.52 (0:11.29)	0:34.23 (0:11.07)	0:23.16 (0:11.13)	0:12.03 (0:12.03)							
Rank	TAB	Horse/Jockey	Barrier	Top Speed [km/h]	Fastest Section							Margin	Distance Travelled [m]	
1	2	<b>TIOGA PASS</b> Ryan Wiggins	6	66.2 400m	0:11.05 600m	1:10.71 [1] (0:14.12)	0:56.59 [3] (0:11.40)	0:45.19 [3] (0:11.24)	0:33.95 [3] (0:11.05)	0:22.90 [2] (0:11.09)	0:11.81 [2] (0:11.81)	1:10.71	0:33.95	
2	6	<b>FLORAL CODE</b> Adam Sewell	9	66.7 Overall	0:11.07 600m	1:10.75 [2] (0:13.76)	0:56.99 [1] (0:11.43)	0:45.56 [1] (0:11.29)	0:34.27 [1] (0:11.07)	0:23.20 [1] (0:11.13)	0:12.07 [1] (0:12.07)	0.2L	0:34.27	-4
3	7	<b>MISS FUBULICIOUS</b> Scott Sheargold	4	67.0 400m	0:11.01 400m	1:10.92 [3] (0:14.39)	0:56.53 [4] (0:11.33)	0:45.20 [5] (0:11.23)	0:33.97 [5] (0:11.09)	0:22.88 [5] (0:11.01)	0:11.87 [3] (0:11.87)	1.2L	0:33.97	+0
4	4	<b>BETTER DAYS AHEAD</b> Rebecca Wilson	2	66.2 400m	0:11.14 400m	1:11.13 [4] (0:14.03)	0:57.10 [2] (0:11.43)	0:45.67 [2] (0:11.24)	0:34.43 [2] (0:11.26)	0:23.17 [4] (0:11.14)	0:12.03 [4] (0:12.03)	2.2L	0:34.43	-6
5	5	<b>STRATHCONA</b> Jason Taylor	1	65.2 600m	0:11.12 600m	1:11.23 [5] (0:14.43)	0:56.80 [5] (0:11.26)	0:45.54 [4] (0:11.14)	0:34.40 [4] (0:11.12)	0:23.28 [3] (0:11.30)	0:11.98 [5] (0:11.98)	2.7L	0:34.40	-5
6	8	<b>GINGER MICK</b> Chris Whiteley	5	65.5 400m	0:11.13 400m	1:11.35 [6] (0:14.46)	0:56.89 [6] (0:11.37)	0:45.52 [6] (0:11.25)	0:34.27 [6] (0:11.18)	0:23.09 [6] (0:11.13)	0:11.96 [6] (0:11.96)	3.2L	0:34.27	-1
7	10	<b>PRIVATE SECTOR</b> Brooke Johnson	3	66.4 600m	0:11.00 600m	1:11.74 [7] (0:14.71)	0:57.03 [7] (0:11.35)	0:45.68 [7] (0:11.30)	0:34.38 [7] (0:11.00)	0:23.38 [7] (0:11.21)	0:12.17 [7] (0:12.17)	5.5L	0:34.38	-5
8	9	<b>GINASUE</b> Adam Spinks	10	65.5 1000m	0:11.13 600m	1:12.08 [8] (0:14.76)	0:57.32 [8] (0:11.44)	0:45.88 [8] (0:11.17)	0:34.71 [8] (0:11.13)	0:23.58 [8] (0:11.25)	0:12.33 [8] (0:12.33)	7.5L	0:34.71	-1

Scratched: Northern Pride (#1), Bringyaticket (#3)

[ ] Ranking at each section and finish  
 -:-:- No data available at this section  
 NA No data available

SCN Saddle cloth number  
 DNF Did not finish  
 DNT Did not track



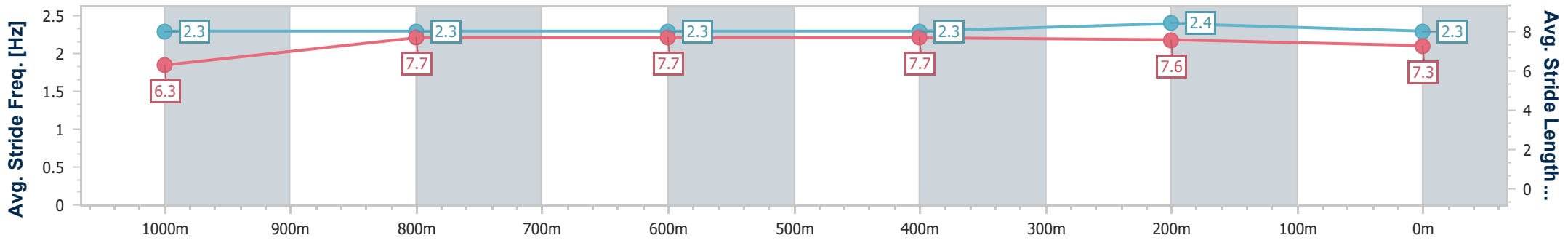
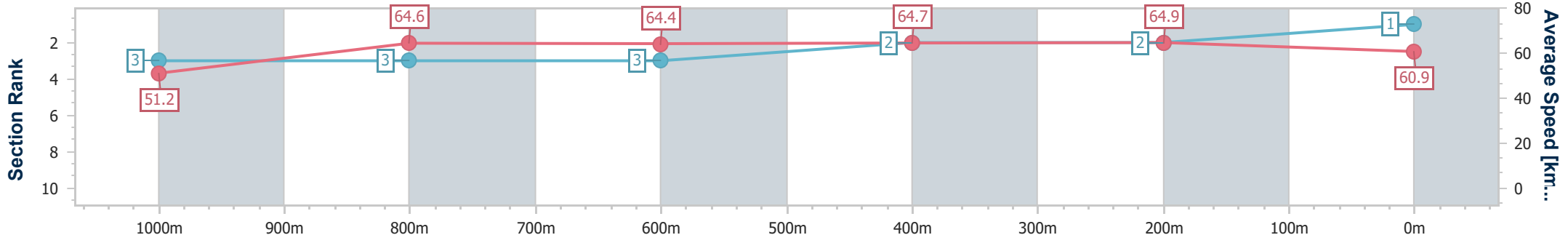
Horse/Jockey Name	Tioga Pass
Final Rank	1
Fastest Section Time (Section)	0:11.05 (600m)
Top Speed [km/h] (Section)	66.2 (400m)
Race State	Finished



**Townsville QLD Professional**  
**Race 4: LADBROKE IT! BENCHMARK 58 Handicap - 1200m**  
 20 February 2024 - 13:45  
 Track Rating: Soft 5, Weather: Overcast, Rail Position: +5.5m  
 1000m-W/Post, +2m Remainder



Section	Overall	1000m	800m	600m	400m	200m
Section Times	1:10.71 [1] (0:14.12)	0:56.59 [3] (0:11.40)	0:45.19 [3] (0:11.24)	0:33.95 [3] (0:11.05)	0:22.90 [2] (0:11.09)	0:11.81 [2] (0:11.81)
Average Speed [km/h]	51.2	64.6	64.4	64.7	64.9	60.9
Top Speed [km/h]	64.9	65.5	65.5	65.7	66.2	63.7
Avg. Dist. to Rail [m]	8.9	4.7	1.4	1.6	1.3	2.2
Avg. Stride Freq. [Hz]	2.3	2.3	2.3	2.3	2.4	2.3
Avg. Stride Length [m]	6.3	7.7	7.7	7.7	7.6	7.3



- [ ] Ranking at each section and finish
- .-.- No data available at this section
- NA No data available



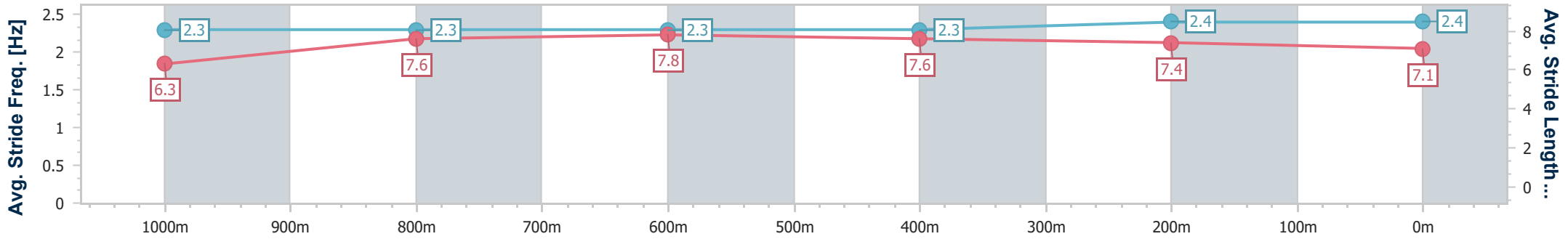
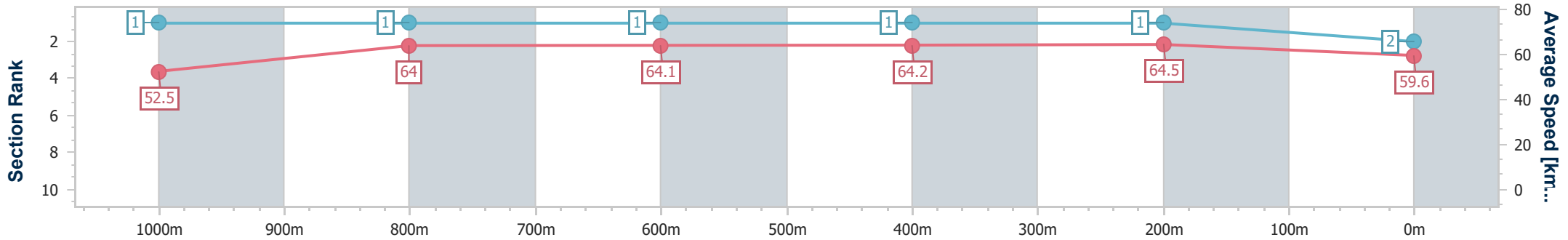
Horse/Jockey Name	Floral Code
Final Rank	2
Fastest Section Time (Section)	0:11.07 (600m)
Top Speed [km/h] (Section)	66.7 (Overall)
Race State	Finished



Townsville QLD Professional  
 Race 4: LADBROKE IT! BENCHMARK 58 Handicap - 1200m  
 20 February 2024 - 13:45  
 Track Rating: Soft 5, Weather: Overcast, Rail Position: +5.5m  
 1000m-W/Post, +2m Remainder



Section	Overall	1000m	800m	600m	400m	200m
Section Times	1:10.75 [2] (0:13.76)	0:56.99 [1] (0:11.43)	0:45.56 [1] (0:11.29)	0:34.27 [1] (0:11.07)	0:23.20 [1] (0:11.13)	0:12.07 [1] (0:12.07)
Average Speed [km/h]	52.5	64.0	64.1	64.2	64.5	59.6
Top Speed [km/h]	66.7	65.5	64.8	65.0	66.2	64.8
Avg. Dist. to Rail [m]	8.9	2.9	1.0	2.0	2.0	0.8
Avg. Stride Freq. [Hz]	2.3	2.3	2.3	2.3	2.4	2.4
Avg. Stride Length [m]	6.3	7.6	7.8	7.6	7.4	7.1



- [ ] Ranking at each section and finish
- .-.- No data available at this section
- NA No data available



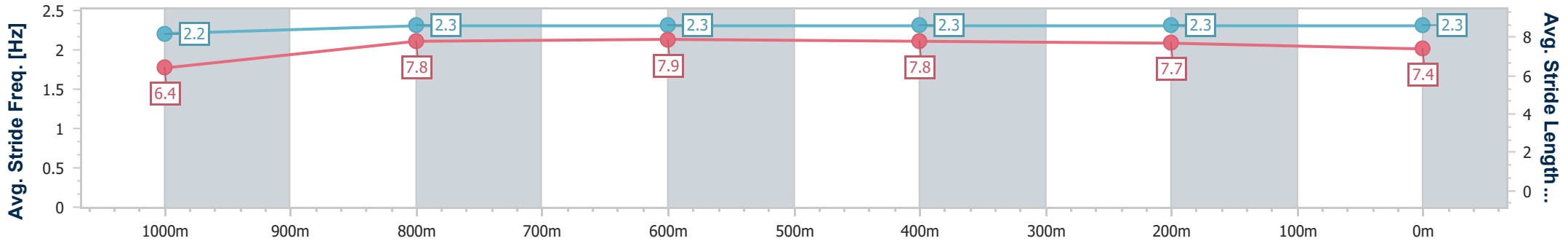
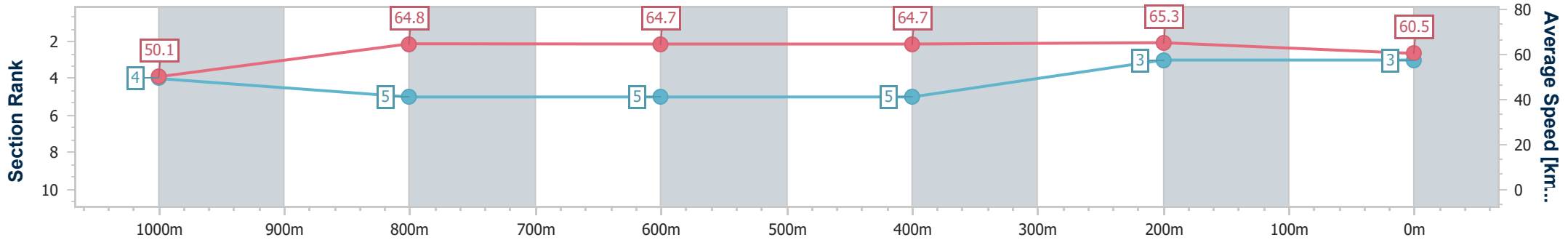
Horse/Jockey Name	Miss Fubulicious
Final Rank	3
Fastest Section Time (Section)	0:11.01 (400m)
Top Speed [km/h] (Section)	67.0 (400m)
Race State	Finished



Townsville QLD Professional  
 Race 4: LADBROKE IT! BENCHMARK 58 Handicap - 1200m  
 20 February 2024 - 13:45  
 Track Rating: Soft 5, Weather: Overcast, Rail Position: +5.5m  
 1000m-W/Post, +2m Remainder



Section	Overall	1000m	800m	600m	400m	200m
Section Times	1:10.92 [3] (0:14.39)	0:56.53 [4] (0:11.33)	0:45.20 [5] (0:11.23)	0:33.97 [5] (0:11.09)	0:22.88 [5] (0:11.01)	0:11.87 [3] (0:11.87)
Average Speed [km/h]	50.1	64.8	64.7	64.7	65.3	60.5
Top Speed [km/h]	65.9	66.2	65.9	66.6	67.0	63.3
Avg. Dist. to Rail [m]	7.2	3.6	1.8	0.7	0.9	2.4
Avg. Stride Freq. [Hz]	2.2	2.3	2.3	2.3	2.3	2.3
Avg. Stride Length [m]	6.4	7.8	7.9	7.8	7.7	7.4



- [ ] Ranking at each section and finish
- .-.- No data available at this section
- NA No data available



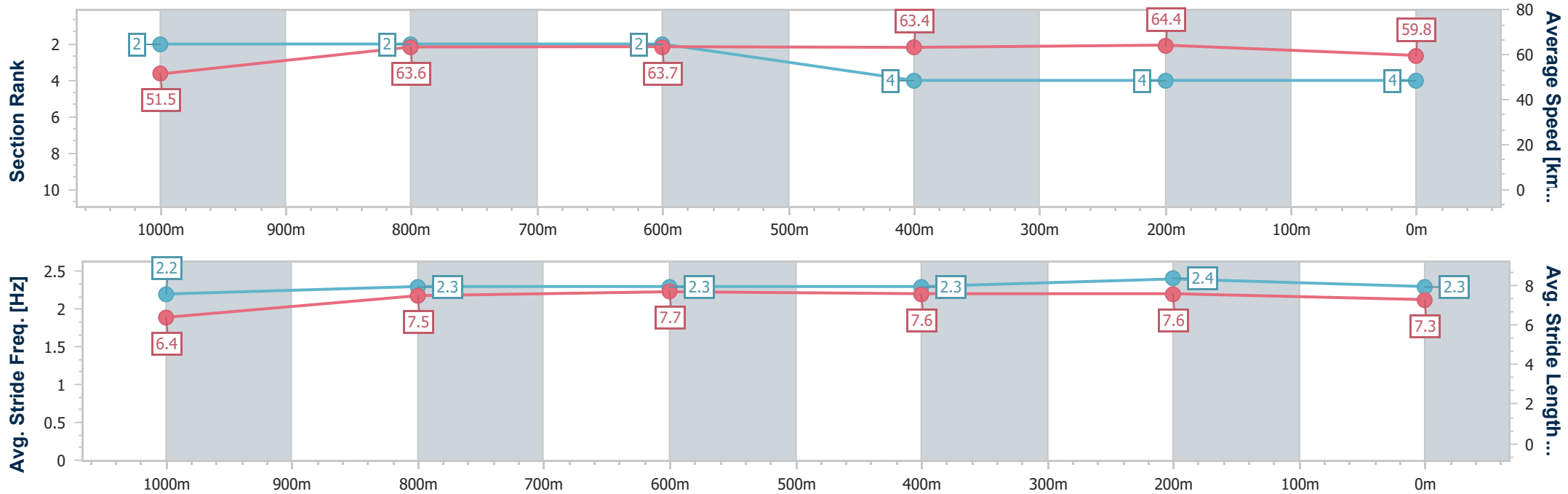
Horse/Jockey Name	Better Days Ahead
Final Rank	4
Fastest Section Time (Section)	0:11.14 (400m)
Top Speed [km/h] (Section)	66.2 (400m)
Race State	Finished



Townsville QLD Professional  
 Race 4: LADBROKE IT! BENCHMARK 58 Handicap - 1200m  
 20 February 2024 - 13:45  
 Track Rating: Soft 5, Weather: Overcast, Rail Position: +5.5m  
 1000m-W/Post, +2m Remainder



Section	Overall	1000m	800m	600m	400m	200m
Section Times	1:11.13 [4] (0:14.03)	0:57.10 [2] (0:11.43)	0:45.67 [2] (0:11.24)	0:34.43 [2] (0:11.26)	0:23.17 [4] (0:11.14)	0:12.03 [4] (0:12.03)
Average Speed [km/h]	51.5	63.6	63.7	63.4	64.4	59.8
Top Speed [km/h]	65.2	64.5	64.6	64.6	66.2	63.7
Avg. Dist. to Rail [m]	5.2	2.1	1.1	2.1	1.6	0.8
Avg. Stride Freq. [Hz]	2.2	2.3	2.3	2.3	2.4	2.3
Avg. Stride Length [m]	6.4	7.5	7.7	7.6	7.6	7.3



- [ ] Ranking at each section and finish
- .-.- No data available at this section
- NA No data available



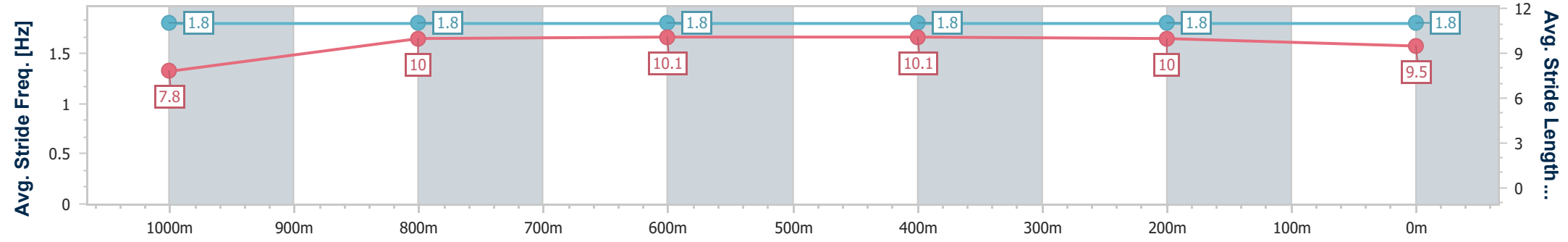
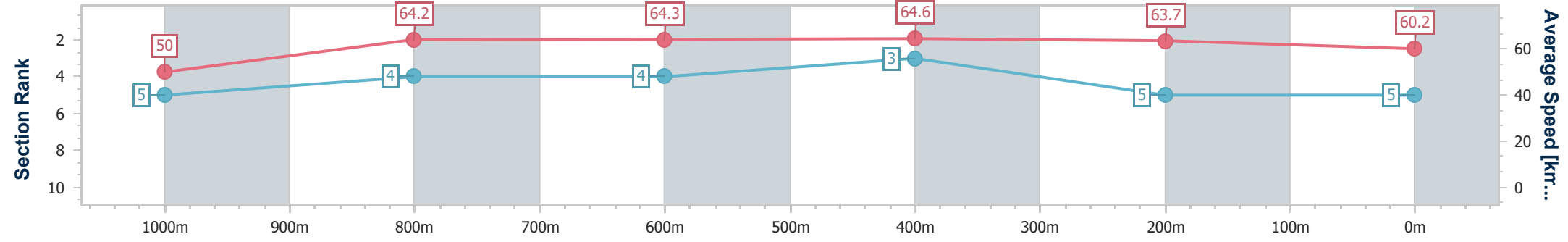
Horse/Jockey Name	Strathcona
Final Rank	5
Fastest Section Time (Section)	0:11.12 (600m)
Top Speed [km/h] (Section)	65.2 (600m)
Race State	Finished



Townsville QLD Professional  
 Race 4: LADBROKE IT! BENCHMARK 58 Handicap - 1200m  
 20 February 2024 - 13:45  
 Track Rating: Soft 5, Weather: Overcast, Rail Position: +5.5m  
 1000m-W/Post, +2m Remainder



Section	Overall	1000m	800m	600m	400m	200m
Section Times	1:11.23 [5] (0:14.43)	0:56.80 [5] (0:11.26)	0:45.54 [4] (0:11.14)	0:34.40 [4] (0:11.12)	0:23.28 [3] (0:11.30)	0:11.98 [5] (0:11.98)
Average Speed [km/h]	50.0	64.2	64.3	64.6	63.7	60.2
Top Speed [km/h]	64.7	65.1	65.2	65.2	64.6	62.9
Avg. Dist. to Rail [m]	4.0	1.0	1.0	0.4	0.9	2.0
Avg. Stride Freq. [Hz]	1.8	1.8	1.8	1.8	1.8	1.8
Avg. Stride Length [m]	7.8	10.0	10.1	10.1	10.0	9.5



- [ ] Ranking at each section and finish
- .-.- No data available at this section
- NA No data available





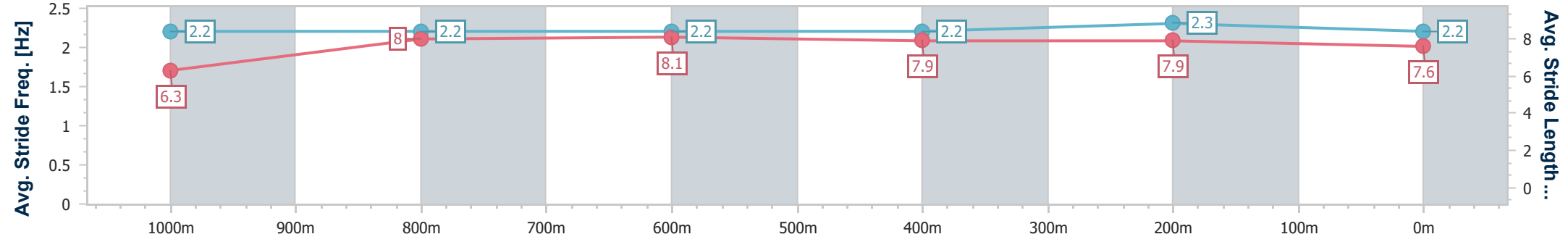
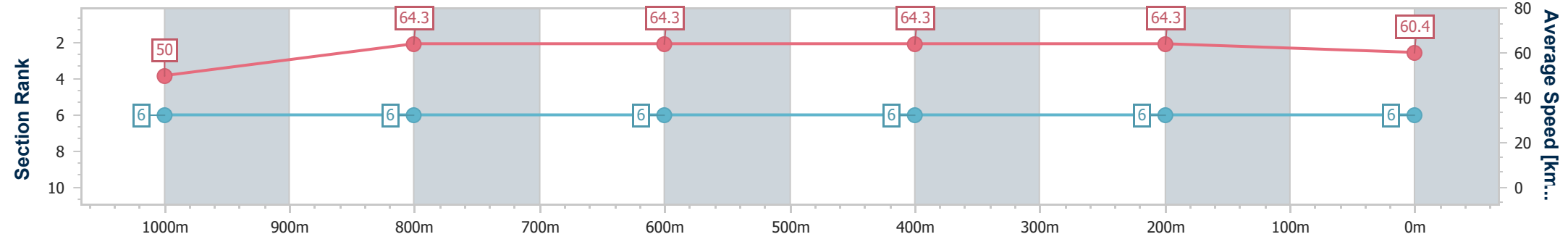
Horse/Jockey Name	Ginger Mick
Final Rank	6
Fastest Section Time (Section)	0:11.13 (400m)
Top Speed [km/h] (Section)	65.5 (400m)
Race State	Finished



Townsville QLD Professional  
 Race 4: LADBROKE IT! BENCHMARK 58 Handicap - 1200m  
 20 February 2024 - 13:45  
 Track Rating: Soft 5, Weather: Overcast, Rail Position: +5.5m  
 1000m-W/Post, +2m Remainder



Section	Overall	1000m	800m	600m	400m	200m
Section Times	1:11.35 [6] (0:14.46)	0:56.89 [6] (0:11.37)	0:45.52 [6] (0:11.25)	0:34.27 [6] (0:11.18)	0:23.09 [6] (0:11.13)	0:11.96 [6] (0:11.96)
Average Speed [km/h]	50.0	64.3	64.3	64.3	64.3	60.4
Top Speed [km/h]	63.7	65.4	65.1	65.5	65.5	62.9
Avg. Dist. to Rail [m]	7.2	3.3	0.8	1.2	0.9	2.0
Avg. Stride Freq. [Hz]	2.2	2.2	2.2	2.2	2.3	2.2
Avg. Stride Length [m]	6.3	8.0	8.1	7.9	7.9	7.6



- [ ] Ranking at each section and finish
- .-.- No data available at this section
- NA No data available



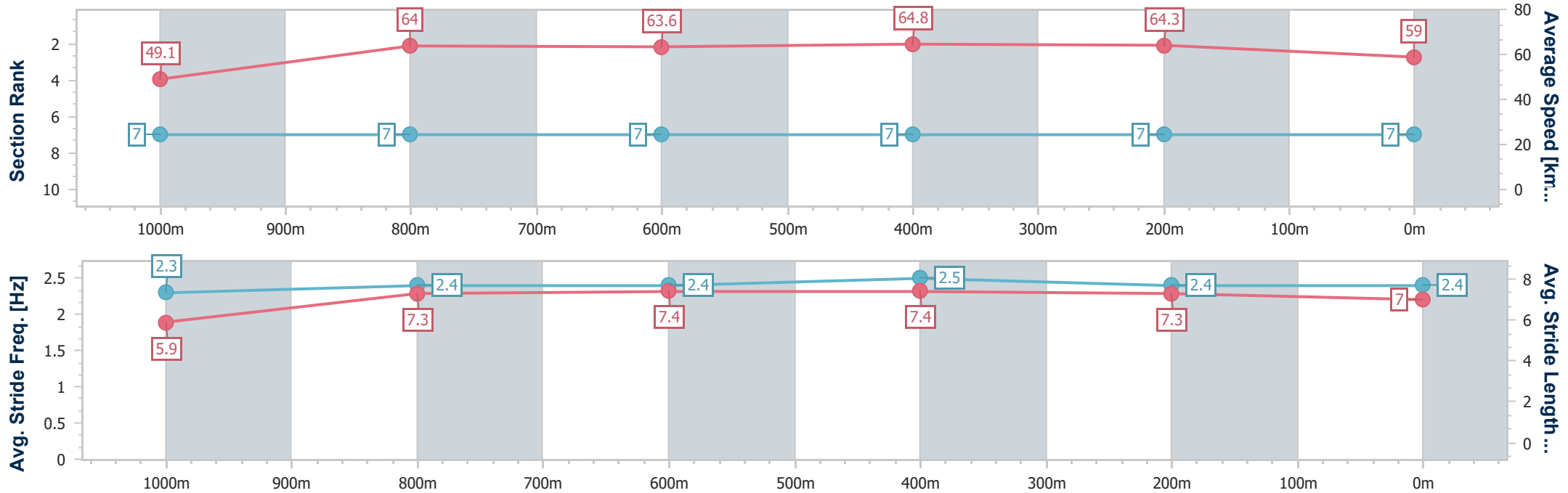
Horse/Jockey Name	Private Sector
Final Rank	7
Fastest Section Time (Section)	0:11.00 (600m)
Top Speed [km/h] (Section)	66.4 (600m)
Race State	Finished



Townsville QLD Professional  
 Race 4: LADBROKE IT! BENCHMARK 58 Handicap - 1200m  
 20 February 2024 - 13:45  
 Track Rating: Soft 5, Weather: Overcast, Rail Position: +5.5m  
 1000m-W/Post, +2m Remainder



Section	Overall	1000m	800m	600m	400m	200m
Section Times	1:11.74 [7] (0:14.71)	0:57.03 [7] (0:11.35)	0:45.68 [7] (0:11.30)	0:34.38 [7] (0:11.00)	0:23.38 [7] (0:11.21)	0:12.17 [7] (0:12.17)
Average Speed [km/h]	49.1	64.0	63.6	64.8	64.3	59.0
Top Speed [km/h]	65.5	65.6	65.1	66.4	65.2	62.9
Avg. Dist. to Rail [m]	4.2	2.0	0.9	2.1	0.8	1.7
Avg. Stride Freq. [Hz]	2.3	2.4	2.4	2.5	2.4	2.4
Avg. Stride Length [m]	5.9	7.3	7.4	7.4	7.3	7.0



- [ ] Ranking at each section and finish
- .-.- No data available at this section
- NA No data available



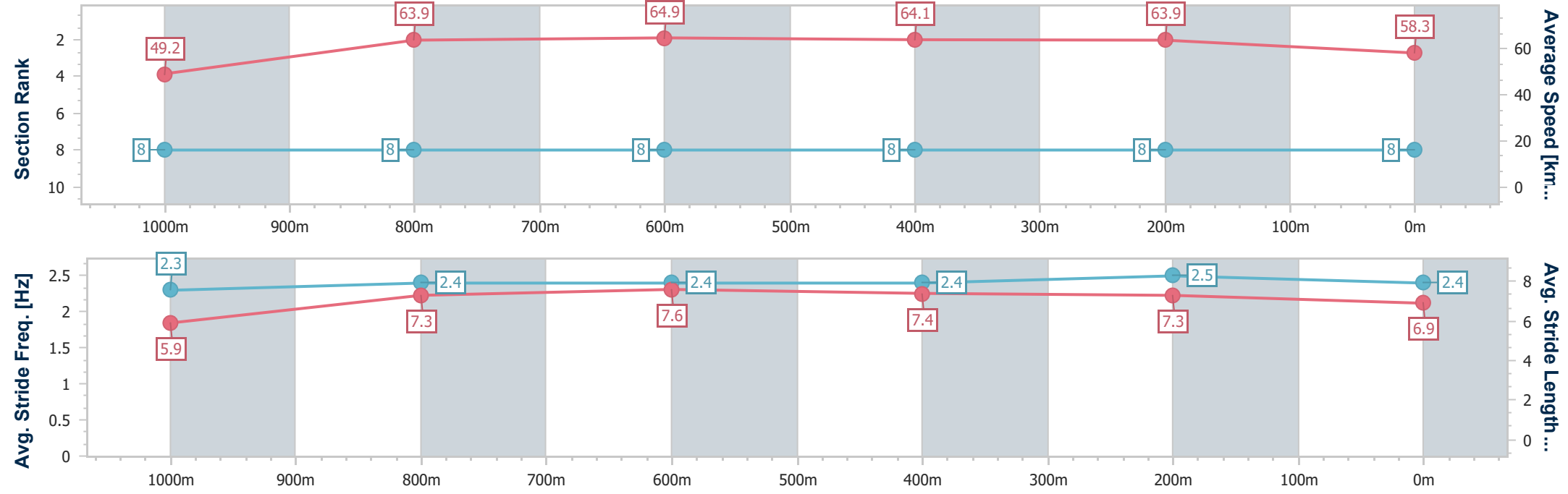
Horse/Jockey Name	Ginasue
Final Rank	8
Fastest Section Time (Section)	0:11.13 (600m)
Top Speed [km/h] (Section)	65.5 (1000m)
Race State	Finished



Townsville QLD Professional  
 Race 4: LADBROKE IT! BENCHMARK 58 Handicap - 1200m  
 20 February 2024 - 13:45  
 Track Rating: Soft 5, Weather: Overcast, Rail Position: +5.5m  
 1000m-W/Post, +2m Remainder



Section	Overall	1000m	800m	600m	400m	200m
Section Times	1:12.08 [8] (0:14.76)	0:57.32 [8] (0:11.44)	0:45.88 [8] (0:11.17)	0:34.71 [8] (0:11.13)	0:23.58 [8] (0:11.25)	0:12.33 [8] (0:12.33)
Average Speed [km/h]	49.2	63.9	64.9	64.1	63.9	58.3
Top Speed [km/h]	63.5	65.5	65.3	65.1	65.0	63.3
Avg. Dist. to Rail [m]	9.7	3.5	0.8	1.4	1.8	4.6
Avg. Stride Freq. [Hz]	2.3	2.4	2.4	2.4	2.5	2.4
Avg. Stride Length [m]	5.9	7.3	7.6	7.4	7.3	6.9



- [ ] Ranking at each section and finish
- .-.- No data available at this section
- NA No data available



# Townsville QLD Professional

## Race 5: THE BRILLIANT GROUP BENCHMARK 65 Handicap - 1000m

20 February 2024 - 14:20



Track Rating: Soft 5, Weather: Fine, Rail Position: +5.5m 1000-W/Post; +2.0m Remainder

Section											Last 600m		
Field Times											0:32.75		
		Overall	800m	600m	400m	200m							
		0:56.18 (0:13.21)	0:42.97 (0:10.22)	0:32.75 (0:10.50)	0:22.25 (0:10.89)	0:11.36 (0:11.36)							
Rank	TAB	Horse/Jockey	Barrier	Top Speed [km/h]	Fastest Section							Margin	Distance Travelled [m]
1	1	<b>HURTLE</b>	2	70.8	0:10.31	0:56.18 [1]	0:42.83 [3]	0:32.52 [3]	0:22.06 [3]	0:11.36 [1]	0:56.18	0:32.52	
		Ryan Wiggins		Overall	800m	(0:13.35)	(0:10.31)	(0:10.46)	(0:10.70)	(0:11.36)			
2	9	<b>FIGHT IN THE DOG</b>	3	72.1	0:10.26	0:56.25 [2]	0:42.57 [5]	0:32.31 [4]	0:21.86 [4]	0:11.16 [4]	0.3L	0:32.31	+0
		Tasha Chambers		800m	800m	(0:13.68)	(0:10.26)	(0:10.45)	(0:10.70)	(0:11.16)			
3	4	<b>DUSKY DAMSEL</b>	5	71.7	0:10.14	0:56.34 [3]	0:42.99 [2]	0:32.85 [2]	0:22.41 [1]	0:11.50 [2]	0.8L	0:32.85	-1
		Gabrielle Semmens		800m	800m	(0:13.35)	(0:10.14)	(0:10.44)	(0:10.91)	(0:11.50)			
4	8	<b>VICTORY FOR US</b>	1	70.8	0:10.33	0:56.67 [4]	0:42.97 [6]	0:32.64 [6]	0:22.08 [7]	0:11.34 [6]	2.6L	0:32.64	-1
		Denicious Smith		800m	800m	(0:13.70)	(0:10.33)	(0:10.56)	(0:10.74)	(0:11.34)			
5	6	<b>TRINITY MISSILE</b>	4	71.8	0:10.22	0:56.69 [5]	0:43.48 [1]	0:33.26 [1]	0:22.68 [2]	0:11.74 [3]	2.7L	0:33.26	+0
		Nathan Thomas		800m	800m	(0:13.21)	(0:10.22)	(0:10.58)	(0:10.94)	(0:11.74)			
6	5	<b>STRATEGIST</b>	9	70.4	0:10.40	0:56.75 [6]	0:43.17 [4]	0:32.77 [5]	0:22.31 [5]	0:11.48 [5]	2.9L	0:32.77	+0
		Graham Kliese		600m	800m	(0:13.58)	(0:10.40)	(0:10.46)	(0:10.83)	(0:11.48)			
7	7	<b>COLD POWER</b>	6	70.9	0:10.36	0:57.11 [7]	0:43.30 [7]	0:32.94 [7]	0:22.54 [6]	0:11.71 [7]	4.9L	0:32.94	+3
		Justin Stanley		800m	800m	(0:13.81)	(0:10.36)	(0:10.40)	(0:10.83)	(0:11.71)			
8	2	<b>INDICTMENT</b>	7	69.3	0:10.51	0:57.64 [8]	0:43.34 [8]	0:32.83 [8]	0:22.17 [8]	0:11.39 [8]	7.9L	0:32.83	-2
		Masayuki Abe		800m	800m	(0:14.30)	(0:10.51)	(0:10.66)	(0:10.78)	(0:11.39)			

Scratched: Castile (#3)

[ ] Ranking at each section and finish  
 -:-:- No data available at this section  
 NA No data available

SCN Saddle cloth number  
 DNF Did not finish  
 DNT Did not track



Horse/Jockey Name	Hurtle
Final Rank	1
Fastest Section Time (Section)	0:10.31 (800m)
Top Speed [km/h] (Section)	70.8 (Overall)
Race State	Finished



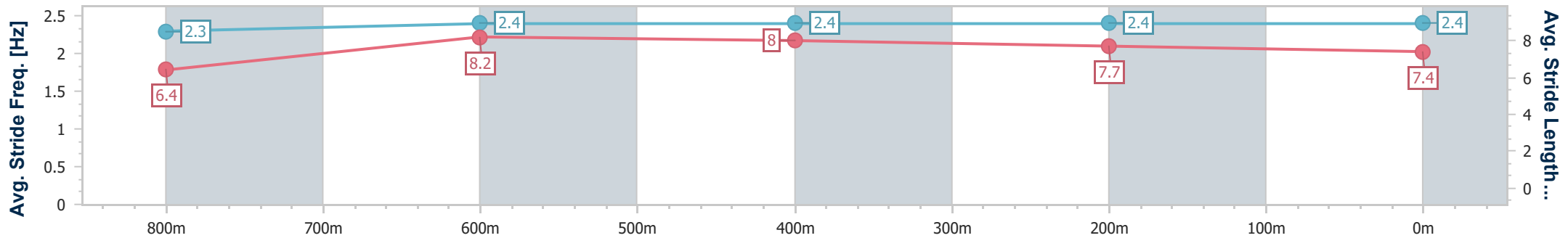
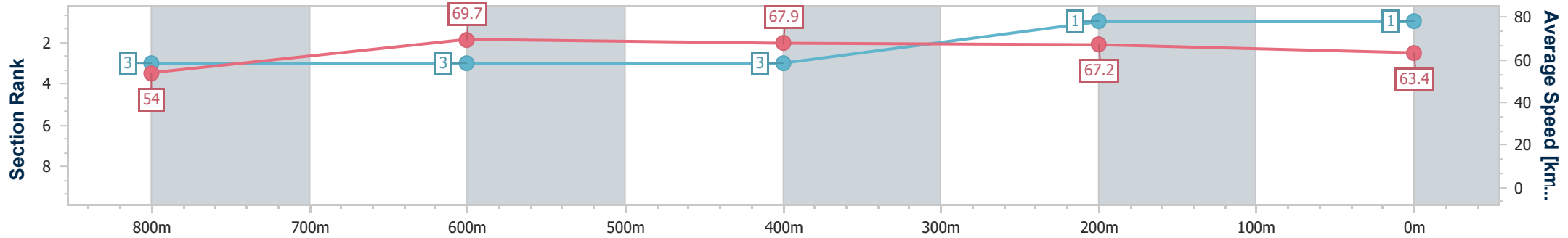
Townsville QLD Professional  
Race 5: THE BRILLIANT GROUP BENCHMARK 65 Handicap - 1000m



20 February 2024 - 14:20

Track Rating: Soft 5, Weather: Fine, Rail Position: +5.5m 1000-W/Post; +2.0m Remainder

Section	Overall	800m	600m	400m	200m
Section Times	0:56.18 [1] (0:13.35)	0:42.83 [3] (0:10.31)	0:32.52 [3] (0:10.46)	0:22.06 [3] (0:10.70)	0:11.36 [1] (0:11.36)
Average Speed [km/h]	54.0	69.7	67.9	67.2	63.4
Top Speed [km/h]	70.8	70.6	68.7	68.3	65.8
Avg. Dist. to Rail [m]	1.9	1.6	2.8	1.9	4.1
Avg. Stride Freq. [Hz]	2.3	2.4	2.4	2.4	2.4
Avg. Stride Length [m]	6.4	8.2	8.0	7.7	7.4



- [ ] Ranking at each section and finish
- .-.- No data available at this section
- NA No data available



Horse/Jockey Name	Fight In The Dog
Final Rank	2
Fastest Section Time (Section)	0:10.26 (800m)
Top Speed [km/h] (Section)	72.1 (800m)
Race State	Finished

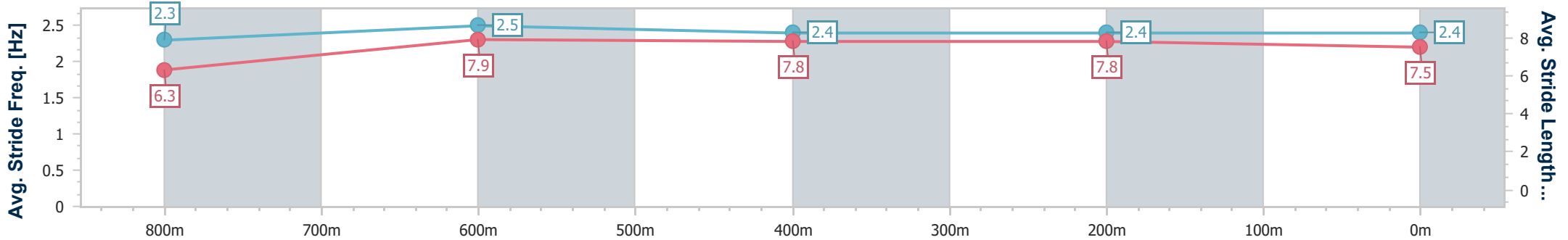
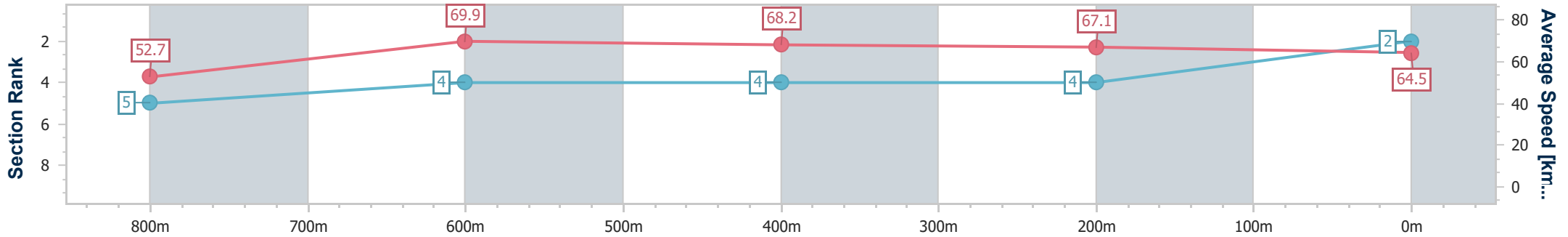


Townsville QLD Professional  
Race 5: THE BRILLIANT GROUP BENCHMARK 65 Handicap - 1000m



20 February 2024 - 14:20  
Track Rating: Soft 5, Weather: Fine, Rail Position: +5.5m 1000-W/Post; +2.0m Remainder

Section	Overall	800m	600m	400m	200m
Section Times	0:56.25 [2] (0:13.68)	0:42.57 [5] (0:10.26)	0:32.31 [4] (0:10.45)	0:21.86 [4] (0:10.70)	0:11.16 [4] (0:11.16)
Average Speed [km/h]	52.7	69.9	68.2	67.1	64.5
Top Speed [km/h]	71.9	72.1	70.2	68.3	66.8
Avg. Dist. to Rail [m]	2.5	1.5	2.8	1.5	4.2
Avg. Stride Freq. [Hz]	2.3	2.5	2.4	2.4	2.4
Avg. Stride Length [m]	6.3	7.9	7.8	7.8	7.5



- [ ] Ranking at each section and finish
- .-.- No data available at this section
- NA No data available



Horse/Jockey Name	Dusky Damsel
Final Rank	3
Fastest Section Time (Section)	0:10.14 (800m)
Top Speed [km/h] (Section)	71.7 (800m)
Race State	Finished

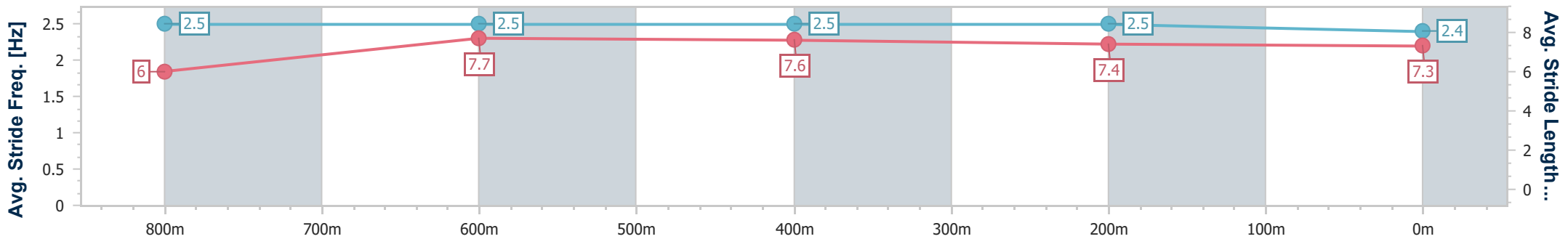
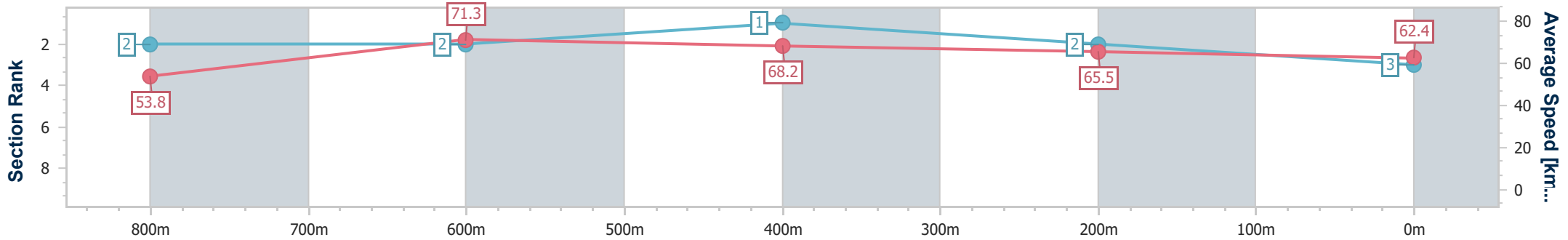


Townsville QLD Professional  
Race 5: THE BRILLIANT GROUP BENCHMARK 65 Handicap - 1000m



20 February 2024 - 14:20  
Track Rating: Soft 5, Weather: Fine, Rail Position: +5.5m 1000-W/Post; +2.0m Remainder

Section	Overall	800m	600m	400m	200m
Section Times	0:56.34 [3] (0:13.35)	0:42.99 [2] (0:10.14)	0:32.85 [2] (0:10.44)	0:22.41 [1] (0:10.91)	0:11.50 [2] (0:11.50)
Average Speed [km/h]	53.8	71.3	68.2	65.5	62.4
Top Speed [km/h]	71.0	71.7	69.2	66.7	64.3
Avg. Dist. to Rail [m]	4.1	1.9	2.8	2.3	0.4
Avg. Stride Freq. [Hz]	2.5	2.5	2.5	2.5	2.4
Avg. Stride Length [m]	6.0	7.7	7.6	7.4	7.3



- [ ] Ranking at each section and finish
- .-.- No data available at this section
- NA No data available



Horse/Jockey Name	Victory For Us
Final Rank	4
Fastest Section Time (Section)	0:10.33 (800m)
Top Speed [km/h] (Section)	70.8 (800m)
Race State	Finished

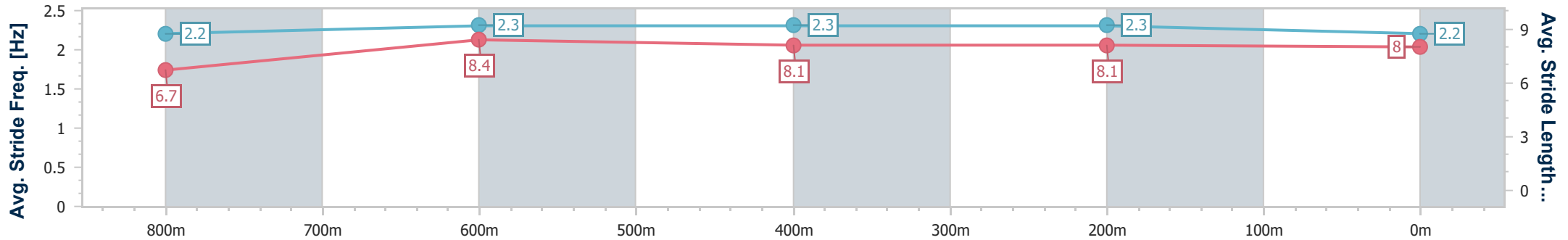
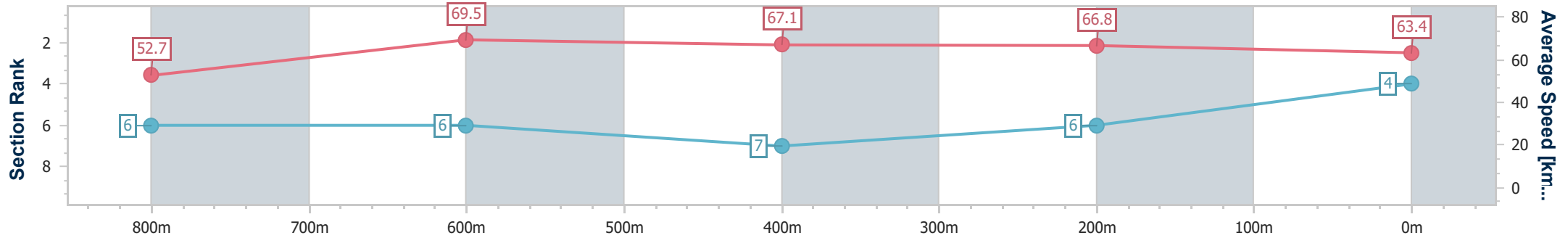


Townsville QLD Professional  
Race 5: THE BRILLIANT GROUP BENCHMARK 65 Handicap - 1000m



20 February 2024 - 14:20  
Track Rating: Soft 5, Weather: Fine, Rail Position: +5.5m 1000-W/Post; +2.0m Remainder

Section	Overall	800m	600m	400m	200m
Section Times	0:56.67 [4] (0:13.70)	0:42.97 [6] (0:10.33)	0:32.64 [6] (0:10.56)	0:22.08 [7] (0:10.74)	0:11.34 [6] (0:11.34)
Average Speed [km/h]	52.7	69.5	67.1	66.8	63.4
Top Speed [km/h]	70.7	70.8	68.7	67.7	65.7
Avg. Dist. to Rail [m]	1.7	1.3	2.6	1.4	1.8
Avg. Stride Freq. [Hz]	2.2	2.3	2.3	2.3	2.2
Avg. Stride Length [m]	6.7	8.4	8.1	8.1	8.0



- [ ] Ranking at each section and finish
- .-.- No data available at this section
- NA No data available





Horse/Jockey Name	Trinity Missile
Final Rank	5
Fastest Section Time (Section)	0:10.22 (800m)
Top Speed [km/h] (Section)	71.8 (800m)
Race State	Finished

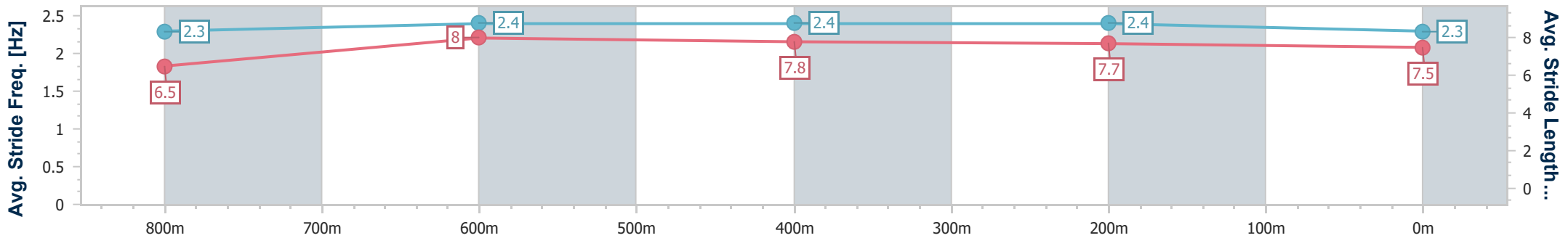
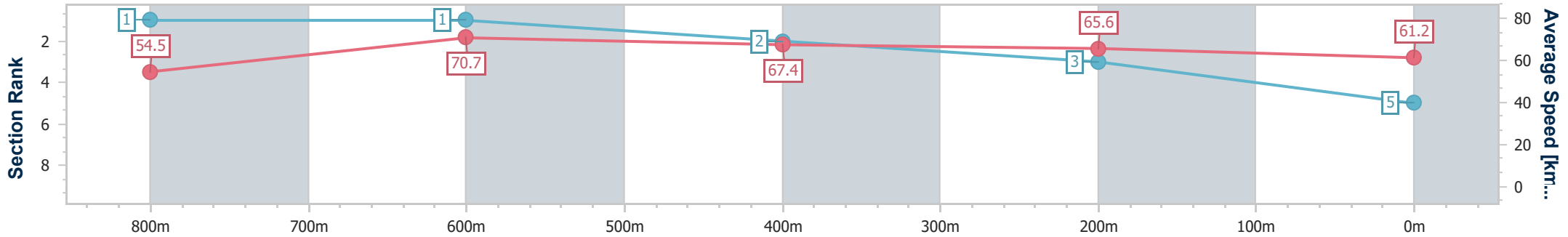


Townsville QLD Professional  
Race 5: THE BRILLIANT GROUP BENCHMARK 65 Handicap - 1000m



20 February 2024 - 14:20  
Track Rating: Soft 5, Weather: Fine, Rail Position: +5.5m 1000-W/Post; +2.0m Remainder

Section	Overall	800m	600m	400m	200m
Section Times	0:56.69 [5] (0:13.21)	0:43.48 [1] (0:10.22)	0:33.26 [1] (0:10.58)	0:22.68 [2] (0:10.94)	0:11.74 [3] (0:11.74)
Average Speed [km/h]	54.5	70.7	67.4	65.6	61.2
Top Speed [km/h]	71.4	71.8	68.8	66.8	64.2
Avg. Dist. to Rail [m]	3.7	1.7	2.0	1.6	1.0
Avg. Stride Freq. [Hz]	2.3	2.4	2.4	2.4	2.3
Avg. Stride Length [m]	6.5	8.0	7.8	7.7	7.5



- [ ] Ranking at each section and finish
- .-.- No data available at this section
- NA No data available



Horse/Jockey Name	Strategist
Final Rank	6
Fastest Section Time (Section)	0:10.40 (800m)
Top Speed [km/h] (Section)	70.4 (600m)
Race State	Finished

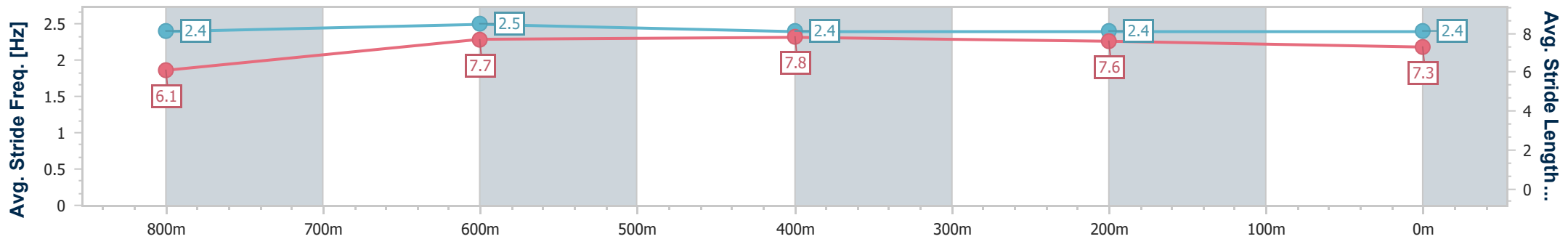
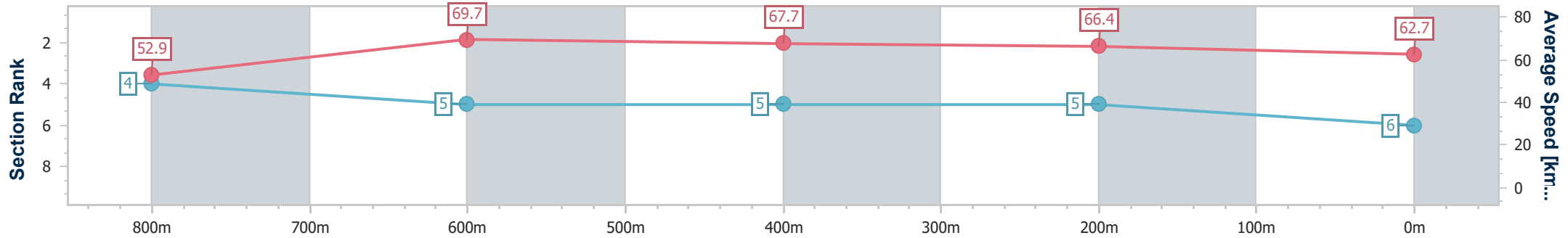


Townsville QLD Professional  
Race 5: THE BRILLIANT GROUP BENCHMARK 65 Handicap - 1000m



20 February 2024 - 14:20  
Track Rating: Soft 5, Weather: Fine, Rail Position: +5.5m 1000-W/Post; +2.0m Remainder

Section	Overall	800m	600m	400m	200m
Section Times	0:56.75 [6] (0:13.58)	0:43.17 [4] (0:10.40)	0:32.77 [5] (0:10.46)	0:22.31 [5] (0:10.83)	0:11.48 [5] (0:11.48)
Average Speed [km/h]	52.9	69.7	67.7	66.4	62.7
Top Speed [km/h]	70.1	70.1	70.4	68.1	64.5
Avg. Dist. to Rail [m]	5.1	1.7	2.7	1.5	4.8
Avg. Stride Freq. [Hz]	2.4	2.5	2.4	2.4	2.4
Avg. Stride Length [m]	6.1	7.7	7.8	7.6	7.3



- [ ] Ranking at each section and finish
- .-.- No data available at this section
- NA No data available



Horse/Jockey Name	Cold Power
Final Rank	7
Fastest Section Time (Section)	0:10.36 (800m)
Top Speed [km/h] (Section)	70.9 (800m)
Race State	Finished

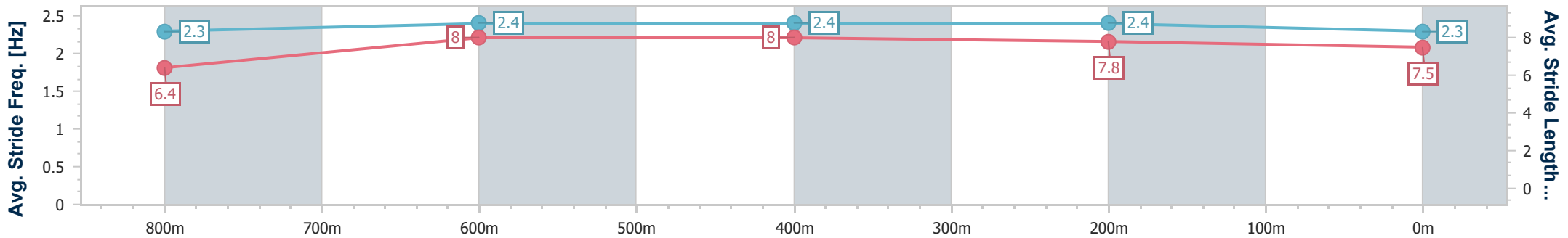
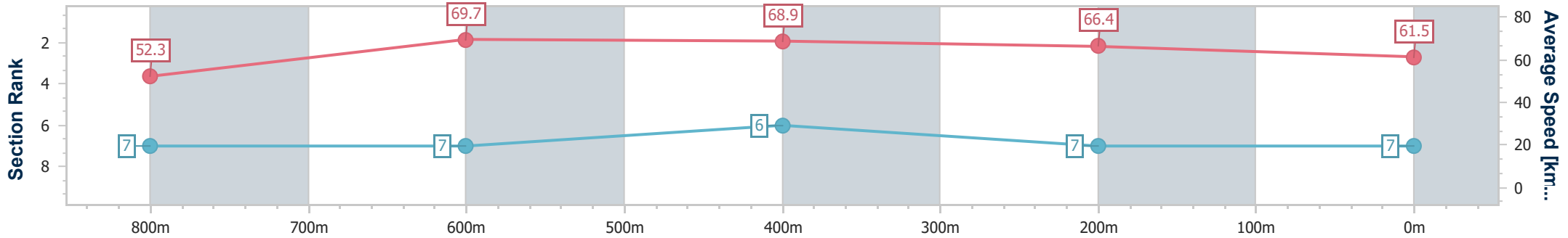


Townsville QLD Professional  
Race 5: THE BRILLIANT GROUP BENCHMARK 65 Handicap - 1000m



20 February 2024 - 14:20  
Track Rating: Soft 5, Weather: Fine, Rail Position: +5.5m 1000-W/Post; +2.0m Remainder

Section	Overall	800m	600m	400m	200m
Section Times	0:57.11 [7] (0:13.81)	0:43.30 [7] (0:10.36)	0:32.94 [7] (0:10.40)	0:22.54 [6] (0:10.83)	0:11.71 [7] (0:11.71)
Average Speed [km/h]	52.3	69.7	68.9	66.4	61.5
Top Speed [km/h]	70.0	70.9	70.5	68.8	64.6
Avg. Dist. to Rail [m]	4.3	1.6	1.2	2.4	6.0
Avg. Stride Freq. [Hz]	2.3	2.4	2.4	2.4	2.3
Avg. Stride Length [m]	6.4	8.0	8.0	7.8	7.5



- [ ] Ranking at each section and finish
- .-.- No data available at this section
- NA No data available



Horse/Jockey Name	Indictment
Final Rank	8
Fastest Section Time (Section)	0:10.51 (800m)
Top Speed [km/h] (Section)	69.3 (800m)
Race State	Finished

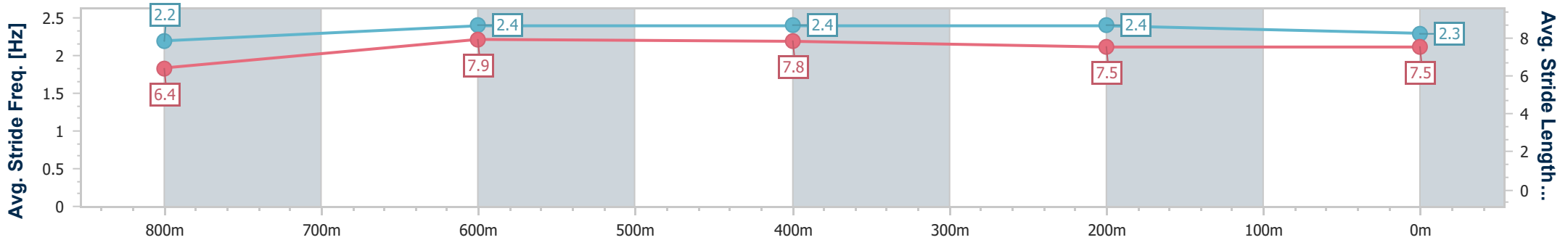
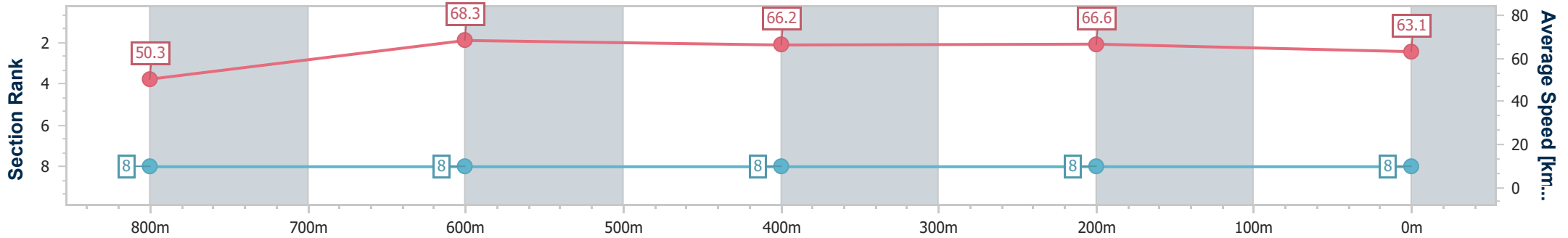


Townsville QLD Professional  
Race 5: THE BRILLIANT GROUP BENCHMARK 65 Handicap - 1000m



20 February 2024 - 14:20  
Track Rating: Soft 5, Weather: Fine, Rail Position: +5.5m 1000-W/Post; +2.0m Remainder

Section	Overall	800m	600m	400m	200m
Section Times	0:57.64 [8] (0:14.30)	0:43.34 [8] (0:10.51)	0:32.83 [8] (0:10.66)	0:22.17 [8] (0:10.78)	0:11.39 [8] (0:11.39)
Average Speed [km/h]	50.3	68.3	66.2	66.6	63.1
Top Speed [km/h]	68.6	69.3	67.8	67.5	66.0
Avg. Dist. to Rail [m]	3.2	1.5	4.0	1.8	6.4
Avg. Stride Freq. [Hz]	2.2	2.4	2.4	2.4	2.3
Avg. Stride Length [m]	6.4	7.9	7.8	7.5	7.5



- [ ] Ranking at each section and finish
- .-.- No data available at this section
- NA No data available



# Townsville QLD Professional

## Race 6: HYGAIN BENCHMARK 55 Handicap - 1000m



20 February 2024 - 14:56

Track Rating: Soft 5, Weather: Fine, Rail Position: +5.5m 1000-W/Post; +2.0m Remainder

Section												Last 600m	
Field Times												0:00.00	
		Overall	800m	600m	400m	200m							
		0:56.19 (0:13.28)	0:42.91 (0:10.14)	0:32.77 (0:10.56)	0:22.21 (0:10.75)	0:11.46 (0:11.46)							
Rank	TAB	Horse/Jockey	Barrier	Top Speed [km/h]	Fastest Section						Margin	Margin	Distance Travelled [m]
1	8	<b>CHILLI JAM</b> Jason Taylor	13	72.9 800m	0:10.14 800m	0:56.19 [1] (0:13.28)	0:42.91 [1] (0:10.14)	0:32.77 [1] (0:10.56)	0:22.21 [1] (0:10.75)	0:11.46 [1] (0:11.46)	0:56.19	0:32.77	
2	13	<b>BRAVE MISSILE</b> Tasha Chambers	12	70.5 600m	0:10.31 600m	0:57.15 [2] (0:13.82)	0:43.33 [8] (0:10.63)	0:32.70 [10] (0:10.31)	0:22.39 [8] (0:10.82)	0:11.57 [6] (0:11.57)	5.5L	0:32.70	+0
3	6	<b>TENNAGAIN</b> Chris Whiteley	14	70.9 800m	0:10.36 800m	0:57.19 [3] (0:13.53)	0:43.66 [4] (0:10.36)	0:33.30 [4] (0:10.37)	0:22.93 [4] (0:11.12)	0:11.81 [3] (0:11.81)	5.7L	0:33.30	-1
4	2	<b>ELLIE'S DREAM</b> Graham Kliese	4	70.6 600m	0:10.36 600m	0:57.34 [4] (0:13.96)	0:43.38 [9] (0:10.46)	0:32.92 [9] (0:10.36)	0:22.56 [9] (0:10.88)	0:11.68 [7] (0:11.68)	6.5L	0:32.92	-2
5	9	<b>RISKED IT</b> Denicious Smith	8	70.4 800m	0:10.26 600m	0:57.40 [5] (0:13.65)	0:43.75 [5] (0:10.35)	0:33.40 [5] (0:10.26)	0:23.14 [5] (0:11.22)	0:11.92 [5] (0:11.92)	6.8L	0:33.40	-4
6	14	<b>MISS HELMUT</b> Brooke Johnson	6	72.8 800m	0:10.18 800m	0:57.42 [6] (0:13.44)	0:43.98 [2] (0:10.18)	0:33.80 [2] (0:10.55)	0:23.25 [2] (0:11.18)	0:12.07 [2] (0:12.07)	6.9L	0:33.80	-4
7	7	<b>RUBY SPARKLES</b> Justin Stanley	7	Data was not able to be tracked for this horse		----	----	----	----	----	7.9L	----	----
8	3	<b>FREDDY BARBAROSSA</b> Adam Spinks	2	70.7 800m	0:10.31 800m	0:57.64 [8] (0:14.00)	0:43.64 [10] (0:10.31)	0:33.33 [8] (0:10.45)	0:22.88 [7] (0:10.95)	0:11.93 [8] (0:11.93)	8L	0:33.33	-4
9	1	<b>HIT SNOOZE</b> Ashley Butler	10	71.8 800m	0:10.21 800m	0:57.65 [9] (0:13.47)	0:44.18 [3] (0:10.21)	0:33.97 [3] (0:10.56)	0:23.41 [3] (0:11.22)	0:12.19 [4] (0:12.19)	8.1L	0:33.97	-1
10	5	<b>FLUTTERING</b> Rebecca Wilson	3	69.7 800m	0:10.39 600m	0:57.71 [10] (0:14.21)	0:43.50 [11] (0:10.48)	0:33.02 [11] (0:10.39)	0:22.63 [11] (0:10.64)	0:11.99 [9] (0:11.99)	8.4L	0:33.02	-4

Scratched: Gracious Garcon (#4), Sensationabull (#10)

[ ] Ranking at each section and finish  
 ---- No data available at this section  
 NA No data available  
 SCN Saddle cloth number  
 DNF Did not finish  
 DNT Did not track



# Townsville QLD Professional

## Race 6: HYGAIN BENCHMARK 55 Handicap - 1000m

20 February 2024 - 14:56



Track Rating: Soft 5, Weather: Fine, Rail Position: +5.5m 1000-W/Post; +2.0m Remainder

Section		Overall	800m	600m	400m	200m	Last 600m					
Field Times		0:56.19 (0:13.28)	0:42.91 (0:10.14)	0:32.77 (0:10.56)	0:22.21 (0:10.75)	0:11.46 (0:11.46)	0:00.00					
Rank	TAB Horse/Jockey	Barrier	Top Speed [km/h]	Fastest Section	Margin					Distance Travelled [m]		
11	12 FUSED MAGIC Nathan Thomas	9	69.4 800m	0:10.55 800m	0:57.91 [11] (0:13.74)	0:44.17 [6] (0:10.55)	0:33.62 [7] (0:10.60)	0:23.02 [10] (0:11.05)	0:11.97 [11] (0:11.97)	9.4L	0:33.62	+1
12	11 BEYOND REPROACH Tessa Townsend	1	70.0 800m	0:10.41 800m	0:57.96 [12] (0:13.80)	0:44.16 [7] (0:10.41)	0:33.75 [6] (0:10.44)	0:23.31 [6] (0:11.16)	0:12.15 [10] (0:12.15)	9.6L	0:33.75	-5

Scratched: Gracious Garcon (#4), Sensationabull (#10)

[ ] Ranking at each section and finish  
 -:-:-:- No data available at this section  
 NA No data available

SCN Saddle cloth number  
 DNF Did not finish  
 DNT Did not track



Horse/Jockey Name	Chilli Jam
Final Rank	1
Fastest Section Time (Section)	0:10.14 (800m)
Top Speed [km/h] (Section)	72.9 (800m)
Race State	Finished



### Townsville QLD Professional

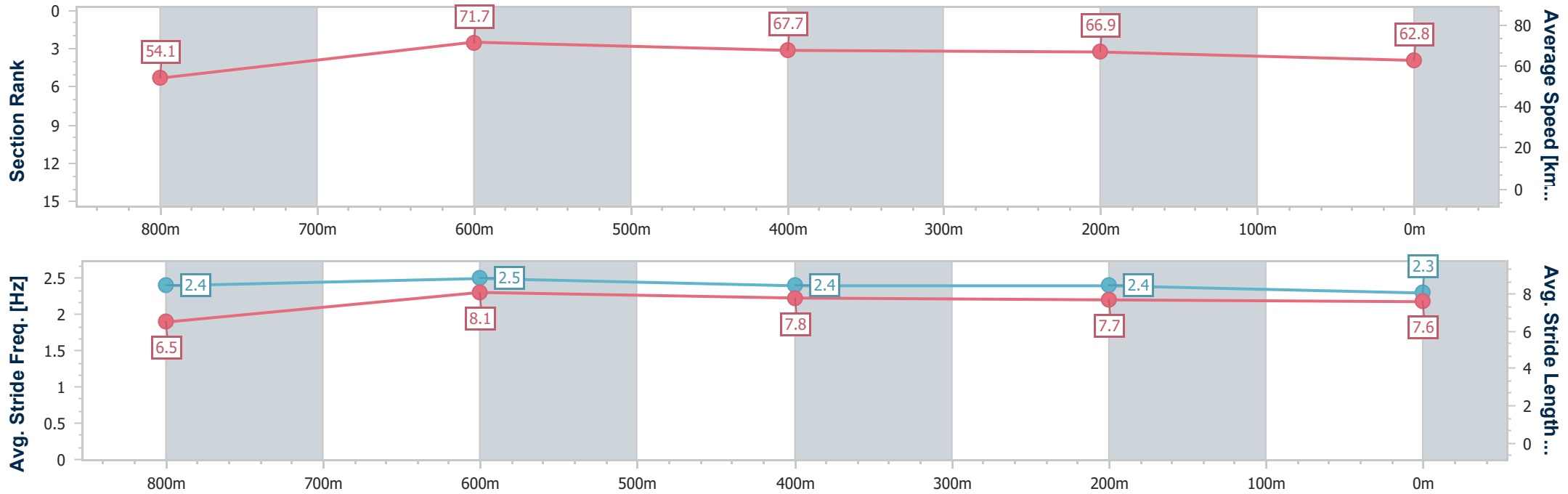
Race 6: HYGAIN BENCHMARK 55 Handicap - 1000m

20 February 2024 - 14:56

Track Rating: Soft 5, Weather: Fine, Rail Position: +5.5m 1000-W/Post; +2.0m Remainder



Section	Overall	800m	600m	400m	200m
Section Times	0:56.19 [1] (0:13.28)	0:42.91 [1] (0:10.14)	0:32.77 [1] (0:10.56)	0:22.21 [1] (0:10.75)	0:11.46 [1] (0:11.46)
Average Speed [km/h]	54.1	71.7	67.7	66.9	62.8
Top Speed [km/h]	72.0	72.9	69.4	68.2	65.4
Avg. Dist. to Rail [m]	10.1	2.7	1.0	1.0	0.9
Avg. Stride Freq. [Hz]	2.4	2.5	2.4	2.4	2.3
Avg. Stride Length [m]	6.5	8.1	7.8	7.7	7.6



- [ ] Ranking at each section and finish
- .-.- No data available at this section
- NA No data available



Horse/Jockey Name	Brave Missile
Final Rank	2
Fastest Section Time (Section)	0:10.31 (600m)
Top Speed [km/h] (Section)	70.5 (600m)
Race State	Finished



### Townsville QLD Professional

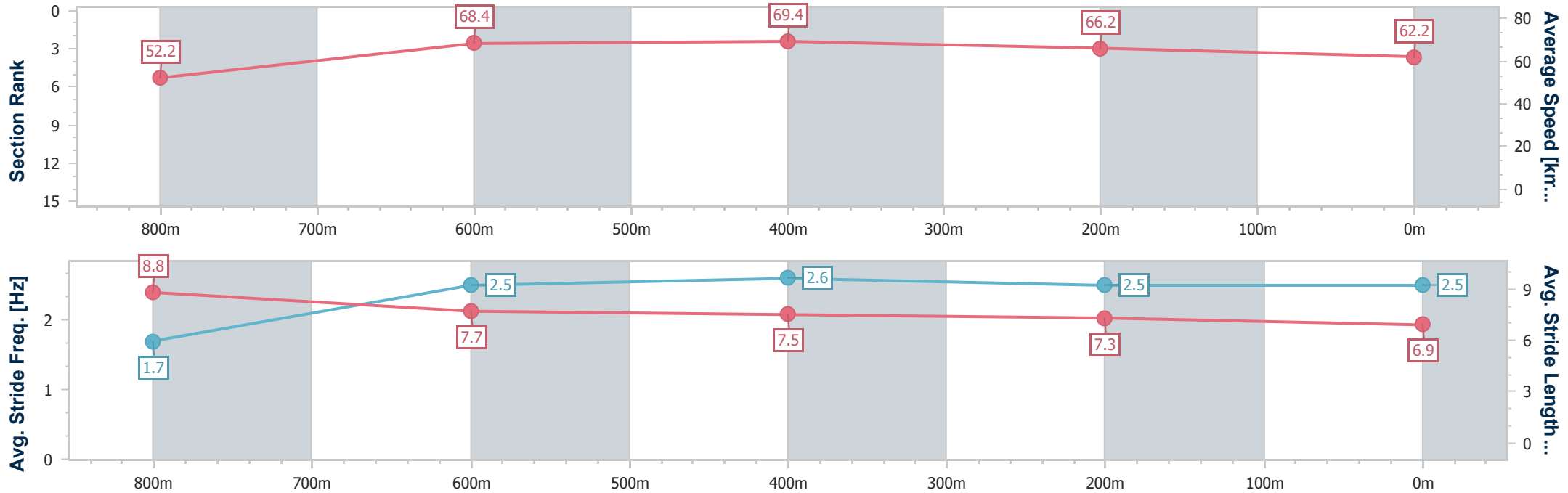
Race 6: HYGAIN BENCHMARK 55 Handicap - 1000m

20 February 2024 - 14:56

Track Rating: Soft 5, Weather: Fine, Rail Position: +5.5m 1000-W/Post; +2.0m Remainder



Section	Overall	800m	600m	400m	200m
Section Times	0:57.15 [2] (0:13.82)	0:43.33 [8] (0:10.63)	0:32.70 [10] (0:10.31)	0:22.39 [8] (0:10.82)	0:11.57 [6] (0:11.57)
Average Speed [km/h]	52.2	68.4	69.4	66.2	62.2
Top Speed [km/h]	67.9	69.3	70.5	68.0	65.0
Avg. Dist. to Rail [m]	13.4	2.8	1.8	1.0	2.3
Avg. Stride Freq. [Hz]	1.7	2.5	2.6	2.5	2.5
Avg. Stride Length [m]	8.8	7.7	7.5	7.3	6.9



- [ ] Ranking at each section and finish
- .-.- No data available at this section
- NA No data available





Horse/Jockey Name	Tennagain
Final Rank	3
Fastest Section Time (Section)	0:10.36 (800m)
Top Speed [km/h] (Section)	70.9 (800m)
Race State	Finished



### Townsville QLD Professional

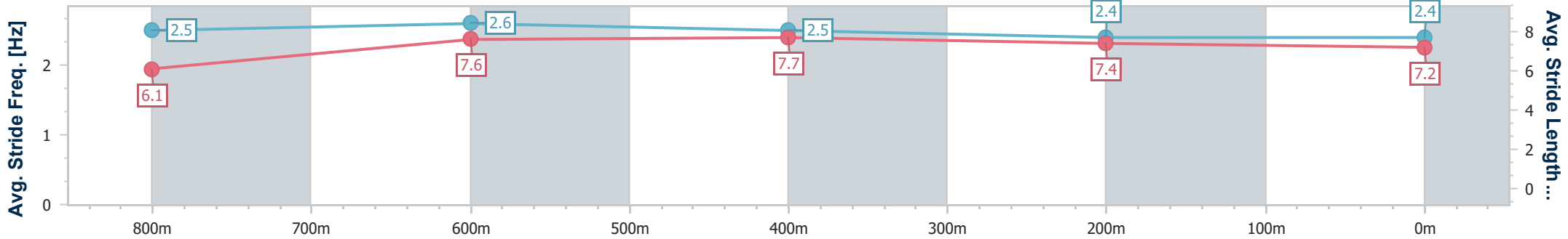
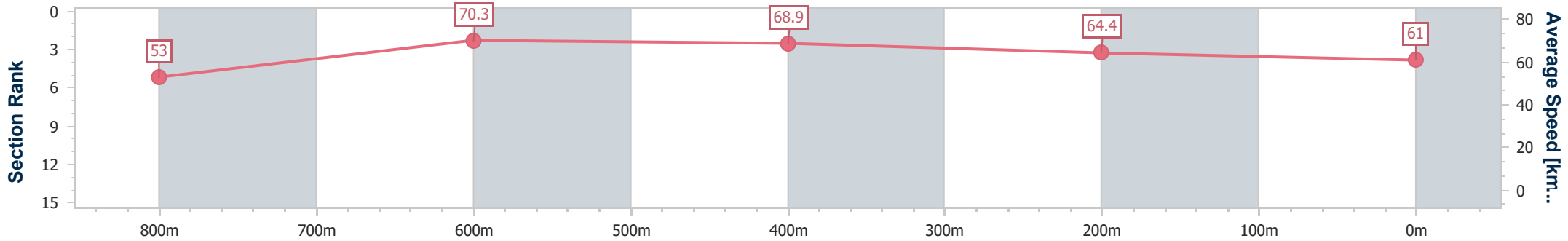
Race 6: HYGAIN BENCHMARK 55 Handicap - 1000m

20 February 2024 - 14:56

Track Rating: Soft 5, Weather: Fine, Rail Position: +5.5m 1000-W/Post; +2.0m Remainder



Section	Overall	800m	600m	400m	200m
Section Times	0:57.19 [3] (0:13.53)	0:43.66 [4] (0:10.36)	0:33.30 [4] (0:10.37)	0:22.93 [4] (0:11.12)	0:11.81 [3] (0:11.81)
Average Speed [km/h]	53.0	70.3	68.9	64.4	61.0
Top Speed [km/h]	70.0	70.9	70.6	67.3	65.7
Avg. Dist. to Rail [m]	8.9	2.5	1.7	1.6	0.8
Avg. Stride Freq. [Hz]	2.5	2.6	2.5	2.4	2.4
Avg. Stride Length [m]	6.1	7.6	7.7	7.4	7.2



- [ ] Ranking at each section and finish
- .-.- No data available at this section
- NA No data available



Horse/Jockey Name	Ellie's Dream
Final Rank	4
Fastest Section Time (Section)	0:10.36 (600m)
Top Speed [km/h] (Section)	70.6 (600m)
Race State	Finished



### Townsville QLD Professional

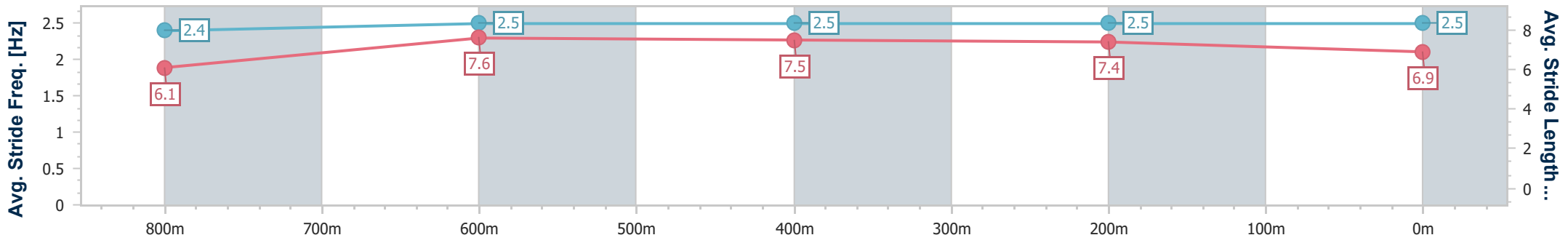
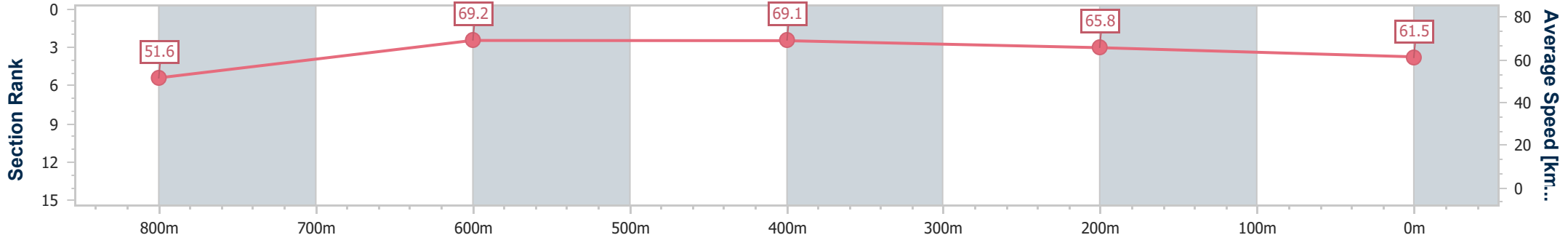
Race 6: HYGAIN BENCHMARK 55 Handicap - 1000m

20 February 2024 - 14:56

Track Rating: Soft 5, Weather: Fine, Rail Position: +5.5m 1000-W/Post; +2.0m Remainder



Section	Overall	800m	600m	400m	200m
Section Times	0:57.34 [4] (0:13.96)	0:43.38 [9] (0:10.46)	0:32.92 [9] (0:10.36)	0:22.56 [9] (0:10.88)	0:11.68 [7] (0:11.68)
Average Speed [km/h]	51.6	69.2	69.1	65.8	61.5
Top Speed [km/h]	68.8	70.2	70.6	67.8	64.9
Avg. Dist. to Rail [m]	3.9	1.8	1.0	1.2	1.6
Avg. Stride Freq. [Hz]	2.4	2.5	2.5	2.5	2.5
Avg. Stride Length [m]	6.1	7.6	7.5	7.4	6.9



- [ ] Ranking at each section and finish
- .-.- No data available at this section
- NA No data available



Horse/Jockey Name	Risked It
Final Rank	5
Fastest Section Time (Section)	0:10.26 (600m)
Top Speed [km/h] (Section)	70.4 (800m)
Race State	Finished



### Townsville QLD Professional

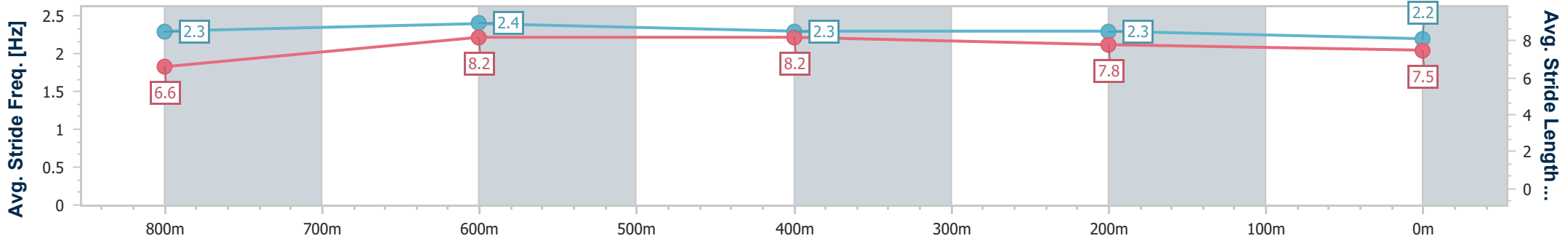
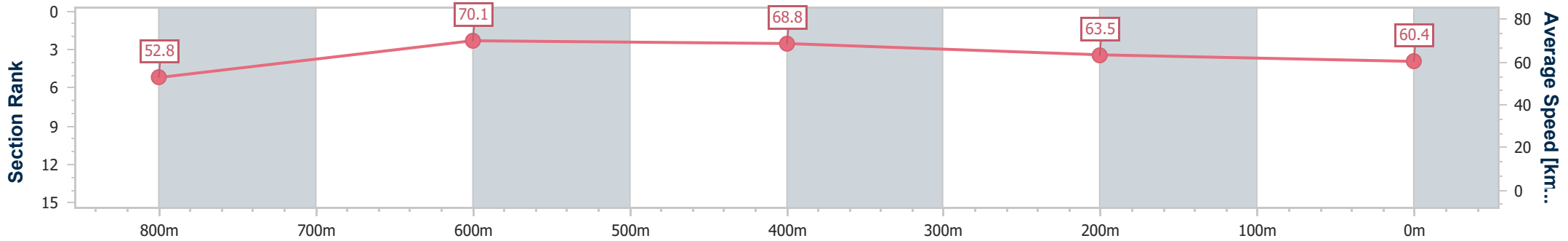
Race 6: HYGAIN BENCHMARK 55 Handicap - 1000m

20 February 2024 - 14:56

Track Rating: Soft 5, Weather: Fine, Rail Position: +5.5m 1000-W/Post; +2.0m Remainder



Section	Overall	800m	600m	400m	200m
Section Times	0:57.40 [5] (0:13.65)	0:43.75 [5] (0:10.35)	0:33.40 [5] (0:10.26)	0:23.14 [5] (0:11.22)	0:11.92 [5] (0:11.92)
Average Speed [km/h]	52.8	70.1	68.8	63.5	60.4
Top Speed [km/h]	69.4	70.4	70.4	66.8	62.5
Avg. Dist. to Rail [m]	5.0	2.2	3.8	3.3	0.7
Avg. Stride Freq. [Hz]	2.3	2.4	2.3	2.3	2.2
Avg. Stride Length [m]	6.6	8.2	8.2	7.8	7.5



- [ ] Ranking at each section and finish
- .-.- No data available at this section
- NA No data available



Horse/Jockey Name	Miss Helmut
Final Rank	6
Fastest Section Time (Section)	0:10.18 (800m)
Top Speed [km/h] (Section)	72.8 (800m)
Race State	Finished



### Townsville QLD Professional

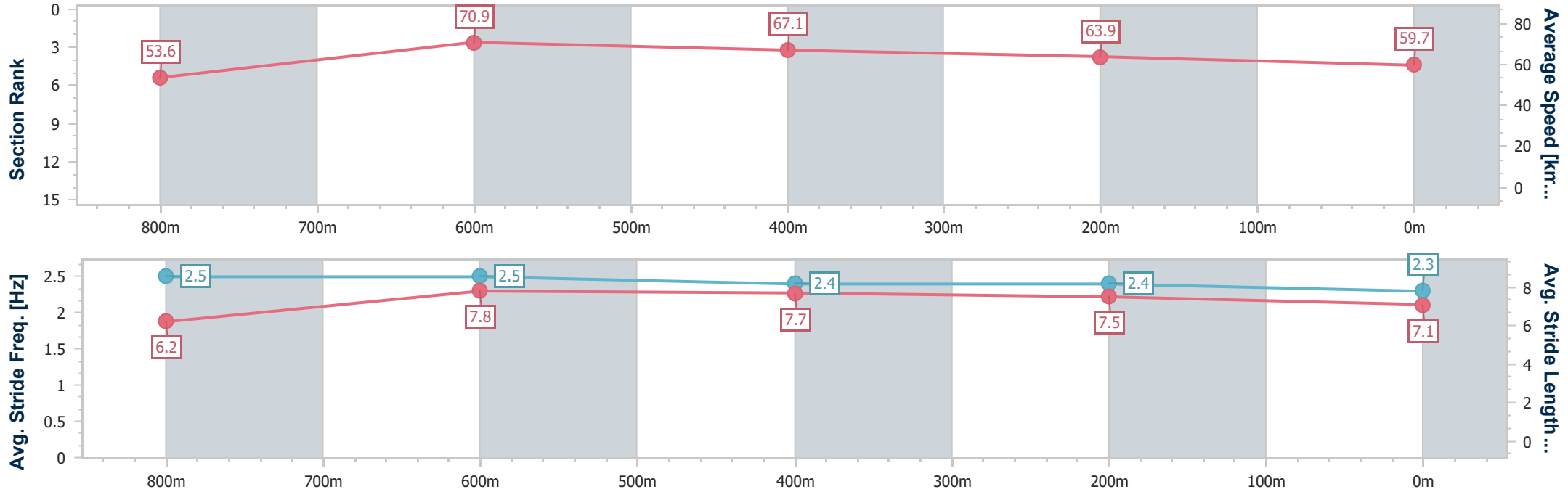
Race 6: HYGAIN BENCHMARK 55 Handicap - 1000m

20 February 2024 - 14:56

Track Rating: Soft 5, Weather: Fine, Rail Position: +5.5m 1000-W/Post; +2.0m Remainder



Section	Overall	800m	600m	400m	200m
Section Times	0:57.42 [6] (0:13.44)	0:43.98 [2] (0:10.18)	0:33.80 [2] (0:10.55)	0:23.25 [2] (0:11.18)	0:12.07 [2] (0:12.07)
Average Speed [km/h]	53.6	70.9	67.1	63.9	59.7
Top Speed [km/h]	72.6	72.8	70.4	65.3	62.4
Avg. Dist. to Rail [m]	4.7	1.5	3.1	3.5	1.5
Avg. Stride Freq. [Hz]	2.5	2.5	2.4	2.4	2.3
Avg. Stride Length [m]	6.2	7.8	7.7	7.5	7.1



- [ ] Ranking at each section and finish
- .-.- No data available at this section
- NA No data available



Horse/Jockey Name	Freddy Barbarossa
Final Rank	8
Fastest Section Time (Section)	0:10.31 (800m)
Top Speed [km/h] (Section)	70.7 (800m)
Race State	Finished



### Townsville QLD Professional

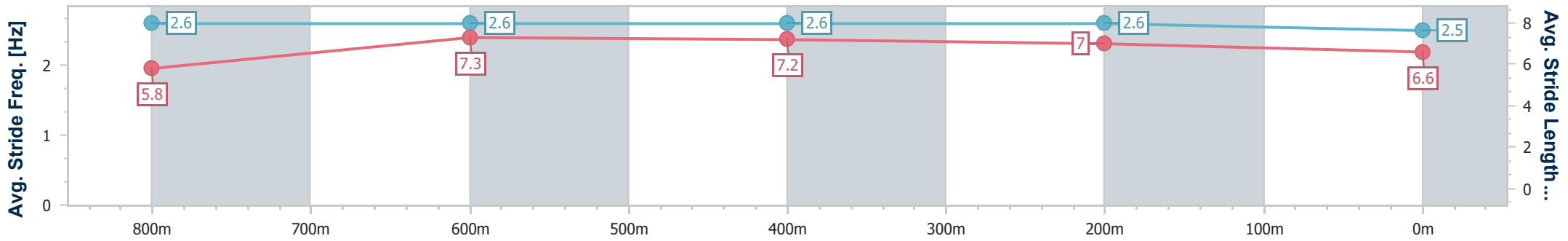
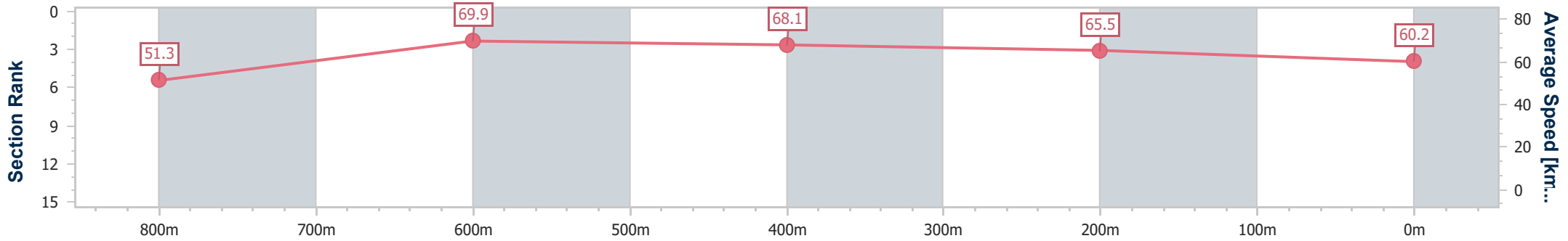
Race 6: HYGAIN BENCHMARK 55 Handicap - 1000m

20 February 2024 - 14:56

Track Rating: Soft 5, Weather: Fine, Rail Position: +5.5m 1000-W/Post; +2.0m Remainder



Section	Overall	800m	600m	400m	200m
Section Times	0:57.64 [8] (0:14.00)	0:43.64 [10] (0:10.31)	0:33.33 [8] (0:10.45)	0:22.88 [7] (0:10.95)	0:11.93 [8] (0:11.93)
Average Speed [km/h]	51.3	69.9	68.1	65.5	60.2
Top Speed [km/h]	69.4	70.7	69.5	67.7	63.2
Avg. Dist. to Rail [m]	1.4	1.4	2.8	1.3	2.8
Avg. Stride Freq. [Hz]	2.6	2.6	2.6	2.6	2.5
Avg. Stride Length [m]	5.8	7.3	7.2	7.0	6.6



- [ ] Ranking at each section and finish
- .-.- No data available at this section
- NA No data available



Horse/Jockey Name	Hit Snooze
Final Rank	9
Fastest Section Time (Section)	0:10.21 (800m)
Top Speed [km/h] (Section)	71.8 (800m)
Race State	Finished



### Townsville QLD Professional

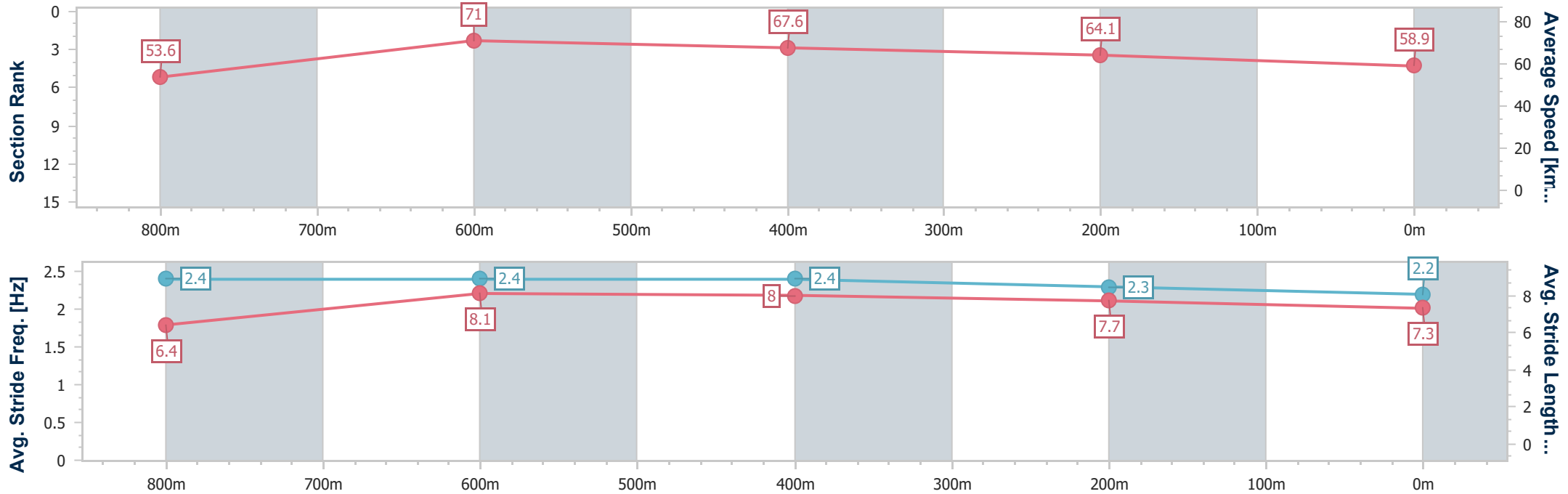
Race 6: HYGAIN BENCHMARK 55 Handicap - 1000m

20 February 2024 - 14:56

Track Rating: Soft 5, Weather: Fine, Rail Position: +5.5m 1000-W/Post; +2.0m Remainder



Section	Overall	800m	600m	400m	200m
Section Times	0:57.65 [9] (0:13.47)	0:44.18 [3] (0:10.21)	0:33.97 [3] (0:10.56)	0:23.41 [3] (0:11.22)	0:12.19 [4] (0:12.19)
Average Speed [km/h]	53.6	71.0	67.6	64.1	58.9
Top Speed [km/h]	71.4	71.8	69.7	66.3	61.9
Avg. Dist. to Rail [m]	6.2	2.2	1.5	1.0	1.9
Avg. Stride Freq. [Hz]	2.4	2.4	2.4	2.3	2.2
Avg. Stride Length [m]	6.4	8.1	8.0	7.7	7.3



- [ ] Ranking at each section and finish
- .-.- No data available at this section
- NA No data available



Horse/Jockey Name	Fluttering
Final Rank	10
Fastest Section Time (Section)	0:10.39 (600m)
Top Speed [km/h] (Section)	69.7 (800m)
Race State	Finished



### Townsville QLD Professional

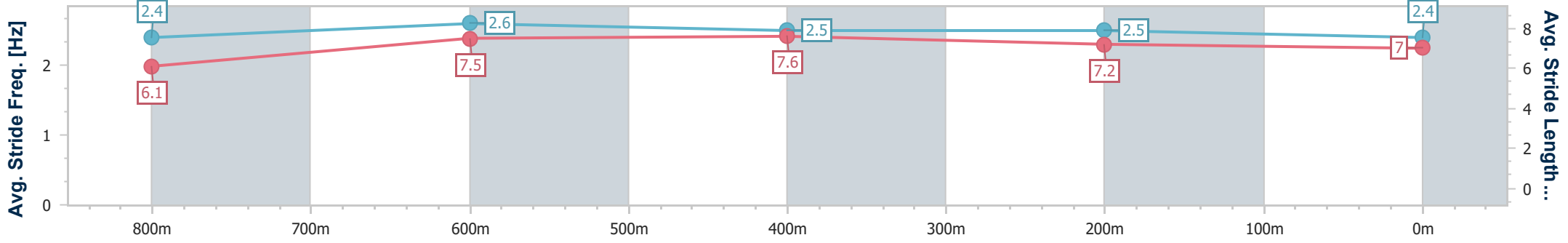
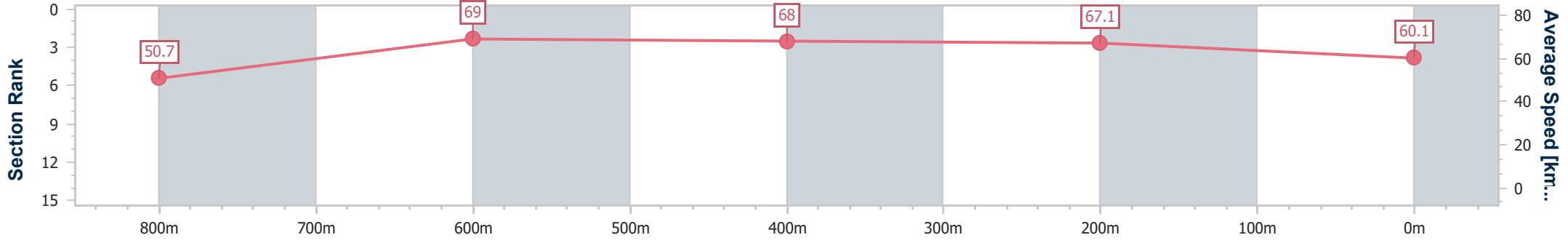
Race 6: HYGAIN BENCHMARK 55 Handicap - 1000m

20 February 2024 - 14:56

Track Rating: Soft 5, Weather: Fine, Rail Position: +5.5m 1000-W/Post; +2.0m Remainder



Section	Overall	800m	600m	400m	200m
Section Times	0:57.71 [10] (0:14.21)	0:43.50 [11] (0:10.48)	0:33.02 [11] (0:10.39)	0:22.63 [11] (0:10.64)	0:11.99 [9] (0:11.99)
Average Speed [km/h]	50.7	69.0	68.0	67.1	60.1
Top Speed [km/h]	67.9	69.7	69.2	68.7	64.4
Avg. Dist. to Rail [m]	3.5	2.2	3.8	4.2	1.6
Avg. Stride Freq. [Hz]	2.4	2.6	2.5	2.5	2.4
Avg. Stride Length [m]	6.1	7.5	7.6	7.2	7.0



- [ ] Ranking at each section and finish
- .-.- No data available at this section
- NA No data available



Horse/Jockey Name	Fused Magic
Final Rank	11
Fastest Section Time (Section)	0:10.55 (800m)
Top Speed [km/h] (Section)	69.4 (800m)
Race State	Finished



Townsville QLD Professional

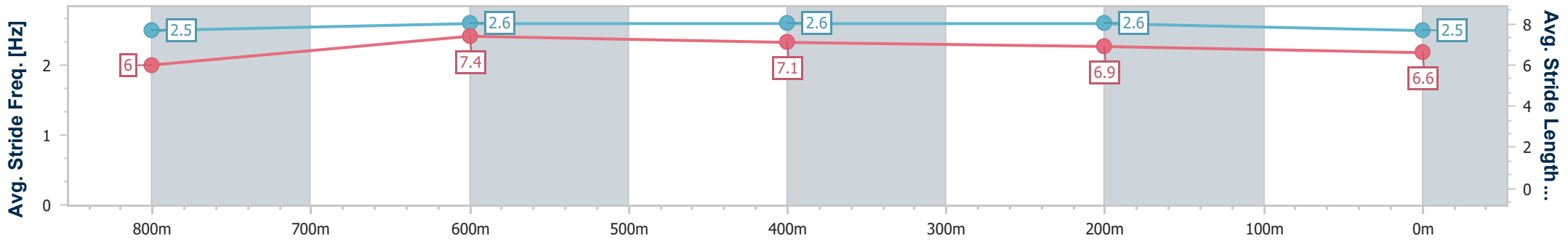
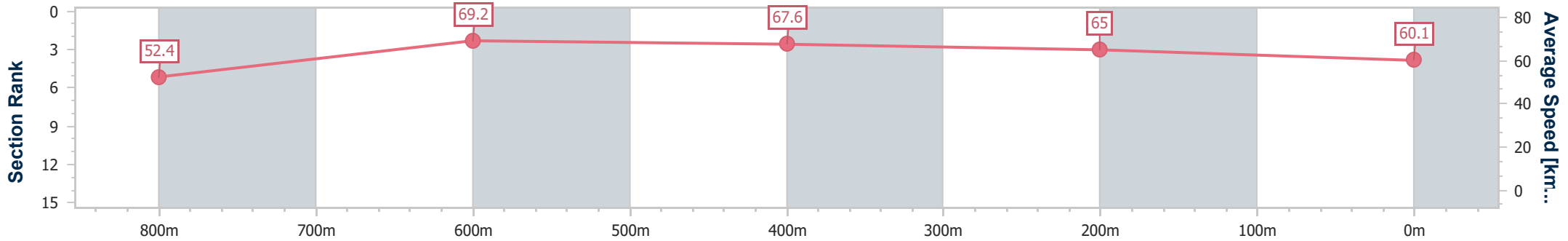
Race 6: HYGAIN BENCHMARK 55 Handicap - 1000m

20 February 2024 - 14:56

Track Rating: Soft 5, Weather: Fine, Rail Position: +5.5m 1000-W/Post; +2.0m Remainder



Section	Overall	800m	600m	400m	200m
Section Times	0:57.91 [11] (0:13.74)	0:44.17 [6] (0:10.55)	0:33.62 [7] (0:10.60)	0:23.02 [10] (0:11.05)	0:11.97 [11] (0:11.97)
Average Speed [km/h]	52.4	69.2	67.6	65.0	60.1
Top Speed [km/h]	68.0	69.4	69.3	66.5	63.8
Avg. Dist. to Rail [m]	6.7	2.8	1.1	1.9	3.2
Avg. Stride Freq. [Hz]	2.5	2.6	2.6	2.6	2.5
Avg. Stride Length [m]	6.0	7.4	7.1	6.9	6.6



- [ ] Ranking at each section and finish
- .-.- No data available at this section
- NA No data available





Horse/Jockey Name	Beyond Reproach
Final Rank	12
Fastest Section Time (Section)	0:10.41 (800m)
Top Speed [km/h] (Section)	70.0 (800m)
Race State	Finished



### Townsville QLD Professional

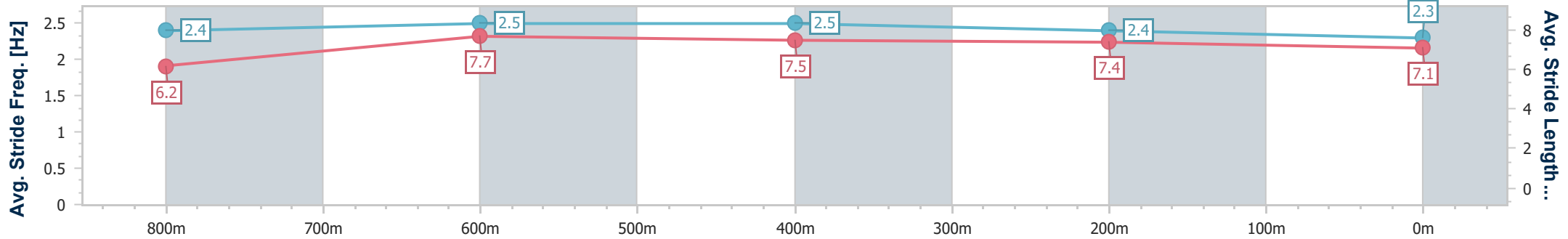
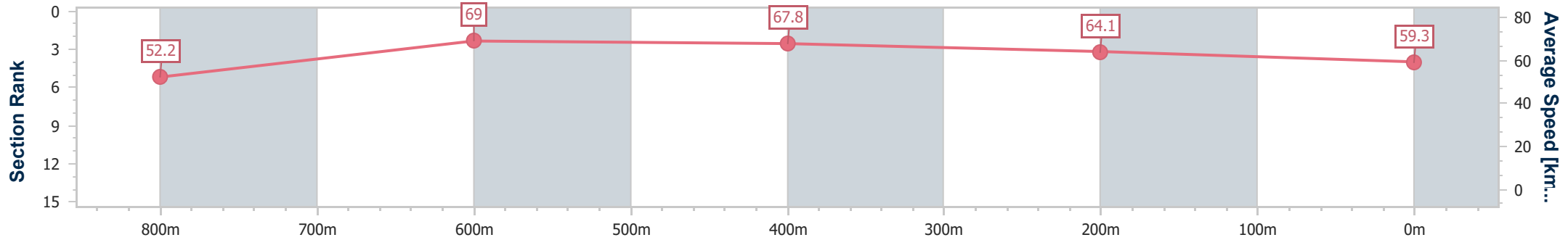
Race 6: HYGAIN BENCHMARK 55 Handicap - 1000m

20 February 2024 - 14:56

Track Rating: Soft 5, Weather: Fine, Rail Position: +5.5m 1000-W/Post; +2.0m Remainder



Section	Overall	800m	600m	400m	200m
Section Times	0:57.96 [12] (0:13.80)	0:44.16 [7] (0:10.41)	0:33.75 [6] (0:10.44)	0:23.31 [6] (0:11.16)	0:12.15 [10] (0:12.15)
Average Speed [km/h]	52.2	69.0	67.8	64.1	59.3
Top Speed [km/h]	68.2	70.0	68.7	66.9	62.9
Avg. Dist. to Rail [m]	1.8	1.4	3.6	1.7	1.6
Avg. Stride Freq. [Hz]	2.4	2.5	2.5	2.4	2.3
Avg. Stride Length [m]	6.2	7.7	7.5	7.4	7.1



- [ ] Ranking at each section and finish
- .-.- No data available at this section
- NA No data available



Horse/Jockey Name	Ruby Sparkles
Final Rank	7
Fastest Section Time (Section)	-:--:--
Top Speed [km/h] (Section)	--.-
Race State	DidNotTrack



Townsville QLD Professional

Race 6: HYGAIN BENCHMARK 55 Handicap - 1000m

20 February 2024 - 14:56

Track Rating: Soft 5, Weather: Fine, Rail Position: +5.5m 1000-W/Post; +2.0m Remainder



Section	Overall	800m	600m	400m	200m								
Section Times	-:--:--	-:--:--	-:--:--	-:--:--	-:--:--								
Average Speed [km/h]	--.-	--.-	--.-	--.-	--.-								
Top Speed [km/h]	--.-	--.-	--.-	--.-	--.-								
Avg. Dist. to Rail [m]	--	--	--	--	--								
Avg. Stride Freq. [Hz]	--.-	--.-	--.-	--.-	--.-								
Avg. Stride Length [m]	--.-	--.-	--.-	--.-	--.-								

- [ ] Ranking at each section and finish
- :--:-- No data available at this section
- NA No data available



# Townsville QLD Professional

## Race 7: LADBROKES MATES MODE OPEN Handicap - 1400m

20 February 2024 - 15:35



Track Rating: Soft 5, Weather: Fine, Rail Position: +5.5m 1000-W/Post; +2.0m Remainder

Section	Field Times	Overall	1200m	1000m	800m	600m	400m	Last 600m				
		1:23.13 (0:14.54)	1:08.59 (0:11.14)	0:57.45 (0:11.65)	0:45.80 (0:11.35)	0:34.45 (0:11.24)	0:23.21 (0:11.27)	0:34.45				
Rank	TAB Horse/Jockey	Barrier	Top Speed [km/h]	Fastest Section					Distance Travelled [m]			
1	1 HE'S XCEPTIONAL Adrian Layt	2	66.3 1200m	0:11.04 400m	1:23.13 [1] (0:14.78)	1:08.35 [4] (0:11.12)	0:57.23 [4] (0:11.68)	0:45.55 [3] (0:11.31)	0:34.24 [4] (0:11.26)	0:22.98 [4] (0:11.04)	0:34.24	
2	2 BATTLE CRY Ryan Wiggins	4	65.8 400m	0:11.10 400m	1:23.15 [2] (0:15.06)	1:08.09 [6] (0:11.15)	0:56.94 [6] (0:11.71)	0:45.23 [6] (0:11.30)	0:33.93 [6] (0:11.18)	0:22.75 [5] (0:11.10)	0:33.93	-4
3	6 FRESH PRINCE Adam Sewell	6	66.5 1200m	0:11.13 1200m	1:23.39 [3] (0:14.55)	1:08.84 [2] (0:11.13)	0:57.71 [2] (0:11.65)	0:46.06 [1] (0:11.35)	0:34.71 [1] (0:11.24)	0:23.47 [1] (0:11.40)	0:34.71	-6
4	8 JOE'S GIGGLE Jason Taylor	5	66.9 1200m	0:11.04 1200m	1:23.58 [4] (0:15.34)	1:08.24 [7] (0:11.04)	0:57.20 [7] (0:11.62)	0:45.58 [7] (0:11.31)	0:34.27 [7] (0:11.17)	0:23.10 [7] (0:11.19)	0:34.27	-4
5	7 TO LOVE SOMEBODY Tessa Townsend	9	65.6 1200m	0:11.14 1200m	1:23.64 [5] (0:14.54)	1:09.10 [1] (0:11.14)	0:57.96 [1] (0:11.68)	0:46.28 [2] (0:11.40)	0:34.88 [2] (0:11.35)	0:23.53 [3] (0:11.25)	0:34.88	-3
6	3 FAMILY STAR Chris Whiteley	1	65.2 1200m	0:11.13 600m	1:23.68 [6] (0:14.59)	1:09.09 [3] (0:11.29)	0:57.80 [3] (0:11.72)	0:46.08 [4] (0:11.24)	0:34.84 [3] (0:11.13)	0:23.71 [2] (0:11.48)	0:34.84	-7
7	5 VENTURA OCEAN Nathan Thomas	3	67.8 1200m	0:11.12 1200m	1:24.00 [7] (0:15.02)	1:08.98 [5] (0:11.12)	0:57.86 [5] (0:11.60)	0:46.26 [5] (0:11.40)	0:34.86 [5] (0:11.31)	0:23.55 [6] (0:11.33)	0:34.86	-5

Scratched: Bondurant (#4), Dawn Strike (#9)

[ ] Ranking at each section and finish  
 -:-:- No data available at this section  
 NA No data available

SCN Saddle cloth number  
 DNF Did not finish  
 DNT Did not track



# Townsville QLD Professional

## Race 7: LADBROKES MATES MODE OPEN Handicap - 1400m

20 February 2024 - 15:35



Track Rating: Soft 5, Weather: Fine, Rail Position: +5.5m 1000-W/Post; +2.0m Remainder

Section							200m			Last 600m	
Field Times							0:11.94			0:34.45	
Rank	TAB	Horse/Jockey	Barrier	Top Speed [km/h]	Fastest Section	Margin				Distance Travelled [m]	
1	1	HE'S XCEPTIONAL Adrian Layt	2	66.3 1200m	0:11.04 400m	0:11.94 [1] (0:11.94)	1:23.13			0:34.24	
2	2	BATTLE CRY Ryan Wiggins	4	65.8 400m	0:11.10 400m	0:11.65 [5] (0:11.65)	0.1L			0:33.93	-4
3	6	FRESH PRINCE Adam Sewell	6	66.5 1200m	0:11.13 1200m	0:12.07 [2] (0:12.07)	1.4L			0:34.71	-6
4	8	JOE'S GIGGLE Jason Taylor	5	66.9 1200m	0:11.04 1200m	0:11.91 [6] (0:11.91)	2.4L			0:34.27	-4
5	7	TO LOVE SOMEBODY Tessa Townsend	9	65.6 1200m	0:11.14 1200m	0:12.28 [3] (0:12.28)	2.6L			0:34.88	-3
6	3	FAMILY STAR Chris Whiteley	1	65.2 1200m	0:11.13 600m	0:12.23 [4] (0:12.23)	2.8L			0:34.84	-7
7	5	VENTURA OCEAN Nathan Thomas	3	67.8 1200m	0:11.12 1200m	0:12.22 [7] (0:12.22)	4.6L			0:34.86	-5

Scratched: Bondurant (#4), Dawn Strike (#9)



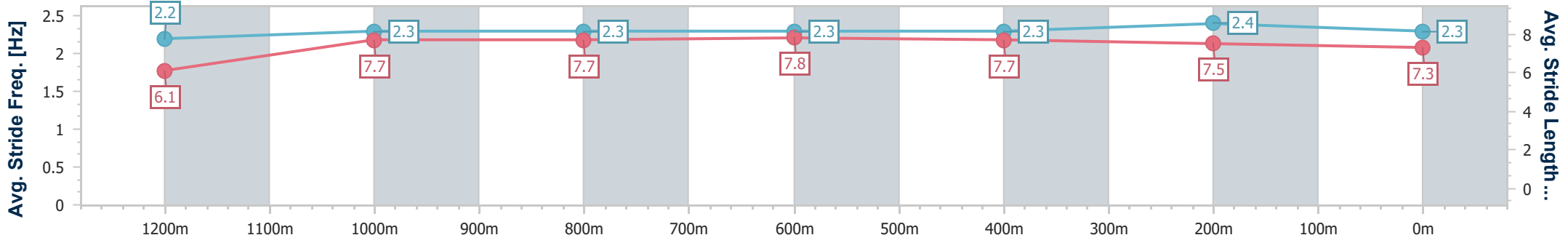
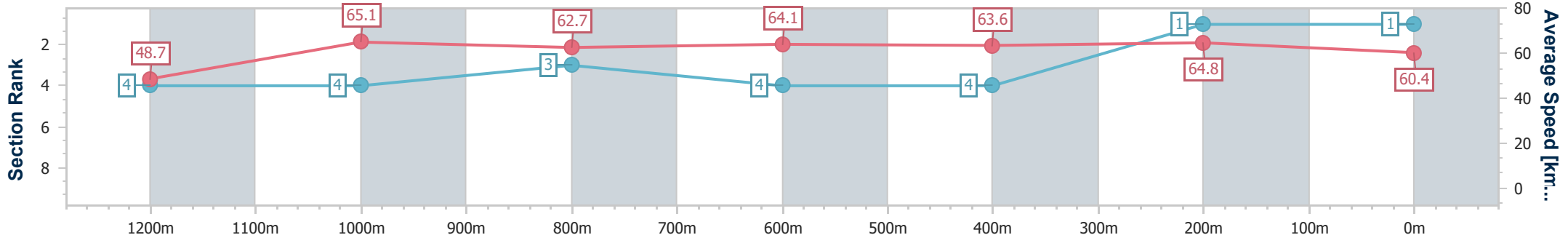
Horse/Jockey Name	He's Xceptional
Final Rank	1
Fastest Section Time (Section)	0:11.04 (400m)
Top Speed [km/h] (Section)	66.3 (1200m)
Race State	Finished



Townsville QLD Professional  
 Race 7: LADBROKES MATES MODE OPEN Handicap - 1400m  
 20 February 2024 - 15:35  
 Track Rating: Soft 5, Weather: Fine, Rail Position: +5.5m 1000-  
 W/Post; +2.0m Remainder



Section	Overall	1200m	1000m	800m	600m	400m	200m
Section Times	1:23.13 [1] (0:14.78)	1:08.35 [4] (0:11.12)	0:57.23 [4] (0:11.68)	0:45.55 [3] (0:11.31)	0:34.24 [4] (0:11.26)	0:22.98 [4] (0:11.04)	0:11.94 [1] (0:11.94)
Average Speed [km/h]	48.7	65.1	62.7	64.1	63.6	64.8	60.4
Top Speed [km/h]	65.0	66.3	63.6	64.6	64.8	65.8	65.4
Avg. Dist. to Rail [m]	6.0	3.7	3.6	1.0	1.2	0.8	0.7
Avg. Stride Freq. [Hz]	2.2	2.3	2.3	2.3	2.3	2.4	2.3
Avg. Stride Length [m]	6.1	7.7	7.7	7.8	7.7	7.5	7.3



- [ ] Ranking at each section and finish
- .-.- No data available at this section
- NA No data available



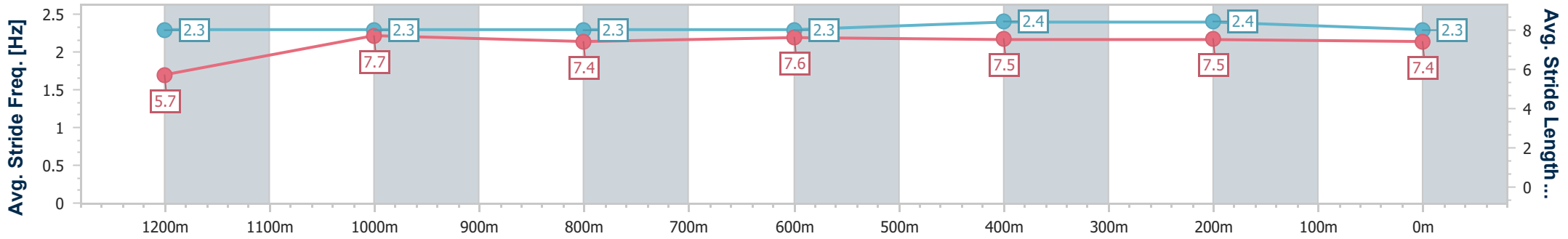
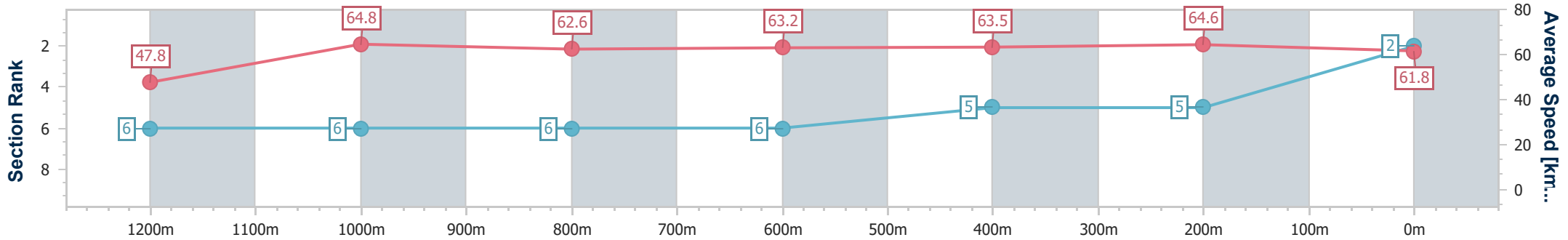
Horse/Jockey Name	Battle Cry
Final Rank	2
Fastest Section Time (Section)	0:11.10 (400m)
Top Speed [km/h] (Section)	65.8 (400m)
Race State	Finished



Townsville QLD Professional  
 Race 7: LADBROKES MATES MODE OPEN Handicap - 1400m  
 20 February 2024 - 15:35  
 Track Rating: Soft 5, Weather: Fine, Rail Position: +5.5m 1000-  
 W/Post; +2.0m Remainder



Section	Overall	1200m	1000m	800m	600m	400m	200m
Section Times	1:23.15 [2] (0:15.06)	1:08.09 [6] (0:11.15)	0:56.94 [6] (0:11.71)	0:45.23 [6] (0:11.30)	0:33.93 [6] (0:11.18)	0:22.75 [5] (0:11.10)	0:11.65 [5] (0:11.65)
Average Speed [km/h]	47.8	64.8	62.6	63.2	63.5	64.6	61.8
Top Speed [km/h]	64.9	65.8	63.9	64.3	64.4	65.8	64.2
Avg. Dist. to Rail [m]	7.1	3.5	3.3	1.6	3.6	1.1	1.9
Avg. Stride Freq. [Hz]	2.3	2.3	2.3	2.3	2.4	2.4	2.3
Avg. Stride Length [m]	5.7	7.7	7.4	7.6	7.5	7.5	7.4



- [ ] Ranking at each section and finish
- .-.- No data available at this section
- NA No data available



Horse/Jockey Name	Fresh Prince
Final Rank	3
Fastest Section Time (Section)	0:11.13 (1200m)
Top Speed [km/h] (Section)	66.5 (1200m)
Race State	Finished



Townsville QLD Professional

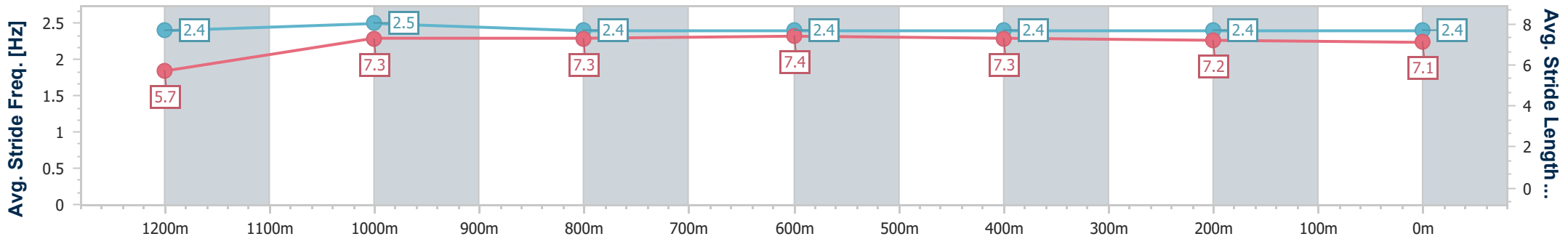
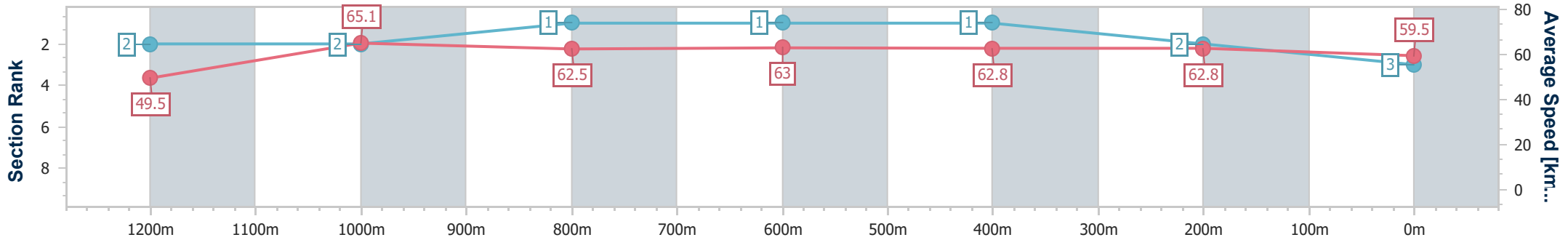
Race 7: LADBROKES MATES MODE OPEN Handicap - 1400m

20 February 2024 - 15:35

Track Rating: Soft 5, Weather: Fine, Rail Position: +5.5m 1000-W/Post; +2.0m Remainder



Section	Overall	1200m	1000m	800m	600m	400m	200m
Section Times	1:23.39 [3] (0:14.55)	1:08.84 [2] (0:11.13)	0:57.71 [2] (0:11.65)	0:46.06 [1] (0:11.35)	0:34.71 [1] (0:11.24)	0:23.47 [1] (0:11.40)	0:12.07 [2] (0:12.07)
Average Speed [km/h]	49.5	65.1	62.5	63.0	62.8	62.8	59.5
Top Speed [km/h]	64.7	66.5	63.9	64.5	64.1	63.4	63.0
Avg. Dist. to Rail [m]	7.7	5.0	2.7	1.8	3.8	3.0	0.7
Avg. Stride Freq. [Hz]	2.4	2.5	2.4	2.4	2.4	2.4	2.4
Avg. Stride Length [m]	5.7	7.3	7.3	7.4	7.3	7.2	7.1



- [ ] Ranking at each section and finish
- .-.- No data available at this section
- NA No data available



Horse/Jockey Name	Joe's Giggle
Final Rank	4
Fastest Section Time (Section)	0:11.04 (1200m)
Top Speed [km/h] (Section)	66.9 (1200m)
Race State	Finished



Townsville QLD Professional

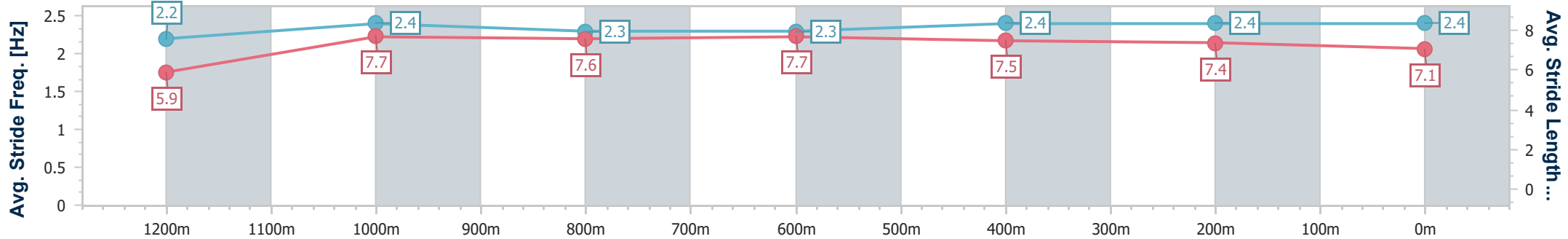
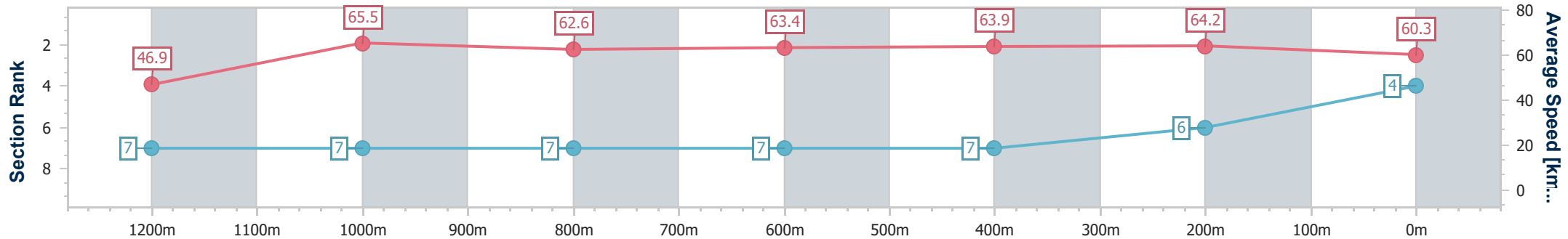
Race 7: LADBROKES MATES MODE OPEN Handicap - 1400m

20 February 2024 - 15:35

Track Rating: Soft 5, Weather: Fine, Rail Position: +5.5m 1000-  
W/Post; +2.0m Remainder



Section	Overall	1200m	1000m	800m	600m	400m	200m
Section Times	1:23.58 [4] (0:15.34)	1:08.24 [7] (0:11.04)	0:57.20 [7] (0:11.62)	0:45.58 [7] (0:11.31)	0:34.27 [7] (0:11.17)	0:23.10 [7] (0:11.19)	0:11.91 [6] (0:11.91)
Average Speed [km/h]	46.9	65.5	62.6	63.4	63.9	64.2	60.3
Top Speed [km/h]	64.2	66.9	64.0	64.6	64.8	65.0	63.8
Avg. Dist. to Rail [m]	7.4	2.7	2.5	1.3	2.5	1.1	3.2
Avg. Stride Freq. [Hz]	2.2	2.4	2.3	2.3	2.4	2.4	2.4
Avg. Stride Length [m]	5.9	7.7	7.6	7.7	7.5	7.4	7.1



- [ ] Ranking at each section and finish
- .-.- No data available at this section
- NA No data available





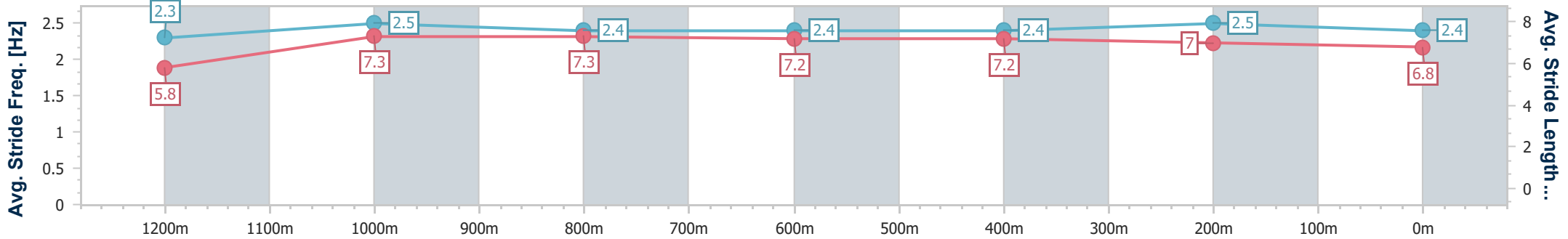
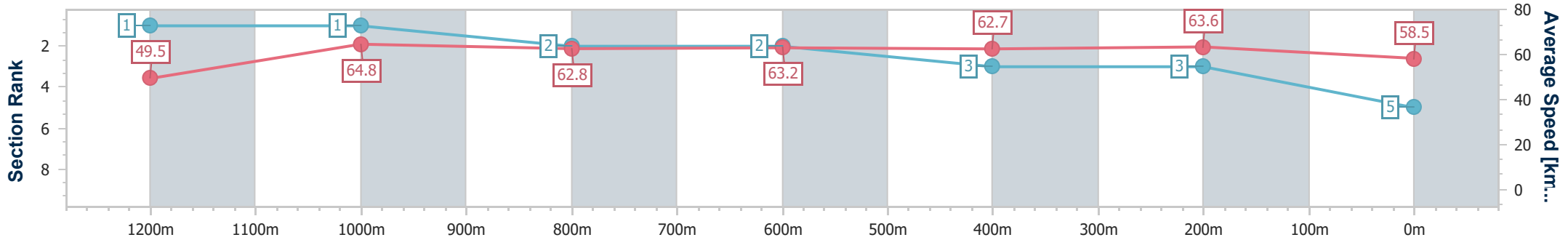
Horse/Jockey Name	To Love Somebody
Final Rank	5
Fastest Section Time (Section)	0:11.14 (1200m)
Top Speed [km/h] (Section)	65.6 (1200m)
Race State	Finished



Townsville QLD Professional  
 Race 7: LADBROKES MATES MODE OPEN Handicap - 1400m  
 20 February 2024 - 15:35  
 Track Rating: Soft 5, Weather: Fine, Rail Position: +5.5m 1000-  
 W/Post; +2.0m Remainder



Section	Overall	1200m	1000m	800m	600m	400m	200m
Section Times	1:23.64 [5] (0:14.54)	1:09.10 [1] (0:11.14)	0:57.96 [1] (0:11.68)	0:46.28 [2] (0:11.40)	0:34.88 [2] (0:11.35)	0:23.53 [3] (0:11.25)	0:12.28 [3] (0:12.28)
Average Speed [km/h]	49.5	64.8	62.8	63.2	62.7	63.6	58.5
Top Speed [km/h]	65.1	65.6	64.0	64.6	64.0	64.8	63.0
Avg. Dist. to Rail [m]	8.2	3.7	3.2	1.0	2.5	2.5	0.9
Avg. Stride Freq. [Hz]	2.3	2.5	2.4	2.4	2.4	2.5	2.4
Avg. Stride Length [m]	5.8	7.3	7.3	7.2	7.2	7.0	6.8



- [ ] Ranking at each section and finish
- .-.- No data available at this section
- NA No data available



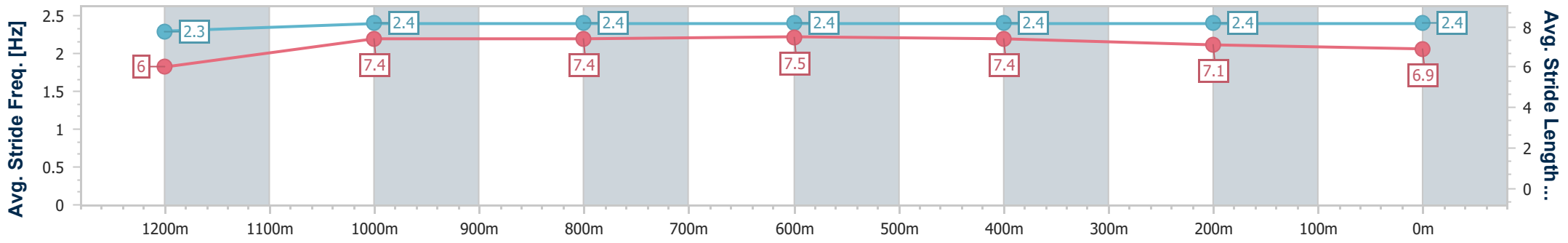
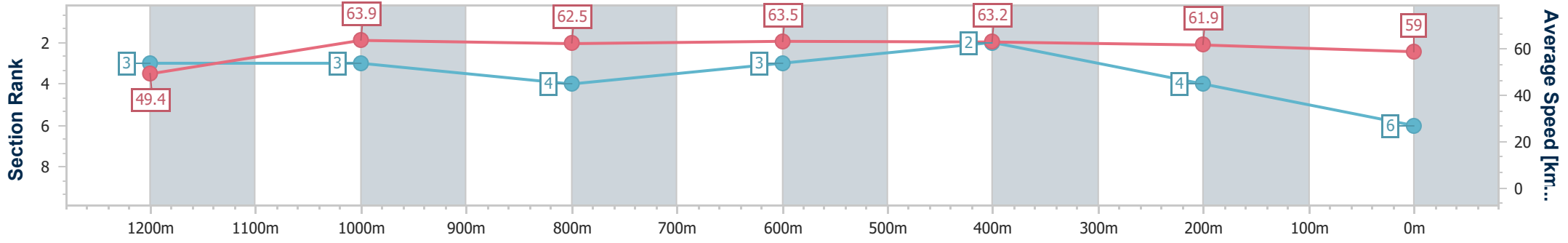
Horse/Jockey Name	Family Star
Final Rank	6
Fastest Section Time (Section)	0:11.13 (600m)
Top Speed [km/h] (Section)	65.2 (1200m)
Race State	Finished



Townsville QLD Professional  
 Race 7: LADBROKES MATES MODE OPEN Handicap - 1400m  
 20 February 2024 - 15:35  
 Track Rating: Soft 5, Weather: Fine, Rail Position: +5.5m 1000-  
 W/Post; +2.0m Remainder



Section	Overall	1200m	1000m	800m	600m	400m	200m
Section Times	1:23.68 [6] (0:14.59)	1:09.09 [3] (0:11.29)	0:57.80 [3] (0:11.72)	0:46.08 [4] (0:11.24)	0:34.84 [3] (0:11.13)	0:23.71 [2] (0:11.48)	0:12.23 [4] (0:12.23)
Average Speed [km/h]	49.4	63.9	62.5	63.5	63.2	61.9	59.0
Top Speed [km/h]	64.7	65.2	63.5	64.3	64.0	63.2	62.8
Avg. Dist. to Rail [m]	5.1	4.0	3.2	2.0	4.7	3.5	0.9
Avg. Stride Freq. [Hz]	2.3	2.4	2.4	2.4	2.4	2.4	2.4
Avg. Stride Length [m]	6.0	7.4	7.4	7.5	7.4	7.1	6.9



- [ ] Ranking at each section and finish
- .-.- No data available at this section
- NA No data available



Horse/Jockey Name	Ventura Ocean
Final Rank	7
Fastest Section Time (Section)	0:11.12 (1200m)
Top Speed [km/h] (Section)	67.8 (1200m)
Race State	Finished



### Townsville QLD Professional

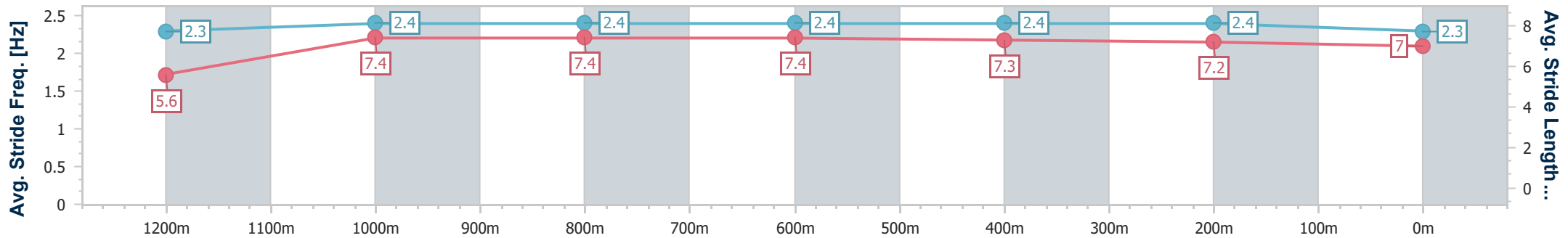
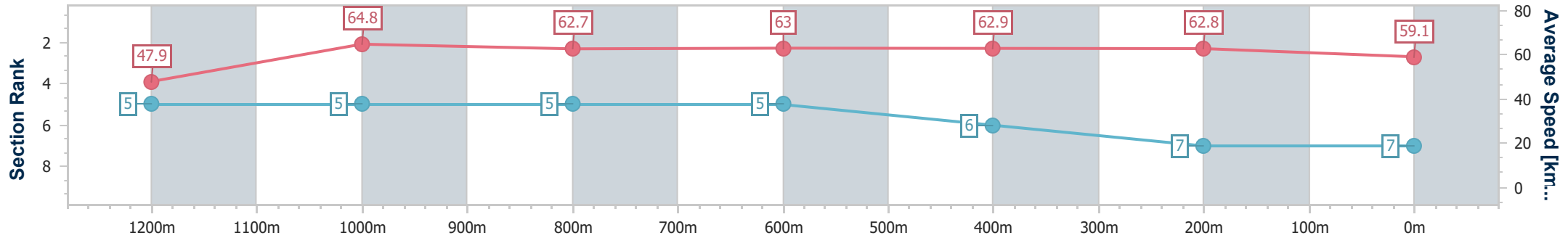
Race 7: LADBROKES MATES MODE OPEN Handicap - 1400m

20 February 2024 - 15:35

Track Rating: Soft 5, Weather: Fine, Rail Position: +5.5m 1000-  
W/Post; +2.0m Remainder



Section	Overall	1200m	1000m	800m	600m	400m	200m
Section Times	1:24.00 [7] (0:15.02)	1:08.98 [5] (0:11.12)	0:57.86 [5] (0:11.60)	0:46.26 [5] (0:11.40)	0:34.86 [5] (0:11.31)	0:23.55 [6] (0:11.33)	0:12.22 [7] (0:12.22)
Average Speed [km/h]	47.9	64.8	62.7	63.0	62.9	62.8	59.1
Top Speed [km/h]	67.1	67.8	64.2	64.4	63.9	63.8	62.8
Avg. Dist. to Rail [m]	6.8	2.6	2.4	1.1	3.3	3.7	0.8
Avg. Stride Freq. [Hz]	2.3	2.4	2.4	2.4	2.4	2.4	2.3
Avg. Stride Length [m]	5.6	7.4	7.4	7.4	7.3	7.2	7.0



- [ ] Ranking at each section and finish
- .-.- No data available at this section
- NA No data available



# Townsville QLD Professional

## Race 8: LADBROKES BET TICKER Class 3 Handicap - 1400m

20 February 2024 - 16:10



Track Rating: Soft 5, Weather: Fine, Rail Position: +5.5m 1000m-W/Post, +2m Remainder

Section											Last 600m		
Field Times											0:34.33		
	Overall	1200m	1000m	800m	600m	400m							
	1:24.45 (0:14.67)	1:09.78 (0:11.81)	0:57.97 (0:11.94)	0:46.03 (0:11.70)	0:34.33 (0:11.37)	0:22.96 (0:11.09)							
Rank	TAB	Horse/Jockey	Barrier	Top Speed [km/h]	Fastest Section							Distance Travelled [m]	
1	1	<b>SEALION</b> Graham Kliese	3	67.2 400m	0:10.99 400m	1:24.45 [1] (0:14.97)	1:09.48 [4] (0:11.91)	0:57.57 [5] (0:11.96)	0:45.61 [6] (0:11.60)	0:34.01 [5] (0:11.15)	0:22.86 [4] (0:10.99)	0:34.01	
2	2	<b>COUNTER COMMAND</b> Gabrielle Semmens	6	66.2 400m	0:11.17 400m	1:24.65 [2] (0:14.76)	1:09.89 [2] (0:11.89)	0:58.00 [3] (0:11.95)	0:46.05 [3] (0:11.72)	0:34.33 [4] (0:11.24)	0:23.09 [3] (0:11.17)	0:34.33	-7
3	7	<b>ALTAR BOY</b> Adam Sewell	5	66.4 400m	0:10.97 400m	1:24.73 [3] (0:15.15)	1:09.58 [7] (0:11.94)	0:57.64 [8] (0:12.03)	0:45.61 [7] (0:11.66)	0:33.95 [8] (0:11.39)	0:22.56 [8] (0:10.97)	0:33.95	-2
4	8	<b>SACRED LEGACY</b> Chris Whiteley	2	66.3 400m	0:11.06 400m	1:24.76 [4] (0:15.12)	1:09.64 [6] (0:11.76)	0:57.88 [6] (0:11.95)	0:45.93 [5] (0:11.70)	0:34.23 [6] (0:11.51)	0:22.72 [6] (0:11.06)	0:34.23	+6
5	10	<b>DECRYPTING GOLD</b> Nathan Thomas	9	64.4 600m	0:11.35 600m	1:25.37 [5] (0:14.89)	1:10.48 [3] (0:11.68)	0:58.80 [2] (0:11.94)	0:46.86 [2] (0:11.63)	0:35.23 [2] (0:11.35)	0:23.88 [1] (0:11.44)	0:35.23	-2
6	9	<b>LET'S RIDE</b> Justin Stanley	4	65.2 Overall	0:11.39 400m	1:25.52 [6] (0:14.67)	1:10.85 [1] (0:11.81)	0:59.04 [1] (0:11.94)	0:47.10 [1] (0:11.70)	0:35.40 [1] (0:11.43)	0:23.97 [2] (0:11.39)	0:35.40	-5
7	12	<b>SEBROSSA</b> Adam Spinks	12	64.3 400m	0:11.44 600m	1:25.79 [7] (0:15.01)	1:10.78 [5] (0:11.78)	0:59.00 [4] (0:11.88)	0:47.12 [4] (0:11.55)	0:35.57 [3] (0:11.44)	0:24.13 [5] (0:11.52)	0:35.57	+1
8	11	<b>DAWN STRIKE</b> Jason Taylor	8	66.0 400m	0:11.29 400m	1:26.18 [8] (0:15.17)	1:11.01 [8] (0:11.89)	0:59.12 [7] (0:12.08)	0:47.04 [8] (0:11.57)	0:35.47 [7] (0:11.38)	0:24.09 [7] (0:11.29)	0:35.47	+1

Scratched: Awe (#3), Private Cheetah (#4), Hezabusybee (#5), Joe's Giggle (#6)

[ ] Ranking at each section and finish  
 -:-:- No data available at this section  
 NA No data available

SCN Saddle cloth number  
 DNF Did not finish  
 DNT Did not track



# Townsville QLD Professional

## Race 8: LADBROKES BET TICKER Class 3 Handicap - 1400m

20 February 2024 - 16:10



Track Rating: Soft 5, Weather: Fine, Rail Position: +5.5m 1000m-W/Post, +2m Remainder

Section				200m				Last 600m	
Field Times				0:11.87				0:34.33	
				(0:11.87)					
Rank	TAB	Horse/Jockey	Barrier	Top Speed [km/h]	Fastest Section	Margin			Distance Travelled [m]
1	1	<b>SEALION</b> Graham Kliese	3	67.2 400m	0:10.99 400m	0:11.87 [1] (0:11.87)	1:24.45		0:34.01
2	2	<b>COUNTER COMMAND</b> Gabrielle Semmens	6	66.2 400m	0:11.17 400m	0:11.92 [2] (0:11.92)	1L		0:34.33 -7
3	7	<b>ALTAR BOY</b> Adam Sewell	5	66.4 400m	0:10.97 400m	0:11.59 [6] (0:11.59)	1.4L		0:33.95 -2
4	8	<b>SACRED LEGACY</b> Chris Whiteley	2	66.3 400m	0:11.06 400m	0:11.66 [5] (0:11.66)	1.6L		0:34.23 +6
5	10	<b>DECRYPTING GOLD</b> Nathan Thomas	9	64.4 600m	0:11.35 600m	0:12.44 [3] (0:12.44)	5.1L		0:35.23 -2
6	9	<b>LET'S RIDE</b> Justin Stanley	4	65.2 Overall	0:11.39 400m	0:12.58 [4] (0:12.58)	5.9L		0:35.40 -5
7	12	<b>SEBROSSA</b> Adam Spinks	12	64.3 400m	0:11.44 600m	0:12.61 [7] (0:12.61)	7.4L		0:35.57 +1
8	11	<b>DAWN STRIKE</b> Jason Taylor	8	66.0 400m	0:11.29 400m	0:12.80 [8] (0:12.80)	9.7L		0:35.47 +1

Scratched: Awe (#3), Private Cheetah (#4), Hezabusybee (#5), Joe's Giggle (#6)

[ ] Ranking at each section and finish  
 -:-:- No data available at this section  
 NA No data available

SCN Saddle cloth number  
 DNF Did not finish  
 DNT Did not track



Horse/Jockey Name	Sealion
Final Rank	1
Fastest Section Time (Section)	0:10.99 (400m)
Top Speed [km/h] (Section)	67.2 (400m)
Race State	Finished



### Townsville QLD Professional

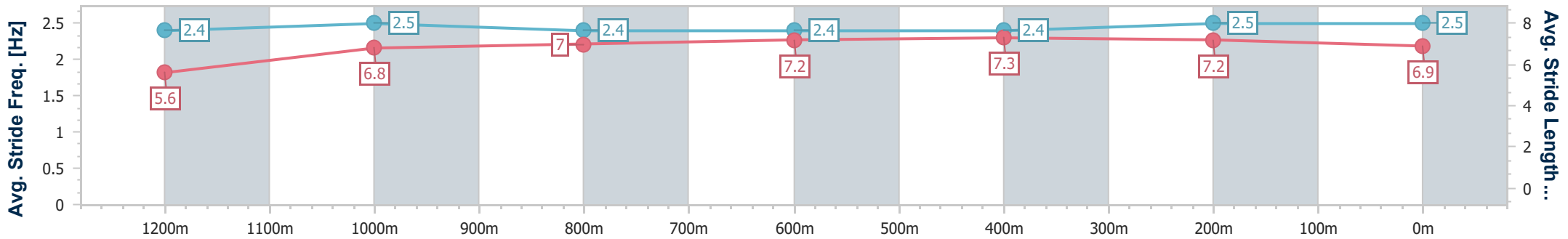
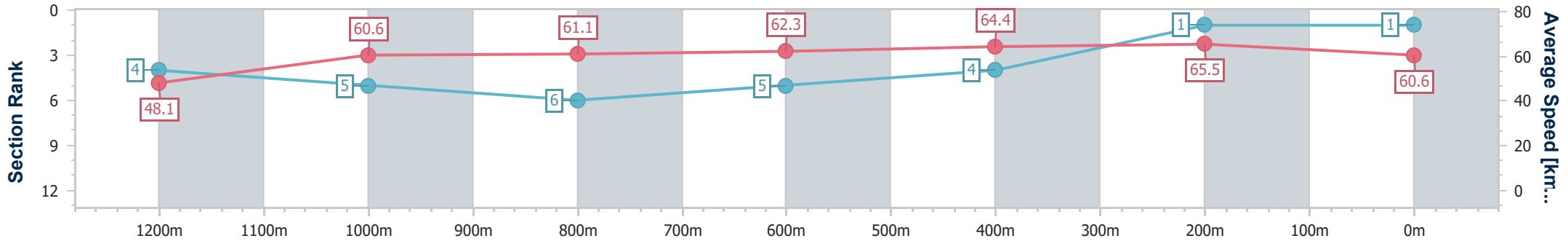
Race 8: LADBROKES BET TICKER Class 3 Handicap - 1400m

20 February 2024 - 16:10

Track Rating: Soft 5, Weather: Fine, Rail Position: +5.5m 1000m-  
W/Post, +2m Remainder



Section	Overall	1200m	1000m	800m	600m	400m	200m
Section Times	1:24.45 [1] (0:14.97)	1:09.48 [4] (0:11.91)	0:57.57 [5] (0:11.96)	0:45.61 [6] (0:11.60)	0:34.01 [5] (0:11.15)	0:22.86 [4] (0:10.99)	0:11.87 [1] (0:11.87)
Average Speed [km/h]	48.1	60.6	61.1	62.3	64.4	65.5	60.6
Top Speed [km/h]	62.2	62.6	61.8	63.0	66.3	67.2	64.1
Avg. Dist. to Rail [m]	6.5	3.4	3.1	0.9	0.8	1.4	2.9
Avg. Stride Freq. [Hz]	2.4	2.5	2.4	2.4	2.4	2.5	2.5
Avg. Stride Length [m]	5.6	6.8	7.0	7.2	7.3	7.2	6.9



- [ ] Ranking at each section and finish
- .-.- No data available at this section
- NA No data available



Horse/Jockey Name	Counter Command
Final Rank	2
Fastest Section Time (Section)	0:11.17 (400m)
Top Speed [km/h] (Section)	66.2 (400m)
Race State	Finished



### Townsville QLD Professional

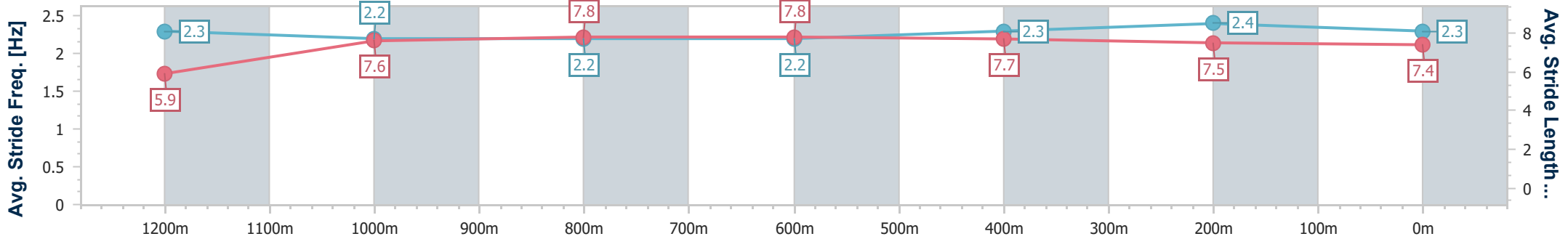
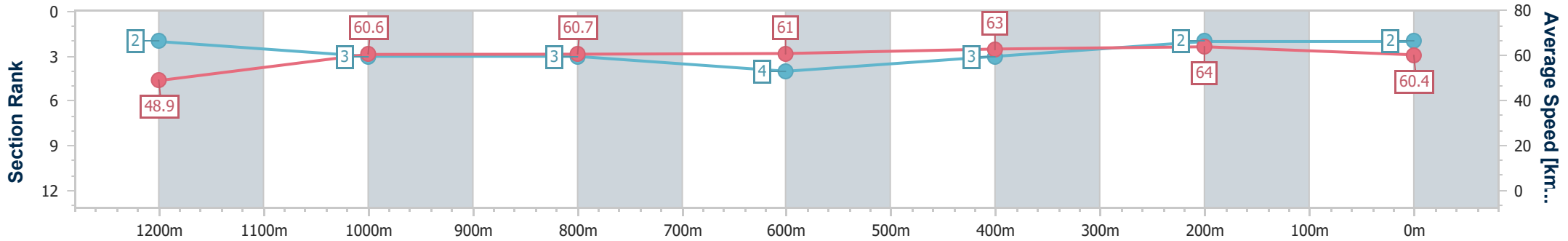
Race 8: LADBROKES BET TICKER Class 3 Handicap - 1400m

20 February 2024 - 16:10

Track Rating: Soft 5, Weather: Fine, Rail Position: +5.5m 1000m-  
W/Post, +2m Remainder



Section	Overall	1200m	1000m	800m	600m	400m	200m
Section Times	1:24.65 [2] (0:14.76)	1:09.89 [2] (0:11.89)	0:58.00 [3] (0:11.95)	0:46.05 [3] (0:11.72)	0:34.33 [4] (0:11.24)	0:23.09 [3] (0:11.17)	0:11.92 [2] (0:11.92)
Average Speed [km/h]	48.9	60.6	60.7	61.0	63.0	64.0	60.4
Top Speed [km/h]	61.7	61.5	61.6	61.9	65.0	66.2	62.9
Avg. Dist. to Rail [m]	7.9	2.5	1.4	1.1	3.6	1.8	2.3
Avg. Stride Freq. [Hz]	2.3	2.2	2.2	2.2	2.3	2.4	2.3
Avg. Stride Length [m]	5.9	7.6	7.8	7.8	7.7	7.5	7.4



- [ ] Ranking at each section and finish
- .-.- No data available at this section
- NA No data available



Horse/Jockey Name	Altar Boy
Final Rank	3
Fastest Section Time (Section)	0:10.97 (400m)
Top Speed [km/h] (Section)	66.4 (400m)
Race State	Finished



### Townsville QLD Professional

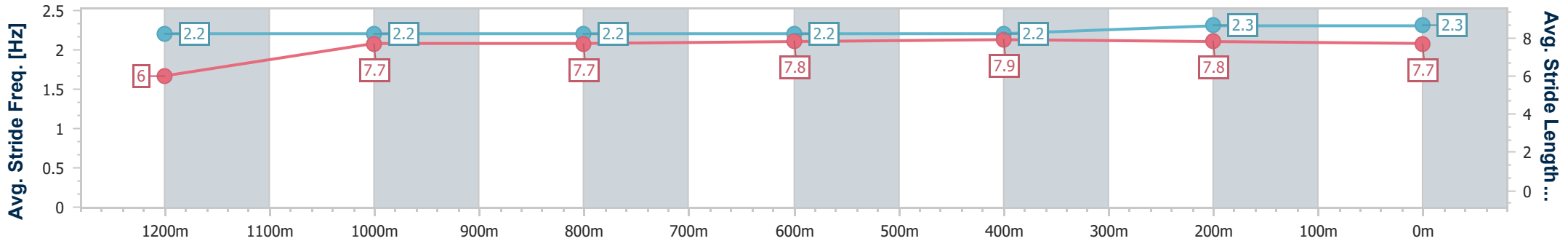
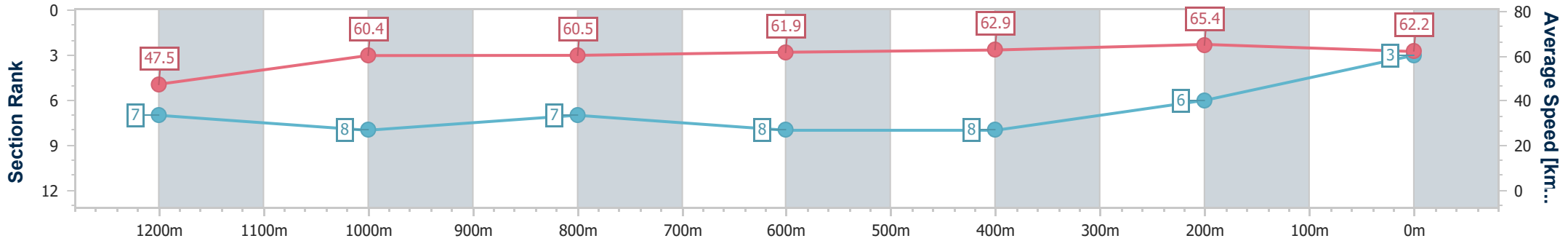
Race 8: LADBROKES BET TICKER Class 3 Handicap - 1400m

20 February 2024 - 16:10

Track Rating: Soft 5, Weather: Fine, Rail Position: +5.5m 1000m-  
W/Post, +2m Remainder



Section	Overall	1200m	1000m	800m	600m	400m	200m
Section Times	1:24.73 [3] (0:15.15)	1:09.58 [7] (0:11.94)	0:57.64 [8] (0:12.03)	0:45.61 [7] (0:11.66)	0:33.95 [8] (0:11.39)	0:22.56 [8] (0:10.97)	0:11.59 [6] (0:11.59)
Average Speed [km/h]	47.5	60.4	60.5	61.9	62.9	65.4	62.2
Top Speed [km/h]	62.3	61.5	62.2	63.2	64.3	66.4	65.4
Avg. Dist. to Rail [m]	7.3	2.0	2.0	0.8	1.0	1.0	2.7
Avg. Stride Freq. [Hz]	2.2	2.2	2.2	2.2	2.2	2.3	2.3
Avg. Stride Length [m]	6.0	7.7	7.7	7.8	7.9	7.8	7.7



- [ ] Ranking at each section and finish
- .-.- No data available at this section
- NA No data available





Horse/Jockey Name	Sacred Legacy
Final Rank	4
Fastest Section Time (Section)	0:11.06 (400m)
Top Speed [km/h] (Section)	66.3 (400m)
Race State	Finished



### Townsville QLD Professional

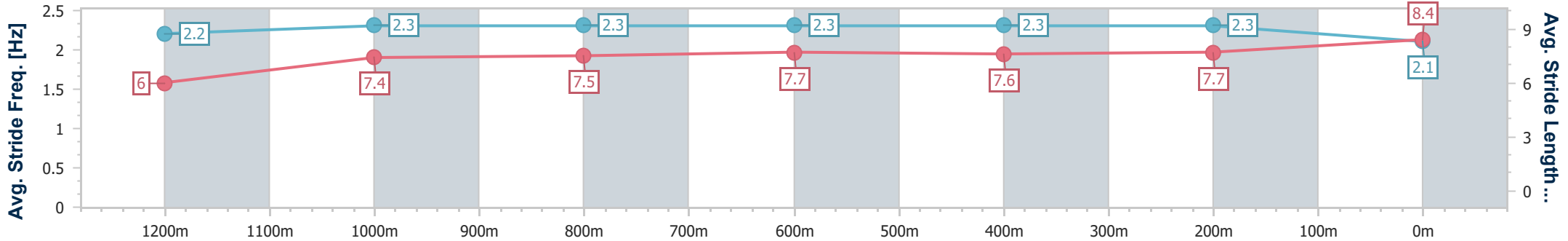
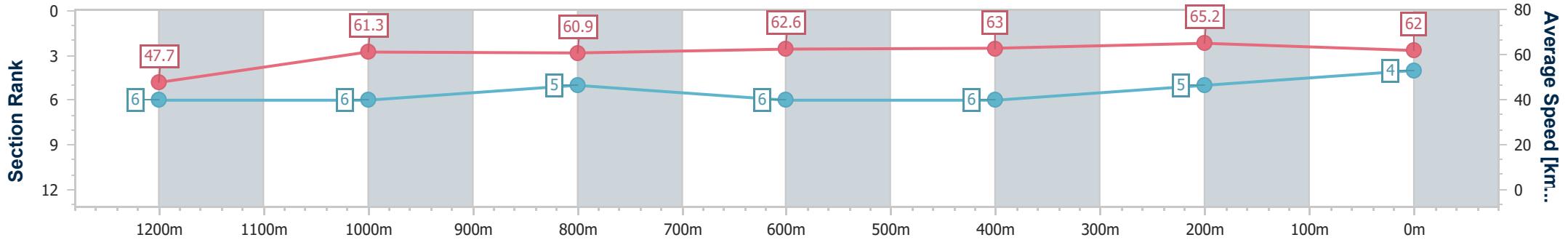
Race 8: LADBROKES BET TICKER Class 3 Handicap - 1400m

20 February 2024 - 16:10

Track Rating: Soft 5, Weather: Fine, Rail Position: +5.5m 1000m-  
W/Post, +2m Remainder



Section	Overall	1200m	1000m	800m	600m	400m	200m
Section Times	1:24.76 [4] (0:15.12)	1:09.64 [6] (0:11.76)	0:57.88 [6] (0:11.95)	0:45.93 [5] (0:11.70)	0:34.23 [6] (0:11.51)	0:22.72 [6] (0:11.06)	0:11.66 [5] (0:11.66)
Average Speed [km/h]	47.7	61.3	60.9	62.6	63.0	65.2	62.0
Top Speed [km/h]	63.1	63.0	62.7	63.4	65.0	66.3	64.0
Avg. Dist. to Rail [m]	5.6	1.8	3.2	3.0	1.8	2.3	5.6
Avg. Stride Freq. [Hz]	2.2	2.3	2.3	2.3	2.3	2.3	2.1
Avg. Stride Length [m]	6.0	7.4	7.5	7.7	7.6	7.7	8.4



- [ ] Ranking at each section and finish
- .-.- No data available at this section
- NA No data available



Horse/Jockey Name	Decrypting Gold
Final Rank	5
Fastest Section Time (Section)	0:11.35 (600m)
Top Speed [km/h] (Section)	64.4 (600m)
Race State	Finished



### Townsville QLD Professional

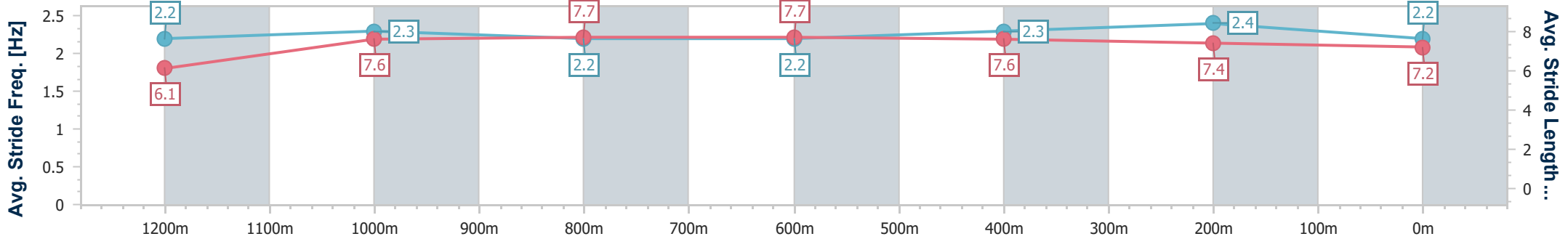
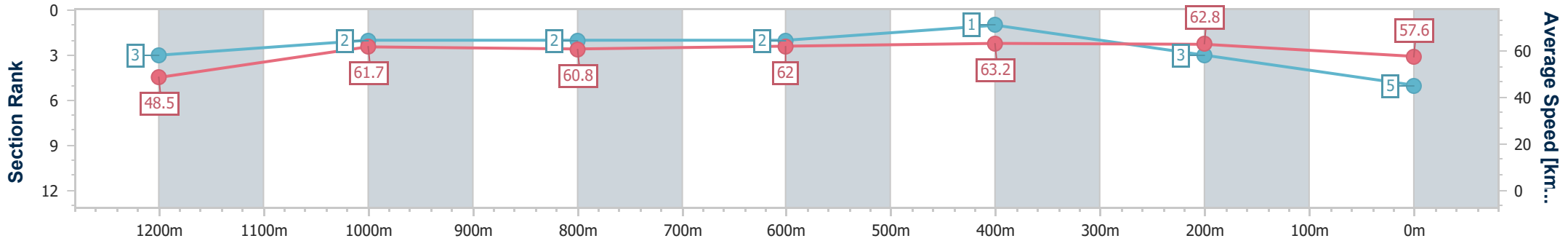
Race 8: LADBROKES BET TICKER Class 3 Handicap - 1400m

20 February 2024 - 16:10

Track Rating: Soft 5, Weather: Fine, Rail Position: +5.5m 1000m-  
W/Post, +2m Remainder



Section	Overall	1200m	1000m	800m	600m	400m	200m
Section Times	1:25.37 [5] (0:14.89)	1:10.48 [3] (0:11.68)	0:58.80 [2] (0:11.94)	0:46.86 [2] (0:11.63)	0:35.23 [2] (0:11.35)	0:23.88 [1] (0:11.44)	0:12.44 [3] (0:12.44)
Average Speed [km/h]	48.5	61.7	60.8	62.0	63.2	62.8	57.6
Top Speed [km/h]	63.8	63.5	61.9	62.6	64.4	64.3	61.6
Avg. Dist. to Rail [m]	9.0	2.9	2.2	0.7	1.1	1.3	0.9
Avg. Stride Freq. [Hz]	2.2	2.3	2.2	2.2	2.3	2.4	2.2
Avg. Stride Length [m]	6.1	7.6	7.7	7.7	7.6	7.4	7.2



- [ ] Ranking at each section and finish
- .-.- No data available at this section
- NA No data available



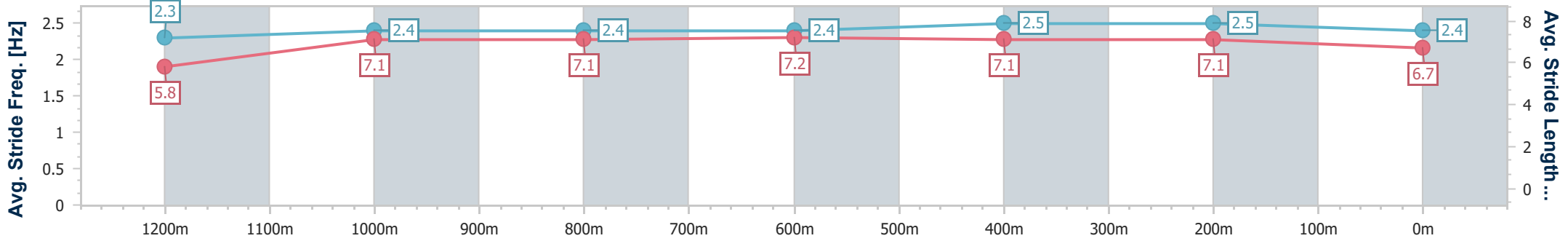
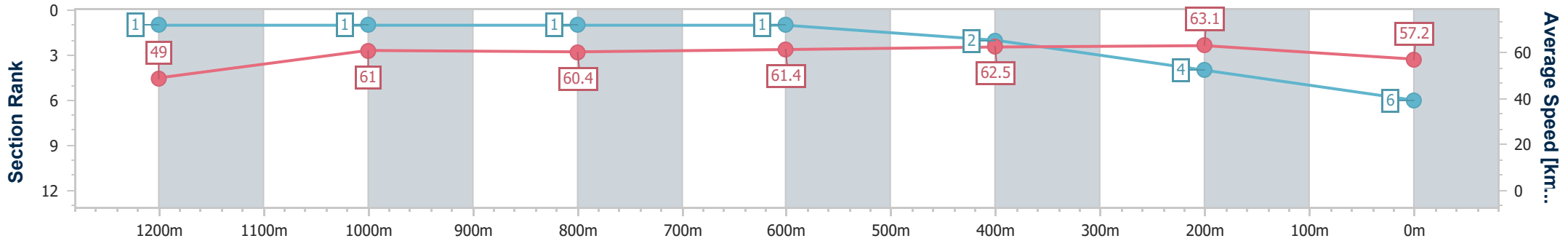
Horse/Jockey Name	Let's Ride
Final Rank	6
Fastest Section Time (Section)	0:11.39 (400m)
Top Speed [km/h] (Section)	65.2 (Overall)
Race State	Finished



Townsville QLD Professional  
 Race 8: LADBROKES BET TICKER Class 3 Handicap - 1400m  
 20 February 2024 - 16:10  
 Track Rating: Soft 5, Weather: Fine, Rail Position: +5.5m 1000m-  
 W/Post, +2m Remainder



Section	Overall	1200m	1000m	800m	600m	400m	200m
Section Times	1:25.52 [6] (0:14.67)	1:10.85 [1] (0:11.81)	0:59.04 [1] (0:11.94)	0:47.10 [1] (0:11.70)	0:35.40 [1] (0:11.43)	0:23.97 [2] (0:11.39)	0:12.58 [4] (0:12.58)
Average Speed [km/h]	49.0	61.0	60.4	61.4	62.5	63.1	57.2
Top Speed [km/h]	65.2	63.3	61.9	62.5	64.2	64.5	61.5
Avg. Dist. to Rail [m]	4.7	1.2	0.9	0.8	1.6	1.4	0.3
Avg. Stride Freq. [Hz]	2.3	2.4	2.4	2.4	2.5	2.5	2.4
Avg. Stride Length [m]	5.8	7.1	7.1	7.2	7.1	7.1	6.7



- [ ] Ranking at each section and finish
- .-.- No data available at this section
- NA No data available



Horse/Jockey Name	Sebrossa
Final Rank	7
Fastest Section Time (Section)	0:11.44 (600m)
Top Speed [km/h] (Section)	64.3 (400m)
Race State	Finished



### Townsville QLD Professional

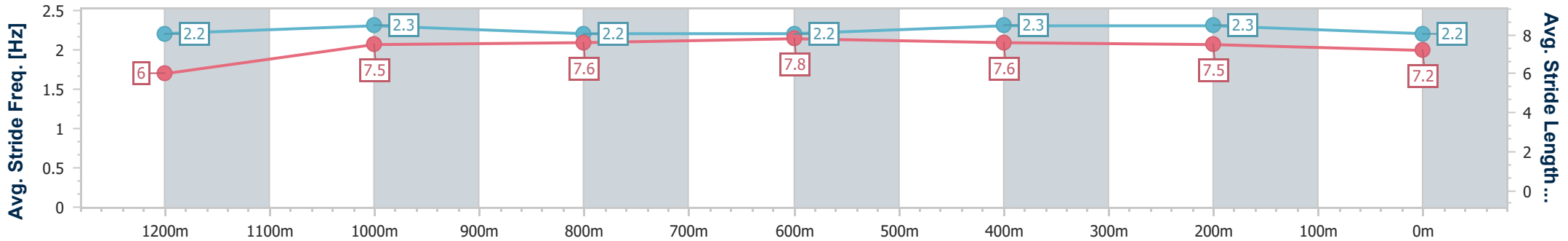
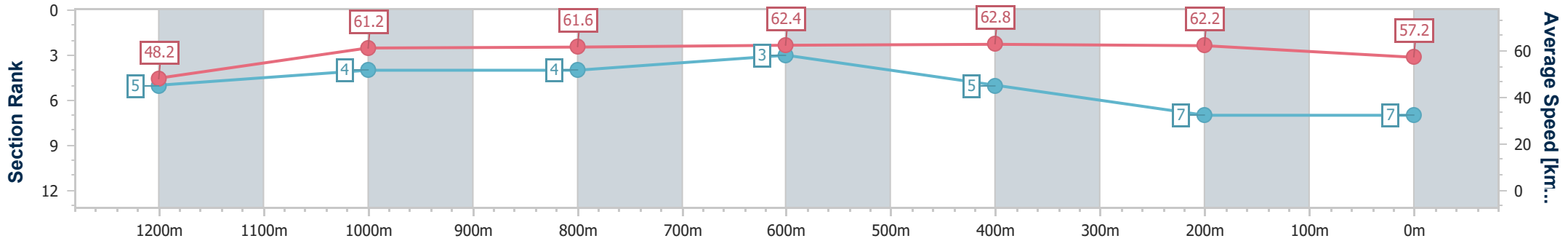
Race 8: LADBROKES BET TICKER Class 3 Handicap - 1400m

20 February 2024 - 16:10

Track Rating: Soft 5, Weather: Fine, Rail Position: +5.5m 1000m-  
W/Post, +2m Remainder



Section	Overall	1200m	1000m	800m	600m	400m	200m
Section Times	1:25.79 [7] (0:15.01)	1:10.78 [5] (0:11.78)	0:59.00 [4] (0:11.88)	0:47.12 [4] (0:11.55)	0:35.57 [3] (0:11.44)	0:24.13 [5] (0:11.52)	0:12.61 [7] (0:12.61)
Average Speed [km/h]	48.2	61.2	61.6	62.4	62.8	62.2	57.2
Top Speed [km/h]	61.2	62.6	62.7	63.1	63.3	64.3	61.3
Avg. Dist. to Rail [m]	10.1	4.2	3.1	0.8	0.7	0.9	2.1
Avg. Stride Freq. [Hz]	2.2	2.3	2.2	2.2	2.3	2.3	2.2
Avg. Stride Length [m]	6.0	7.5	7.6	7.8	7.6	7.5	7.2



- [ ] Ranking at each section and finish
- .-.- No data available at this section
- NA No data available



Horse/Jockey Name	Dawn Strike
Final Rank	8
Fastest Section Time (Section)	0:11.29 (400m)
Top Speed [km/h] (Section)	66.0 (400m)
Race State	Finished



Townsville QLD Professional

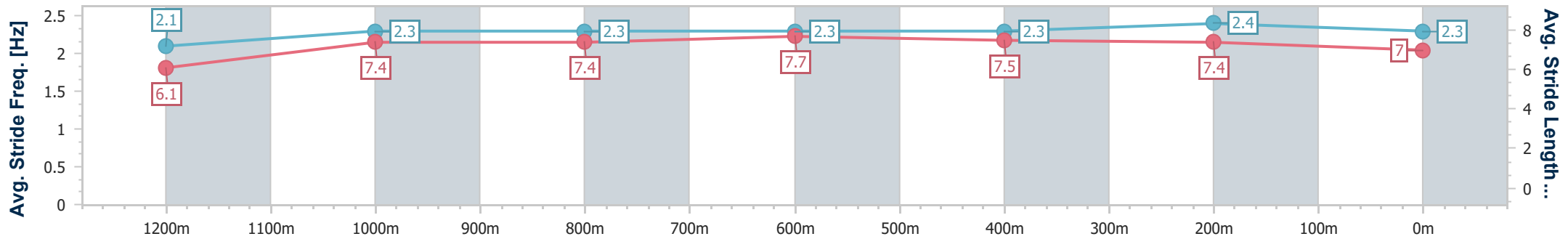
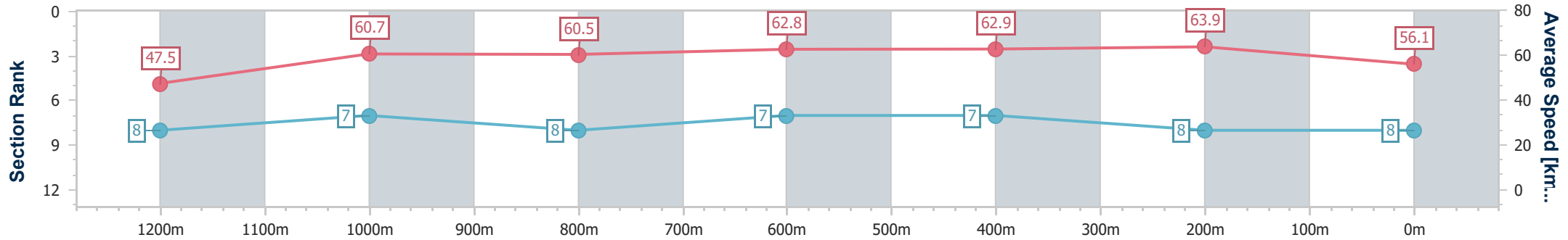
Race 8: LADBROKES BET TICKER Class 3 Handicap - 1400m

20 February 2024 - 16:10

Track Rating: Soft 5, Weather: Fine, Rail Position: +5.5m 1000m-  
W/Post, +2m Remainder



Section	Overall	1200m	1000m	800m	600m	400m	200m
Section Times	1:26.18 [8] (0:15.17)	1:11.01 [8] (0:11.89)	0:59.12 [7] (0:12.08)	0:47.04 [8] (0:11.57)	0:35.47 [7] (0:11.38)	0:24.09 [7] (0:11.29)	0:12.80 [8] (0:12.80)
Average Speed [km/h]	47.5	60.7	60.5	62.8	62.9	63.9	56.1
Top Speed [km/h]	63.0	62.8	61.9	64.1	63.9	66.0	61.8
Avg. Dist. to Rail [m]	8.6	3.9	3.3	1.3	0.6	1.3	3.6
Avg. Stride Freq. [Hz]	2.1	2.3	2.3	2.3	2.3	2.4	2.3
Avg. Stride Length [m]	6.1	7.4	7.4	7.7	7.5	7.4	7.0



- [ ] Ranking at each section and finish
- .-.- No data available at this section
- NA No data available



# Townsville QLD Professional

## Race 9: PROSECCO HOUR MARCH 5TH @ CLUDEN PARK Class 6 Plate - 1200m



20 February 2024 - 16:50

Track Rating: Soft 5, Weather: Fine, Rail Position: +5.5m 1000-W/Post; +2.0m Remainder

Section		Overall	1000m	800m	600m	400m	200m	Last 600m					
Field Times		1:09.22 (0:13.61)	0:55.61 (0:10.41)	0:45.20 (0:10.27)	0:34.93 (0:10.96)	0:23.97 (0:11.55)	0:12.42 (0:12.42)	0:34.93					
Rank	TAB Horse/Jockey	Barrier	Top Speed [km/h]	Fastest Section						Margin	Distance Travelled [m]		
1	2 OCEAN EMPEROR Gabrielle Semmens	7	69.9 800m	0:10.39 800m	1:09.22 [1] (0:13.92)	0:55.30 [5] (0:10.87)	0:44.43 [4] (0:10.39)	0:34.04 [3] (0:10.62)	0:23.42 [3] (0:11.24)	0:12.18 [2] (0:12.18)	1:09.22	0:34.04	
2	3 DEMON AWARD Ashley Butler	4	72.2 1000m	0:10.27 800m	1:09.40 [2] (0:13.67)	0:55.73 [2] (0:10.35)	0:45.38 [1] (0:10.27)	0:35.11 [1] (0:10.96)	0:24.15 [1] (0:11.55)	0:12.60 [1] (0:12.60)	1L	0:35.11	-4
3	5 FOCUS Ryan Wiggins	5	69.1 1000m	0:10.60 600m	1:09.50 [3] (0:13.83)	0:55.67 [4] (0:10.97)	0:44.70 [5] (0:10.72)	0:33.98 [6] (0:10.60)	0:23.38 [4] (0:11.14)	0:12.24 [4] (0:12.24)	1.5L	0:33.98	+1
4	11 RAZMENT Nathan Thomas	11	69.5 1000m	0:10.66 800m	1:10.00 [4] (0:14.31)	0:55.69 [9] (0:10.76)	0:44.93 [8] (0:10.66)	0:34.27 [8] (0:10.71)	0:23.56 [7] (0:11.04)	0:12.52 [6] (0:12.52)	4.3L	0:34.27	-1
5	10 COOLMEANS Adam Spinks	8	67.8 800m	0:10.64 800m	1:10.08 [5] (0:14.30)	0:55.78 [8] (0:10.95)	0:44.83 [9] (0:10.64)	0:34.19 [9] (0:10.85)	0:23.34 [9] (0:11.10)	0:12.24 [9] (0:12.24)	4.7L	0:34.19	-1
6	1 LIGHTHORSE LAD Denicious Smith	12	68.6 1000m	0:10.62 800m	1:10.14 [6] (0:14.56)	0:55.58 [11] (0:10.73)	0:44.85 [10] (0:10.62)	0:34.23 [10] (0:10.91)	0:23.32 [10] (0:11.35)	0:11.97 [10] (0:11.97)	5L	0:34.23	-1
7	4 DOLLSON Scott Sheargold	9	68.8 800m	0:10.60 800m	1:10.31 [7] (0:14.14)	0:56.17 [7] (0:10.86)	0:45.31 [7] (0:10.60)	0:34.71 [7] (0:10.89)	0:23.82 [8] (0:11.27)	0:12.55 [8] (0:12.55)	6L	0:34.71	-9
8	12 WANNA TWEET Chris Whiteley	3	68.4 Overall	0:10.71 800m	1:10.34 [8] (0:13.61)	0:56.73 [1] (0:10.87)	0:45.86 [3] (0:10.71)	0:35.15 [4] (0:10.94)	0:24.21 [5] (0:11.29)	0:12.92 [5] (0:12.92)	6.1L	0:35.15	-5
9	9 BREAKWATER BOY Graham Kliese	1	70.2 1000m	0:10.31 800m	1:10.79 [9] (0:13.67)	0:57.12 [3] (0:10.36)	0:46.76 [2] (0:10.31)	0:36.45 [2] (0:10.93)	0:25.52 [2] (0:11.87)	0:13.65 [3] (0:13.65)	8.6L	0:36.45	-10
10	7 TOTO Justin Stanley	2	68.0 800m	0:10.64 800m	1:11.50 [10] (0:13.93)	0:57.57 [6] (0:10.89)	0:46.68 [6] (0:10.64)	0:36.04 [5] (0:10.77)	0:25.27 [6] (0:11.43)	0:13.84 [7] (0:13.84)	12.6L	0:36.04	-10



**Townsville QLD Professional**  
**Race 9: PROSECCO HOUR MARCH 5TH @ CLUDEN PARK Class 6 Plate**  
**- 1200m**

20 February 2024 - 16:50



Track Rating: Soft 5, Weather: Fine, Rail Position: +5.5m 1000-W/Post; +2.0m Remainder

Section	Overall	1000m	800m	600m	400m	200m	Last 600m
Field Times	1:09.22 (0:13.61)	0:55.61 (0:10.41)	0:45.20 (0:10.27)	0:34.93 (0:10.96)	0:23.97 (0:11.55)	0:12.42 (0:12.42)	0:34.93

Rank	TAB	Horse/Jockey	Barrier	Top Speed [km/h]	Fastest Section	Overall	1000m	800m	600m	400m	200m	Margin	Distance Travelled [m]
11	8	<b>BRAVIO</b> Adam Sewell	6	67.0 800m	0:10.63 800m	1:12.01 [11] (0:14.37)	0:57.64 [10] (0:10.95)	0:46.69 [11] (0:10.63)	0:36.06 [11] (0:11.05)	0:25.01 [11] (0:11.73)	0:13.28 [11] (0:13.28)	15.4L	0:36.06 -10
12	6	<b>GAIUS JULIUS</b> Jason Taylor	10	66.4 800m	0:11.02 800m	1:14.20 [12] (0:14.69)	0:59.51 [12] (0:11.33)	0:48.18 [12] (0:11.02)	0:37.16 [12] (0:11.49)	0:25.67 [12] (0:12.08)	0:13.59 [12] (0:13.59)	28.2L	0:37.16 -3

[ ] Ranking at each section and finish  
 -:-:-:- No data available at this section  
 NA No data available

SCN Saddle cloth number  
 DNF Did not finish  
 DNT Did not track



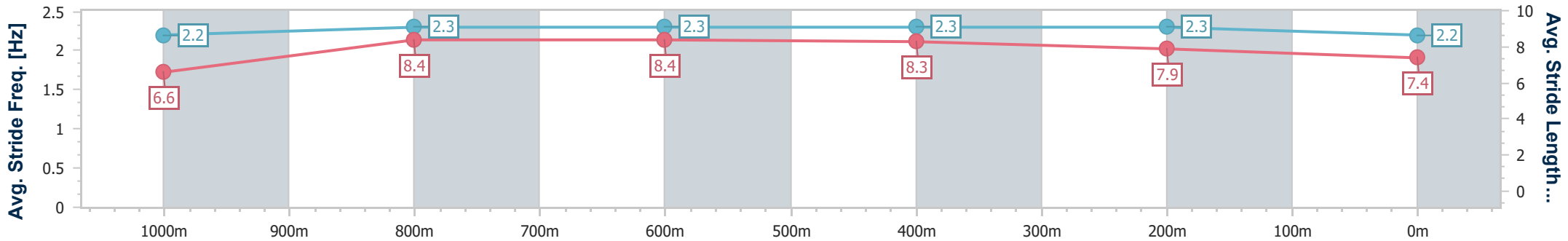
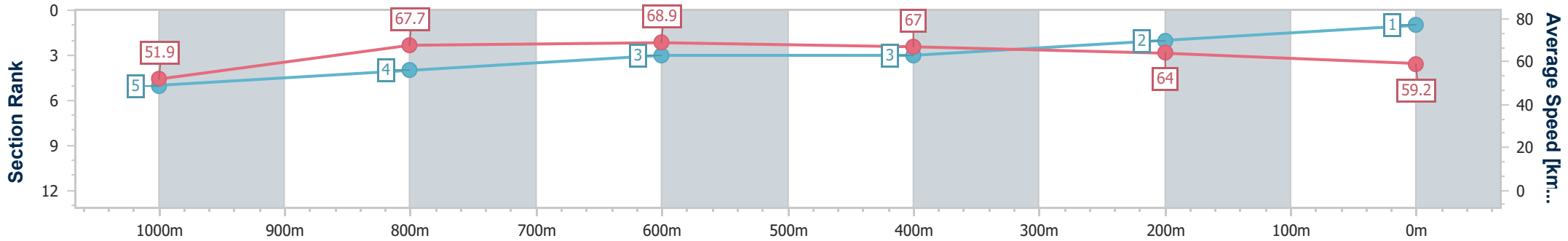
Horse/Jockey Name	Ocean Emperor
Final Rank	1
Fastest Section Time (Section)	0:10.39 (800m)
Top Speed [km/h] (Section)	69.9 (800m)
Race State	Finished



Townsville QLD Professional  
 Race 9: PROSECCO HOUR MARCH 5TH @ CLUDEN PARK  
 Class 6 Plate - 1200m  
 20 February 2024 - 16:50  
 Track Rating: Soft 5, Weather: Fine, Rail Position: +5.5m 1000-  
 W/Post; +2.0m Remainder



Section	Overall	1000m	800m	600m	400m	200m							
Section Times	1:09.22 [1] (0:13.92)	0:55.30 [5] (0:10.87)	0:44.43 [4] (0:10.39)	0:34.04 [3] (0:10.62)	0:23.42 [3] (0:11.24)	0:12.18 [2] (0:12.18)							
Average Speed [km/h]	51.9	67.7	68.9	67.0	64.0	59.2							
Top Speed [km/h]	66.1	69.0	69.9	68.8	65.2	62.2							
Avg. Dist. to Rail [m]	9.0	3.6	1.5	2.7	1.6	2.4							
Avg. Stride Freq. [Hz]	2.2	2.3	2.3	2.3	2.3	2.2							
Avg. Stride Length [m]	6.6	8.4	8.4	8.3	7.9	7.4							



- [ ] Ranking at each section and finish
- .-.- No data available at this section
- NA No data available





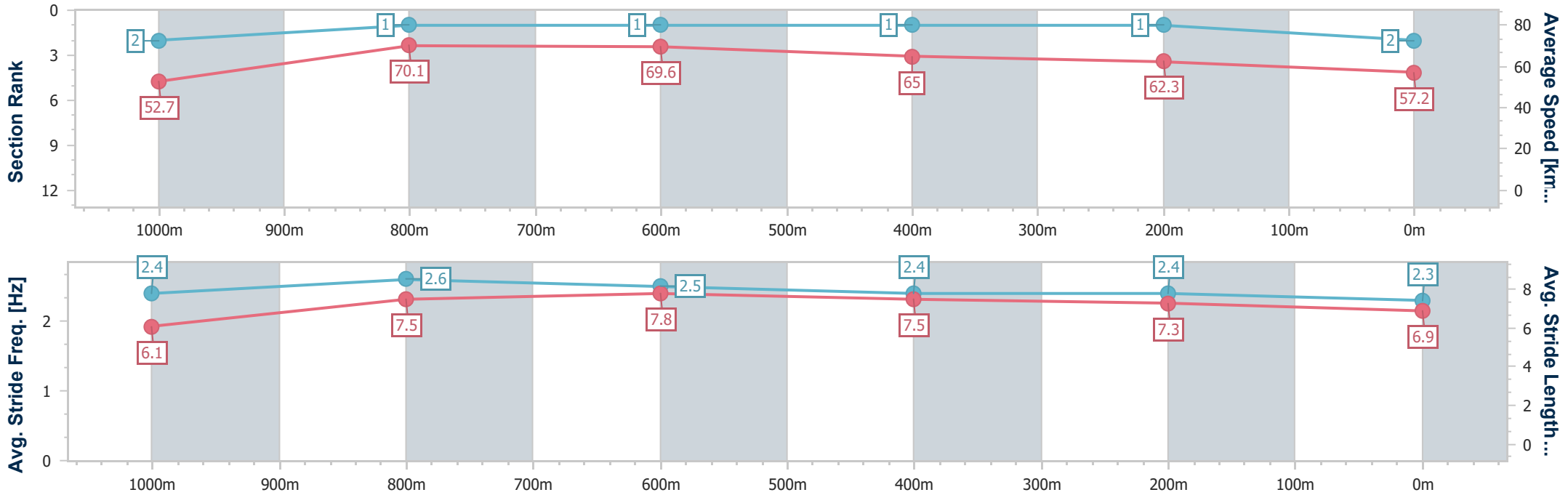
Horse/Jockey Name	Demon Award
Final Rank	2
Fastest Section Time (Section)	0:10.27 (800m)
Top Speed [km/h] (Section)	72.2 (1000m)
Race State	Finished



Townsville QLD Professional  
 Race 9: PROSECCO HOUR MARCH 5TH @ CLUDEN PARK  
 Class 6 Plate - 1200m  
 20 February 2024 - 16:50  
 Track Rating: Soft 5, Weather: Fine, Rail Position: +5.5m 1000-  
 W/Post; +2.0m Remainder



Section	Overall	1000m	800m	600m	400m	200m								
Section Times	1:09.40 [2] (0:13.67)	0:55.73 [2] (0:10.35)	0:45.38 [1] (0:10.27)	0:35.11 [1] (0:10.96)	0:24.15 [1] (0:11.55)	0:12.60 [1] (0:12.60)								
Average Speed [km/h]	52.7	70.1	69.6	65.0	62.3	57.2								
Top Speed [km/h]	70.3	72.2	71.1	68.0	64.2	60.3								
Avg. Dist. to Rail [m]	5.7	1.8	2.0	1.7	0.7	0.9								
Avg. Stride Freq. [Hz]	2.4	2.6	2.5	2.4	2.4	2.3								
Avg. Stride Length [m]	6.1	7.5	7.8	7.5	7.3	6.9								



- [ ] Ranking at each section and finish
- .-.- No data available at this section
- NA No data available



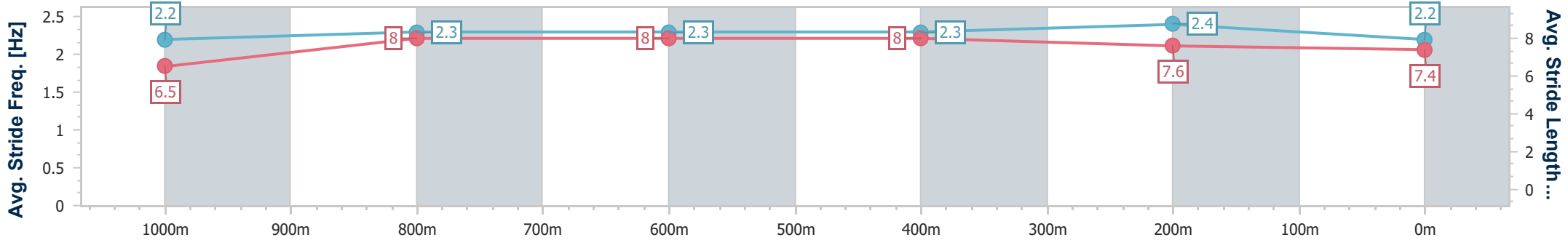
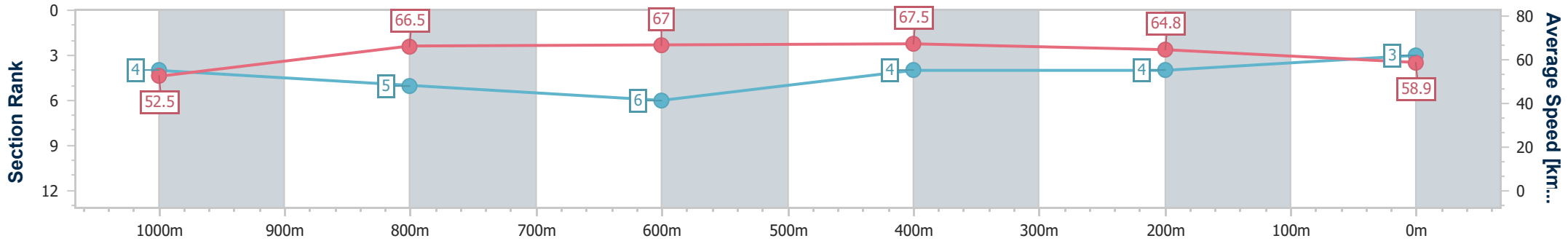
Horse/Jockey Name	Focus
Final Rank	3
Fastest Section Time (Section)	0:10.60 (600m)
Top Speed [km/h] (Section)	69.1 (1000m)
Race State	Finished



**Townsville QLD Professional**  
**Race 9: PROSECCO HOUR MARCH 5TH @ CLUDEN PARK**  
**Class 6 Plate - 1200m**  
**20 February 2024 - 16:50**  
**Track Rating: Soft 5, Weather: Fine, Rail Position: +5.5m 1000-  
W/Post; +2.0m Remainder**



Section	Overall	1000m	800m	600m	400m	200m								
Section Times	1:09.50 [3] (0:13.83)	0:55.67 [4] (0:10.97)	0:44.70 [5] (0:10.72)	0:33.98 [6] (0:10.60)	0:23.38 [4] (0:11.14)	0:12.24 [4]								
Average Speed [km/h]	52.5	66.5	67.0	67.5	64.8	58.9								
Top Speed [km/h]	66.1	69.1	68.6	69.1	66.7	62.6								
Avg. Dist. to Rail [m]	7.1	3.4	1.3	1.4	2.1	3.5								
Avg. Stride Freq. [Hz]	2.2	2.3	2.3	2.3	2.4	2.2								
Avg. Stride Length [m]	6.5	8.0	8.0	8.0	7.6	7.4								



- [ ] Ranking at each section and finish
- .-.- No data available at this section
- NA No data available



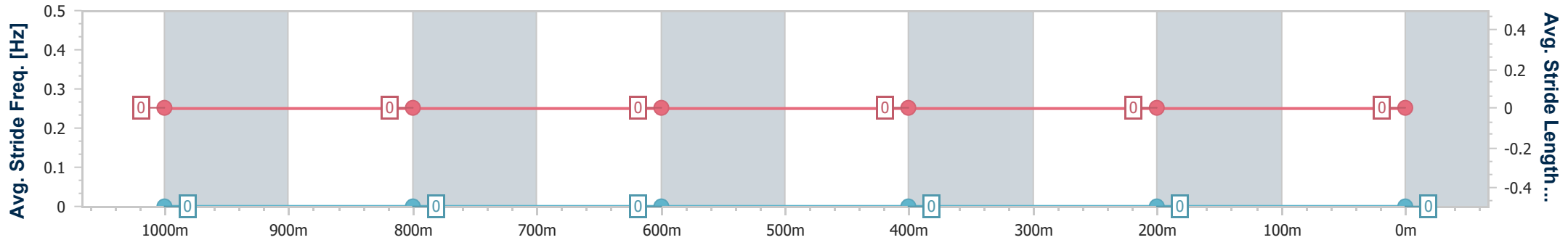
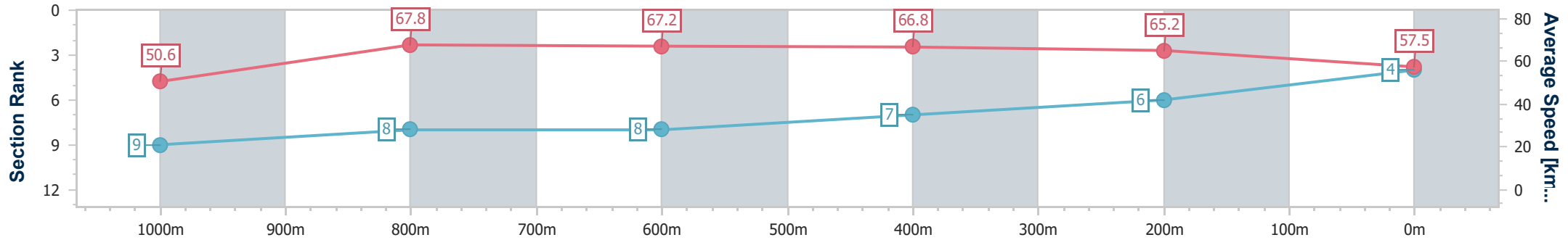
Horse/Jockey Name	Razment
Final Rank	4
Fastest Section Time (Section)	0:10.66 (800m)
Top Speed [km/h] (Section)	69.5 (1000m)
Race State	Finished



Townsville QLD Professional  
 Race 9: PROSECCO HOUR MARCH 5TH @ CLUDEN PARK  
 Class 6 Plate - 1200m  
 20 February 2024 - 16:50  
 Track Rating: Soft 5, Weather: Fine, Rail Position: +5.5m 1000-  
 W/Post; +2.0m Remainder



Section	Overall	1000m	800m	600m	400m	200m								
Section Times	1:10.00 [4] (0:14.31)	0:55.69 [9] (0:10.76)	0:44.93 [8] (0:10.66)	0:34.27 [8] (0:10.71)	0:23.56 [7] (0:11.04)	0:12.52 [6]								
Average Speed [km/h]	50.6	67.8	67.2	66.8	65.2	57.5								
Top Speed [km/h]	66.8	69.5	69.1	67.6	66.4	62.7								
Avg. Dist. to Rail [m]	9.4	2.9	1.4	1.6	1.7	4.1								
Avg. Stride Freq. [Hz]	--	--	--	--	--	--								
Avg. Stride Length [m]	--	--	--	--	--	--								



- [ ] Ranking at each section and finish
- No data available at this section
- NA No data available



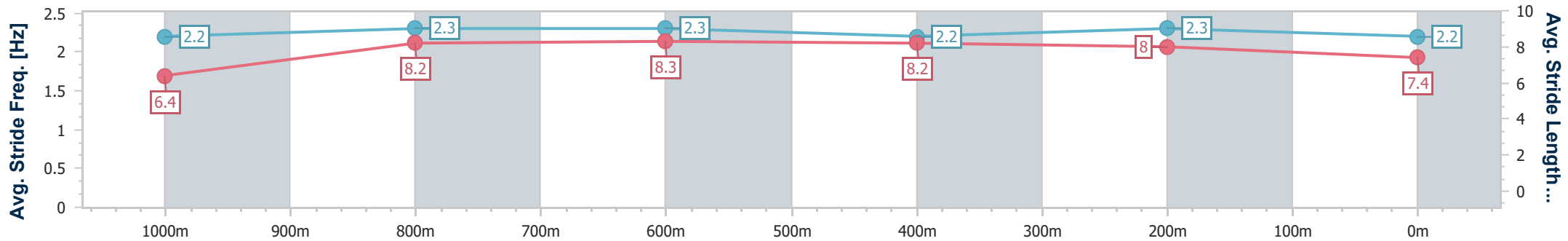
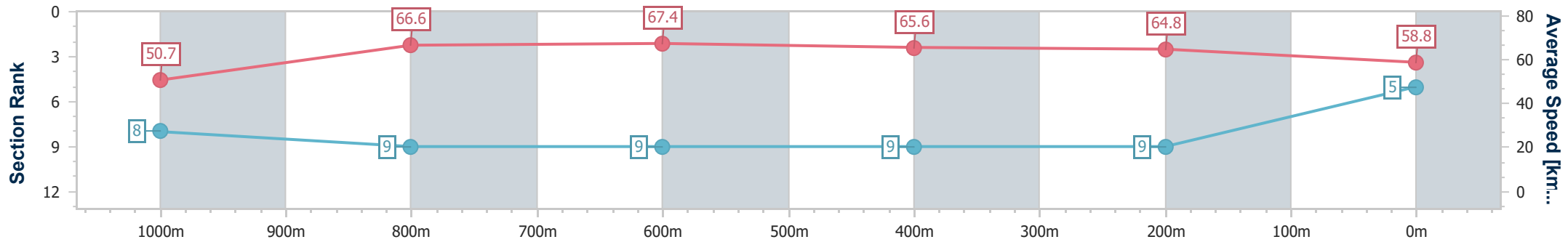
Horse/Jockey Name	Coolmeans
Final Rank	5
Fastest Section Time (Section)	0:10.64 (800m)
Top Speed [km/h] (Section)	67.8 (800m)
Race State	Finished



**Townsville QLD Professional**  
**Race 9: PROSECCO HOUR MARCH 5TH @ CLUDEN PARK**  
**Class 6 Plate - 1200m**  
**20 February 2024 - 16:50**  
**Track Rating: Soft 5, Weather: Fine, Rail Position: +5.5m 1000-  
W/Post; +2.0m Remainder**



Section	Overall	1000m	800m	600m	400m	200m								
Section Times	1:10.08 [5] (0:14.30)	0:55.78 [8] (0:10.95)	0:44.83 [9] (0:10.64)	0:34.19 [9] (0:10.85)	0:23.34 [9] (0:11.10)	0:12.24 [9] (0:12.24)								
Average Speed [km/h]	50.7	66.6	67.4	65.6	64.8	58.8								
Top Speed [km/h]	66.1	67.3	67.8	66.1	65.8	64.4								
Avg. Dist. to Rail [m]	7.4	2.7	1.5	2.4	1.7	4.1								
Avg. Stride Freq. [Hz]	2.2	2.3	2.3	2.2	2.3	2.2								
Avg. Stride Length [m]	6.4	8.2	8.3	8.2	8.0	7.4								



- [ ] Ranking at each section and finish
- .-.- No data available at this section
- NA No data available



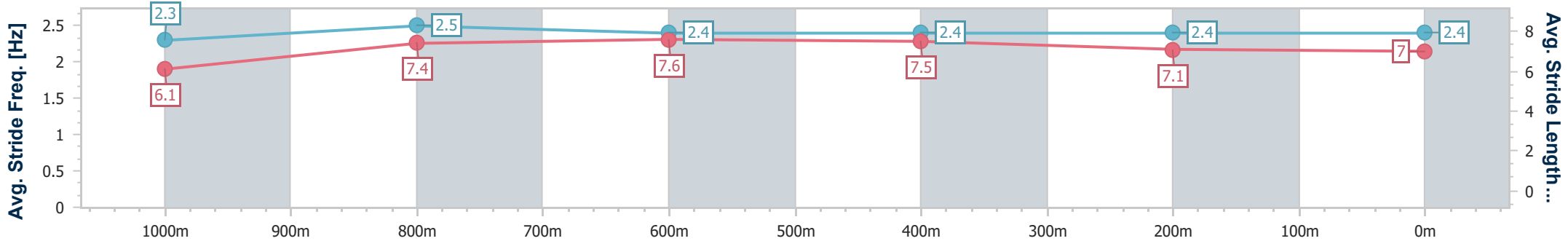
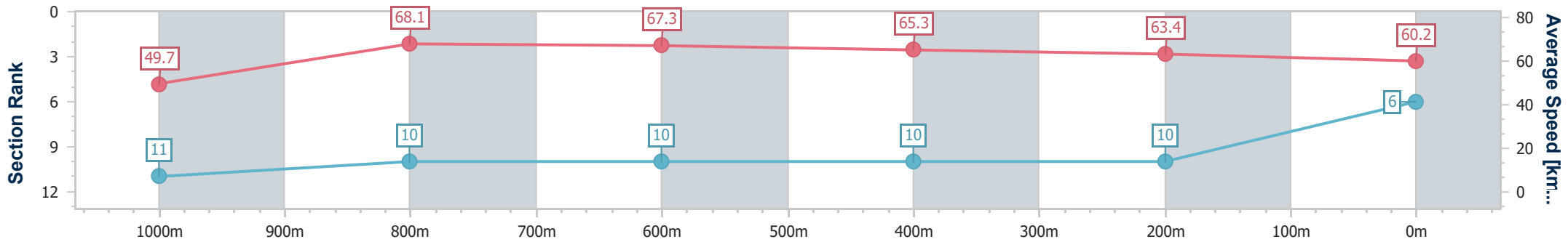
Horse/Jockey Name	Lighthouse Lad
Final Rank	6
Fastest Section Time (Section)	0:10.62 (800m)
Top Speed [km/h] (Section)	68.6 (1000m)
Race State	Finished



Townsville QLD Professional  
 Race 9: PROSECCO HOUR MARCH 5TH @ CLUDEN PARK  
 Class 6 Plate - 1200m  
 20 February 2024 - 16:50  
 Track Rating: Soft 5, Weather: Fine, Rail Position: +5.5m 1000-  
 W/Post; +2.0m Remainder



Section	Overall	1000m	800m	600m	400m	200m
Section Times	1:10.14 [6] (0:14.56)	0:55.58 [11] (0:10.73)	0:44.85 [10] (0:10.62)	0:34.23 [10] (0:10.91)	0:23.32 [10] (0:11.35)	0:11.97 [10] (0:11.97)
Average Speed [km/h]	49.7	68.1	67.3	65.3	63.4	60.2
Top Speed [km/h]	65.3	68.6	68.5	66.7	64.5	63.8
Avg. Dist. to Rail [m]	10.5	2.1	1.1	1.8	2.6	6.2
Avg. Stride Freq. [Hz]	2.3	2.5	2.4	2.4	2.4	2.4
Avg. Stride Length [m]	6.1	7.4	7.6	7.5	7.1	7.0



- [ ] Ranking at each section and finish
- .-.- No data available at this section
- NA No data available



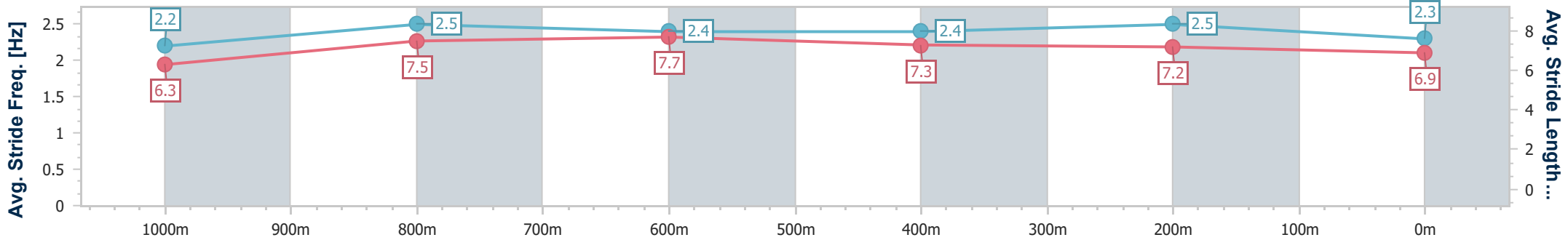
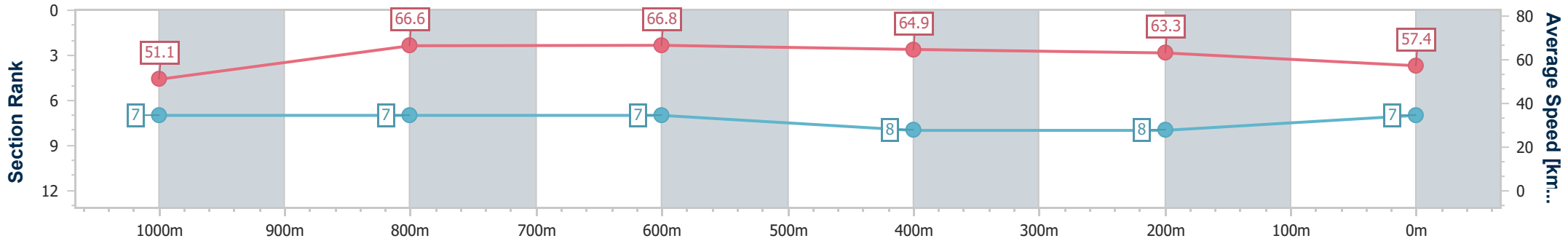
Horse/Jockey Name	Dollson
Final Rank	7
Fastest Section Time (Section)	0:10.60 (800m)
Top Speed [km/h] (Section)	68.8 (800m)
Race State	Finished



Townsville QLD Professional  
 Race 9: PROSECCO HOUR MARCH 5TH @ CLUDEN PARK  
 Class 6 Plate - 1200m  
 20 February 2024 - 16:50  
 Track Rating: Soft 5, Weather: Fine, Rail Position: +5.5m 1000-  
 W/Post; +2.0m Remainder



Section	Overall	1000m	800m	600m	400m	200m							
Section Times	1:10.31 [7] (0:14.14)	0:56.17 [7] (0:10.86)	0:45.31 [7] (0:10.60)	0:34.71 [7] (0:10.89)	0:23.82 [8] (0:11.27)	0:12.55 [8] (0:12.55)							
Average Speed [km/h]	51.1	66.6	66.8	64.9	63.3	57.4							
Top Speed [km/h]	66.7	68.1	68.8	66.9	64.8	62.4							
Avg. Dist. to Rail [m]	7.3	1.2	3.4	4.3	2.4	1.0							
Avg. Stride Freq. [Hz]	2.2	2.5	2.4	2.4	2.5	2.3							
Avg. Stride Length [m]	6.3	7.5	7.7	7.3	7.2	6.9							



- [ ] Ranking at each section and finish
- .-.- No data available at this section
- NA No data available



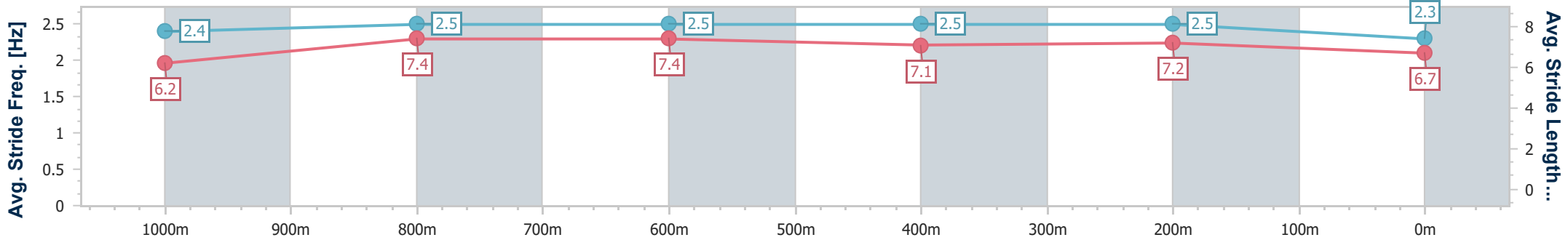
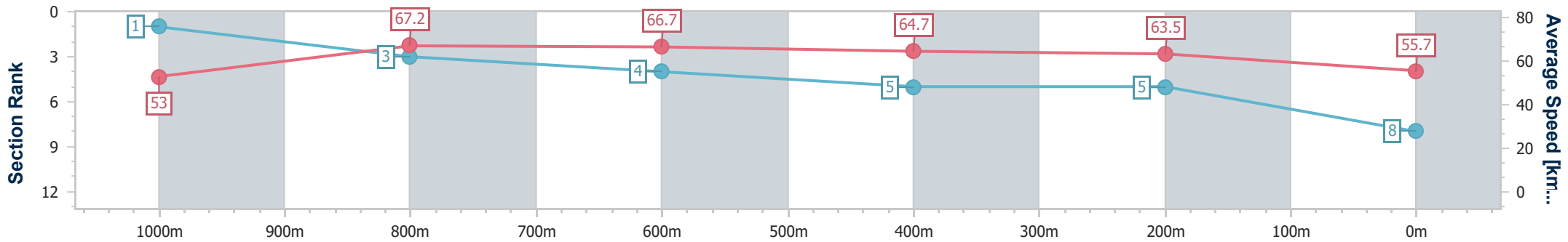
Horse/Jockey Name	Wanna Tweet
Final Rank	8
Fastest Section Time (Section)	0:10.71 (800m)
Top Speed [km/h] (Section)	68.4 (Overall)
Race State	Finished



Townsville QLD Professional  
 Race 9: PROSECCO HOUR MARCH 5TH @ CLUDEN PARK  
 Class 6 Plate - 1200m  
 20 February 2024 - 16:50  
 Track Rating: Soft 5, Weather: Fine, Rail Position: +5.5m 1000-  
 W/Post; +2.0m Remainder



Section	Overall	1000m	800m	600m	400m	200m								
Section Times	1:10.34 [8] (0:13.61)	0:56.73 [1] (0:10.87)	0:45.86 [3] (0:10.71)	0:35.15 [4] (0:10.94)	0:24.21 [5] (0:11.29)	0:12.92 [5] (0:12.92)								
Average Speed [km/h]	53.0	67.2	66.7	64.7	63.5	55.7								
Top Speed [km/h]	68.4	67.9	67.0	66.4	64.9	60.7								
Avg. Dist. to Rail [m]	5.5	2.3	1.9	3.5	1.3	1.9								
Avg. Stride Freq. [Hz]	2.4	2.5	2.5	2.5	2.5	2.3								
Avg. Stride Length [m]	6.2	7.4	7.4	7.1	7.2	6.7								



- [ ] Ranking at each section and finish
- .-.- No data available at this section
- NA No data available



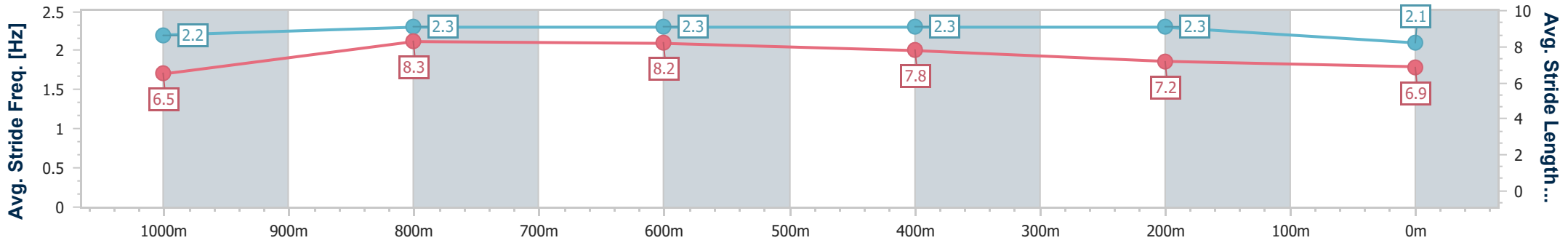
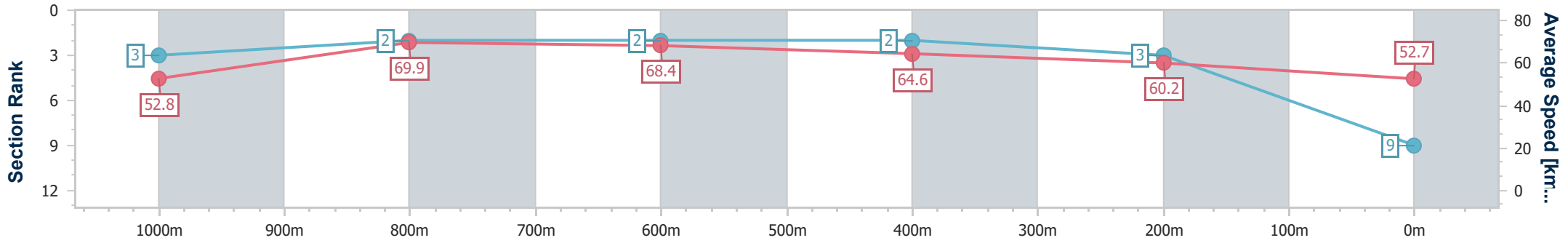
Horse/Jockey Name	Breakwater Boy
Final Rank	9
Fastest Section Time (Section)	0:10.31 (800m)
Top Speed [km/h] (Section)	70.2 (1000m)
Race State	Finished



Townsville QLD Professional  
 Race 9: PROSECCO HOUR MARCH 5TH @ CLUDEN PARK  
 Class 6 Plate - 1200m  
 20 February 2024 - 16:50  
 Track Rating: Soft 5, Weather: Fine, Rail Position: +5.5m 1000-  
 W/Post; +2.0m Remainder



Section	Overall	1000m	800m	600m	400m	200m							
Section Times	1:10.79 [9] (0:13.67)	0:57.12 [3] (0:10.36)	0:46.76 [2] (0:10.31)	0:36.45 [2] (0:10.93)	0:25.52 [2] (0:11.87)	0:13.65 [3] (0:13.65)							
Average Speed [km/h]	52.8	69.9	68.4	64.6	60.2	52.7							
Top Speed [km/h]	69.3	70.2	69.5	67.7	63.1	57.6							
Avg. Dist. to Rail [m]	3.6	1.1	3.8	4.4	2.4	0.5							
Avg. Stride Freq. [Hz]	2.2	2.3	2.3	2.3	2.3	2.1							
Avg. Stride Length [m]	6.5	8.3	8.2	7.8	7.2	6.9							



- [ ] Ranking at each section and finish
- .-.- No data available at this section
- NA No data available





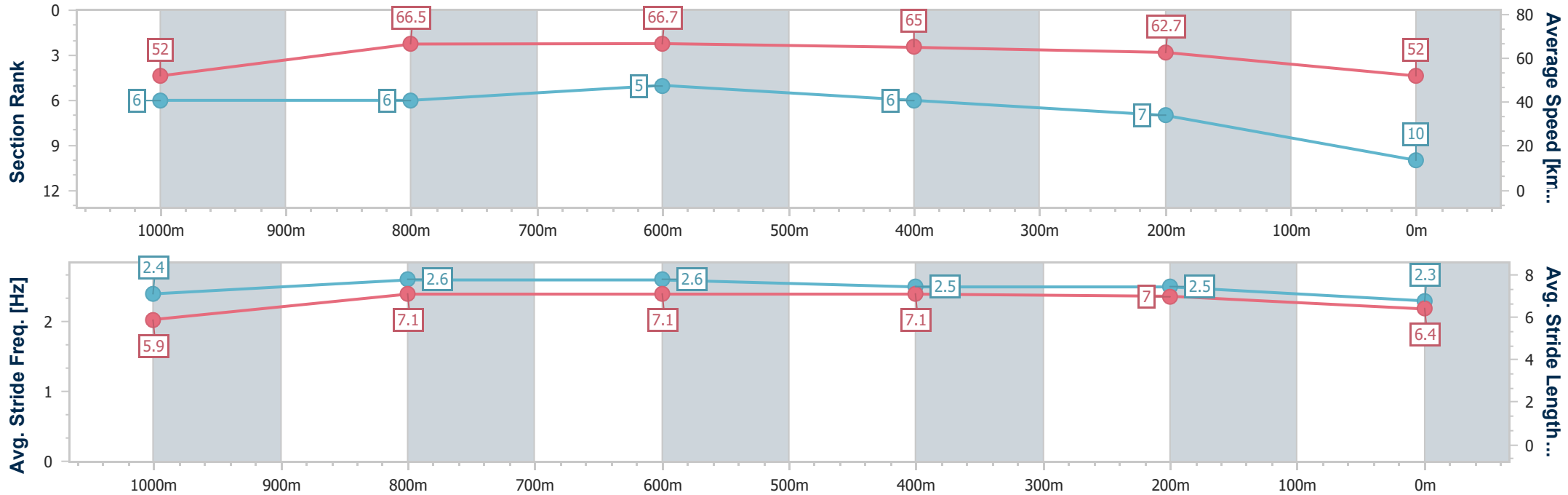
Horse/Jockey Name	Toto
Final Rank	10
Fastest Section Time (Section)	0:10.64 (800m)
Top Speed [km/h] (Section)	68.0 (800m)
Race State	Finished



Townsville QLD Professional  
 Race 9: PROSECCO HOUR MARCH 5TH @ CLUDEN PARK  
 Class 6 Plate - 1200m  
 20 February 2024 - 16:50  
 Track Rating: Soft 5, Weather: Fine, Rail Position: +5.5m 1000-  
 W/Post; +2.0m Remainder



Section	Overall	1000m	800m	600m	400m	200m
Section Times	1:11.50 [10] (0:13.93)	0:57.57 [6] (0:10.89)	0:46.68 [6] (0:10.64)	0:36.04 [5] (0:10.77)	0:25.27 [6] (0:11.43)	0:13.84 [7] (0:13.84)
Average Speed [km/h]	52.0	66.5	66.7	65.0	62.7	52.0
Top Speed [km/h]	67.0	67.7	68.0	66.9	65.9	59.3
Avg. Dist. to Rail [m]	4.8	1.1	3.3	5.2	1.6	3.4
Avg. Stride Freq. [Hz]	2.4	2.6	2.6	2.5	2.5	2.3
Avg. Stride Length [m]	5.9	7.1	7.1	7.1	7.0	6.4



- [ ] Ranking at each section and finish
- .-.- No data available at this section
- NA No data available



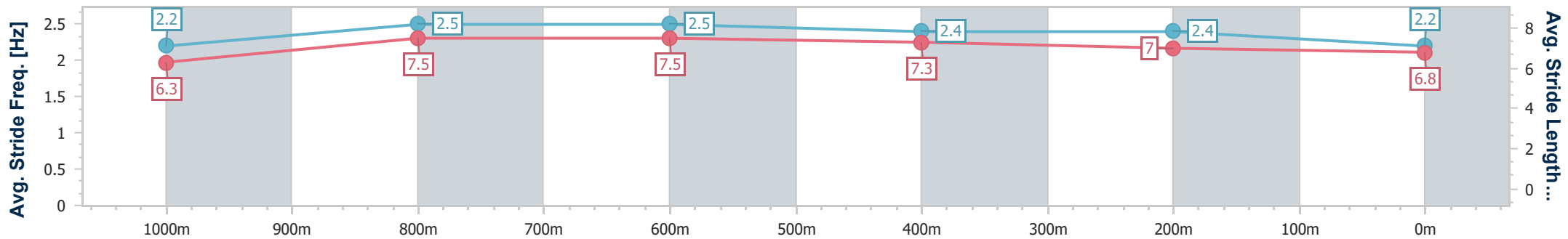
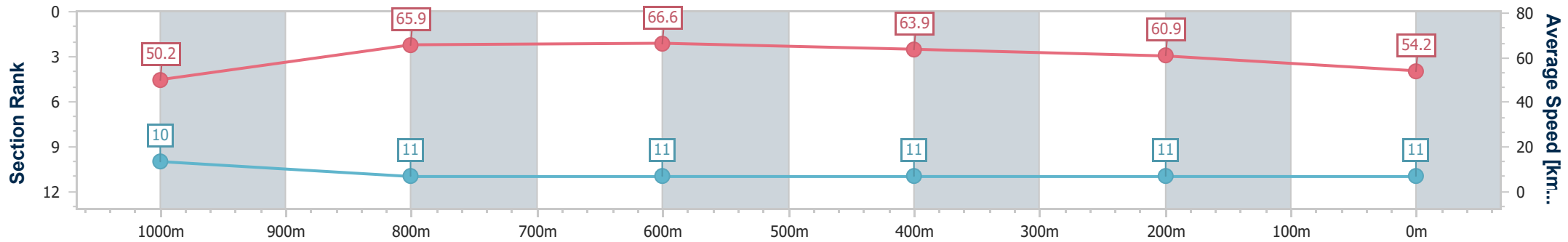
Horse/Jockey Name	Bravio
Final Rank	11
Fastest Section Time (Section)	0:10.63 (800m)
Top Speed [km/h] (Section)	67.0 (800m)
Race State	Finished



Townsville QLD Professional  
 Race 9: PROSECCO HOUR MARCH 5TH @ CLUDEN PARK  
 Class 6 Plate - 1200m  
 20 February 2024 - 16:50  
 Track Rating: Soft 5, Weather: Fine, Rail Position: +5.5m 1000-  
 W/Post; +2.0m Remainder



Section	Overall	1000m	800m	600m	400m	200m								
Section Times	1:12.01 [11] (0:14.37)	0:57.64 [10] (0:10.95)	0:46.69 [11] (0:10.63)	0:36.06 [11] (0:11.05)	0:25.01 [11] (0:11.73)	0:13.28 [11] (0:13.28)								
Average Speed [km/h]	50.2	65.9	66.6	63.9	60.9	54.2								
Top Speed [km/h]	66.3	66.7	67.0	65.8	63.9	60.2								
Avg. Dist. to Rail [m]	5.8	0.9	3.7	4.0	1.4	0.9								
Avg. Stride Freq. [Hz]	2.2	2.5	2.5	2.4	2.4	2.2								
Avg. Stride Length [m]	6.3	7.5	7.5	7.3	7.0	6.8								



- [ ] Ranking at each section and finish
- .-.- No data available at this section
- NA No data available



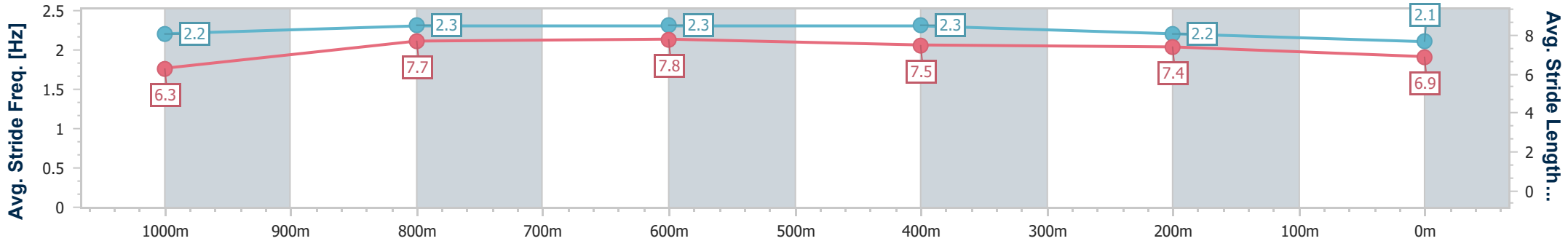
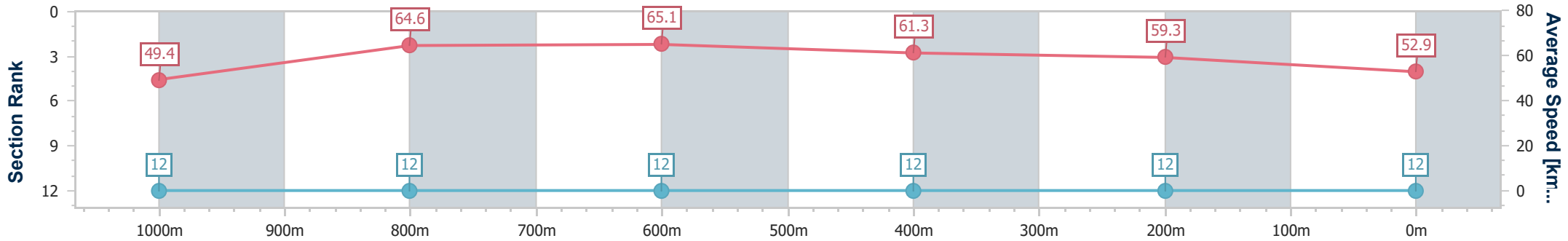
Horse/Jockey Name	Gaius Julius
Final Rank	12
Fastest Section Time (Section)	0:11.02 (800m)
Top Speed [km/h] (Section)	66.4 (800m)
Race State	Finished



Townsville QLD Professional  
 Race 9: PROSECCO HOUR MARCH 5TH @ CLUDEN PARK  
 Class 6 Plate - 1200m  
 20 February 2024 - 16:50  
 Track Rating: Soft 5, Weather: Fine, Rail Position: +5.5m 1000-  
 W/Post; +2.0m Remainder



Section	Overall	1000m	800m	600m	400m	200m
Section Times	1:14.20 [12] (0:14.69)	0:59.51 [12] (0:11.33)	0:48.18 [12] (0:11.02)	0:37.16 [12] (0:11.49)	0:25.67 [12] (0:12.08)	0:13.59 [12] (0:13.59)
Average Speed [km/h]	49.4	64.6	65.1	61.3	59.3	52.9
Top Speed [km/h]	64.6	66.0	66.4	63.7	60.1	58.1
Avg. Dist. to Rail [m]	9.2	3.6	1.7	3.9	2.2	1.6
Avg. Stride Freq. [Hz]	2.2	2.3	2.3	2.3	2.2	2.1
Avg. Stride Length [m]	6.3	7.7	7.8	7.5	7.4	6.9



- [ ] Ranking at each section and finish
- .-.- No data available at this section
- NA No data available