



Doomben QLD Professional

Race 6: XXXX GOLD BENCHMARK 62 Handicap - 1650m

24 January 2024 - 17:11



BRISBANE
RACING CLUB

Track Rating: Good 4, Weather: Fine, Rail Position: +9.5m Entire

Section		Overall	1400m	1200m	1000m	800m	600m	400m	Last 600m					
Field Times		1:40.64 (0:17.05)	1:23.59 (0:11.79)	1:11.80 (0:11.86)	0:59.94 (0:12.39)	0:47.55 (0:12.59)	0:34.96 (0:11.93)	0:23.03 (0:11.38)	0:34.96					
Rank	TAB Horse/Jockey	Barrier	Top Speed [km/h]	Fastest Section										Distance Travelled [m]
1	10 SMOOTH TORQUE Ryan Maloney	5	66.5 400m	0:11.01 400m	1:40.64 [1] (0:17.80)	1:22.84 [6] (0:11.86)	1:10.98 [6] (0:11.73)	0:59.25 [7] (0:12.29)	0:46.96 [6] (0:12.44)	0:34.52 [6] (0:11.90)	0:22.62 [6] (0:11.01)	0:34.52		
2	9 GRACIE BLUE Martin Harley	8	66.2 400m	0:11.05 400m	1:40.76 [2] (0:18.10)	1:22.66 [8] (0:11.93)	1:10.73 [8] (0:11.54)	0:59.19 [8] (0:12.28)	0:46.91 [8] (0:12.52)	0:34.39 [9] (0:11.83)	0:22.56 [9] (0:11.05)	0:34.39	-7	
3	5 THUNDER MANIA Robbie Dolan	6	66.0 400m	0:11.19 400m	1:40.78 [3] (0:17.56)	1:23.22 [4] (0:11.82)	1:11.40 [4] (0:11.72)	0:59.68 [4] (0:12.38)	0:47.30 [4] (0:12.48)	0:34.82 [4] (0:11.84)	0:22.98 [4] (0:11.19)	0:34.82	-5	
4	12 ZATTASTAR Jake Bayliss	2	65.4 400m	0:11.23 400m	1:40.94 [4] (0:17.66)	1:23.28 [5] (0:11.83)	1:11.45 [5] (0:11.73)	0:59.72 [5] (0:12.35)	0:47.37 [5] (0:12.51)	0:34.86 [5] (0:11.87)	0:22.99 [5] (0:11.23)	0:34.86	-8	
5	3 A BIG CHANCE Casey Waddell	4	65.2 400m	0:11.29 400m	1:41.01 [5] (0:18.33)	1:22.68 [9] (0:11.84)	1:10.84 [9] (0:11.53)	0:59.31 [9] (0:12.16)	0:47.15 [9] (0:12.42)	0:34.73 [8] (0:11.87)	0:22.86 [8] (0:11.29)	0:34.73	-6	
6	14 FORCE ME Georgina Cartwright	3	64.3 400m	0:11.39 400m	1:41.05 [6] (0:17.26)	1:23.79 [2] (0:11.74)	1:12.05 [2] (0:11.80)	1:00.25 [2] (0:12.42)	0:47.83 [3] (0:12.48)	0:35.35 [2] (0:11.91)	0:23.44 [1] (0:11.39)	0:35.35	-4	
7	13 SERENADE THE CAT Elione Chaves	1	63.9 400m	0:11.53 400m	1:41.25 [7] (0:17.30)	1:23.95 [3] (0:11.74)	1:12.21 [3] (0:11.80)	1:00.41 [3] (0:12.37)	0:48.04 [2] (0:12.59)	0:35.45 [3] (0:11.89)	0:23.56 [2] (0:11.53)	0:35.45	-9	
8	11 DUCHESS BREE Melea Castle	13	64.1 400m	0:11.42 400m	1:41.53 [8] (0:17.93)	1:23.60 [7] (0:11.82)	1:11.78 [7] (0:11.63)	1:00.15 [6] (0:12.39)	0:47.76 [7] (0:12.37)	0:35.39 [7] (0:11.95)	0:23.44 [7] (0:11.42)	0:35.39	+2	
9	6 SECRETLY BETTER James Orman	7	63.8 400m	0:11.43 400m	1:41.67 [9] (0:17.05)	1:24.62 [1] (0:11.79)	1:12.83 [1] (0:11.86)	1:00.97 [1] (0:12.39)	0:48.58 [1] (0:12.59)	0:35.99 [1] (0:12.02)	0:23.97 [3] (0:11.43)	0:35.99	-7	

Scratched: Adonisea (#2), Eyes To Eye (#1), Spirit Of Beans (#7), Taupo Tiger (#8), Spillify (#4)

[] Ranking at each section and finish
 -:-:- No data available at this section
 NA No data available

SCN Saddle cloth number
 DNF Did not finish
 DNT Did not track



Doomben QLD Professional

Race 6: XXXX GOLD BENCHMARK 62 Handicap - 1650m

24 January 2024 - 17:11



BRISBANE
RACING CLUB

Track Rating: Good 4, Weather: Fine, Rail Position: +9.5m Entire

Section				200m				Last 600m	
Field Times				0:11.65 (0:11.65)				0:34.96	
Rank	TAB	Horse/Jockey	Barrier	Top Speed [km/h]	Fastest Section	Margin			Distance Travelled [m]
1	10	SMOOTH TORQUE Ryan Maloney	5	66.5 400m	0:11.01 400m	0:11.61 [3] (0:11.61)	1:40.64		0:34.52
2	9	GRACIE BLUE Martin Harley	8	66.2 400m	0:11.05 400m	0:11.51 [7] (0:11.51)	0.66L		0:34.39 -7
3	5	THUNDER MANIA Robbie Dolan	6	66.0 400m	0:11.19 400m	0:11.79 [1] (0:11.79)	0.79L		0:34.82 -5
4	12	ZATTASTAR Jake Bayliss	2	65.4 400m	0:11.23 400m	0:11.76 [5] (0:11.76)	1.77L		0:34.86 -8
5	3	A BIG CHANCE Casey Waddell	4	65.2 400m	0:11.29 400m	0:11.57 [8] (0:11.57)	2.18L		0:34.73 -6
6	14	FORCE ME Georgina Cartwright	3	64.3 400m	0:11.39 400m	0:12.05 [2] (0:12.05)	2.42L		0:35.35 -4
7	13	SERENADE THE CAT Elione Chaves	1	63.9 400m	0:11.53 400m	0:12.03 [6] (0:12.03)	3.58L		0:35.45 -9
8	11	DUCHESS BREE Melea Castle	13	64.1 400m	0:11.42 400m	0:12.02 [9] (0:12.02)	5.2L		0:35.39 +2
9	6	SECRETLY BETTER James Orman	7	63.8 400m	0:11.43 400m	0:12.54 [4] (0:12.54)	6.07L		0:35.99 -7

Scratched: Adonisea (#2), Eyes To Eye (#1), Spirit Of Beans (#7), Taupo Tiger (#8), Spillify (#4)

[] Ranking at each section and finish
 -:-:- No data available at this section
 NA No data available

SCN Saddle cloth number
 DNF Did not finish
 DNT Did not track



Horse/Jockey Name	Smooth Torque
Final Rank	1
Fastest Section Time (Section)	0:11.01 (400m)
Top Speed [km/h] (Section)	66.5 (400m)
Race State	Finished



Doomben QLD Professional

Race 6: XXXX GOLD BENCHMARK 62 Handicap - 1650m

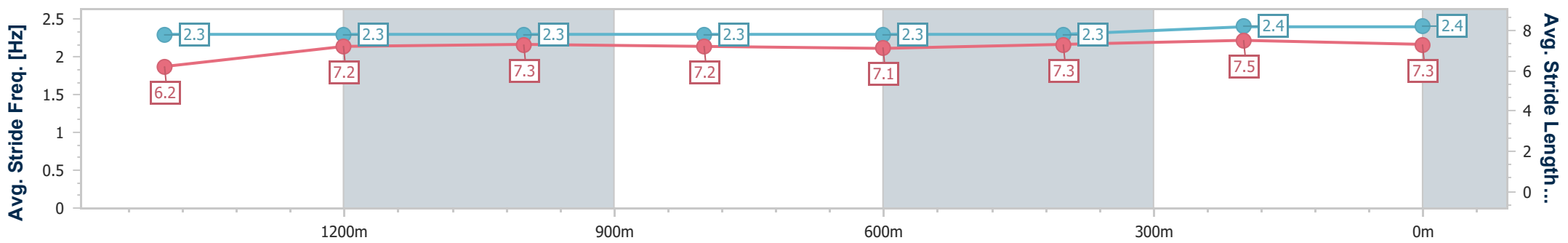
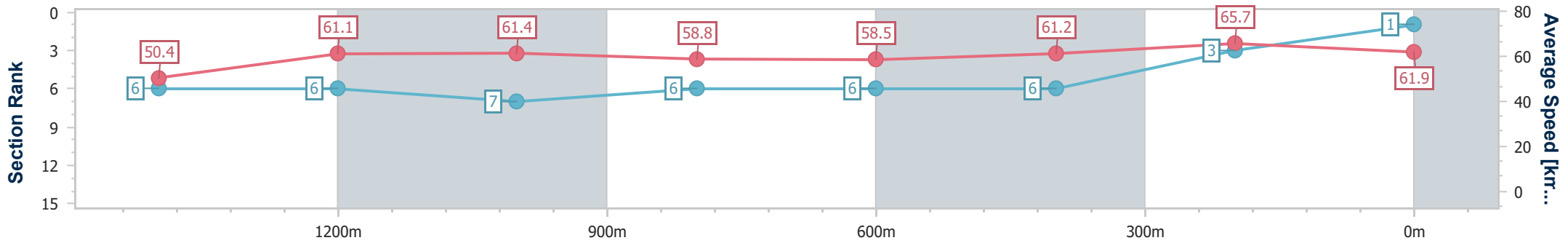
24 January 2024 - 17:11

Track Rating: Good 4, Weather: Fine, Rail Position: +9.5m Entire



BRISBANE RACING CLUB

Section	Overall	1400m	1200m	1000m	800m	600m	400m	200m
Section Times	1:40.64 [1] (0:17.80)	1:22.84 [6] (0:11.86)	1:10.98 [6] (0:11.73)	0:59.25 [7] (0:12.29)	0:46.96 [6] (0:12.44)	0:34.52 [6] (0:11.90)	0:22.62 [6] (0:11.01)	0:11.61 [3] (0:11.61)
Average Speed [km/h]	50.4	61.1	61.4	58.8	58.5	61.2	65.7	61.9
Top Speed [km/h]	60.5	62.3	62.4	61.1	59.7	63.9	66.5	65.2
Avg. Dist. to Rail [m]	1.7	1.6	3.4	2.0	1.6	2.3	2.5	3.2
Avg. Stride Freq. [Hz]	2.3	2.3	2.3	2.3	2.3	2.3	2.4	2.4
Avg. Stride Length [m]	6.2	7.2	7.3	7.2	7.1	7.3	7.5	7.3



- [] Ranking at each section and finish
- .-.- No data available at this section
- NA No data available



Horse/Jockey Name	Gracie Blue
Final Rank	2
Fastest Section Time (Section)	0:11.05 (400m)
Top Speed [km/h] (Section)	66.2 (400m)
Race State	Finished



Doomben QLD Professional

Race 6: XXXX GOLD BENCHMARK 62 Handicap - 1650m

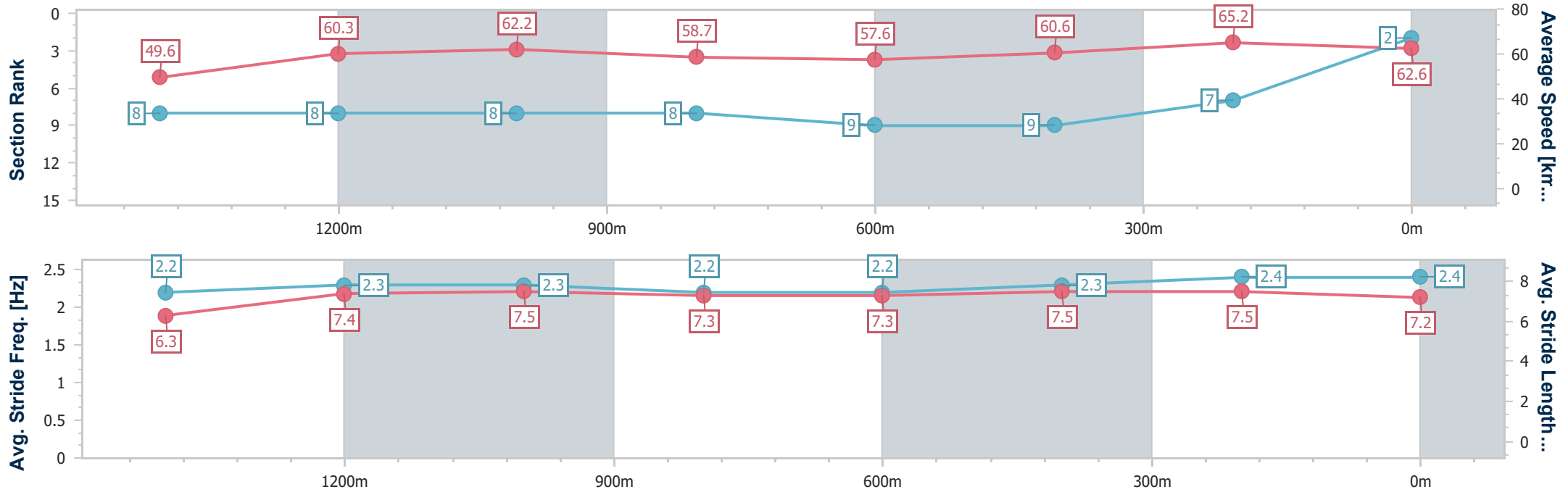
24 January 2024 - 17:11

Track Rating: Good 4, Weather: Fine, Rail Position: +9.5m Entire



BRISBANE RACING CLUB

Section	Overall	1400m	1200m	1000m	800m	600m	400m	200m
Section Times	1:40.76 [2] (0:18.10)	1:22.66 [8] (0:11.93)	1:10.73 [8] (0:11.54)	0:59.19 [8] (0:12.28)	0:46.91 [8] (0:12.52)	0:34.39 [9] (0:11.83)	0:22.56 [9] (0:11.05)	0:11.51 [7]
Average Speed [km/h]	49.6	60.3	62.2	58.7	57.6	60.6	65.2	62.6
Top Speed [km/h]	60.6	61.6	63.4	61.2	58.9	64.3	66.2	65.5
Avg. Dist. to Rail [m]	1.7	0.4	0.6	0.5	0.3	0.4	1.7	2.6
Avg. Stride Freq. [Hz]	2.2	2.3	2.3	2.2	2.2	2.3	2.4	2.4
Avg. Stride Length [m]	6.3	7.4	7.5	7.3	7.3	7.5	7.5	7.2



- [] Ranking at each section and finish
- .-.- No data available at this section
- NA No data available



Horse/Jockey Name	Thunder Mania
Final Rank	3
Fastest Section Time (Section)	0:11.19 (400m)
Top Speed [km/h] (Section)	66.0 (400m)
Race State	Finished



Doomben QLD Professional

Race 6: XXXX GOLD BENCHMARK 62 Handicap - 1650m

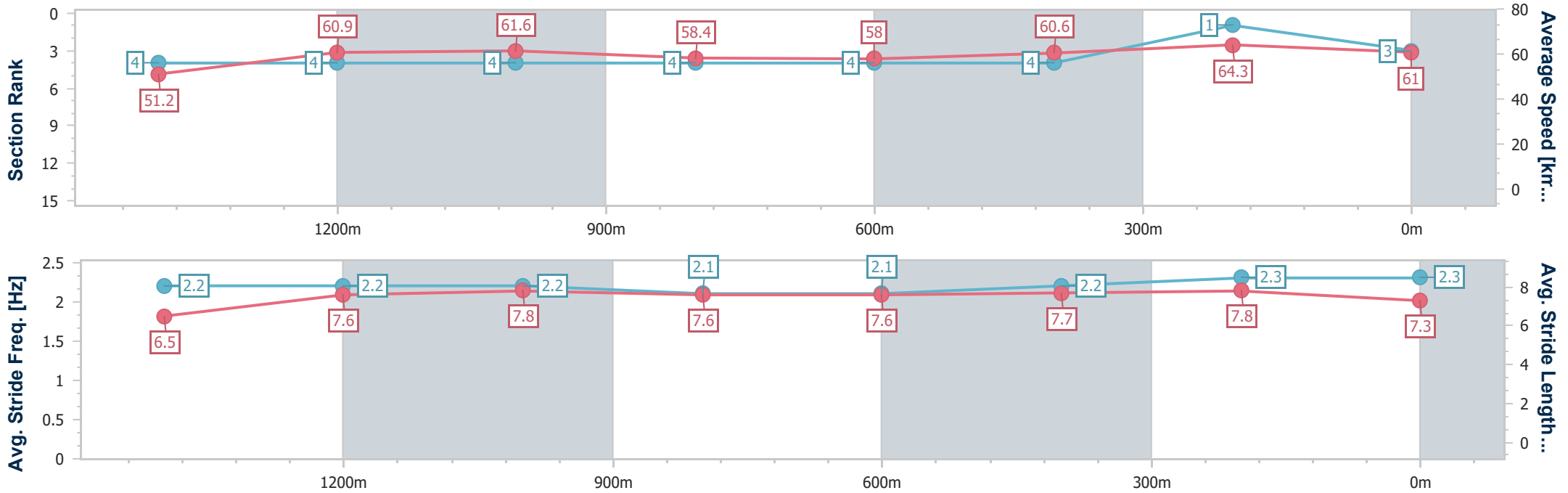
24 January 2024 - 17:11

Track Rating: Good 4, Weather: Fine, Rail Position: +9.5m Entire



BRISBANE RACING CLUB

Section	Overall	1400m	1200m	1000m	800m	600m	400m	200m
Section Times	1:40.78 [3] (0:17.56)	1:23.22 [4] (0:11.82)	1:11.40 [4] (0:11.72)	0:59.68 [4] (0:12.38)	0:47.30 [4] (0:12.48)	0:34.82 [4] (0:11.84)	0:22.98 [4] (0:11.19)	0:11.79 [1] (0:11.79)
Average Speed [km/h]	51.2	60.9	61.6	58.4	58.0	60.6	64.3	61.0
Top Speed [km/h]	61.2	61.6	62.4	60.1	59.4	63.0	66.0	64.4
Avg. Dist. to Rail [m]	1.4	0.7	1.5	1.7	0.5	0.3	0.4	0.6
Avg. Stride Freq. [Hz]	2.2	2.2	2.2	2.1	2.1	2.2	2.3	2.3
Avg. Stride Length [m]	6.5	7.6	7.8	7.6	7.6	7.7	7.8	7.3



- [] Ranking at each section and finish
- .-.- No data available at this section
- NA No data available



Horse/Jockey Name	Zattastar
Final Rank	4
Fastest Section Time (Section)	0:11.23 (400m)
Top Speed [km/h] (Section)	65.4 (400m)
Race State	Finished



Doomben QLD Professional

Race 6: XXXX GOLD BENCHMARK 62 Handicap - 1650m

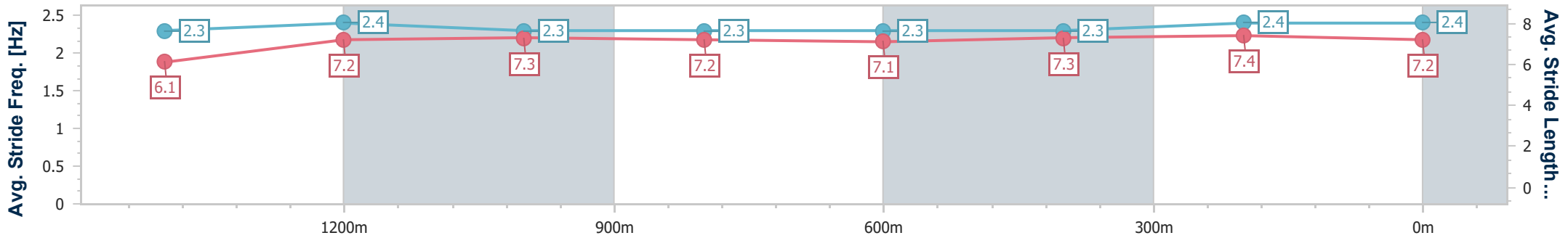
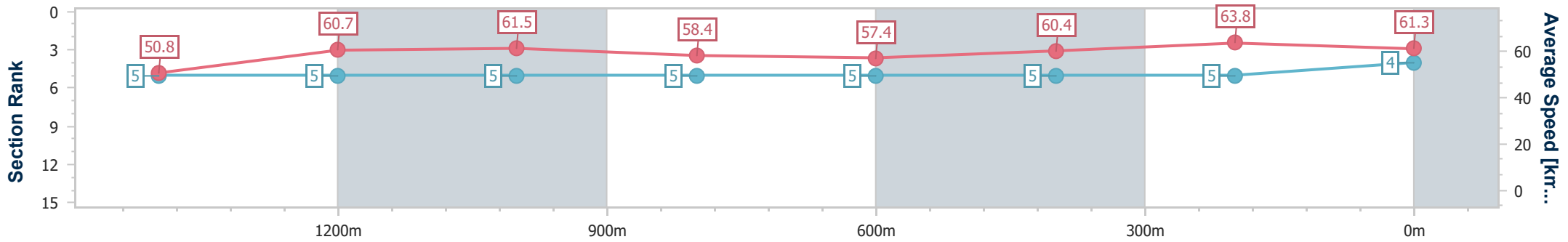
24 January 2024 - 17:11

Track Rating: Good 4, Weather: Fine, Rail Position: +9.5m Entire



BRISBANE RACING CLUB

Section	Overall	1400m	1200m	1000m	800m	600m	400m	200m
Section Times	1:40.94 [4] (0:17.66)	1:23.28 [5] (0:11.83)	1:11.45 [5] (0:11.73)	0:59.72 [5] (0:12.35)	0:47.37 [5] (0:12.51)	0:34.86 [5] (0:11.87)	0:22.99 [5] (0:11.23)	0:11.76 [5] (0:11.76)
Average Speed [km/h]	50.8	60.7	61.5	58.4	57.4	60.4	63.8	61.3
Top Speed [km/h]	62.2	61.4	63.4	60.5	59.0	62.3	65.4	64.5
Avg. Dist. to Rail [m]	1.4	0.6	1.1	1.0	0.4	1.3	0.7	1.1
Avg. Stride Freq. [Hz]	2.3	2.4	2.3	2.3	2.3	2.3	2.4	2.4
Avg. Stride Length [m]	6.1	7.2	7.3	7.2	7.1	7.3	7.4	7.2



- [] Ranking at each section and finish
- .-.- No data available at this section
- NA No data available



Horse/Jockey Name	A Big Chance
Final Rank	5
Fastest Section Time (Section)	0:11.29 (400m)
Top Speed [km/h] (Section)	65.2 (400m)
Race State	Finished



Doomben QLD Professional

Race 6: XXXX GOLD BENCHMARK 62 Handicap - 1650m

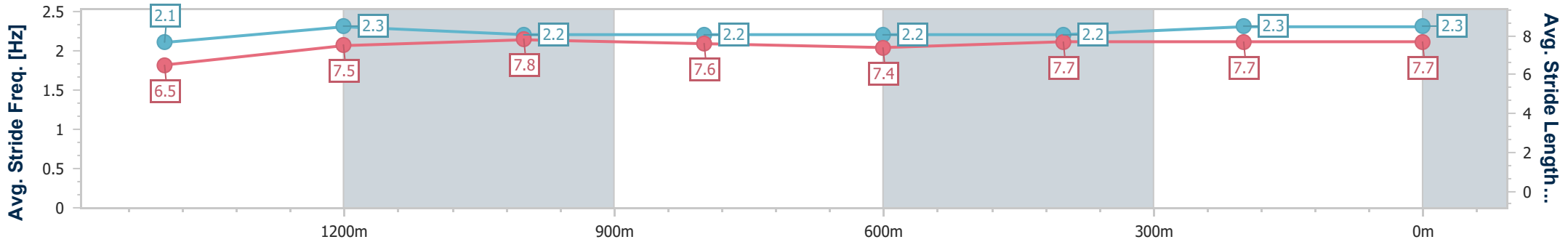
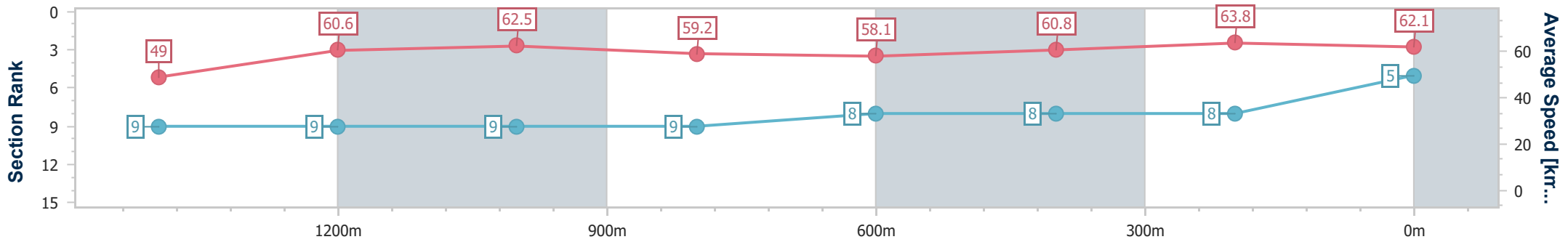
24 January 2024 - 17:11

Track Rating: Good 4, Weather: Fine, Rail Position: +9.5m Entire



BRISBANE RACING CLUB

Section	Overall	1400m	1200m	1000m	800m	600m	400m	200m
Section Times	1:41.01 [5] (0:18.33)	1:22.68 [9] (0:11.84)	1:10.84 [9] (0:11.53)	0:59.31 [9] (0:12.16)	0:47.15 [9] (0:12.42)	0:34.73 [8] (0:11.87)	0:22.86 [8] (0:11.29)	0:11.57 [8] (0:11.57)
Average Speed [km/h]	49.0	60.6	62.5	59.2	58.1	60.8	63.8	62.1
Top Speed [km/h]	59.3	62.7	63.3	62.2	59.5	62.3	65.2	64.9
Avg. Dist. to Rail [m]	1.1	0.7	0.9	0.8	0.7	0.2	1.3	2.3
Avg. Stride Freq. [Hz]	2.1	2.3	2.2	2.2	2.2	2.2	2.3	2.3
Avg. Stride Length [m]	6.5	7.5	7.8	7.6	7.4	7.7	7.7	7.7



- [] Ranking at each section and finish
- .-.-.- No data available at this section
- NA No data available



Horse/Jockey Name	Force Me
Final Rank	6
Fastest Section Time (Section)	0:11.39 (400m)
Top Speed [km/h] (Section)	64.3 (400m)
Race State	Finished



Doomben QLD Professional

Race 6: XXXX GOLD BENCHMARK 62 Handicap - 1650m

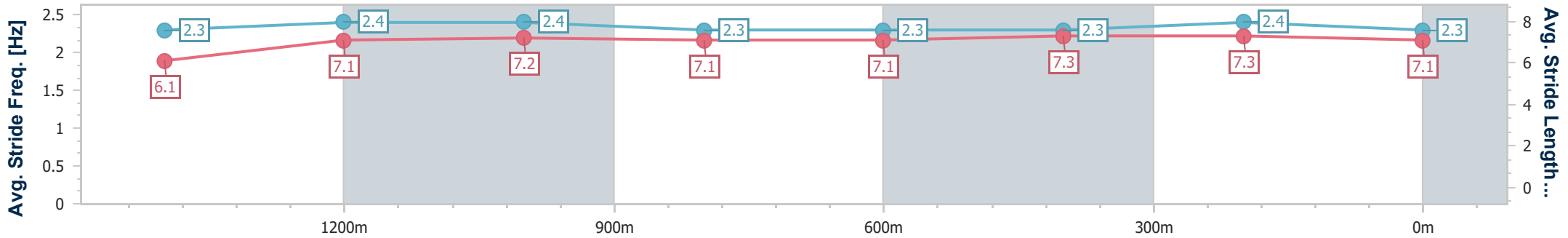
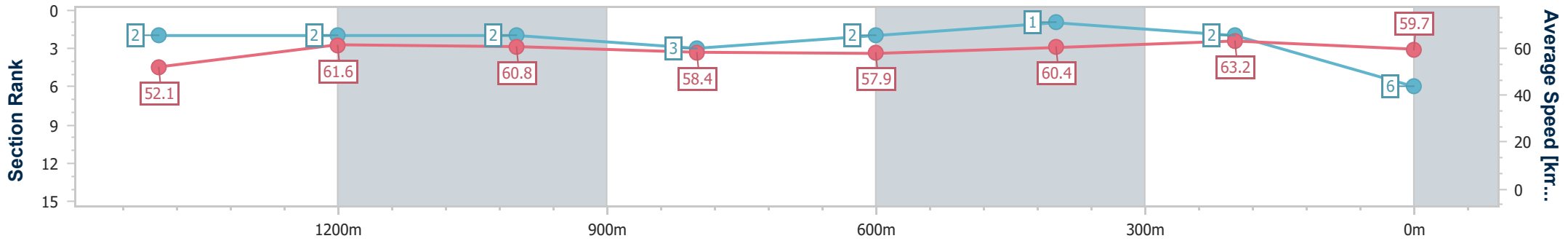
24 January 2024 - 17:11

Track Rating: Good 4, Weather: Fine, Rail Position: +9.5m Entire



BRISBANE RACING CLUB

Section	Overall	1400m	1200m	1000m	800m	600m	400m	200m
Section Times	1:41.05 [6] (0:17.26)	1:23.79 [2] (0:11.74)	1:12.05 [2] (0:11.80)	1:00.25 [2] (0:12.42)	0:47.83 [3] (0:12.48)	0:35.35 [2] (0:11.91)	0:23.44 [1] (0:11.39)	0:12.05 [2] (0:12.05)
Average Speed [km/h]	52.1	61.6	60.8	58.4	57.9	60.4	63.2	59.7
Top Speed [km/h]	62.2	63.3	62.1	60.1	59.4	62.8	64.3	62.5
Avg. Dist. to Rail [m]	0.5	0.8	1.3	1.6	0.9	0.4	0.4	0.5
Avg. Stride Freq. [Hz]	2.3	2.4	2.4	2.3	2.3	2.3	2.4	2.3
Avg. Stride Length [m]	6.1	7.1	7.2	7.1	7.1	7.3	7.3	7.1



- [] Ranking at each section and finish
- .-.- No data available at this section
- NA No data available



Horse/Jockey Name	Serenade The Cat
Final Rank	7
Fastest Section Time (Section)	0:11.53 (400m)
Top Speed [km/h] (Section)	63.9 (400m)
Race State	Finished



Doomben QLD Professional

Race 6: XXXX GOLD BENCHMARK 62 Handicap - 1650m

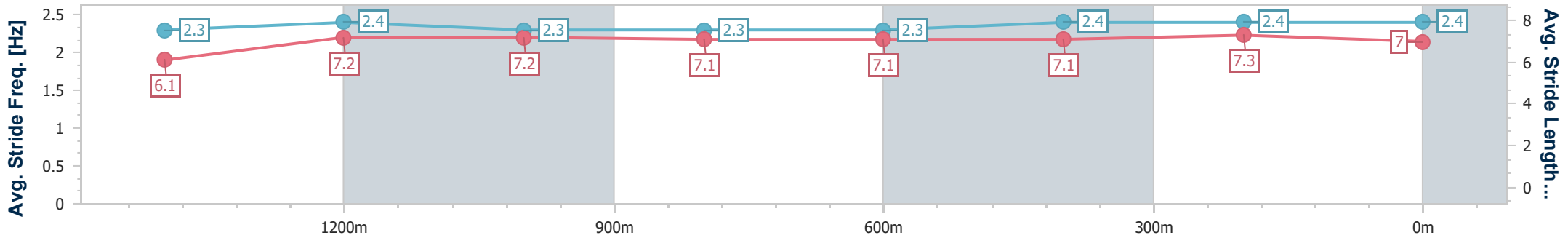
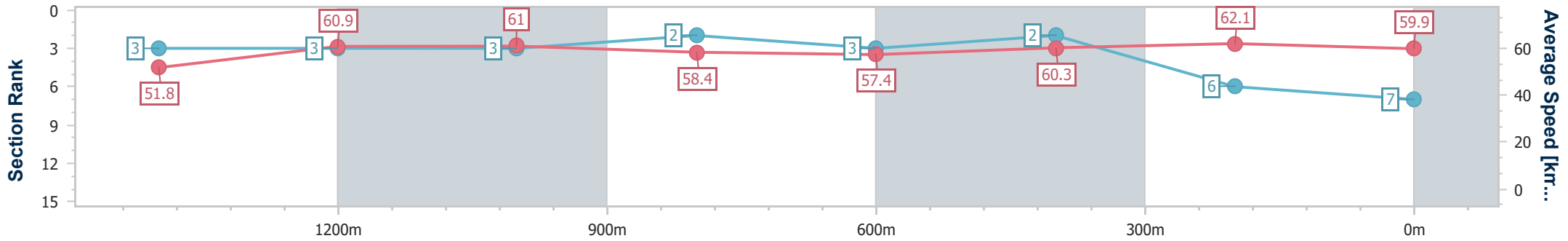
24 January 2024 - 17:11

Track Rating: Good 4, Weather: Fine, Rail Position: +9.5m Entire



BRISBANE RACING CLUB

Section	Overall	1400m	1200m	1000m	800m	600m	400m	200m
Section Times	1:41.25 [7] (0:17.30)	1:23.95 [3] (0:11.74)	1:12.21 [3] (0:11.80)	1:00.41 [3] (0:12.37)	0:48.04 [2] (0:12.59)	0:35.45 [3] (0:11.89)	0:23.56 [2] (0:11.53)	0:12.03 [6] (0:12.03)
Average Speed [km/h]	51.8	60.9	61.0	58.4	57.4	60.3	62.1	59.9
Top Speed [km/h]	61.9	62.4	62.0	60.6	59.9	61.9	63.9	63.4
Avg. Dist. to Rail [m]	1.3	1.3	0.4	0.8	0.6	0.7	1.3	0.5
Avg. Stride Freq. [Hz]	2.3	2.4	2.3	2.3	2.3	2.4	2.4	2.4
Avg. Stride Length [m]	6.1	7.2	7.2	7.1	7.1	7.1	7.3	7.0



- [] Ranking at each section and finish
- .-.- No data available at this section
- NA No data available



Horse/Jockey Name	Duchess Bree
Final Rank	8
Fastest Section Time (Section)	0:11.42 (400m)
Top Speed [km/h] (Section)	64.1 (400m)
Race State	Finished



Doomben QLD Professional

Race 6: XXXX GOLD BENCHMARK 62 Handicap - 1650m

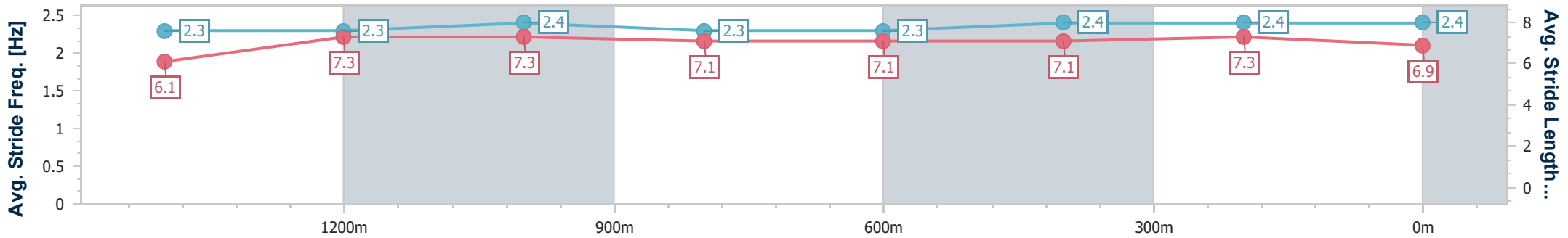
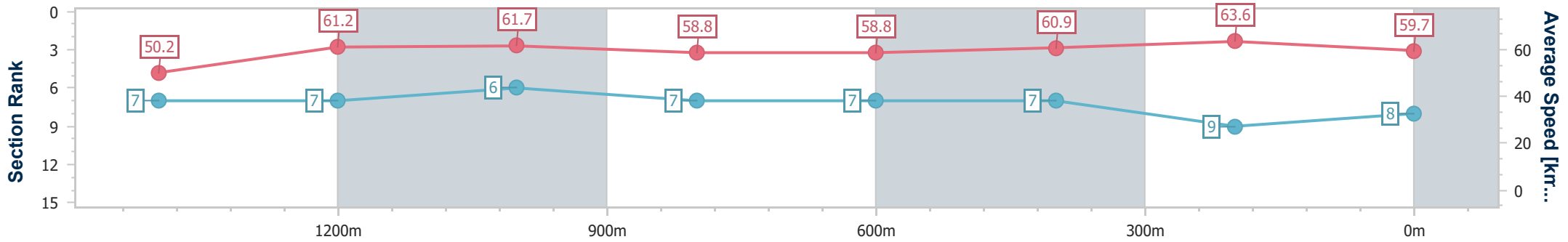
24 January 2024 - 17:11

Track Rating: Good 4, Weather: Fine, Rail Position: +9.5m Entire



BRISBANE RACING CLUB

Section	Overall	1400m	1200m	1000m	800m	600m	400m	200m
Section Times	1:41.53 [8] (0:17.93)	1:23.60 [7] (0:11.82)	1:11.78 [7] (0:11.63)	1:00.15 [6] (0:12.39)	0:47.76 [7] (0:12.37)	0:35.39 [7] (0:11.95)	0:23.44 [7] (0:11.42)	0:12.02 [9] (0:12.02)
Average Speed [km/h]	50.2	61.2	61.7	58.8	58.8	60.9	63.6	59.7
Top Speed [km/h]	60.3	62.2	62.7	60.8	60.4	62.5	64.1	63.4
Avg. Dist. to Rail [m]	2.6	1.1	2.9	3.1	2.4	2.0	3.6	3.9
Avg. Stride Freq. [Hz]	2.3	2.3	2.4	2.3	2.3	2.4	2.4	2.4
Avg. Stride Length [m]	6.1	7.3	7.3	7.1	7.1	7.1	7.3	6.9



- [] Ranking at each section and finish
- .-.- No data available at this section
- NA No data available



Horse/Jockey Name	Secretly Better
Final Rank	9
Fastest Section Time (Section)	0:11.43 (400m)
Top Speed [km/h] (Section)	63.8 (400m)
Race State	Finished



Doomben QLD Professional

Race 6: XXXX GOLD BENCHMARK 62 Handicap - 1650m

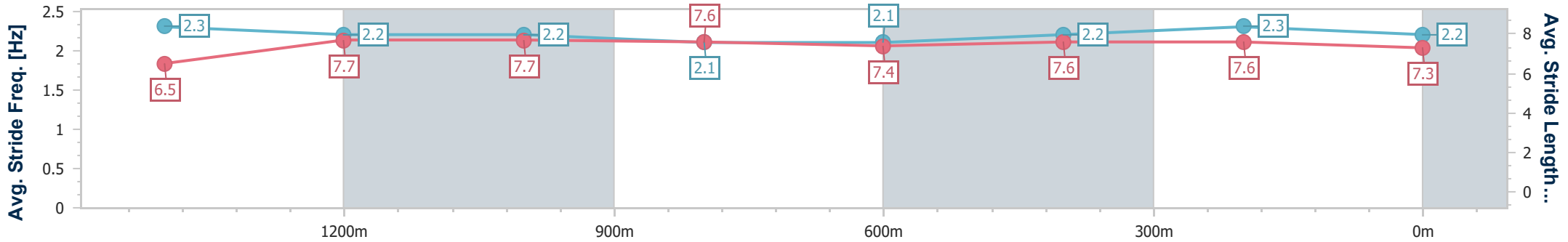
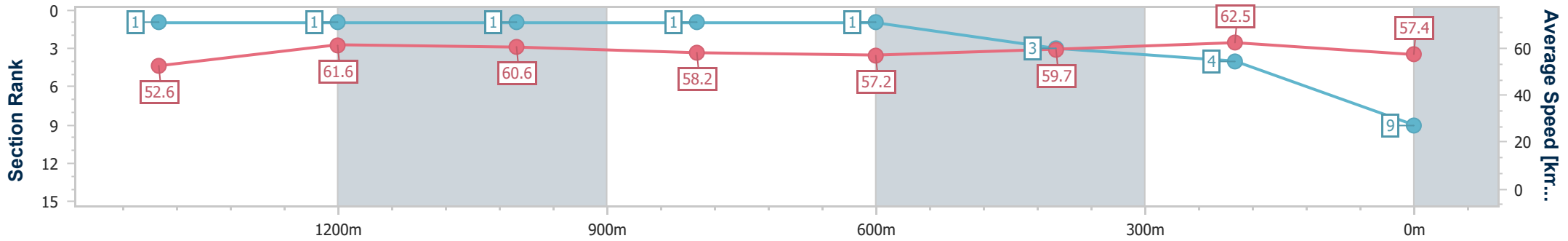
24 January 2024 - 17:11

Track Rating: Good 4, Weather: Fine, Rail Position: +9.5m Entire



BRISBANE RACING CLUB

Section	Overall	1400m	1200m	1000m	800m	600m	400m	200m
Section Times	1:41.67 [9] (0:17.05)	1:24.62 [1] (0:11.79)	1:12.83 [1] (0:11.86)	1:00.97 [1] (0:12.39)	0:48.58 [1] (0:12.59)	0:35.99 [1] (0:12.02)	0:23.97 [3] (0:11.43)	0:12.54 [4] (0:12.54)
Average Speed [km/h]	52.6	61.6	60.6	58.2	57.2	59.7	62.5	57.4
Top Speed [km/h]	62.6	62.3	61.9	60.2	58.5	61.1	63.8	61.4
Avg. Dist. to Rail [m]	2.7	1.2	2.0	1.2	0.2	1.0	2.6	1.3
Avg. Stride Freq. [Hz]	2.3	2.2	2.2	2.1	2.1	2.2	2.3	2.2
Avg. Stride Length [m]	6.5	7.7	7.7	7.6	7.4	7.6	7.6	7.3



- [] Ranking at each section and finish
- .-.-.- No data available at this section
- NA No data available