



Doomben QLD Professional

Race 5: SOUTHS SPORTS CLUB BENCHMARK 75 Handicap - 1050m

24 January 2024 - 16:33



BRISBANE
RACING CLUB

Track Rating: Good 4, Weather: Fine, Rail Position: +9.5m Entire

Section		Overall	1000m	800m	600m	400m	200m	Last 600m					
Field Times		0:59.98 (0:05.00)	0:54.98 (0:11.23)	0:43.75 (0:10.81)	0:32.94 (0:10.85)	0:22.09 (0:10.72)	0:11.37 (0:11.37)	0:32.94					
Rank	TAB Horse/Jockey	Barrier	Top Speed [km/h]	Fastest Section	Margin							Distance Travelled [m]	
1	10 RING OF STEEL James Orman	2	69.1 400m	0:05.06 Overall	0:59.98 [1] (0:05.06)	0:54.92 [2] (0:11.17)	0:43.75 [1] (0:10.98)	0:32.77 [2] (0:10.88)	0:21.89 [2] (0:10.52)	0:11.37 [1] (0:11.37)	0:59.98	0:32.77	
2	11 FUMIKO Cejay Graham	3	68.5 400m	0:05.42 Overall	1:00.13 [2] (0:05.42)	0:54.71 [5] (0:11.28)	0:43.43 [5] (0:10.70)	0:32.73 [5] (0:10.99)	0:21.74 [5] (0:10.59)	0:11.15 [5] (0:11.15)	0.93L	0:32.73	+2
3	3 RUBINOCCHI Michael Rodd	4	67.8 400m	0:05.00 Overall	1:00.26 [3] (0:05.00)	0:55.26 [1] (0:11.24)	0:44.02 [2] (0:10.80)	0:33.22 [1] (0:10.85)	0:22.37 [1] (0:10.83)	0:11.54 [2] (0:11.54)	1.67L	0:33.22	+4
4	8 SPINNING SPIRIT Georgina Cartwright	5	68.9 400m	0:05.27 Overall	1:00.34 [4] (0:05.27)	0:55.07 [4] (0:11.26)	0:43.81 [4] (0:10.82)	0:32.99 [4] (0:10.91)	0:22.08 [3] (0:10.71)	0:11.37 [4] (0:11.37)	2.11L	0:32.99	+7
5	4 RUSHEEN Martin Harley	1	69.4 400m	0:05.20 Overall	1:00.35 [5] (0:05.20)	0:55.15 [3] (0:11.24)	0:43.91 [3] (0:10.82)	0:33.09 [3] (0:11.01)	0:22.08 [4] (0:10.67)	0:11.41 [3] (0:11.41)	2.19L	0:33.09	+0

Scratched: Dare To Share (#6), Northern Express (#2), Win Burn (#1), Al Ash Lad (#9), Shock And Awe (#5), Fukubana (#12), Deep Blast (#7)

[] Ranking at each section and finish
 -:-:- No data available at this section
 NA No data available

SCN Saddle cloth number
 DNF Did not finish
 DNT Did not track



Horse/Jockey Name	Ring Of Steel
Final Rank	1
Fastest Section Time (Section)	0:05.06 (Overall)
Top Speed [km/h] (Section)	69.1 (400m)
Race State	Finished



Doomben QLD Professional
Race 5: SOUTHS SPORTS CLUB BENCHMARK 75 Handicap - 1050m

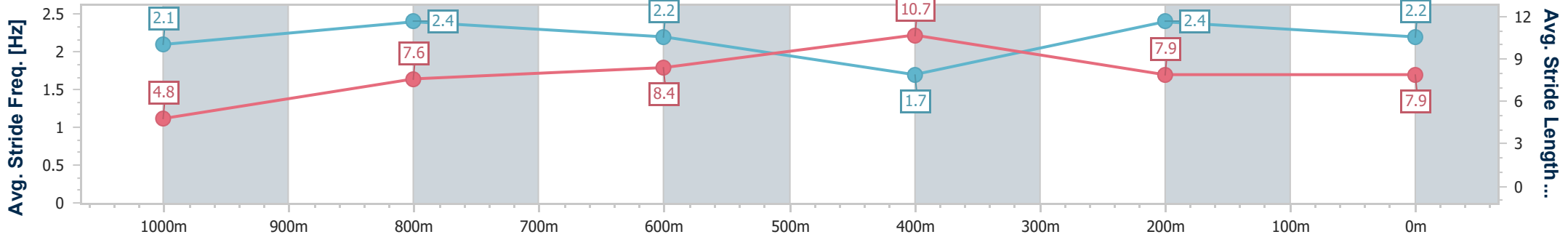
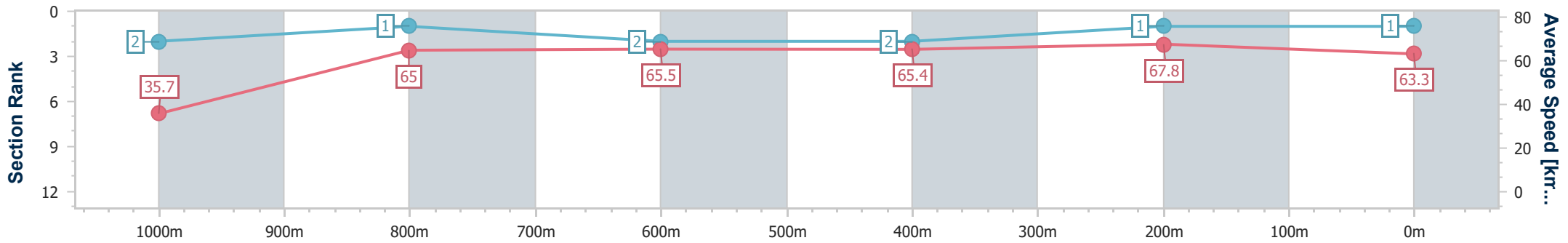


24 January 2024 - 16:33

BRISBANE RACING CLUB

Track Rating: Good 4, Weather: Fine, Rail Position: +9.5m Entire

Section	Overall	1000m	800m	600m	400m	200m
Section Times	0:59.98 [1] (0:05.06)	0:54.92 [2] (0:11.17)	0:43.75 [1] (0:10.98)	0:32.77 [2] (0:10.88)	0:21.89 [2] (0:10.52)	0:11.37 [1] (0:11.37)
Average Speed [km/h]	35.7	65.0	65.5	65.4	67.8	63.3
Top Speed [km/h]	59.0	66.6	66.6	66.9	69.1	67.3
Avg. Dist. to Rail [m]	2.1	1.5	0.6	2.3	3.0	1.4
Avg. Stride Freq. [Hz]	2.1	2.4	2.2	1.7	2.4	2.2
Avg. Stride Length [m]	4.8	7.6	8.4	10.7	7.9	7.9



- [] Ranking at each section and finish
- .-.- No data available at this section
- NA No data available



Horse/Jockey Name	Fumiko
Final Rank	2
Fastest Section Time (Section)	0:05.42 (Overall)
Top Speed [km/h] (Section)	68.5 (400m)
Race State	Finished



Doomben QLD Professional
Race 5: SOUTHS SPORTS CLUB BENCHMARK 75 Handicap - 1050m

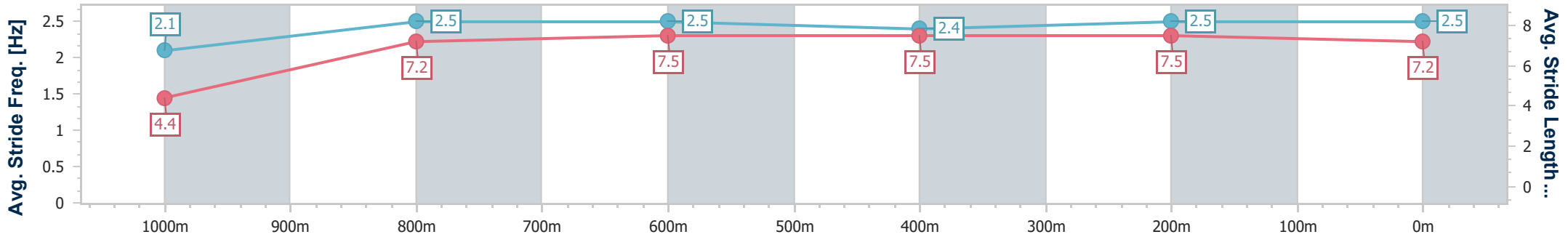
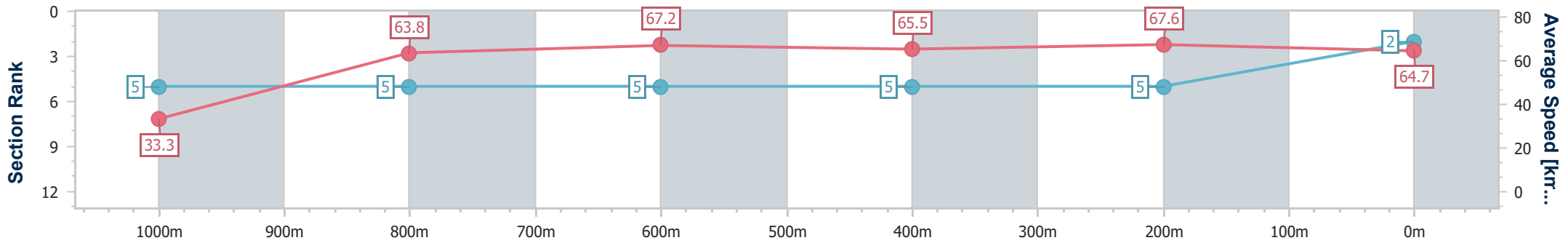


24 January 2024 - 16:33

BRISBANE RACING CLUB

Track Rating: Good 4, Weather: Fine, Rail Position: +9.5m Entire

Section	Overall	1000m	800m	600m	400m	200m
Section Times	1:00.13 [2] (0:05.42)	0:54.71 [5] (0:11.28)	0:43.43 [5] (0:10.70)	0:32.73 [5] (0:10.99)	0:21.74 [5] (0:10.59)	0:11.15 [5] (0:11.15)
Average Speed [km/h]	33.3	63.8	67.2	65.5	67.6	64.7
Top Speed [km/h]	56.9	66.5	67.6	66.3	68.5	67.9
Avg. Dist. to Rail [m]	3.5	0.6	0.3	0.5	0.8	0.2
Avg. Stride Freq. [Hz]	2.1	2.5	2.5	2.4	2.5	2.5
Avg. Stride Length [m]	4.4	7.2	7.5	7.5	7.5	7.2



- [] Ranking at each section and finish
- .-.- No data available at this section
- NA No data available



Horse/Jockey Name	Rubinocchi
Final Rank	3
Fastest Section Time (Section)	0:05.00 (Overall)
Top Speed [km/h] (Section)	67.8 (400m)
Race State	Finished

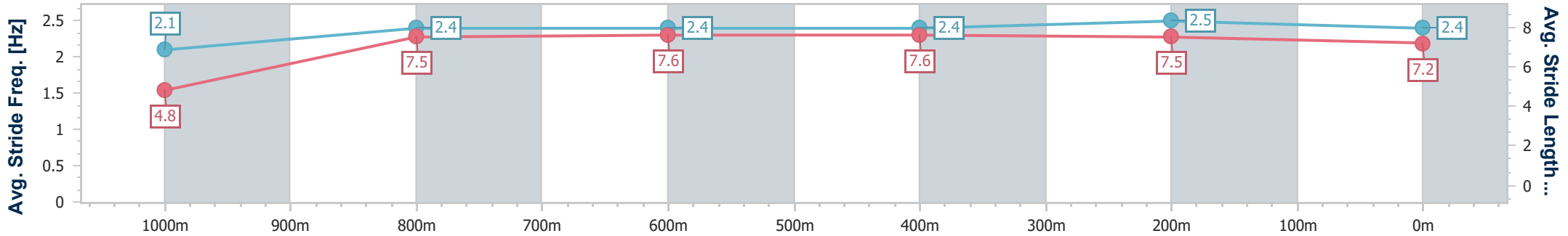
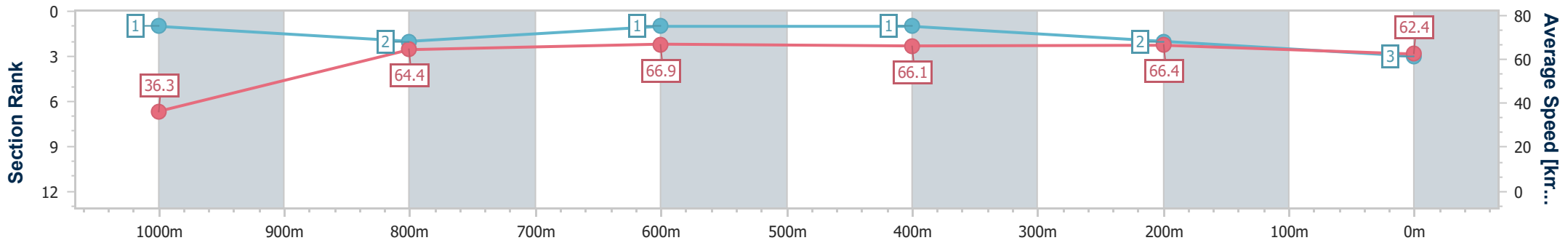


Doomben QLD Professional
Race 5: SOUTHS SPORTS CLUB BENCHMARK 75 Handicap - 1050m
 24 January 2024 - 16:33
 Track Rating: Good 4, Weather: Fine, Rail Position: +9.5m Entire



BRISBANE
RACING CLUB

Section	Overall	1000m	800m	600m	400m	200m
Section Times	1:00.26 [3] (0:05.00)	0:55.26 [1] (0:11.24)	0:44.02 [2] (0:10.80)	0:33.22 [1] (0:10.85)	0:22.37 [1] (0:10.83)	0:11.54 [2] (0:11.54)
Average Speed [km/h]	36.3	64.4	66.9	66.1	66.4	62.4
Top Speed [km/h]	57.4	67.4	67.4	66.3	67.8	65.5
Avg. Dist. to Rail [m]	4.2	1.7	0.9	0.5	0.7	0.5
Avg. Stride Freq. [Hz]	2.1	2.4	2.4	2.4	2.5	2.4
Avg. Stride Length [m]	4.8	7.5	7.6	7.6	7.5	7.2



- [] Ranking at each section and finish
- .-.- No data available at this section
- NA No data available



Horse/Jockey Name	Spinning Spirit
Final Rank	4
Fastest Section Time (Section)	0:05.27 (Overall)
Top Speed [km/h] (Section)	68.9 (400m)
Race State	Finished



Doomben QLD Professional
Race 5: SOUTHS SPORTS CLUB BENCHMARK 75 Handicap - 1050m

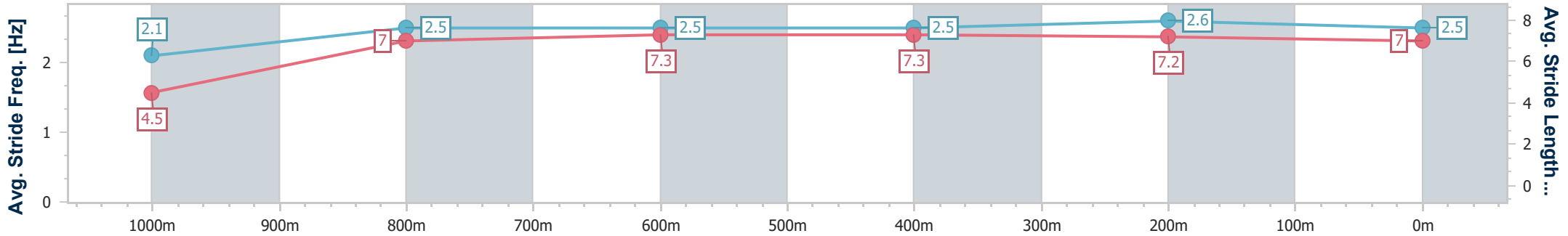
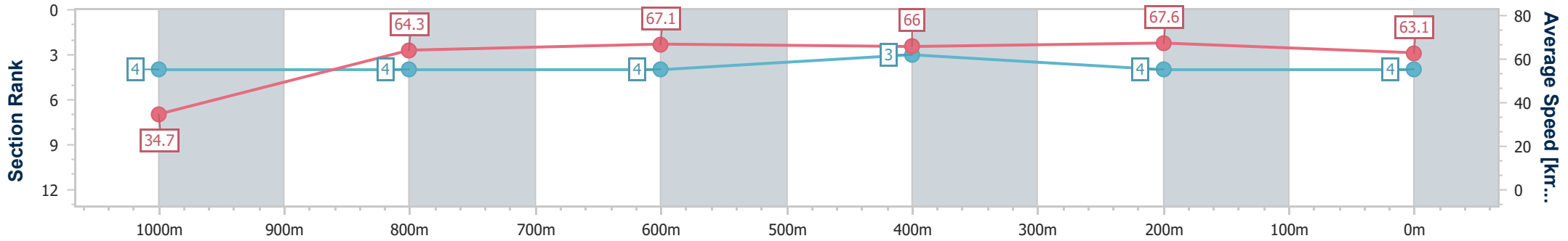


24 January 2024 - 16:33

BRISBANE RACING CLUB

Track Rating: Good 4, Weather: Fine, Rail Position: +9.5m Entire

Section	Overall	1000m	800m	600m	400m	200m
Section Times	1:00.34 [4] (0:05.27)	0:55.07 [4] (0:11.26)	0:43.81 [4] (0:10.82)	0:32.99 [4] (0:10.91)	0:22.08 [3] (0:10.71)	0:11.37 [4] (0:11.37)
Average Speed [km/h]	34.7	64.3	67.1	66.0	67.6	63.1
Top Speed [km/h]	54.4	67.1	67.9	67.1	68.9	66.8
Avg. Dist. to Rail [m]	5.6	1.6	1.8	0.4	1.6	1.8
Avg. Stride Freq. [Hz]	2.1	2.5	2.5	2.5	2.6	2.5
Avg. Stride Length [m]	4.5	7.0	7.3	7.3	7.2	7.0



- [] Ranking at each section and finish
- .-.- No data available at this section
- NA No data available



Horse/Jockey Name	Rusheen
Final Rank	5
Fastest Section Time (Section)	0:05.20 (Overall)
Top Speed [km/h] (Section)	69.4 (400m)
Race State	Finished



Doomben QLD Professional
Race 5: SOUTHS SPORTS CLUB BENCHMARK 75 Handicap - 1050m

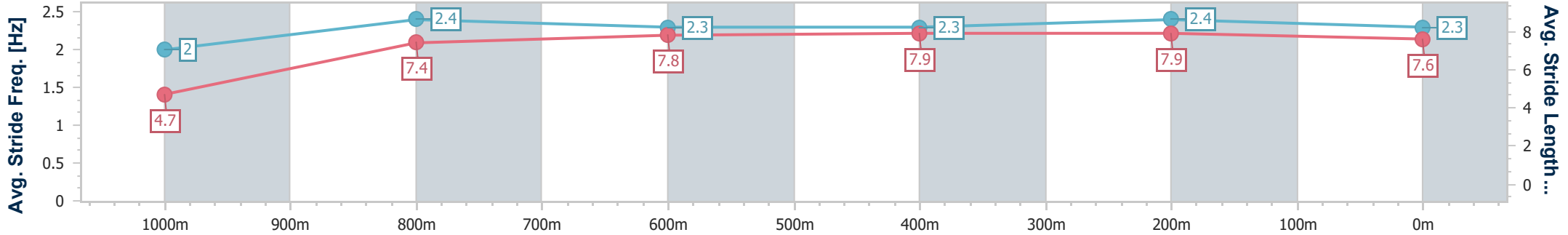
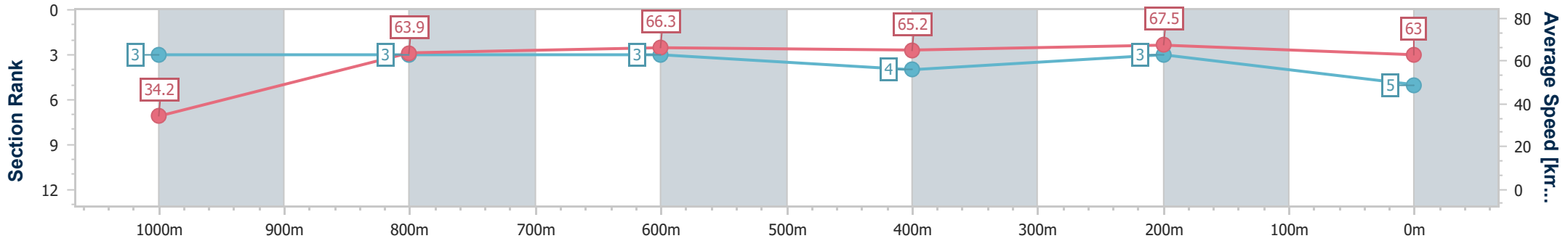


24 January 2024 - 16:33

BRISBANE RACING CLUB

Track Rating: Good 4, Weather: Fine, Rail Position: +9.5m Entire

Section	Overall	1000m	800m	600m	400m	200m
Section Times	1:00.35 [5] (0:05.20)	0:55.15 [3] (0:11.24)	0:43.91 [3] (0:10.82)	0:33.09 [3] (0:11.01)	0:22.08 [4] (0:10.67)	0:11.41 [3] (0:11.41)
Average Speed [km/h]	34.2	63.9	66.3	65.2	67.5	63.0
Top Speed [km/h]	55.1	67.3	67.3	67.8	69.4	67.0
Avg. Dist. to Rail [m]	1.1	1.0	0.8	0.5	0.5	0.9
Avg. Stride Freq. [Hz]	2.0	2.4	2.3	2.3	2.4	2.3
Avg. Stride Length [m]	4.7	7.4	7.8	7.9	7.9	7.6



- [] Ranking at each section and finish
- .-.- No data available at this section
- NA No data available