



Ipswich QLD Professional
Race 5: SEVEN NEWS Colts, Geldings and Entires Class 1 Handicap - 1100m
 21 January 2024 - 16:47



Track Rating: Soft 6, Weather: Fine, Rail Position: +10m Entire

Section		Overall	1000m	800m	600m	400m	200m	Last 600m					
Field Times		1:05.39 (0:08.22)	0:57.17 (0:10.89)	0:46.28 (0:11.07)	0:35.21 (0:11.17)	0:24.04 (0:11.59)	0:12.45 (0:12.45)	0:35.21					
Rank	TAB Horse/Jockey	Barrier	Top Speed [km/h]	Fastest Section							Margin	Distance Travelled [m]	
1	9 FULL CRY Andrew Spinks	9	67.2 1000m	0:08.26 Overall	1:05.39 [1] (0:08.26)	0:57.13 [2] (0:10.94)	0:46.19 [2] (0:11.00)	0:35.19 [2] (0:11.18)	0:24.01 [2] (0:11.56)	0:12.45 [1] (0:12.45)	1:05.39	0:35.19	
2	8 LASER BEAM James Orman	1	66.6 1000m	0:08.22 Overall	1:05.41 [2] (0:08.22)	0:57.19 [1] (0:10.89)	0:46.30 [1] (0:11.07)	0:35.23 [1] (0:11.17)	0:24.06 [1] (0:11.70)	0:12.36 [2] (0:12.36)	0.1L	0:35.23	-7
3	6 KINTAMANI Robbie Dolan	11	67.0 1000m	0:08.55 Overall	1:05.76 [3] (0:08.55)	0:57.21 [4] (0:10.95)	0:46.26 [4] (0:11.06)	0:35.20 [3] (0:11.28)	0:23.92 [3] (0:11.62)	0:12.30 [3] (0:12.30)	2.1L	0:35.20	-2
4	11 SPEEDY MACHO Jason Taylor	8	66.6 1000m	0:08.93 Overall	1:05.86 [4] (0:08.93)	0:56.93 [7] (0:11.07)	0:45.86 [7] (0:11.06)	0:34.80 [7] (0:11.14)	0:23.66 [7] (0:11.62)	0:12.04 [4] (0:12.04)	2.6L	0:34.80	-2
5	2 DEALING'S DONE Luke Tarrant	6	67.5 1000m	0:09.23 Overall	1:06.03 [5] (0:09.23)	0:56.80 [8] (0:10.97)	0:45.83 [8] (0:11.13)	0:34.70 [8] (0:11.08)	0:23.62 [8] (0:11.60)	0:12.02 [8] (0:12.02)	3.4L	0:34.70	-3
6	4 HE'S ESSENTIAL Ryan Maloney	3	65.8 1000m	0:08.40 Overall	1:06.14 [6] (0:08.40)	0:57.74 [3] (0:11.08)	0:46.66 [3] (0:11.13)	0:35.53 [4] (0:11.30)	0:24.23 [4] (0:11.91)	0:12.32 [4] (0:12.32)	3.9L	0:35.53	-5
7	12 WHISTLIN' RULER Rhiannon Payne	4	66.1 1000m	0:08.60 Overall	1:06.37 [7] (0:08.60)	0:57.77 [5] (0:11.08)	0:46.69 [5] (0:11.18)	0:35.51 [6] (0:11.28)	0:24.23 [6] (0:11.75)	0:12.48 [7] (0:12.48)	5.2L	0:35.51	-3
8	10 GOLD REVOLUTION Jake Bayliss	7	65.8 1000m	0:08.63 Overall	1:06.56 [8] (0:08.63)	0:57.93 [6] (0:11.08)	0:46.85 [6] (0:11.13)	0:35.72 [5] (0:11.19)	0:24.53 [5] (0:11.83)	0:12.70 [6] (0:12.70)	6.2L	0:35.72	-1

Did Not Finish: Hachiman (#5)

Scratched: Milton Road (#3), Son Of Beebee (#7), Bloodhawke (#1)

[] Ranking at each section and finish
 -:-:- No data available at this section
 NA No data available

SCN Saddle cloth number
 DNF Did not finish
 DNT Did not track



Horse/Jockey Name	Full Cry
Final Rank	1
Fastest Section Time (Section)	0:08.26 (Overall)
Top Speed [km/h] (Section)	67.2 (1000m)
Race State	Finished



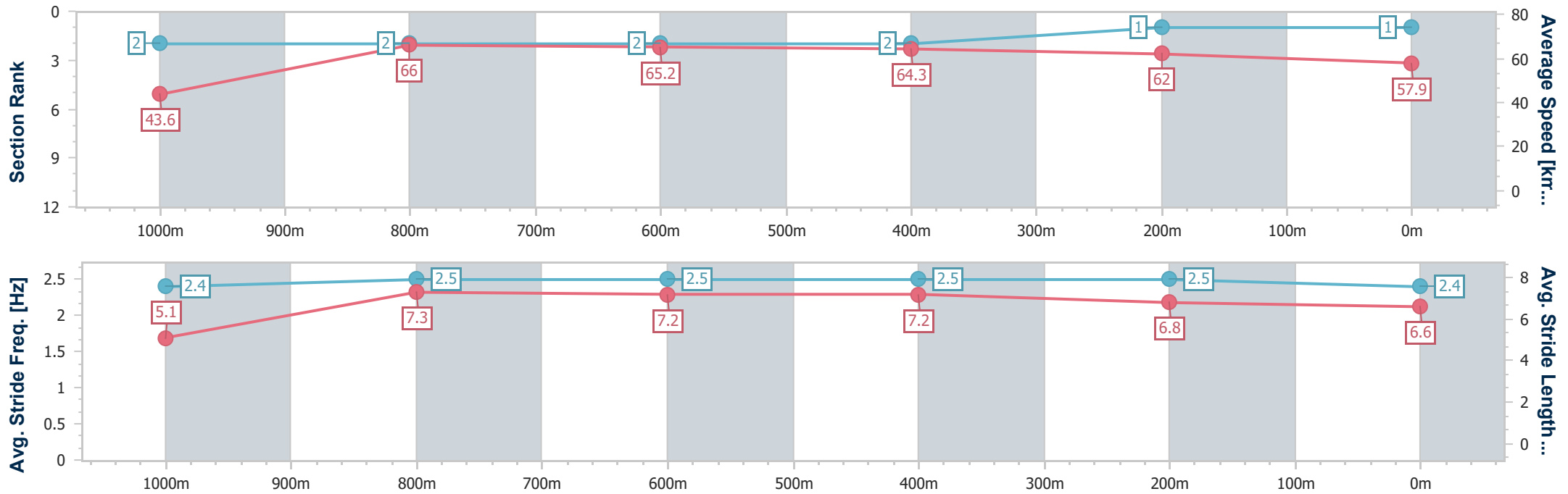
Ipswich QLD Professional
 Race 5: SEVEN NEWS Colts, Geldings and Entires Class 1
 Handicap - 1100m



21 January 2024 - 16:47

Track Rating: Soft 6, Weather: Fine, Rail Position: +10m Entire

Section	Overall	1000m	800m	600m	400m	200m
Section Times	1:05.39 [1] (0:08.26)	0:57.13 [2] (0:10.94)	0:46.19 [2] (0:11.00)	0:35.19 [2] (0:11.18)	0:24.01 [2] (0:11.56)	0:12.45 [1] (0:12.45)
Average Speed [km/h]	43.6	66.0	65.2	64.3	62.0	57.9
Top Speed [km/h]	63.9	67.2	66.4	65.1	63.1	61.1
Avg. Dist. to Rail [m]	6.4	1.3	1.0	0.5	0.8	0.4
Avg. Stride Freq. [Hz]	2.4	2.5	2.5	2.5	2.5	2.4
Avg. Stride Length [m]	5.1	7.3	7.2	7.2	6.8	6.6





Horse/Jockey Name	Lasar Beam
Final Rank	2
Fastest Section Time (Section)	0:08.22 (Overall)
Top Speed [km/h] (Section)	66.6 (1000m)
Race State	Finished



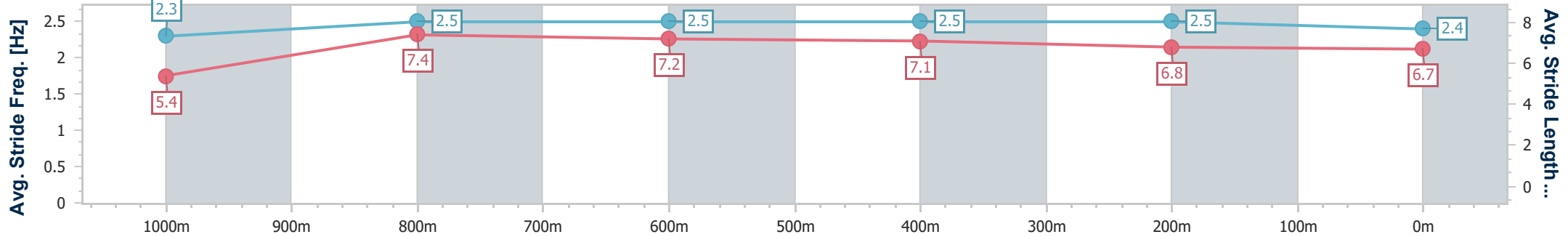
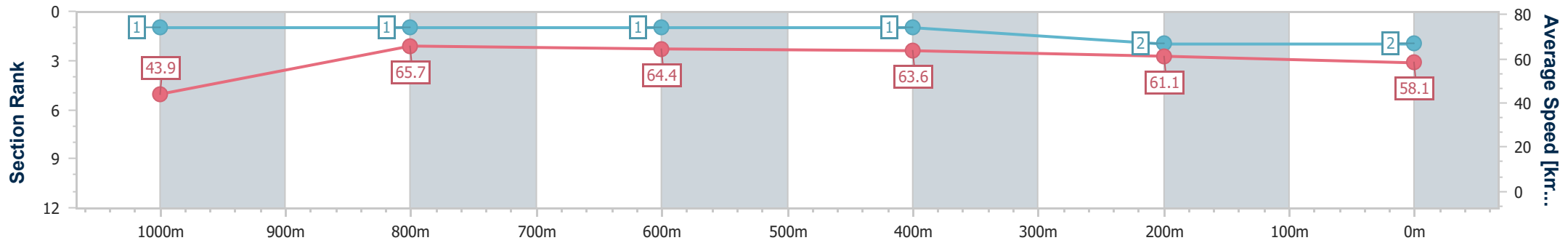
Ipswich QLD Professional
 Race 5: SEVEN NEWS Colts, Geldings and Entires Class 1
 Handicap - 1100m



21 January 2024 - 16:47

Track Rating: Soft 6, Weather: Fine, Rail Position: +10m Entire

Section	Overall	1000m	800m	600m	400m	200m
Section Times	1:05.41 [2] (0:08.22)	0:57.19 [1] (0:10.89)	0:46.30 [1] (0:11.07)	0:35.23 [1] (0:11.17)	0:24.06 [1] (0:11.70)	0:12.36 [2] (0:12.36)
Average Speed [km/h]	43.9	65.7	64.4	63.6	61.1	58.1
Top Speed [km/h]	64.1	66.6	65.8	65.1	62.1	62.5
Avg. Dist. to Rail [m]	0.8	2.0	2.9	3.2	2.2	1.8
Avg. Stride Freq. [Hz]	2.3	2.5	2.5	2.5	2.5	2.4
Avg. Stride Length [m]	5.4	7.4	7.2	7.1	6.8	6.7



- [] Ranking at each section and finish
- .-.- No data available at this section
- NA No data available



Horse/Jockey Name	Kintamani
Final Rank	3
Fastest Section Time (Section)	0:08.55 (Overall)
Top Speed [km/h] (Section)	67.0 (1000m)
Race State	Finished



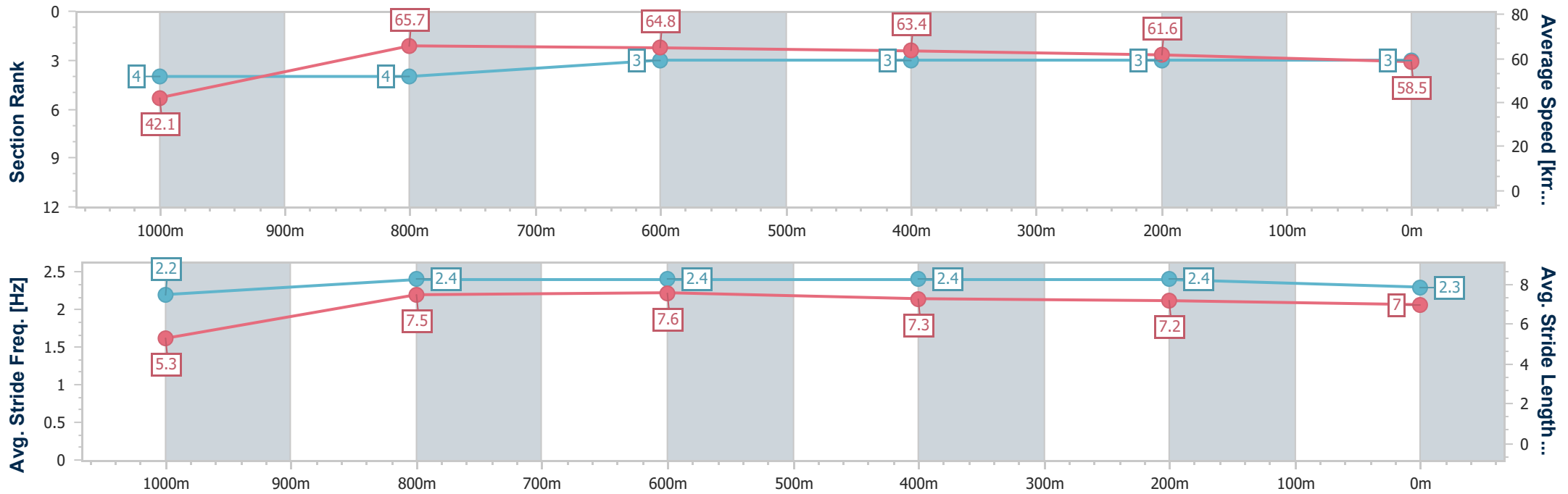
Ipswich QLD Professional
Race 5: SEVEN NEWS Colts, Geldings and Entires Class 1
Handicap - 1100m



21 January 2024 - 16:47

Track Rating: Soft 6, Weather: Fine, Rail Position: +10m Entire

Section	Overall	1000m	800m	600m	400m	200m
Section Times	1:05.76 [3] (0:08.55)	0:57.21 [4] (0:10.95)	0:46.26 [4] (0:11.06)	0:35.20 [3] (0:11.28)	0:23.92 [3] (0:11.62)	0:12.30 [3] (0:12.30)
Average Speed [km/h]	42.1	65.7	64.8	63.4	61.6	58.5
Top Speed [km/h]	63.5	67.0	65.7	65.4	62.8	60.4
Avg. Dist. to Rail [m]	6.9	1.1	1.6	1.0	0.8	0.5
Avg. Stride Freq. [Hz]	2.2	2.4	2.4	2.4	2.4	2.3
Avg. Stride Length [m]	5.3	7.5	7.6	7.3	7.2	7.0



- [] Ranking at each section and finish
- .-.- No data available at this section
- NA No data available



Horse/Jockey Name	Speedy Macho
Final Rank	4
Fastest Section Time (Section)	0:08.93 (Overall)
Top Speed [km/h] (Section)	66.6 (1000m)
Race State	Finished



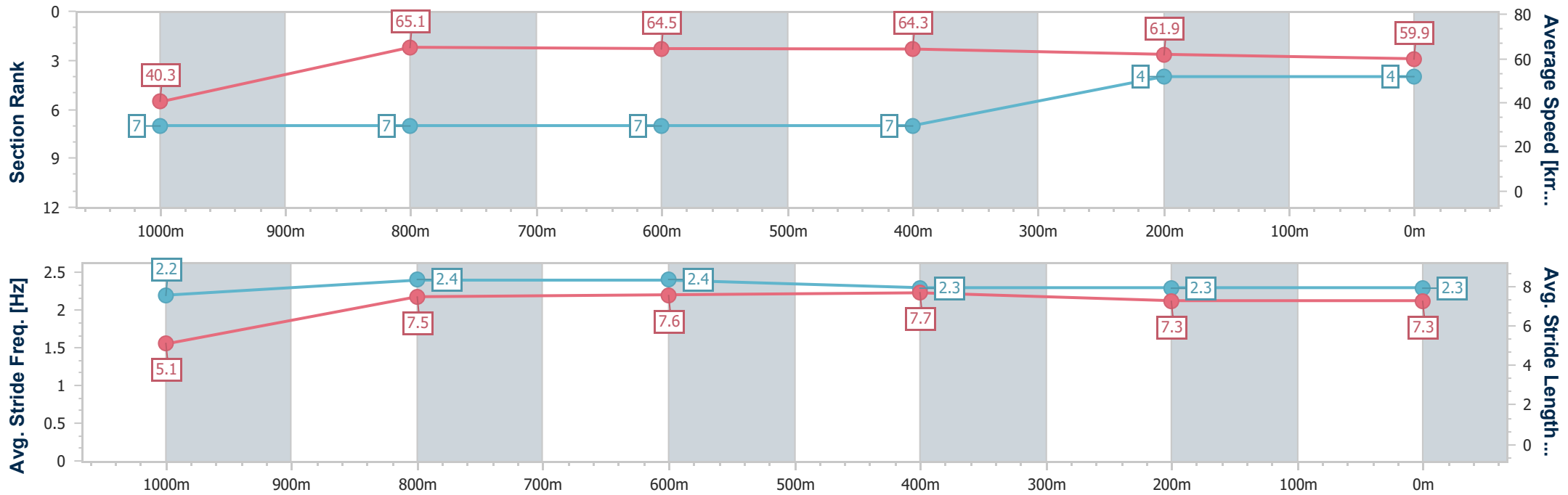
Ipswich QLD Professional
Race 5: SEVEN NEWS Colts, Geldings and Entires Class 1
Handicap - 1100m



21 January 2024 - 16:47

Track Rating: Soft 6, Weather: Fine, Rail Position: +10m Entire

Section	Overall	1000m	800m	600m	400m	200m
Section Times	1:05.86 [4] (0:08.93)	0:56.93 [7] (0:11.07)	0:45.86 [7] (0:11.06)	0:34.80 [7] (0:11.14)	0:23.66 [7] (0:11.62)	0:12.04 [4] (0:12.04)
Average Speed [km/h]	40.3	65.1	64.5	64.3	61.9	59.9
Top Speed [km/h]	63.4	66.6	65.4	65.3	63.7	61.8
Avg. Dist. to Rail [m]	6.4	0.9	2.1	1.6	1.1	1.8
Avg. Stride Freq. [Hz]	2.2	2.4	2.4	2.3	2.3	2.3
Avg. Stride Length [m]	5.1	7.5	7.6	7.7	7.3	7.3



- [] Ranking at each section and finish
- .-.- No data available at this section
- NA No data available



Horse/Jockey Name	Dealing's Done
Final Rank	5
Fastest Section Time (Section)	0:09.23 (Overall)
Top Speed [km/h] (Section)	67.5 (1000m)
Race State	Finished



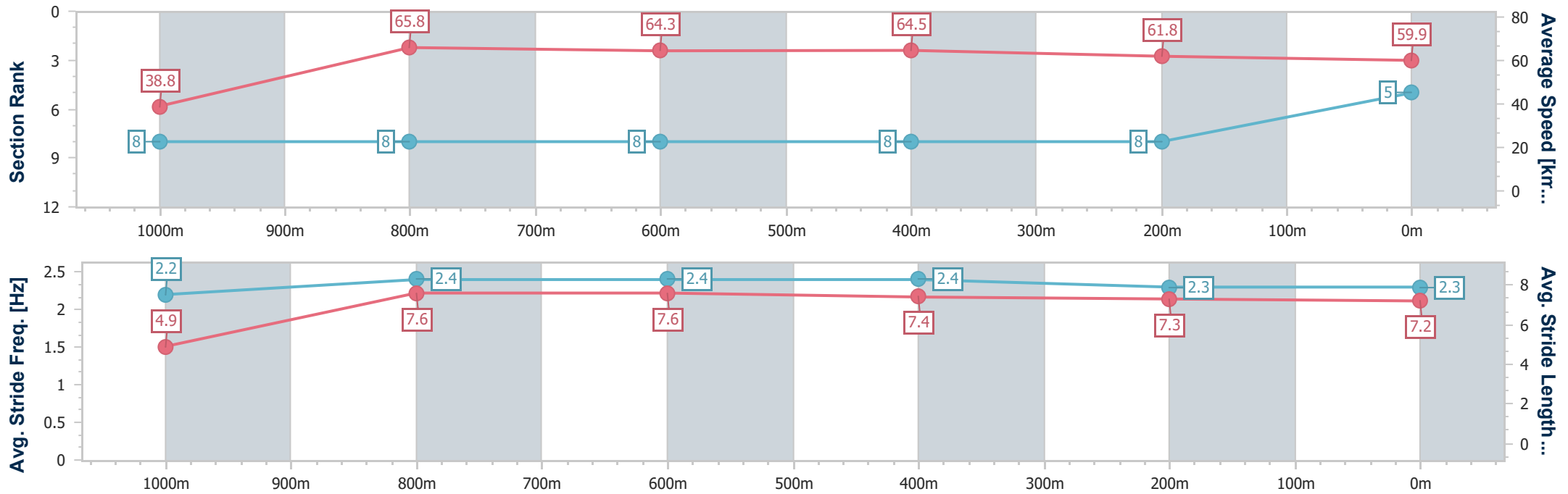
Ipswich QLD Professional
 Race 5: SEVEN NEWS Colts, Geldings and Entires Class 1
 Handicap - 1100m



21 January 2024 - 16:47

Track Rating: Soft 6, Weather: Fine, Rail Position: +10m Entire

Section	Overall	1000m	800m	600m	400m	200m
Section Times	1:06.03 [5] (0:09.23)	0:56.80 [8] (0:10.97)	0:45.83 [8] (0:11.13)	0:34.70 [8] (0:11.08)	0:23.62 [8] (0:11.60)	0:12.02 [8] (0:12.02)
Average Speed [km/h]	38.8	65.8	64.3	64.5	61.8	59.9
Top Speed [km/h]	64.2	67.5	65.4	65.3	62.5	61.0
Avg. Dist. to Rail [m]	4.4	0.4	1.2	2.1	1.0	2.8
Avg. Stride Freq. [Hz]	2.2	2.4	2.4	2.4	2.3	2.3
Avg. Stride Length [m]	4.9	7.6	7.6	7.4	7.3	7.2



- [] Ranking at each section and finish
- .-.- No data available at this section
- NA No data available



Horse/Jockey Name	He's Essential
Final Rank	6
Fastest Section Time (Section)	0:08.40 (Overall)
Top Speed [km/h] (Section)	65.8 (1000m)
Race State	Finished



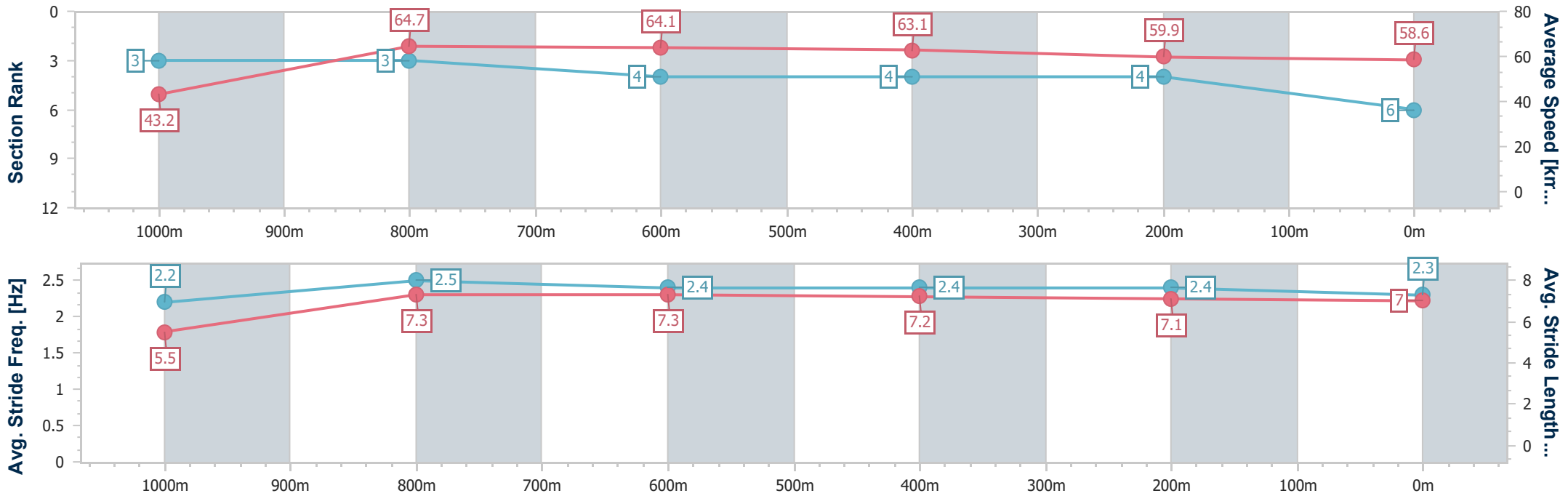
Ipswich QLD Professional
Race 5: SEVEN NEWS Colts, Geldings and Entires Class 1
Handicap - 1100m



21 January 2024 - 16:47

Track Rating: Soft 6, Weather: Fine, Rail Position: +10m Entire

Section	Overall	1000m	800m	600m	400m	200m
Section Times	1:06.14 [6] (0:08.40)	0:57.74 [3] (0:11.08)	0:46.66 [3] (0:11.13)	0:35.53 [4] (0:11.30)	0:24.23 [4] (0:11.91)	0:12.32 [4] (0:12.32)
Average Speed [km/h]	43.2	64.7	64.1	63.1	59.9	58.6
Top Speed [km/h]	62.4	65.8	65.4	64.8	60.9	59.4
Avg. Dist. to Rail [m]	3.6	1.0	2.1	2.6	2.8	2.0
Avg. Stride Freq. [Hz]	2.2	2.5	2.4	2.4	2.4	2.3
Avg. Stride Length [m]	5.5	7.3	7.3	7.2	7.1	7.0



- [] Ranking at each section and finish
- .-.- No data available at this section
- NA No data available



Horse/Jockey Name	Whistlin' Ruler
Final Rank	7
Fastest Section Time (Section)	0:08.60 (Overall)
Top Speed [km/h] (Section)	66.1 (1000m)
Race State	Finished



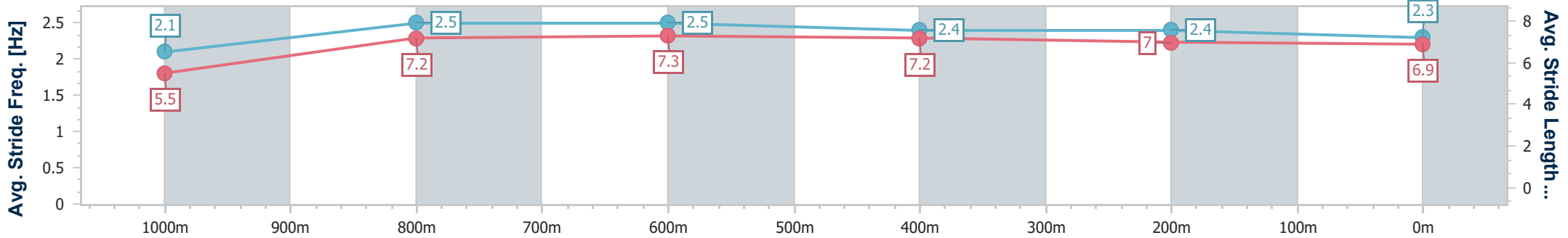
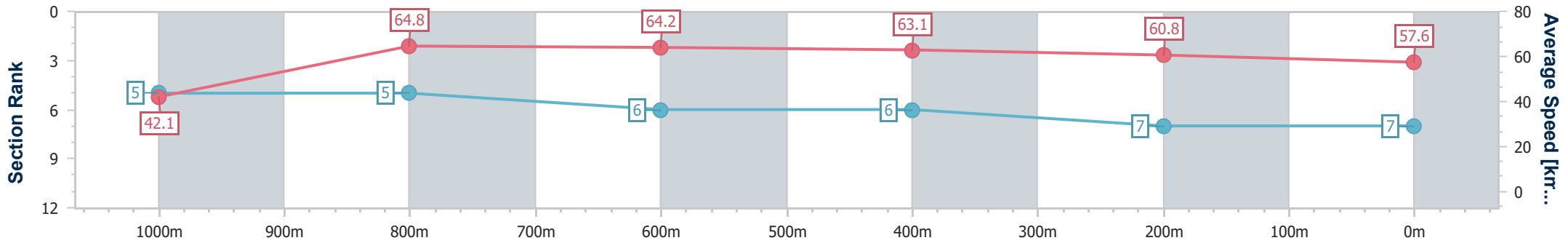
Ipswich QLD Professional
 Race 5: SEVEN NEWS Colts, Geldings and Entires Class 1
 Handicap - 1100m



21 January 2024 - 16:47

Track Rating: Soft 6, Weather: Fine, Rail Position: +10m Entire

Section	Overall	1000m	800m	600m	400m	200m
Section Times	1:06.37 [7] (0:08.60)	0:57.77 [5] (0:11.08)	0:46.69 [5] (0:11.18)	0:35.51 [6] (0:11.28)	0:24.23 [6] (0:11.75)	0:12.48 [7] (0:12.48)
Average Speed [km/h]	42.1	64.8	64.2	63.1	60.8	57.6
Top Speed [km/h]	63.1	66.1	64.5	63.9	61.8	59.5
Avg. Dist. to Rail [m]	4.5	0.4	1.3	2.8	1.6	0.5
Avg. Stride Freq. [Hz]	2.1	2.5	2.5	2.4	2.4	2.3
Avg. Stride Length [m]	5.5	7.2	7.3	7.2	7.0	6.9



- [] Ranking at each section and finish
- .-.- No data available at this section
- NA No data available



Horse/Jockey Name	Gold Revolution
Final Rank	8
Fastest Section Time (Section)	0:08.63 (Overall)
Top Speed [km/h] (Section)	65.8 (1000m)
Race State	Finished



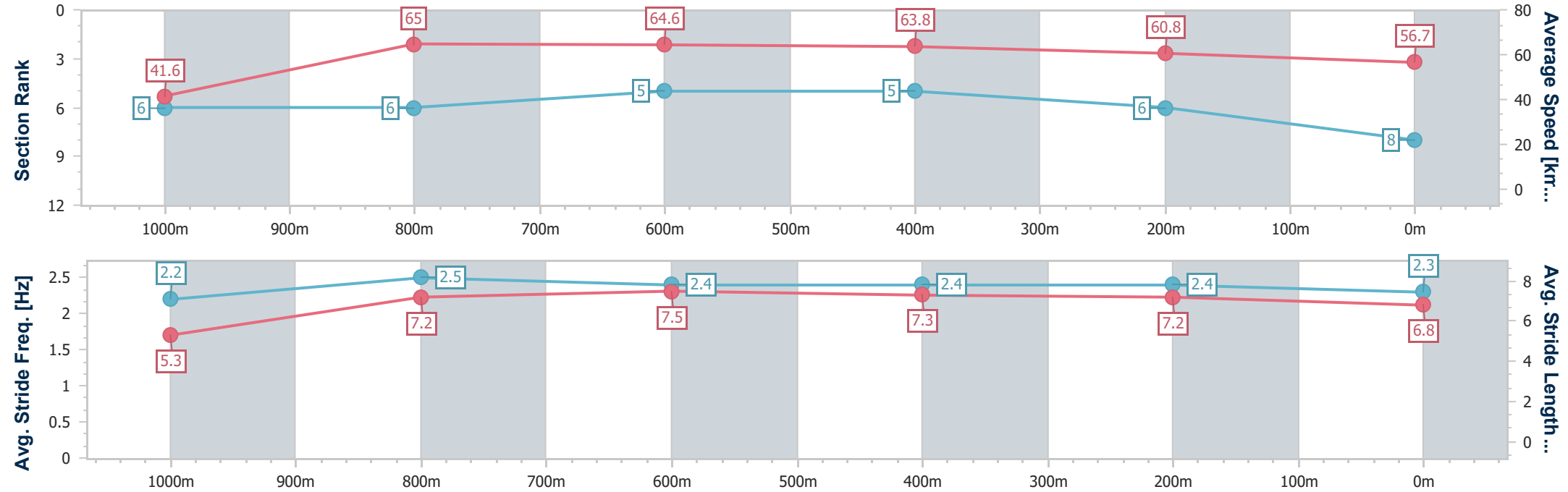
Ipswich QLD Professional
Race 5: SEVEN NEWS Colts, Geldings and Entires Class 1
Handicap - 1100m



21 January 2024 - 16:47

Track Rating: Soft 6, Weather: Fine, Rail Position: +10m Entire

Section	Overall	1000m	800m	600m	400m	200m
Section Times	1:06.56 [8] (0:08.63)	0:57.93 [6] (0:11.08)	0:46.85 [6] (0:11.13)	0:35.72 [5] (0:11.19)	0:24.53 [5] (0:11.83)	0:12.70 [6] (0:12.70)
Average Speed [km/h]	41.6	65.0	64.6	63.8	60.8	56.7
Top Speed [km/h]	63.5	65.8	65.5	65.7	62.1	59.2
Avg. Dist. to Rail [m]	5.6	0.5	1.2	1.3	0.3	1.4
Avg. Stride Freq. [Hz]	2.2	2.5	2.4	2.4	2.4	2.3
Avg. Stride Length [m]	5.3	7.2	7.5	7.3	7.2	6.8



- [] Ranking at each section and finish
- .-.- No data available at this section
- NA No data available



Horse/Jockey Name	Hachiman
Final Rank	2147483647
Fastest Section Time (Section)	0:10.03 (Overall)
Top Speed [km/h] (Section)	64.1 (1000m)
Race State	DidNotFinish



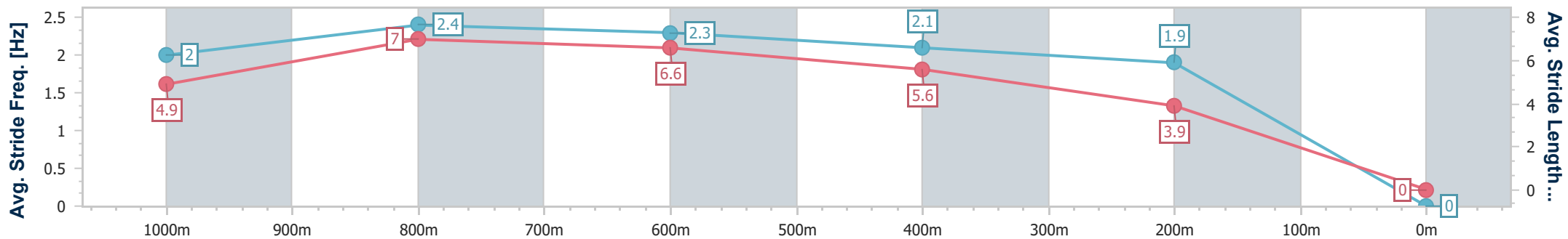
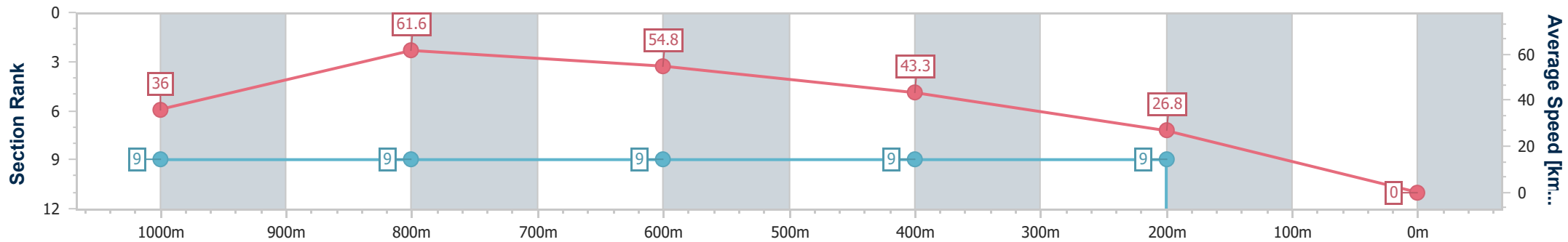
Ipswich QLD Professional
 Race 5: SEVEN NEWS Colts, Geldings and Entires Class 1
 Handicap - 1100m



21 January 2024 - 16:47

Track Rating: Soft 6, Weather: Fine, Rail Position: +10m Entire

Section	Overall	1000m	800m	600m	400m	200m
Section Times	0:00.00 [2147483647] (0:10.03)	0:00.00 [9] (0:11.65)	0:00.00 [9] (0:13.03)	0:00.00 [9] (0:16.74)	0:00.00 [9] (0:27.05)	:-:--
Average Speed [km/h]	36.0	61.6	54.8	43.3	26.8	0.0
Top Speed [km/h]	61.7	64.1	59.4	51.0	36.1	---
Avg. Dist. to Rail [m]	3.1	0.7	1.1	1.5	1.5	0.0
Avg. Stride Freq. [Hz]	2.0	2.4	2.3	2.1	1.9	---
Avg. Stride Length [m]	4.9	7.0	6.6	5.6	3.9	---



- [] Ranking at each section and finish
- :-:-- No data available at this section
- NA No data available

- [] Ranking at each section and finish
- :--:- No data available at this section
- NA No data available