



Ipswich QLD Professional

Race 4: EVENTS AT IEEC.COM.AU BENCHMARK 58 Handicap - 2210m

21 January 2024 - 16:08



Track Rating: Soft 6, Weather: Fine, Rail Position: +10m Entire

Section		Overall	2000m	1800m	1600m	1400m	1200m	1000m	Last 600m				
Field Times		2:19.79 (0:15.19)	2:04.60 (0:11.26)	1:53.34 (0:12.02)	1:41.32 (0:12.80)	1:28.52 (0:13.13)	1:15.39 (0:13.36)	1:02.03 (0:12.51)	0:37.42				
Rank	TAB Horse/Jockey	Barrier	Top Speed [km/h]	Fastest Section									Distance Travelled [m]
1	4 AUTUMN SHOW Ryan Wiggins	7	63.0	0:11.59	2:19.79 [1] (0:15.78)	2:04.01 [8] (0:11.59)	1:52.42 [9] (0:12.06)	1:40.36 [9] (0:12.79)	1:27.57 [9] (0:13.16)	1:14.41 [9] (0:12.82)	1:01.59 [6] (0:12.07)	0:37.42	
2	2 SEA TREASURES Jai Williams	6	66.5	0:11.37	2:20.10 [2] (0:15.31)	2:04.79 [4] (0:11.37)	1:53.42 [4] (0:12.25)	1:41.17 [6] (0:12.84)	1:28.33 [5] (0:13.14)	1:15.19 [5] (0:13.13)	1:02.06 [4] (0:12.56)	0:37.44	+5
3	5 LA VITTORIA Tahlia Fenlon	9	64.0	0:11.41	2:20.37 [3] (0:15.59)	2:04.78 [7] (0:11.41)	1:53.37 [7] (0:12.09)	1:41.28 [7] (0:12.89)	1:28.39 [7] (0:13.12)	1:15.27 [7] (0:13.21)	1:02.06 [8] (0:12.70)	0:37.31	+3
4	8 NGOZI Michael Cahill	5	64.2	0:11.44	2:20.49 [4] (0:15.86)	2:04.63 [9] (0:11.44)	1:53.19 [8] (0:11.91)	1:41.28 [8] (0:12.93)	1:28.35 [8] (0:13.06)	1:15.29 [8] (0:13.26)	1:02.03 [9] (0:12.46)	0:37.49	+2
5	3 OSAKA MISS James Orman	2	64.9	0:11.27	2:20.62 [5] (0:15.50)	2:05.12 [6] (0:11.27)	1:53.85 [6] (0:11.98)	1:41.87 [4] (0:12.90)	1:28.97 [3] (0:13.10)	1:15.87 [3] (0:13.29)	1:02.58 [3] (0:12.64)	0:37.81	+4
6	1 END OF MONTH Ryan Maloney	3	64.5	0:11.26	2:20.65 [6] (0:15.19)	2:05.46 [1] (0:11.26)	1:54.20 [1] (0:12.18)	1:42.02 [3] (0:13.04)	1:28.98 [4] (0:13.10)	1:15.88 [4] (0:13.32)	1:02.56 [5] (0:12.54)	0:37.82	-3
7	10 MOTTRAM Casey Waddell	1	65.4	0:11.26	2:20.98 [7] (0:15.47)	2:05.51 [5] (0:11.26)	1:54.25 [5] (0:12.17)	1:42.08 [5] (0:13.04)	1:29.04 [6] (0:13.10)	1:15.94 [6] (0:13.26)	1:02.68 [7] (0:12.64)	0:37.92	-3
8	9 PERSIAN FRONT Samantha Collett	8	68.5	0:11.26	2:21.97 [8] (0:15.21)	2:06.76 [2] (0:11.26)	1:55.50 [3] (0:12.11)	1:43.39 [2] (0:12.78)	1:30.61 [2] (0:13.16)	1:17.45 [2] (0:13.36)	1:04.09 [2] (0:12.63)	0:39.20	+4
9	7 FIT AND PROPER Adin Thompson	4	65.3	0:11.20	2:23.36 [9] (0:15.25)	2:08.11 [3] (0:11.20)	1:56.91 [1] (0:12.02)	1:44.89 [1] (0:12.80)	1:32.09 [1] (0:13.13)	1:18.96 [1] (0:13.36)	1:05.60 [1] (0:12.61)	0:40.72	-2

Scratched: Kahraba (#6)

[] Ranking at each section and finish
 -:-:- No data available at this section
 NA No data available

SCN Saddle cloth number
 DNF Did not finish
 DNT Did not track



Ipswich QLD Professional

Race 4: EVENTS AT IEEC.COM.AU BENCHMARK 58 Handicap - 2210m

21 January 2024 - 16:08



Track Rating: Soft 6, Weather: Fine, Rail Position: +10m Entire

Section										Last 600m	
Field Times				800m	600m	400m	200m			0:37.42	
				0:49.52 (0:12.10)	0:37.42 (0:12.19)	0:25.23 (0:12.50)	0:12.73 (0:12.73)				
Rank	TAB	Horse/Jockey	Barrier	Top Speed [km/h]	Fastest Section					Margin	Distance Travelled [m]
1	4	AUTUMN SHOW Ryan Wiggins	7	63.0 Overall	0:11.59 2000m	0:49.52 [1] (0:12.10)	0:37.42 [1] (0:12.19)	0:25.23 [1] (0:12.50)	0:12.73 [1] (0:12.73)	2:19.79	0:37.42
2	2	SEA TREASURES Jai Williams	6	66.5 Overall	0:11.37 2000m	0:49.50 [4] (0:12.06)	0:37.44 [3] (0:12.06)	0:25.38 [2] (0:12.46)	0:12.92 [2] (0:12.92)	1.8L	0:37.44 +5
3	5	LA VITTORIA Tahlia Fenlon	9	64.0 2000m	0:11.41 2000m	0:49.36 [9] (0:12.05)	0:37.31 [8] (0:12.34)	0:24.97 [7] (0:12.21)	0:12.76 [4] (0:12.76)	3.3L	0:37.31 +3
4	8	NGOZI Michael Cahill	5	64.2 Overall	0:11.44 2000m	0:49.57 [7] (0:12.08)	0:37.49 [7] (0:12.28)	0:25.21 [6] (0:12.53)	0:12.68 [6] (0:12.68)	3.8L	0:37.49 +2
5	3	OSAKA MISS James Orman	2	64.9 2000m	0:11.27 2000m	0:49.94 [6] (0:12.13)	0:37.81 [5] (0:12.22)	0:25.59 [3] (0:12.58)	0:13.01 [3] (0:13.01)	4.6L	0:37.81 +4
6	1	END OF MONTH Ryan Maloney	3	64.5 2000m	0:11.26 2000m	0:50.02 [5] (0:12.20)	0:37.82 [6] (0:12.32)	0:25.50 [4] (0:12.52)	0:12.98 [5] (0:12.98)	4.7L	0:37.82 -3
7	10	MOTTRAM Casey Waddell	1	65.4 2000m	0:11.26 2000m	0:50.04 [8] (0:12.12)	0:37.92 [9] (0:12.37)	0:25.55 [8] (0:12.62)	0:12.93 [7] (0:12.93)	6.5L	0:37.92 -3
8	9	PERSIAN FRONT Samantha Collett	8	68.5 Overall	0:11.26 2000m	0:51.46 [3] (0:12.26)	0:39.20 [4] (0:12.72)	0:26.48 [9] (0:12.91)	0:13.57 [9] (0:13.57)	12.3L	0:39.20 +4
9	7	FIT AND PROPER Adin Thompson	4	65.3 2000m	0:11.20 2000m	0:52.99 [2] (0:12.27)	0:40.72 [2] (0:12.56)	0:28.16 [5] (0:13.16)	0:15.00 [8] (0:15.00)	20.3L	0:40.72 -2

Scratched: Kahraba (#6)

[] Ranking at each section and finish
 -:-:- No data available at this section
 NA No data available

SCN Saddle cloth number
 DNF Did not finish
 DNT Did not track



Horse/Jockey Name	Autumn Show
Final Rank	1
Fastest Section Time (Section)	0:11.59 (2000m)
Top Speed [km/h] (Section)	63.0 (Overall)
Race State	Finished



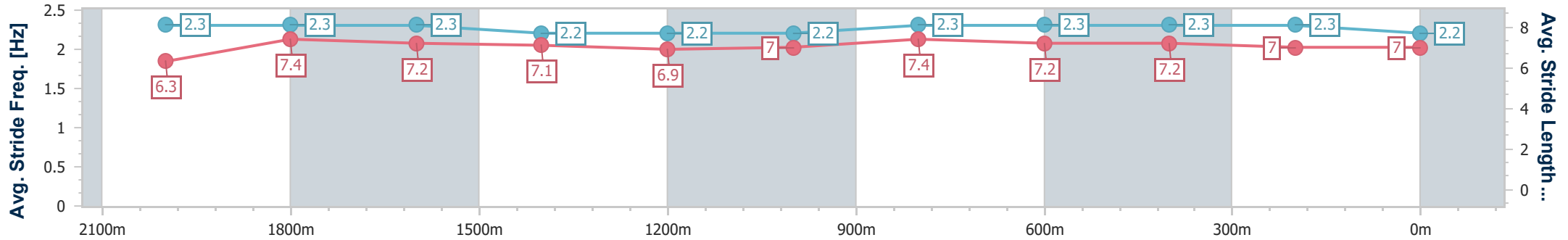
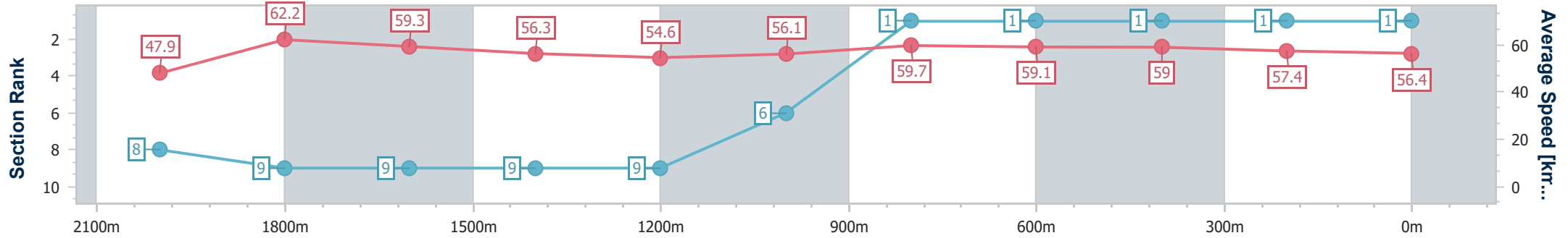
Ipswich QLD Professional
Race 4: EVENTS AT IEEC.COM.AU BENCHMARK 58 Handicap - 2210m



21 January 2024 - 16:08

Track Rating: Soft 6, Weather: Fine, Rail Position: +10m Entire

Section	Overall	2000m	1800m	1600m	1400m	1200m	1000m	800m	600m	400m	200m
Section Times	2:19.79 [1] (0:15.78)	2:04.01 [8] (0:11.59)	1:52.42 [9] (0:12.06)	1:40.36 [9] (0:12.79)	1:27.57 [9] (0:13.16)	1:14.41 [9] (0:12.82)	1:01.59 [6] (0:12.07)	0:49.52 [1] (0:12.10)	0:37.42 [1] (0:12.19)	0:25.23 [1] (0:12.50)	0:12.73 [1] (0:12.73)
Average Speed [km/h]	47.9	62.2	59.3	56.3	54.6	56.1	59.7	59.1	59.0	57.4	56.4
Top Speed [km/h]	63.0	62.9	61.5	58.0	55.3	60.0	60.4	59.6	61.5	58.6	58.4
Avg. Dist. to Rail [m]	3.7	0.5	0.8	0.7	0.5	0.4	1.0	1.6	0.9	1.3	1.3
Avg. Stride Freq. [Hz]	2.3	2.3	2.3	2.2	2.2	2.2	2.3	2.3	2.3	2.3	2.2
Avg. Stride Length [m]	6.3	7.4	7.2	7.1	6.9	7.0	7.4	7.2	7.2	7.0	7.0



- [] Ranking at each section and finish
- .-.- No data available at this section
- NA No data available



Horse/Jockey Name	Sea Treasures
Final Rank	2
Fastest Section Time (Section)	0:11.37 (2000m)
Top Speed [km/h] (Section)	66.5 (Overall)
Race State	Finished



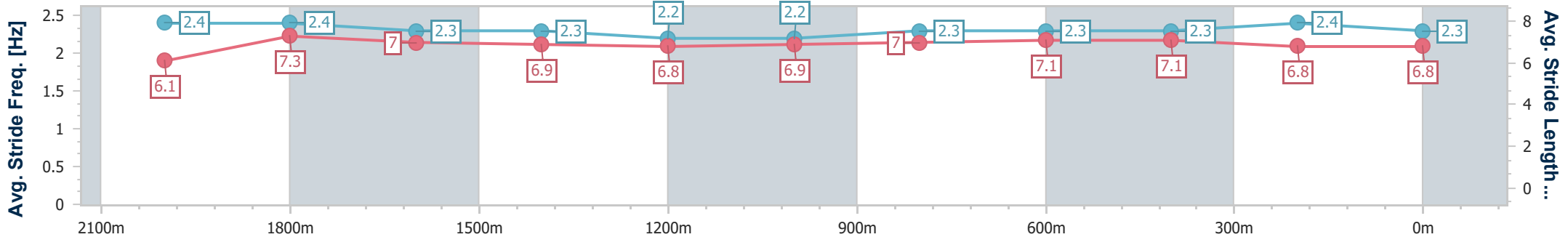
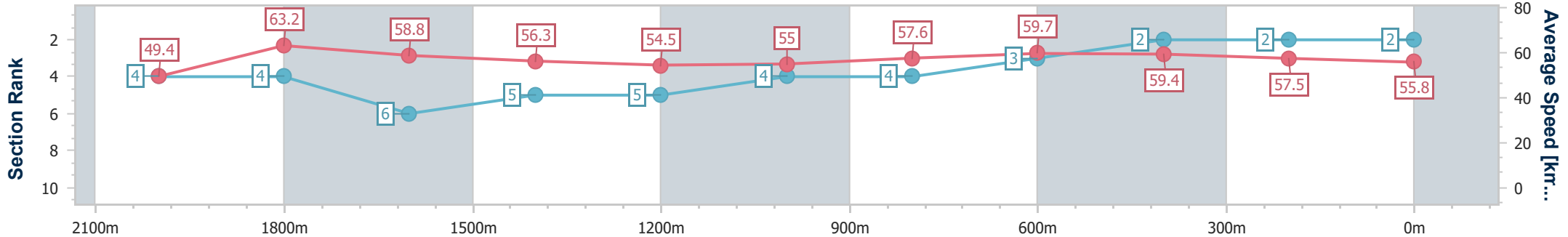
Ipswich QLD Professional
Race 4: EVENTS AT IEEC.COM.AU BENCHMARK 58 Handicap - 2210m



21 January 2024 - 16:08

Track Rating: Soft 6, Weather: Fine, Rail Position: +10m Entire

Section	Overall	2000m	1800m	1600m	1400m	1200m	1000m	800m	600m	400m	200m
Section Times	2:20.10 [2] (0:15.31)	2:04.79 [4] (0:11.37)	1:53.42 [4] (0:12.25)	1:41.17 [6] (0:12.84)	1:28.33 [5] (0:13.14)	1:15.19 [5] (0:13.13)	1:02.06 [4] (0:12.56)	0:49.50 [4] (0:12.06)	0:37.44 [3] (0:12.06)	0:25.38 [2] (0:12.46)	0:12.92 [2] (0:12.92)
Average Speed [km/h]	49.4	63.2	58.8	56.3	54.5	55.0	57.6	59.7	59.4	57.5	55.8
Top Speed [km/h]	66.5	64.0	61.8	58.2	55.5	56.0	59.3	60.5	60.5	58.7	57.0
Avg. Dist. to Rail [m]	3.0	0.3	0.3	0.2	0.1	0.8	1.0	0.5	0.9	0.8	0.7
Avg. Stride Freq. [Hz]	2.4	2.4	2.3	2.3	2.2	2.2	2.3	2.3	2.3	2.4	2.3
Avg. Stride Length [m]	6.1	7.3	7.0	6.9	6.8	6.9	7.0	7.1	7.1	6.8	6.8



- [] Ranking at each section and finish
- .-.- No data available at this section
- NA No data available



Horse/Jockey Name	La Vittoria
Final Rank	3
Fastest Section Time (Section)	0:11.41 (2000m)
Top Speed [km/h] (Section)	64.0 (2000m)
Race State	Finished



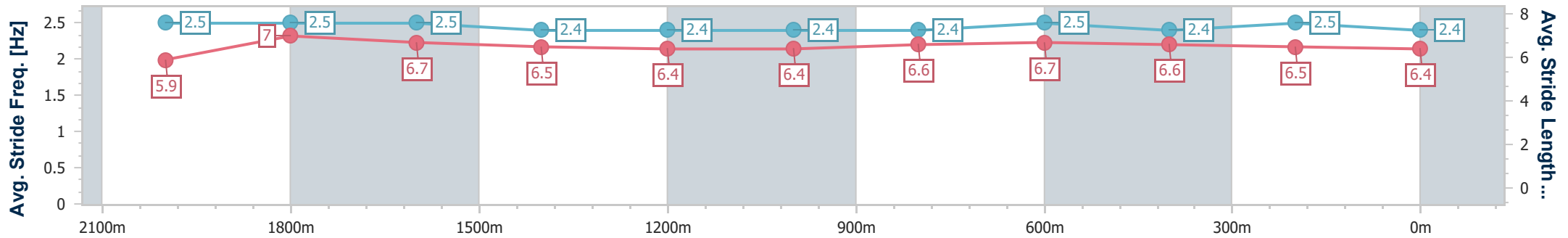
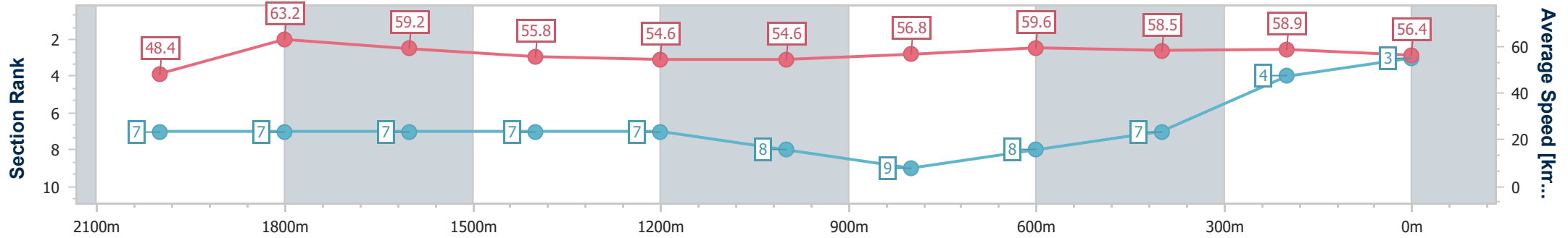
Ipswich QLD Professional
Race 4: EVENTS AT IEEC.COM.AU BENCHMARK 58 Handicap - 2210m



21 January 2024 - 16:08

Track Rating: Soft 6, Weather: Fine, Rail Position: +10m Entire

Section	Overall	2000m	1800m	1600m	1400m	1200m	1000m	800m	600m	400m	200m
Section Times	2:20.37 [3] (0:15.59)	2:04.78 [7] (0:11.41)	1:53.37 [7] (0:12.09)	1:41.28 [7] (0:12.89)	1:28.39 [7] (0:13.12)	1:15.27 [7] (0:13.21)	1:02.06 [8] (0:12.70)	0:49.36 [9] (0:12.05)	0:37.31 [8] (0:12.34)	0:24.97 [7] (0:12.21)	0:12.76 [4]
Average Speed [km/h]	48.4	63.2	59.2	55.8	54.6	54.6	56.8	59.6	58.5	58.9	56.4
Top Speed [km/h]	63.4	64.0	61.8	58.0	55.9	55.4	58.5	60.8	60.5	59.4	58.2
Avg. Dist. to Rail [m]	5.4	0.4	0.8	0.8	0.9	0.3	0.4	0.4	0.4	0.9	1.9
Avg. Stride Freq. [Hz]	2.5	2.5	2.5	2.4	2.4	2.4	2.4	2.5	2.4	2.5	2.4
Avg. Stride Length [m]	5.9	7.0	6.7	6.5	6.4	6.4	6.6	6.7	6.6	6.5	6.4



- [] Ranking at each section and finish
- .-.- No data available at this section
- NA No data available



Horse/Jockey Name	Ngozi
Final Rank	4
Fastest Section Time (Section)	0:11.44 (2000m)
Top Speed [km/h] (Section)	64.2 (Overall)
Race State	Finished



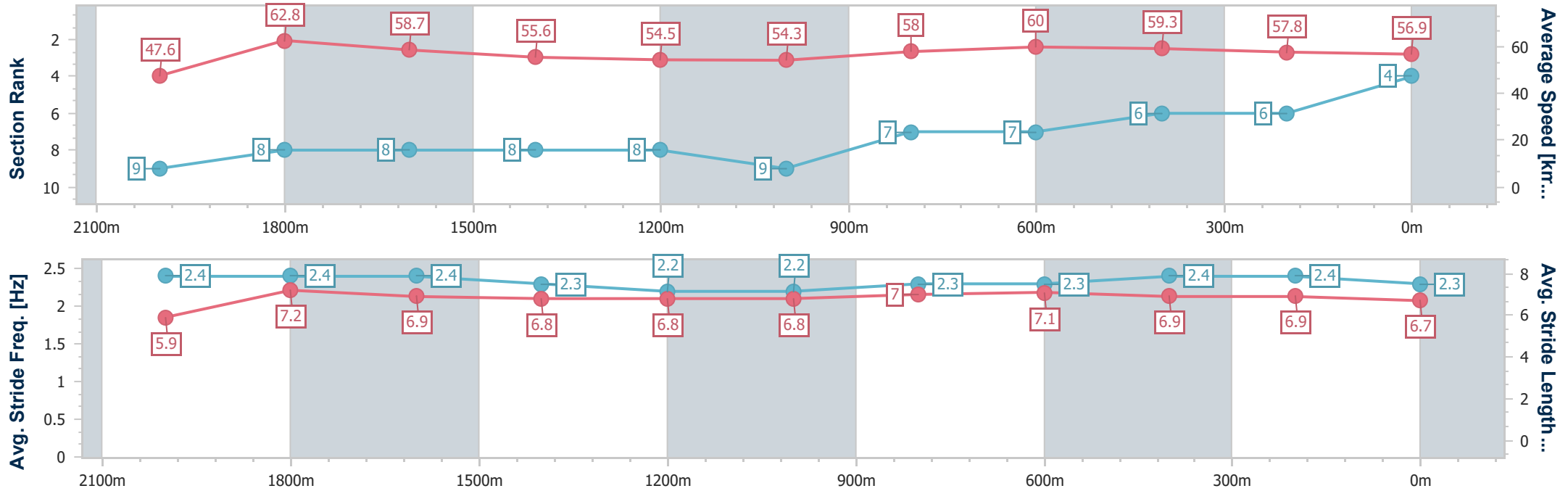
Ipswich QLD Professional
Race 4: EVENTS AT IEEC.COM.AU BENCHMARK 58 Handicap - 2210m



21 January 2024 - 16:08

Track Rating: Soft 6, Weather: Fine, Rail Position: +10m Entire

Section	Overall	2000m	1800m	1600m	1400m	1200m	1000m	800m	600m	400m	200m
Section Times	2:20.49 [4] (0:15.86)	2:04.63 [9] (0:11.44)	1:53.19 [8] (0:11.91)	1:41.28 [8] (0:12.93)	1:28.35 [8] (0:13.06)	1:15.29 [8] (0:13.26)	1:02.03 [9] (0:12.46)	0:49.57 [7] (0:12.08)	0:37.49 [7] (0:12.28)	0:25.21 [6] (0:12.53)	0:12.68 [6] (0:12.68)
Average Speed [km/h]	47.6	62.8	58.7	55.6	54.5	54.3	58.0	60.0	59.3	57.8	56.9
Top Speed [km/h]	64.2	64.0	60.4	57.5	56.0	55.2	60.0	60.6	61.0	58.9	58.4
Avg. Dist. to Rail [m]	1.9	2.1	3.5	3.2	2.3	0.6	2.0	1.3	2.8	2.6	3.9
Avg. Stride Freq. [Hz]	2.4	2.4	2.4	2.3	2.2	2.2	2.3	2.3	2.4	2.4	2.3
Avg. Stride Length [m]	5.9	7.2	6.9	6.8	6.8	6.8	7.0	7.1	6.9	6.9	6.7



- [] Ranking at each section and finish
- .-.- No data available at this section
- NA No data available



Horse/Jockey Name	Osaka Miss
Final Rank	5
Fastest Section Time (Section)	0:11.27 (2000m)
Top Speed [km/h] (Section)	64.9 (2000m)
Race State	Finished



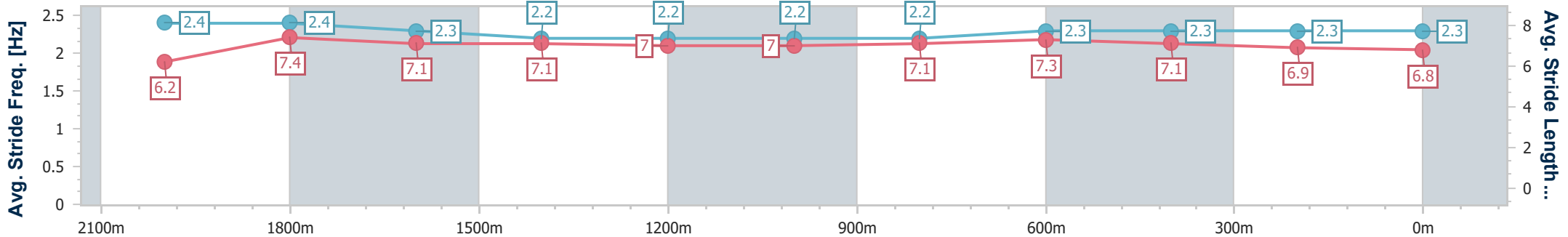
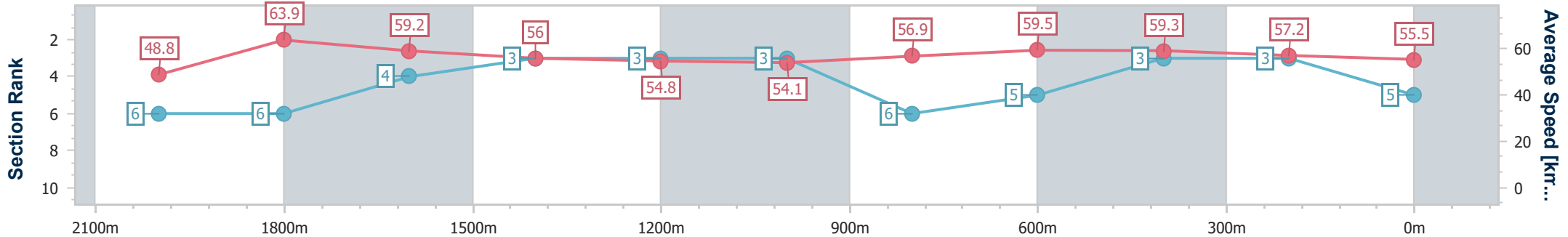
Ipswich QLD Professional
Race 4: EVENTS AT IEEC.COM.AU BENCHMARK 58 Handicap - 2210m



21 January 2024 - 16:08

Track Rating: Soft 6, Weather: Fine, Rail Position: +10m Entire

Section	Overall	2000m	1800m	1600m	1400m	1200m	1000m	800m	600m	400m	200m
Section Times	2:20.62 [5] (0:15.50)	2:05.12 [6] (0:11.27)	1:53.85 [6] (0:11.98)	1:41.87 [4] (0:12.90)	1:28.97 [3] (0:13.10)	1:15.87 [3] (0:13.29)	1:02.58 [3] (0:12.64)	0:49.94 [6] (0:12.13)	0:37.81 [5] (0:12.22)	0:25.59 [3] (0:12.58)	0:13.01 [3] (0:13.01)
Average Speed [km/h]	48.8	63.9	59.2	56.0	54.8	54.1	56.9	59.5	59.3	57.2	55.5
Top Speed [km/h]	64.3	64.9	62.5	57.1	55.5	54.8	58.6	60.3	60.0	58.4	57.3
Avg. Dist. to Rail [m]	0.4	1.4	1.3	0.5	0.6	0.2	0.3	0.6	1.3	0.4	1.4
Avg. Stride Freq. [Hz]	2.4	2.4	2.3	2.2	2.2	2.2	2.2	2.3	2.3	2.3	2.3
Avg. Stride Length [m]	6.2	7.4	7.1	7.1	7.0	7.0	7.1	7.3	7.1	6.9	6.8



- [] Ranking at each section and finish
- .-.- No data available at this section
- NA No data available



Horse/Jockey Name	End Of Month
Final Rank	6
Fastest Section Time (Section)	0:11.26 (2000m)
Top Speed [km/h] (Section)	64.5 (2000m)
Race State	Finished



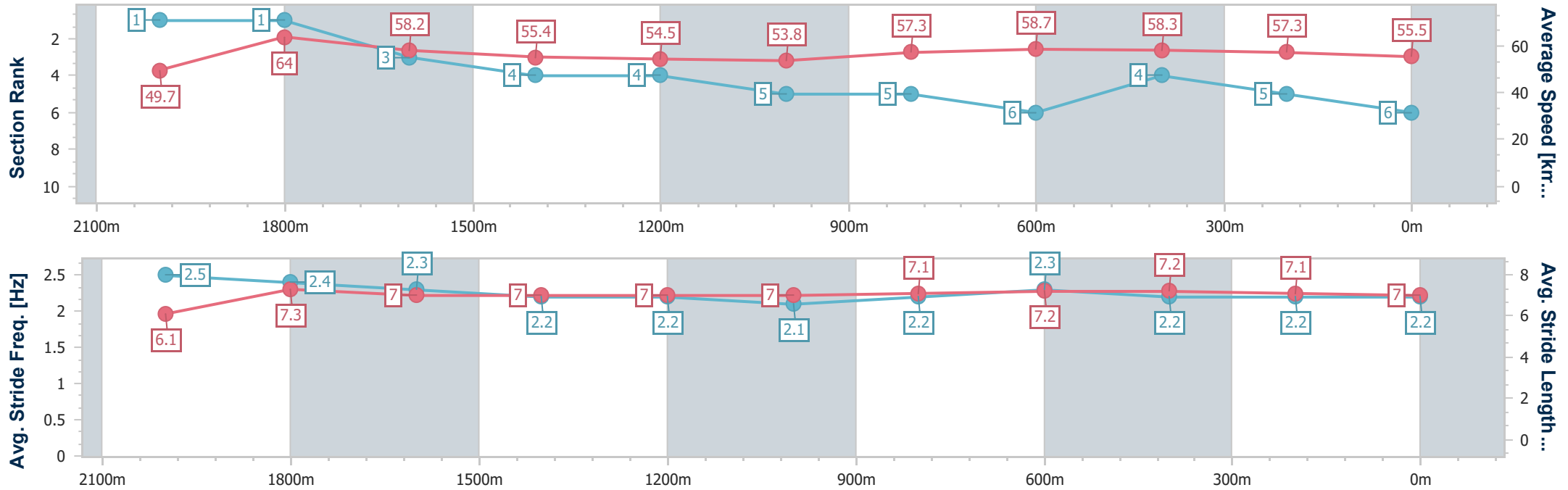
Ipswich QLD Professional
Race 4: EVENTS AT IEEC.COM.AU BENCHMARK 58 Handicap - 2210m



21 January 2024 - 16:08

Track Rating: Soft 6, Weather: Fine, Rail Position: +10m Entire

Section	Overall	2000m	1800m	1600m	1400m	1200m	1000m	800m	600m	400m	200m
Section Times	2:20.65 [6] (0:15.19)	2:05.46 [1] (0:11.26)	1:54.20 [1] (0:12.18)	1:42.02 [3] (0:13.04)	1:28.98 [4] (0:13.10)	1:15.88 [4] (0:13.32)	1:02.56 [5] (0:12.54)	0:50.02 [5] (0:12.20)	0:37.82 [6] (0:12.32)	0:25.50 [4] (0:12.52)	0:12.98 [5] (0:12.98)
Average Speed [km/h]	49.7	64.0	58.2	55.4	54.5	53.8	57.3	58.7	58.3	57.3	55.5
Top Speed [km/h]	63.5	64.5	61.7	56.2	55.0	54.6	58.6	59.5	58.8	57.8	57.2
Avg. Dist. to Rail [m]	1.9	1.7	1.7	1.8	1.6	0.7	0.6	1.0	0.9	0.9	0.5
Avg. Stride Freq. [Hz]	2.5	2.4	2.3	2.2	2.2	2.1	2.2	2.3	2.2	2.2	2.2
Avg. Stride Length [m]	6.1	7.3	7.0	7.0	7.0	7.0	7.1	7.2	7.2	7.1	7.0



- [] Ranking at each section and finish
- .-.- No data available at this section
- NA No data available



Horse/Jockey Name	Mottram
Final Rank	7
Fastest Section Time (Section)	0:11.26 (2000m)
Top Speed [km/h] (Section)	65.4 (2000m)
Race State	Finished



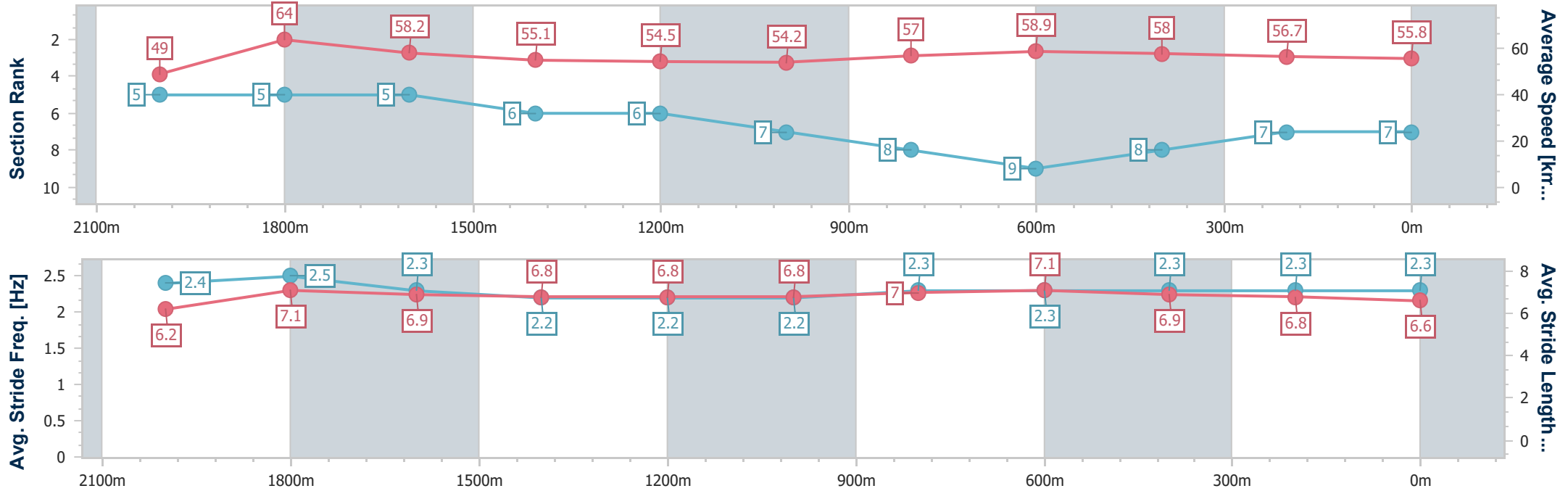
Ipswich QLD Professional
Race 4: EVENTS AT IEEC.COM.AU BENCHMARK 58 Handicap - 2210m



21 January 2024 - 16:08

Track Rating: Soft 6, Weather: Fine, Rail Position: +10m Entire

Section	Overall	2000m	1800m	1600m	1400m	1200m	1000m	800m	600m	400m	200m
Section Times	2:20.98 [7] (0:15.47)	2:05.51 [5] (0:11.26)	1:54.25 [5] (0:12.17)	1:42.08 [5] (0:13.04)	1:29.04 [6] (0:13.10)	1:15.94 [6] (0:13.26)	1:02.68 [7] (0:12.64)	0:50.04 [8] (0:12.12)	0:37.92 [9] (0:12.37)	0:25.55 [8] (0:12.62)	0:12.93 [7] (0:12.93)
Average Speed [km/h]	49.0	64.0	58.2	55.1	54.5	54.2	57.0	58.9	58.0	56.7	55.8
Top Speed [km/h]	63.0	65.4	61.2	56.1	55.8	54.9	58.6	60.0	59.8	57.1	56.8
Avg. Dist. to Rail [m]	0.5	1.8	1.7	1.7	1.6	0.7	0.6	1.0	1.5	1.2	2.2
Avg. Stride Freq. [Hz]	2.4	2.5	2.3	2.2	2.2	2.2	2.3	2.3	2.3	2.3	2.3
Avg. Stride Length [m]	6.2	7.1	6.9	6.8	6.8	6.8	7.0	7.1	6.9	6.8	6.6



- [] Ranking at each section and finish
- .-.- No data available at this section
- NA No data available



Horse/Jockey Name	Persian Front
Final Rank	8
Fastest Section Time (Section)	0:11.26 (2000m)
Top Speed [km/h] (Section)	68.5 (Overall)
Race State	Finished



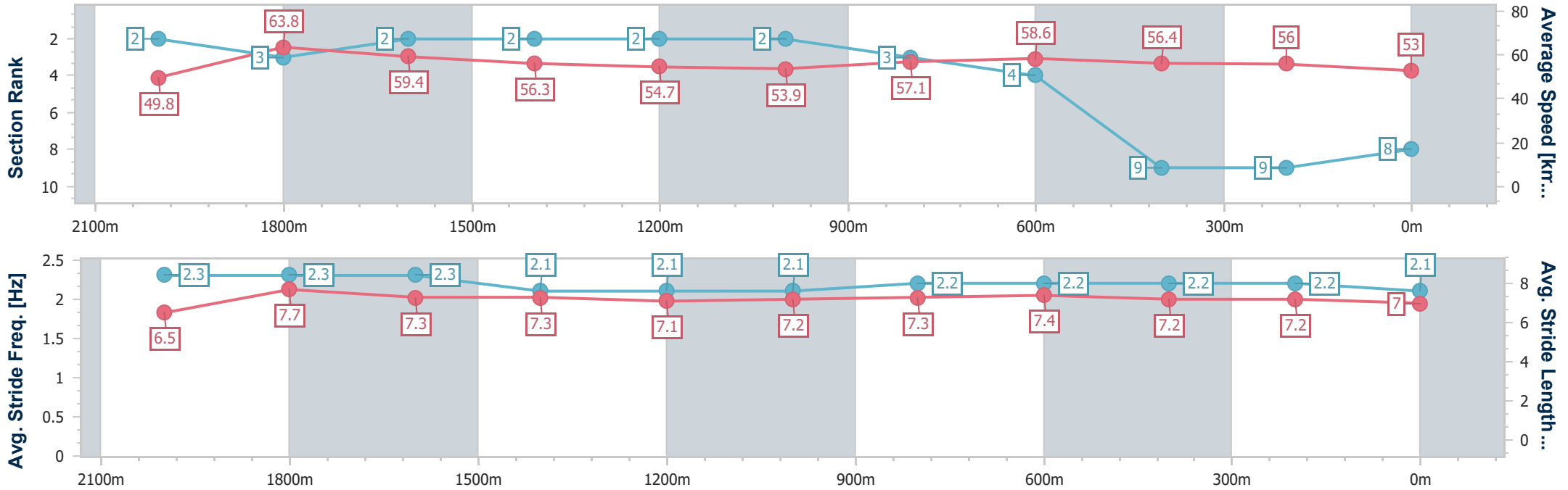
Ipswich QLD Professional
Race 4: EVENTS AT IEEC.COM.AU BENCHMARK 58 Handicap - 2210m



21 January 2024 - 16:08

Track Rating: Soft 6, Weather: Fine, Rail Position: +10m Entire

Section	Overall	2000m	1800m	1600m	1400m	1200m	1000m	800m	600m	400m	200m
Section Times	2:21.97 [8] (0:15.21)	2:06.76 [2] (0:11.26)	1:55.50 [3] (0:12.11)	1:43.39 [2] (0:12.78)	1:30.61 [2] (0:13.16)	1:17.45 [2] (0:13.36)	1:04.09 [2] (0:12.63)	0:51.46 [3] (0:12.26)	0:39.20 [4] (0:12.72)	0:26.48 [9] (0:12.91)	0:13.57 [9] (0:13.57)
Average Speed [km/h]	49.8	63.8	59.4	56.3	54.7	53.9	57.1	58.6	56.4	56.0	53.0
Top Speed [km/h]	68.5	64.7	62.2	57.8	55.1	54.6	59.6	59.6	57.5	56.4	55.1
Avg. Dist. to Rail [m]	5.8	0.7	0.2	0.7	0.8	0.3	0.4	0.2	0.4	1.3	3.1
Avg. Stride Freq. [Hz]	2.3	2.3	2.3	2.1	2.1	2.1	2.2	2.2	2.2	2.2	2.1
Avg. Stride Length [m]	6.5	7.7	7.3	7.3	7.1	7.2	7.3	7.4	7.2	7.2	7.0



- [] Ranking at each section and finish
- .-.- No data available at this section
- NA No data available



Horse/Jockey Name	Fit And Proper
Final Rank	9
Fastest Section Time (Section)	0:11.20 (2000m)
Top Speed [km/h] (Section)	65.3 (2000m)
Race State	Finished



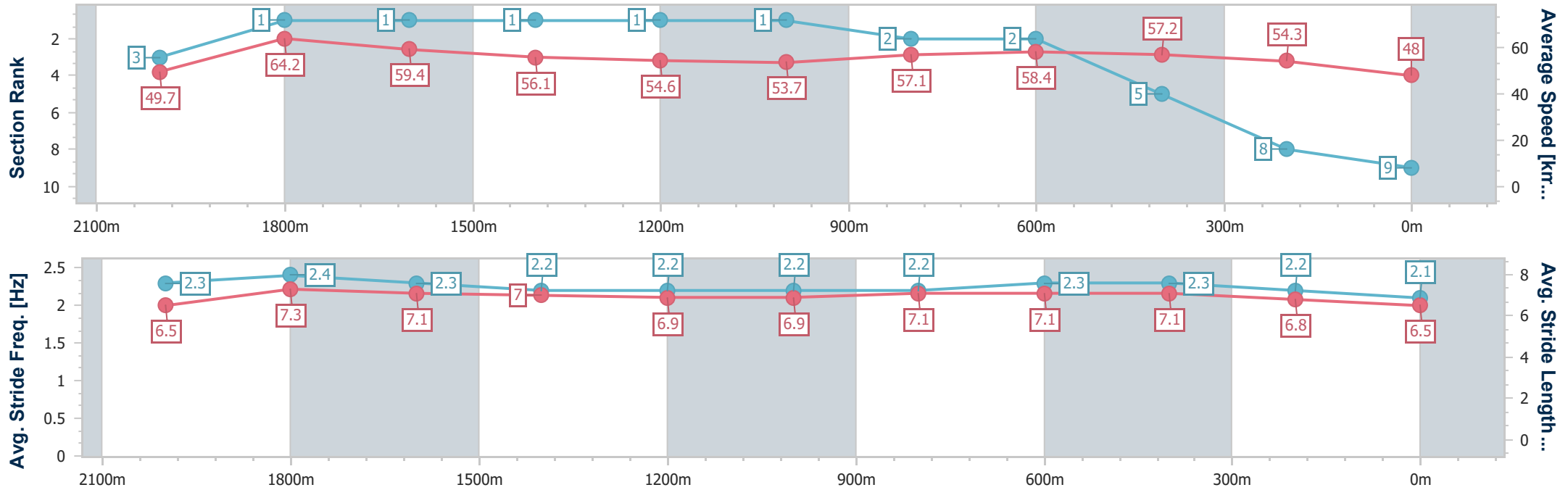
Ipswich QLD Professional
Race 4: EVENTS AT IEEC.COM.AU BENCHMARK 58 Handicap - 2210m



21 January 2024 - 16:08

Track Rating: Soft 6, Weather: Fine, Rail Position: +10m Entire

Section	Overall	2000m	1800m	1600m	1400m	1200m	1000m	800m	600m	400m	200m
Section Times	2:23.36 [9] (0:15.25)	2:08.11 [3] (0:11.20)	1:56.91 [1] (0:12.02)	1:44.89 [1] (0:12.80)	1:32.09 [1] (0:13.13)	1:18.96 [1] (0:13.36)	1:05.60 [1] (0:12.61)	0:52.99 [2] (0:12.27)	0:40.72 [2] (0:12.56)	0:28.16 [5] (0:13.16)	0:15.00 [8]
Average Speed [km/h]	49.7	64.2	59.4	56.1	54.6	53.7	57.1	58.4	57.2	54.3	48.0
Top Speed [km/h]	63.3	65.3	62.6	57.8	54.9	54.3	57.9	59.1	58.7	55.7	51.2
Avg. Dist. to Rail [m]	3.6	1.3	1.0	1.3	1.2	0.4	0.7	0.8	0.8	1.6	0.8
Avg. Stride Freq. [Hz]	2.3	2.4	2.3	2.2	2.2	2.2	2.2	2.3	2.3	2.2	2.1
Avg. Stride Length [m]	6.5	7.3	7.1	7.0	6.9	6.9	7.1	7.1	7.1	6.8	6.5



- [] Ranking at each section and finish
- .-.- No data available at this section
- NA No data available