



Townsville QLD Professional

Race 8: LADBROKE IT! BENCHMARK 55 Handicap - 1200m

20 January 2024 - 17:26



Track Rating: Soft 6, Weather: Fine, Rail Position: True Entire Course

| Section | | Overall | | | | | | | | | | Last 600m | |
|-------------|-----|-----------------|---------|------------------|-----------------|--------------|--------------|--------------|--------------|--------------|--------------|-----------|------------------------|
| Field Times | | 1:10.40 | | | | | | | | | | 0:35.31 | |
| | | (0:13.44) | | | | | | | | | | (0:12.49) | |
| | | 1000m | | | | | | | | | | 200m | |
| | | 0:56.96 | | | | | | | | | | 0:12.49 | |
| | | (0:10.72) | | | | | | | | | | (0:12.49) | |
| | | 800m | | | | | | | | | | | |
| | | 0:46.24 | | | | | | | | | | | |
| | | (0:10.93) | | | | | | | | | | | |
| | | 600m | | | | | | | | | | | |
| | | 0:35.31 | | | | | | | | | | | |
| | | (0:11.00) | | | | | | | | | | | |
| | | 400m | | | | | | | | | | | |
| | | 0:24.31 | | | | | | | | | | | |
| | | (0:11.82) | | | | | | | | | | | |
| | | 200m | | | | | | | | | | | |
| | | 0:12.49 | | | | | | | | | | | |
| | | (0:12.49) | | | | | | | | | | | |
| Rank | TAB | Horse/Jockey | Barrier | Top Speed [km/h] | Fastest Section | Overall | 1000m | 800m | 600m | 400m | 200m | Margin | Distance Travelled [m] |
| 1 | 4 | BRINGYATICKET | 10 | 67.6 | 0:10.71 | 1:10.40 [1] | 0:56.04 [15] | 0:44.62 [14] | 0:33.91 [12] | 0:22.97 [11] | 0:11.97 [5] | 1:10.40 | 0:33.91 |
| | | Ashley Butler | | 800m | 800m | (0:14.36) | (0:11.42) | (0:10.71) | (0:10.94) | (0:11.00) | (0:11.97) | | |
| 2 | 2 | HEZABUSYBEE | 17 | 67.5 | 0:11.02 | 1:10.54 [2] | 0:56.25 [13] | 0:45.18 [10] | 0:34.16 [10] | 0:23.14 [9] | 0:11.87 [9] | 0.8L | 0:34.16 +2 |
| | | Scott Sheargold | | Overall | 800m | (0:14.29) | (0:11.07) | (0:11.02) | (0:11.02) | (0:11.27) | (0:11.87) | | |
| 3 | 6 | DISONEY | 5 | 67.6 | 0:10.99 | 1:10.78 [3] | 0:56.82 [6] | 0:45.69 [6] | 0:34.62 [8] | 0:23.63 [6] | 0:12.19 [6] | 2.1L | 0:34.62 +3 |
| | | Adam Sewell | | 1000m | 600m | (0:13.96) | (0:11.13) | (0:11.07) | (0:10.99) | (0:11.44) | (0:12.19) | | |
| 4 | 9 | CALDANTE | 12 | 67.9 | 0:10.84 | 1:10.92 [4] | 0:56.72 [9] | 0:45.74 [8] | 0:34.90 [6] | 0:23.72 [8] | 0:12.28 [8] | 2.9L | 0:34.90 +4 |
| | | Lacey Morrison | | 800m | 800m | (0:14.20) | (0:10.98) | (0:10.84) | (0:11.18) | (0:11.44) | (0:12.28) | | |
| 5 | 16 | POWER PUFF | 11 | 67.6 | 0:10.93 | 1:11.06 [5] | 0:57.28 [4] | 0:46.16 [4] | 0:35.23 [4] | 0:24.17 [4] | 0:12.64 [3] | 3.7L | 0:35.23 -1 |
| | | Jason Taylor | | 1000m | 800m | (0:13.78) | (0:11.12) | (0:10.93) | (0:11.06) | (0:11.53) | (0:12.64) | | |
| 6 | 7 | FANCIFUL MR FOX | 8 | 67.8 | 0:10.90 | 1:11.16 [6] | 0:56.94 [11] | 0:45.82 [9] | 0:34.92 [9] | 0:23.75 [10] | 0:12.32 [11] | 4.2L | 0:34.92 +2 |
| | | Ryan Wiggins | | 800m | 800m | (0:14.22) | (0:11.12) | (0:10.90) | (0:11.17) | (0:11.43) | (0:12.32) | | |
| 7 | 13 | CHALKLEY | 3 | 68.3 | 0:10.89 | 1:11.20 [7] | 0:57.63 [3] | 0:46.74 [3] | 0:35.76 [3] | 0:24.58 [3] | 0:12.78 [4] | 4.4L | 0:35.76 +1 |
| | | Adrian Layt | | 1000m | 1000m | (0:13.57) | (0:10.89) | (0:10.98) | (0:11.18) | (0:11.80) | (0:12.78) | | |
| 8 | 1 | HIT SNOOZE | 4 | 70.2 | 0:10.84 | 1:11.24 [8] | 0:57.71 [2] | 0:46.87 [2] | 0:35.89 [2] | 0:24.71 [2] | 0:12.93 [2] | 4.6L | 0:35.89 -1 |
| | | Jenna Edwards | | 1000m | 1000m | (0:13.53) | (0:10.84) | (0:10.98) | (0:11.18) | (0:11.78) | (0:12.93) | | |
| 9 | 12 | KIHI | 7 | 70.0 | 0:10.72 | 1:11.27 [9] | 0:57.83 [1] | 0:47.11 [1] | 0:36.18 [1] | 0:25.18 [1] | 0:13.36 [1] | 4.8L | 0:36.18 -3 |
| | | Graham Kliese | | Overall | 1000m | (0:13.44) | (0:10.72) | (0:10.93) | (0:11.00) | (0:11.82) | (0:13.36) | | |
| 10 | 15 | EYE OF RA | 19 | 66.4 | 0:10.98 | 1:11.39 [10] | 0:57.19 [10] | 0:45.72 [13] | 0:34.74 [14] | 0:23.68 [12] | 0:12.33 [12] | 5.3L | 0:34.74 +8 |
| | | Chris Whiteley | | 800m | 800m | (0:14.20) | (0:11.47) | (0:10.98) | (0:11.06) | (0:11.35) | (0:12.33) | | |

Scratched: Night Guy (#10), Let's Ride (#14), Enterprise Phoenix (#5), Miss Helmut (#19), Run Rampant (#20)

[] Ranking at each section and finish
 -:-:- No data available at this section
 NA No data available

SCN Saddle cloth number
 DNF Did not finish
 DNT Did not track



Townsville QLD Professional

Race 8: LADBROKE IT! BENCHMARK 55 Handicap - 1200m

20 January 2024 - 17:26



Track Rating: Soft 6, Weather: Fine, Rail Position: True Entire Course

| Section | | Overall | 1000m | 800m | 600m | 400m | 200m | Last 600m | | | | | |
|-------------|------------------------------------|----------------------|----------------------|----------------------|---------------------------|---------------------------|---------------------------|---------------------------|---------------------------|---------------------------|------|------------------------|-----|
| Field Times | | 1:10.40 (0:13.44) | 0:56.96 (0:10.72) | 0:46.24 (0:10.93) | 0:35.31 (0:11.00) | 0:24.31 (0:11.82) | 0:12.49 (0:12.49) | 0:35.31 | | | | | |
| Rank | TAB Horse/Jockey | Barrier | Top Speed [km/h] | Fastest Section | Margin | | | | | | | Distance Travelled [m] | |
| 11 | 8 SOPHIA'S LASS Denicious Smith | 13 | 67.4 800m | 0:10.99 800m | 1:11.40 [11] (0:14.18) | 0:57.22 [8] (0:11.38) | 0:45.84 [12] (0:10.99) | 0:34.85 [13] (0:11.34) | 0:23.51 [14] (0:11.42) | 0:12.09 [13] (0:12.09) | 5.4L | 0:34.85 | +12 |
| 12 | 18 PRIVATE SECTOR Adam Spinks | 1 | 67.2 1000m | 0:10.95 800m | 1:11.44 [12] (0:14.06) | 0:57.38 [7] (0:11.08) | 0:46.30 [7] (0:10.95) | 0:35.35 [7] (0:11.09) | 0:24.26 [7] (0:11.50) | 0:12.76 [10] (0:12.76) | 5.6L | 0:35.35 | -3 |
| 13 | 11 VIBURNUM Tessa Townsend | 2 | 66.9 800m | 0:11.01 800m | 1:11.67 [13] (0:13.89) | 0:57.78 [5] (0:11.08) | 0:46.70 [5] (0:11.01) | 0:35.69 [5] (0:11.05) | 0:24.64 [5] (0:11.61) | 0:13.03 [7] (0:13.03) | 6.9L | 0:35.69 | -1 |
| 14 | 17 SEBROSSA Isabella Teh | 14 | 66.3 800m | 0:10.95 800m | 1:11.75 [14] (0:14.28) | 0:57.47 [12] (0:11.58) | 0:45.89 [15] (0:10.95) | 0:34.94 [15] (0:11.20) | 0:23.74 [15] (0:11.47) | 0:12.27 [14] (0:12.27) | 7.3L | 0:34.94 | +3 |
| 15 | 3 THUNDER MOON Jeffrey Felix | 9 | 67.4 1000m | 0:10.98 800m | 1:12.20 [15] (0:14.29) | 0:57.91 [14] (0:11.21) | 0:46.70 [11] (0:10.98) | 0:35.72 [11] (0:11.33) | 0:24.39 [13] (0:11.79) | 0:12.60 [15] (0:12.60) | 9.8L | 0:35.72 | +3 |

Scratched: Night Guy (#10), Let's Ride (#14), Enterprise Phoenix (#5), Miss Helmut (#19), Run Rampant (#20)

[] Ranking at each section and finish
 -:-:-:- No data available at this section
 NA No data available

SCN Saddle cloth number
 DNF Did not finish
 DNT Did not track



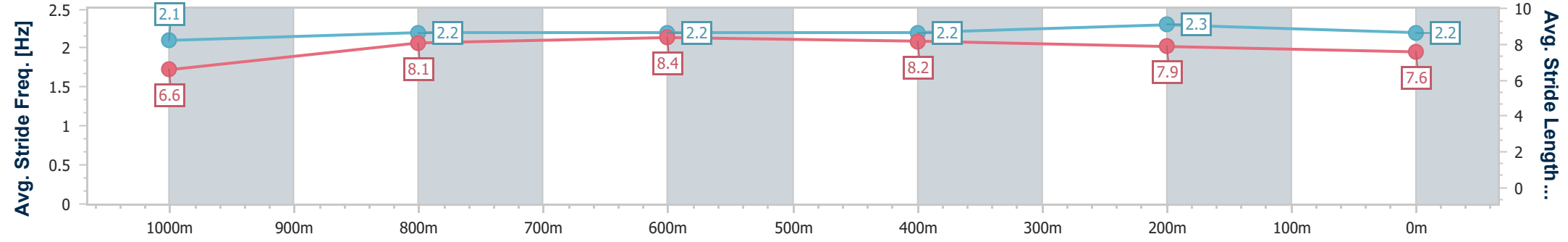
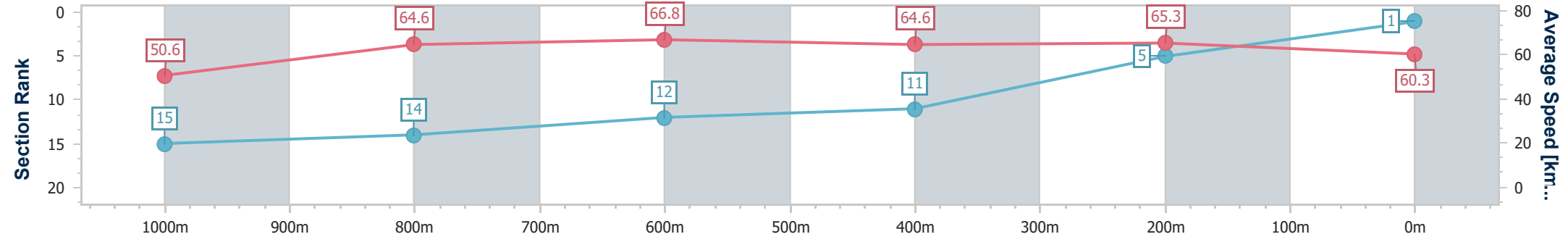
| | |
|--------------------------------|----------------|
| Horse/Jockey Name | Bringyaticket |
| Final Rank | 1 |
| Fastest Section Time (Section) | 0:10.71 (800m) |
| Top Speed [km/h] (Section) | 67.6 (800m) |
| Race State | Finished |



Townsville QLD Professional
 Race 8: LADBROKE IT! BENCHMARK 55 Handicap - 1200m
 20 January 2024 - 17:26
 Track Rating: Soft 6, Weather: Fine, Rail Position: True Entire Course



| Section | Overall | 1000m | 800m | 600m | 400m | 200m |
|------------------------|--------------------------|---------------------------|---------------------------|---------------------------|---------------------------|--------------------------|
| Section Times | 1:10.40 [1] (0:14.36) | 0:56.04 [15] (0:11.42) | 0:44.62 [14] (0:10.71) | 0:33.91 [12] (0:10.94) | 0:22.97 [11] (0:11.00) | 0:11.97 [5] (0:11.97) |
| Average Speed [km/h] | 50.6 | 64.6 | 66.8 | 64.6 | 65.3 | 60.3 |
| Top Speed [km/h] | 64.8 | 66.0 | 67.6 | 65.3 | 66.1 | 64.6 |
| Avg. Dist. to Rail [m] | 11.4 | 5.8 | 2.3 | 3.4 | 3.1 | 5.8 |
| Avg. Stride Freq. [Hz] | 2.1 | 2.2 | 2.2 | 2.2 | 2.3 | 2.2 |
| Avg. Stride Length [m] | 6.6 | 8.1 | 8.4 | 8.2 | 7.9 | 7.6 |



- [] Ranking at each section and finish
- .-.- No data available at this section
- NA No data available



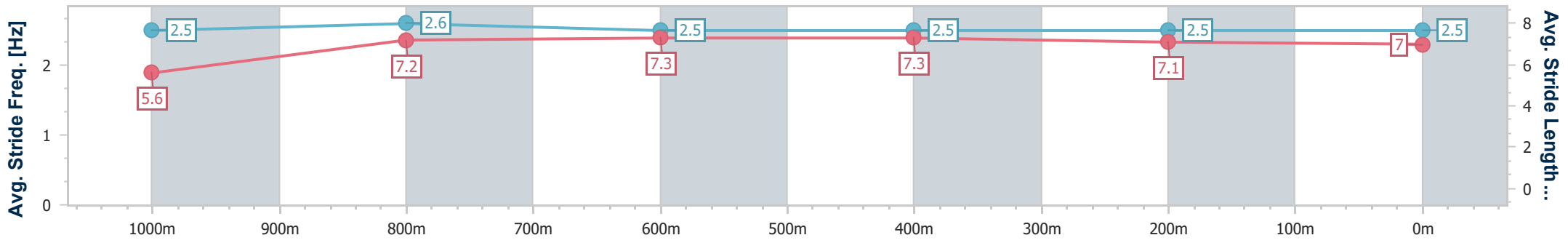
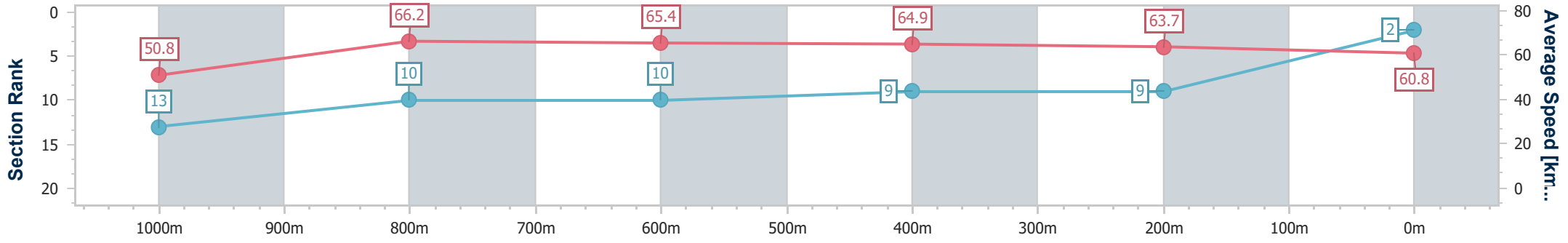
| | |
|--------------------------------|----------------|
| Horse/Jockey Name | Hezabusybee |
| Final Rank | 2 |
| Fastest Section Time (Section) | 0:11.02 (800m) |
| Top Speed [km/h] (Section) | 67.5 (Overall) |
| Race State | Finished |



Townsville QLD Professional
 Race 8: LADBROKE IT! BENCHMARK 55 Handicap - 1200m
 20 January 2024 - 17:26
 Track Rating: Soft 6, Weather: Fine, Rail Position: True Entire Course



| Section | Overall | 1000m | 800m | 600m | 400m | 200m |
|------------------------|--------------------------|---------------------------|---------------------------|---------------------------|--------------------------|--------------------------|
| Section Times | 1:10.54 [2] (0:14.29) | 0:56.25 [13] (0:11.07) | 0:45.18 [10] (0:11.02) | 0:34.16 [10] (0:11.02) | 0:23.14 [9] (0:11.27) | 0:11.87 [9] (0:11.87) |
| Average Speed [km/h] | 50.8 | 66.2 | 65.4 | 64.9 | 63.7 | 60.8 |
| Top Speed [km/h] | 67.5 | 66.8 | 66.9 | 65.7 | 64.7 | 64.3 |
| Avg. Dist. to Rail [m] | 12.0 | 4.2 | 1.0 | 1.7 | 0.9 | 3.6 |
| Avg. Stride Freq. [Hz] | 2.5 | 2.6 | 2.5 | 2.5 | 2.5 | 2.5 |
| Avg. Stride Length [m] | 5.6 | 7.2 | 7.3 | 7.3 | 7.1 | 7.0 |



- [] Ranking at each section and finish
- .-.- No data available at this section
- NA No data available



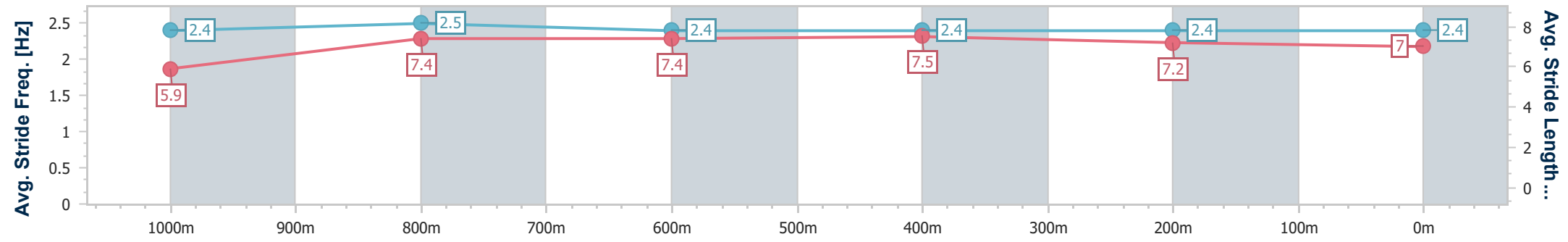
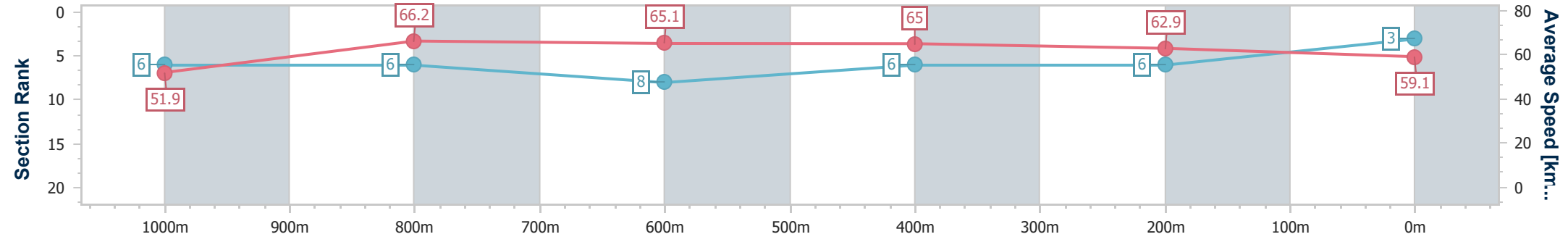
| | |
|--------------------------------|----------------|
| Horse/Jockey Name | Disoney |
| Final Rank | 3 |
| Fastest Section Time (Section) | 0:10.99 (600m) |
| Top Speed [km/h] (Section) | 67.6 (1000m) |
| Race State | Finished |



Townsville QLD Professional
 Race 8: LADBROKE IT! BENCHMARK 55 Handicap - 1200m
 20 January 2024 - 17:26
 Track Rating: Soft 6, Weather: Fine, Rail Position: True Entire Course



| Section | Overall | 1000m | 800m | 600m | 400m | 200m |
|------------------------|--------------------------|--------------------------|--------------------------|--------------------------|--------------------------|--------------------------|
| Section Times | 1:10.78 [3] (0:13.96) | 0:56.82 [6] (0:11.13) | 0:45.69 [6] (0:11.07) | 0:34.62 [8] (0:10.99) | 0:23.63 [6] (0:11.44) | 0:12.19 [6] (0:12.19) |
| Average Speed [km/h] | 51.9 | 66.2 | 65.1 | 65.0 | 62.9 | 59.1 |
| Top Speed [km/h] | 66.1 | 67.6 | 66.4 | 67.2 | 64.4 | 62.5 |
| Avg. Dist. to Rail [m] | 7.6 | 4.9 | 1.0 | 1.4 | 1.4 | 3.7 |
| Avg. Stride Freq. [Hz] | 2.4 | 2.5 | 2.4 | 2.4 | 2.4 | 2.4 |
| Avg. Stride Length [m] | 5.9 | 7.4 | 7.4 | 7.5 | 7.2 | 7.0 |



- [] Ranking at each section and finish
- .-.- No data available at this section
- NA No data available



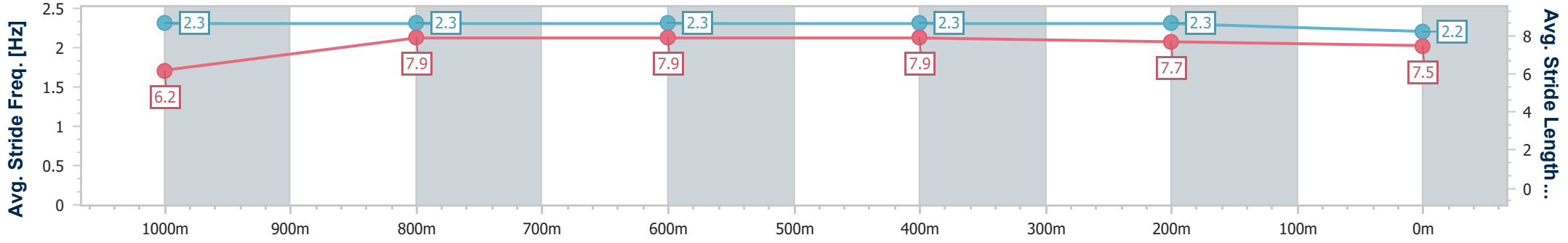
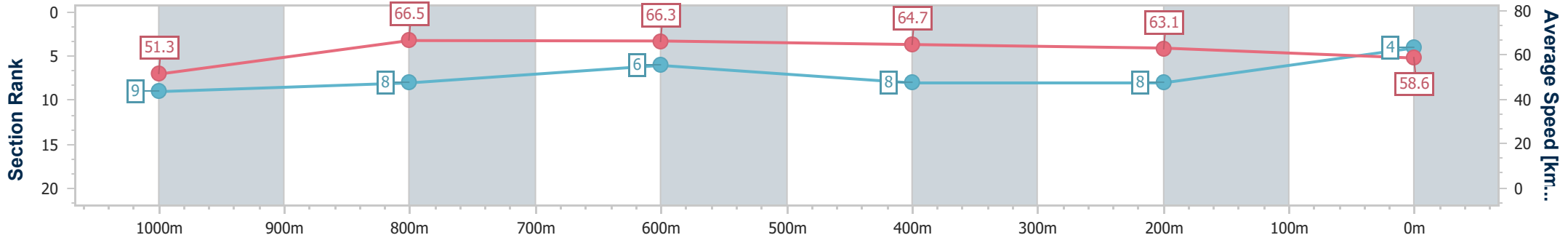
| | |
|--------------------------------|----------------|
| Horse/Jockey Name | Caldante |
| Final Rank | 4 |
| Fastest Section Time (Section) | 0:10.84 (800m) |
| Top Speed [km/h] (Section) | 67.9 (800m) |
| Race State | Finished |



Townsville QLD Professional
 Race 8: LADBROKE IT! BENCHMARK 55 Handicap - 1200m
 20 January 2024 - 17:26
 Track Rating: Soft 6, Weather: Fine, Rail Position: True Entire Course



| Section | Overall | 1000m | 800m | 600m | 400m | 200m |
|------------------------|--------------------------|--------------------------|--------------------------|--------------------------|--------------------------|--------------------------|
| Section Times | 1:10.92 [4] (0:14.20) | 0:56.72 [9] (0:10.98) | 0:45.74 [8] (0:10.84) | 0:34.90 [6] (0:11.18) | 0:23.72 [8] (0:11.44) | 0:12.28 [8] (0:12.28) |
| Average Speed [km/h] | 51.3 | 66.5 | 66.3 | 64.7 | 63.1 | 58.6 |
| Top Speed [km/h] | 67.0 | 67.7 | 67.9 | 65.6 | 64.0 | 62.8 |
| Avg. Dist. to Rail [m] | 12.0 | 3.3 | 0.5 | 0.4 | 3.1 | 5.5 |
| Avg. Stride Freq. [Hz] | 2.3 | 2.3 | 2.3 | 2.3 | 2.3 | 2.2 |
| Avg. Stride Length [m] | 6.2 | 7.9 | 7.9 | 7.9 | 7.7 | 7.5 |



- [] Ranking at each section and finish
- .-.- No data available at this section
- NA No data available



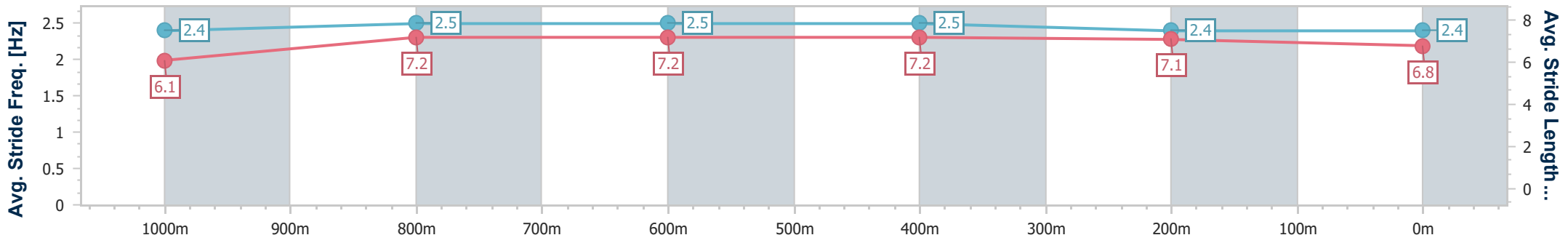
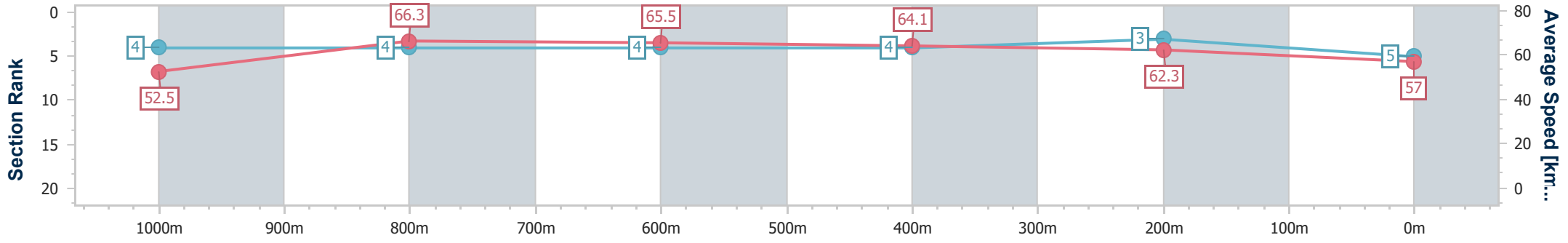
| | |
|--------------------------------|----------------|
| Horse/Jockey Name | Power Puff |
| Final Rank | 5 |
| Fastest Section Time (Section) | 0:10.93 (800m) |
| Top Speed [km/h] (Section) | 67.6 (1000m) |
| Race State | Finished |



Townsville QLD Professional
 Race 8: LADBROKE IT! BENCHMARK 55 Handicap - 1200m
 20 January 2024 - 17:26
 Track Rating: Soft 6, Weather: Fine, Rail Position: True Entire Course



| Section | Overall | 1000m | 800m | 600m | 400m | 200m |
|------------------------|--------------------------|--------------------------|--------------------------|--------------------------|--------------------------|--------------------------|
| Section Times | 1:11.06 [5] (0:13.78) | 0:57.28 [4] (0:11.12) | 0:46.16 [4] (0:10.93) | 0:35.23 [4] (0:11.06) | 0:24.17 [4] (0:11.53) | 0:12.64 [3] (0:12.64) |
| Average Speed [km/h] | 52.5 | 66.3 | 65.5 | 64.1 | 62.3 | 57.0 |
| Top Speed [km/h] | 67.2 | 67.6 | 66.4 | 66.1 | 63.9 | 61.2 |
| Avg. Dist. to Rail [m] | 11.0 | 4.3 | 1.5 | 2.3 | 1.3 | 2.9 |
| Avg. Stride Freq. [Hz] | 2.4 | 2.5 | 2.5 | 2.5 | 2.4 | 2.4 |
| Avg. Stride Length [m] | 6.1 | 7.2 | 7.2 | 7.2 | 7.1 | 6.8 |



- [] Ranking at each section and finish
- .-.- No data available at this section
- NA No data available



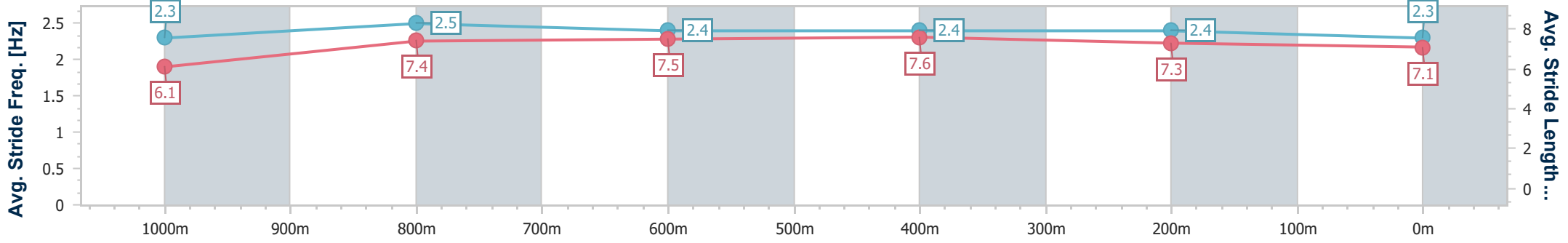
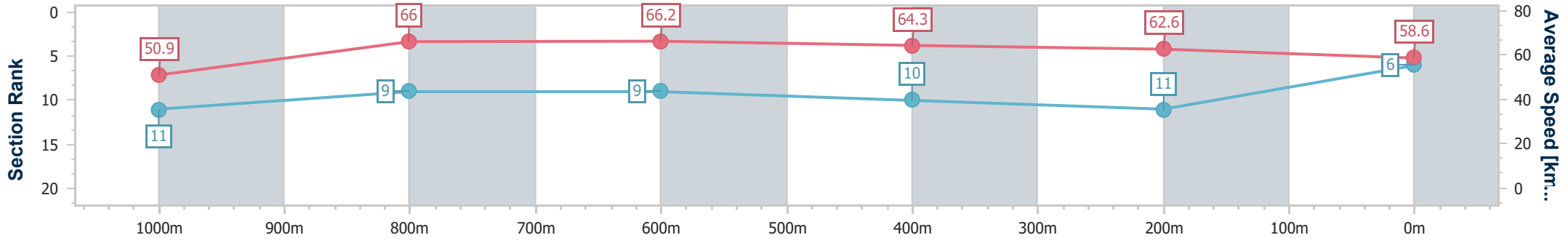
| | |
|--------------------------------|-----------------|
| Horse/Jockey Name | Fanciful Mr Fox |
| Final Rank | 6 |
| Fastest Section Time (Section) | 0:10.90 (800m) |
| Top Speed [km/h] (Section) | 67.8 (800m) |
| Race State | Finished |



Townsville QLD Professional
 Race 8: LADBROKE IT! BENCHMARK 55 Handicap - 1200m
 20 January 2024 - 17:26
 Track Rating: Soft 6, Weather: Fine, Rail Position: True Entire Course



| Section | Overall | 1000m | 800m | 600m | 400m | 200m |
|------------------------|--------------------------|---------------------------|--------------------------|--------------------------|---------------------------|---------------------------|
| Section Times | 1:11.16 [6] (0:14.22) | 0:56.94 [11] (0:11.12) | 0:45.82 [9] (0:10.90) | 0:34.92 [9] (0:11.17) | 0:23.75 [10] (0:11.43) | 0:12.32 [11] (0:12.32) |
| Average Speed [km/h] | 50.9 | 66.0 | 66.2 | 64.3 | 62.6 | 58.6 |
| Top Speed [km/h] | 66.0 | 67.1 | 67.8 | 64.7 | 63.7 | 61.6 |
| Avg. Dist. to Rail [m] | 9.4 | 4.4 | 0.8 | 1.5 | 1.6 | 5.6 |
| Avg. Stride Freq. [Hz] | 2.3 | 2.5 | 2.4 | 2.4 | 2.4 | 2.3 |
| Avg. Stride Length [m] | 6.1 | 7.4 | 7.5 | 7.6 | 7.3 | 7.1 |



- [] Ranking at each section and finish
- .-.- No data available at this section
- NA No data available



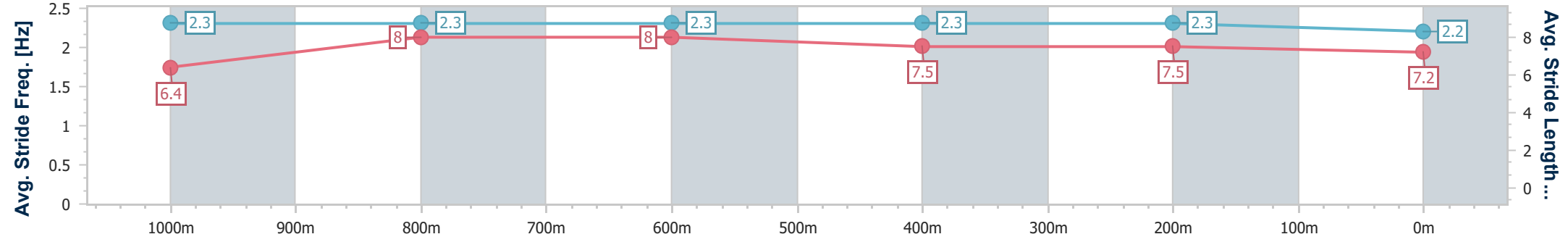
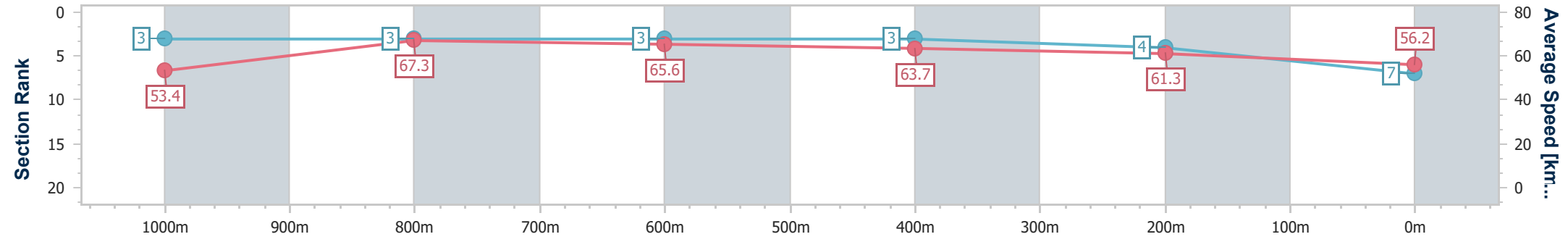
| | |
|--------------------------------|-----------------|
| Horse/Jockey Name | Chalkley |
| Final Rank | 7 |
| Fastest Section Time (Section) | 0:10.89 (1000m) |
| Top Speed [km/h] (Section) | 68.3 (1000m) |
| Race State | Finished |



Townsville QLD Professional
 Race 8: LADBROKE IT! BENCHMARK 55 Handicap - 1200m
 20 January 2024 - 17:26
 Track Rating: Soft 6, Weather: Fine, Rail Position: True Entire Course



| Section | Overall | 1000m | 800m | 600m | 400m | 200m |
|------------------------|--------------------------|--------------------------|--------------------------|--------------------------|--------------------------|--------------------------|
| Section Times | 1:11.20 [7] (0:13.57) | 0:57.63 [3] (0:10.89) | 0:46.74 [3] (0:10.98) | 0:35.76 [3] (0:11.18) | 0:24.58 [3] (0:11.80) | 0:12.78 [4] (0:12.78) |
| Average Speed [km/h] | 53.4 | 67.3 | 65.6 | 63.7 | 61.3 | 56.2 |
| Top Speed [km/h] | 67.3 | 68.3 | 67.0 | 66.4 | 62.3 | 59.9 |
| Avg. Dist. to Rail [m] | 6.5 | 4.2 | 0.9 | 1.4 | 0.6 | 1.6 |
| Avg. Stride Freq. [Hz] | 2.3 | 2.3 | 2.3 | 2.3 | 2.3 | 2.2 |
| Avg. Stride Length [m] | 6.4 | 8.0 | 8.0 | 7.5 | 7.5 | 7.2 |



- [] Ranking at each section and finish
- .-.- No data available at this section
- NA No data available



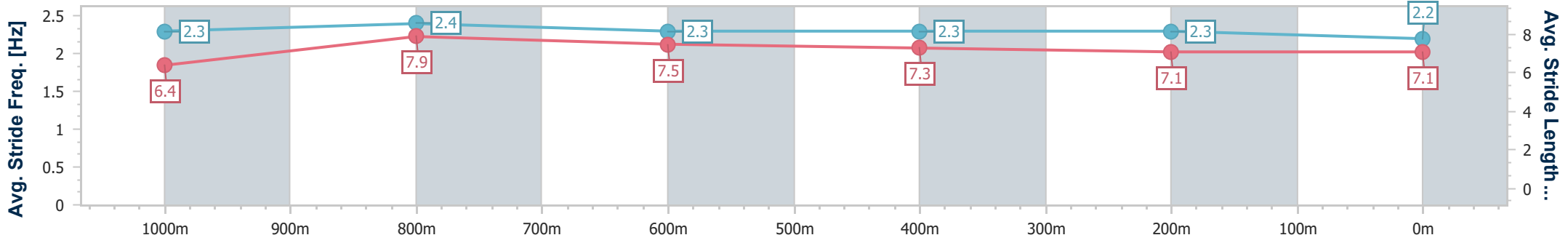
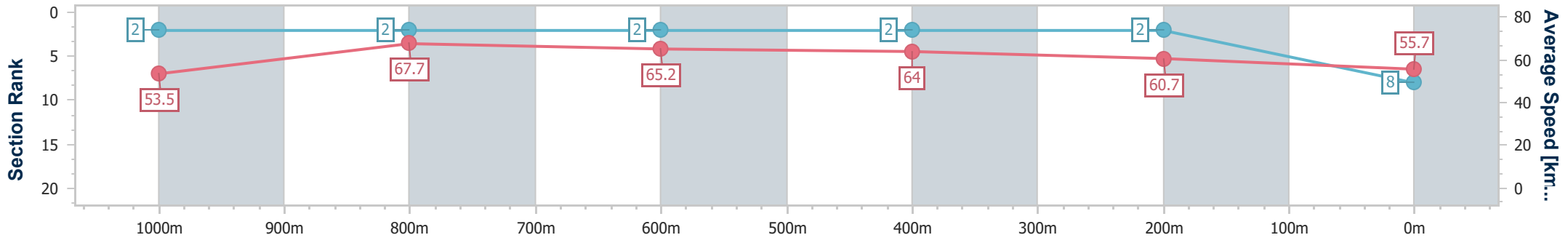
| | |
|--------------------------------|-----------------|
| Horse/Jockey Name | Hit Snooze |
| Final Rank | 8 |
| Fastest Section Time (Section) | 0:10.84 (1000m) |
| Top Speed [km/h] (Section) | 70.2 (1000m) |
| Race State | Finished |



Townsville QLD Professional
 Race 8: LADBROKE IT! BENCHMARK 55 Handicap - 1200m
 20 January 2024 - 17:26
 Track Rating: Soft 6, Weather: Fine, Rail Position: True Entire Course



| Section | Overall | 1000m | 800m | 600m | 400m | 200m |
|------------------------|--------------------------|--------------------------|--------------------------|--------------------------|--------------------------|--------------------------|
| Section Times | 1:11.24 [8] (0:13.53) | 0:57.71 [2] (0:10.84) | 0:46.87 [2] (0:10.98) | 0:35.89 [2] (0:11.18) | 0:24.71 [2] (0:11.78) | 0:12.93 [2] (0:12.93) |
| Average Speed [km/h] | 53.5 | 67.7 | 65.2 | 64.0 | 60.7 | 55.7 |
| Top Speed [km/h] | 69.4 | 70.2 | 66.3 | 64.5 | 62.4 | 58.9 |
| Avg. Dist. to Rail [m] | 7.4 | 3.6 | 0.6 | 2.1 | 1.4 | 1.6 |
| Avg. Stride Freq. [Hz] | 2.3 | 2.4 | 2.3 | 2.3 | 2.3 | 2.2 |
| Avg. Stride Length [m] | 6.4 | 7.9 | 7.5 | 7.3 | 7.1 | 7.1 |



- [] Ranking at each section and finish
- .-.- No data available at this section
- NA No data available



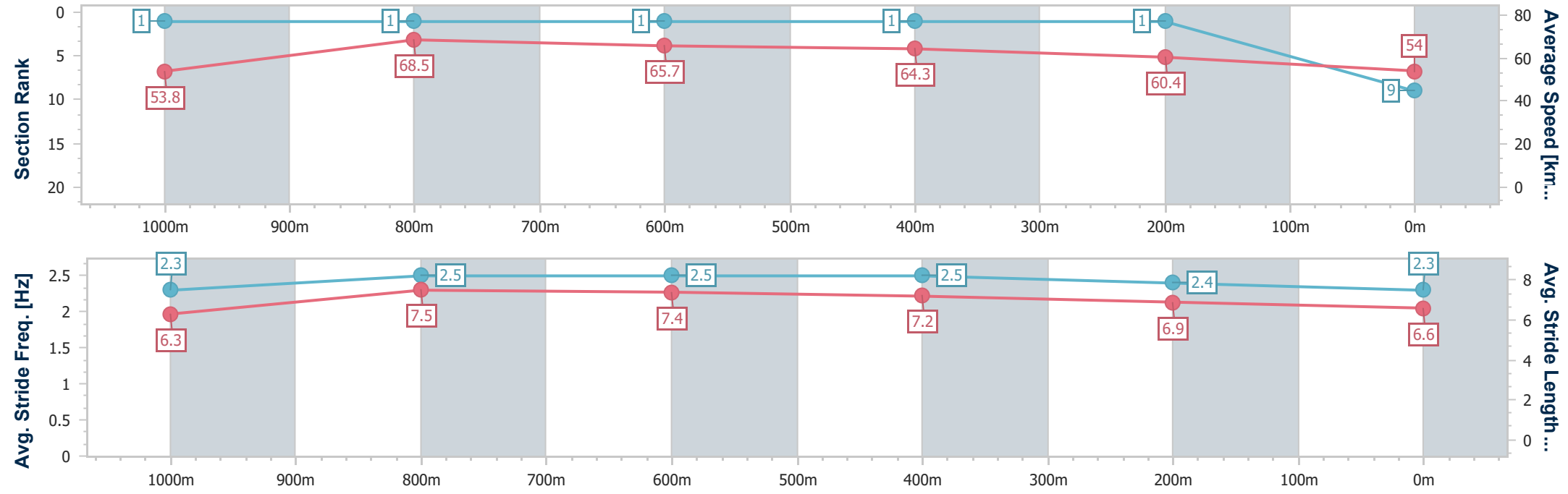
| | |
|--------------------------------|-----------------|
| Horse/Jockey Name | Kihi |
| Final Rank | 9 |
| Fastest Section Time (Section) | 0:10.72 (1000m) |
| Top Speed [km/h] (Section) | 70.0 (Overall) |
| Race State | Finished |



Townsville QLD Professional
 Race 8: LADBROKE IT! BENCHMARK 55 Handicap - 1200m
 20 January 2024 - 17:26
 Track Rating: Soft 6, Weather: Fine, Rail Position: True Entire Course



| Section | Overall | 1000m | 800m | 600m | 400m | 200m |
|------------------------|--------------------------|--------------------------|--------------------------|--------------------------|--------------------------|--------------------------|
| Section Times | 1:11.27 [9] (0:13.44) | 0:57.83 [1] (0:10.72) | 0:47.11 [1] (0:10.93) | 0:36.18 [1] (0:11.00) | 0:25.18 [1] (0:11.82) | 0:13.36 [1] (0:13.36) |
| Average Speed [km/h] | 53.8 | 68.5 | 65.7 | 64.3 | 60.4 | 54.0 |
| Top Speed [km/h] | 70.0 | 70.0 | 66.2 | 66.6 | 62.6 | 58.4 |
| Avg. Dist. to Rail [m] | 7.3 | 3.7 | 1.1 | 3.1 | 1.9 | 0.8 |
| Avg. Stride Freq. [Hz] | 2.3 | 2.5 | 2.5 | 2.5 | 2.4 | 2.3 |
| Avg. Stride Length [m] | 6.3 | 7.5 | 7.4 | 7.2 | 6.9 | 6.6 |



[] Ranking at each section and finish
 -.-.- No data available at this section
 NA No data available



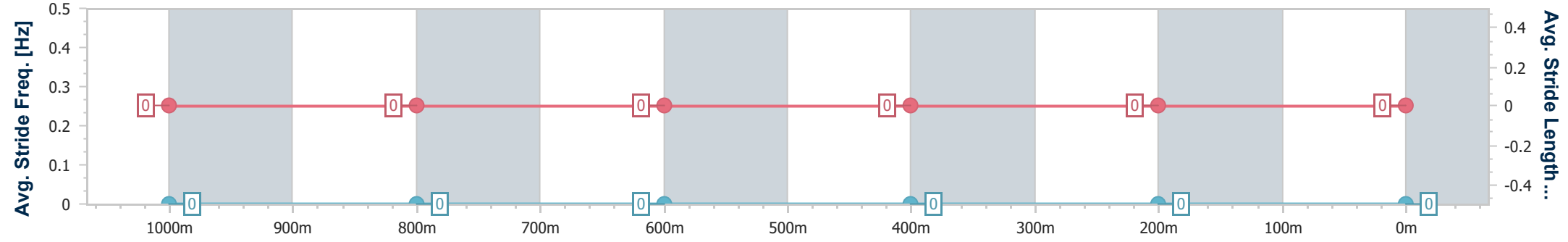
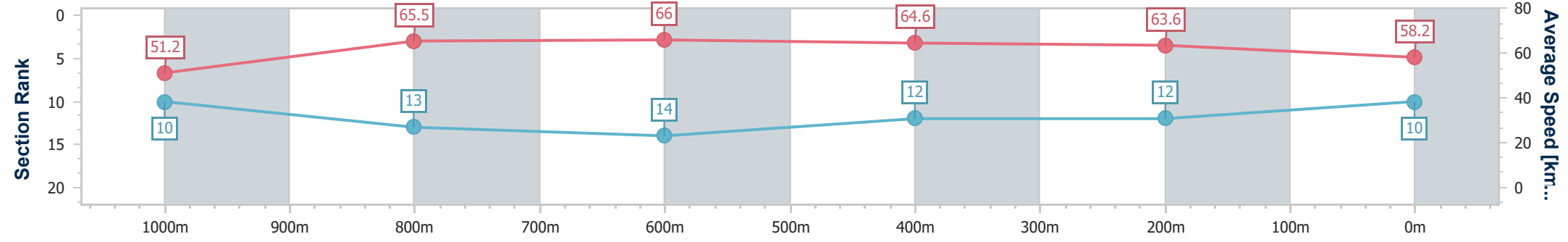
| | |
|--------------------------------|----------------|
| Horse/Jockey Name | Eye Of Ra |
| Final Rank | 10 |
| Fastest Section Time (Section) | 0:10.98 (800m) |
| Top Speed [km/h] (Section) | 66.4 (800m) |
| Race State | Finished |



Townsville QLD Professional
 Race 8: LADBROKE IT! BENCHMARK 55 Handicap - 1200m
 20 January 2024 - 17:26
 Track Rating: Soft 6, Weather: Fine, Rail Position: True Entire Course



| Section | Overall | 1000m | 800m | 600m | 400m | 200m |
|------------------------|---------------------------|---------------------------|---------------------------|---------------------------|---------------------------|---------------------------|
| Section Times | 1:11.39 [10] (0:14.20) | 0:57.19 [10] (0:11.47) | 0:45.72 [13] (0:10.98) | 0:34.74 [14] (0:11.06) | 0:23.68 [12] (0:11.35) | 0:12.33 [12] (0:12.33) |
| Average Speed [km/h] | 51.2 | 65.5 | 66.0 | 64.6 | 63.6 | 58.2 |
| Top Speed [km/h] | 64.0 | 66.2 | 66.4 | 65.3 | 65.0 | 62.5 |
| Avg. Dist. to Rail [m] | 16.1 | 8.4 | 1.6 | 1.1 | 2.7 | 6.2 |
| Avg. Stride Freq. [Hz] | -- | -- | -- | -- | -- | -- |
| Avg. Stride Length [m] | -- | -- | -- | -- | -- | -- |



[] Ranking at each section and finish
 --- No data available at this section
 NA No data available



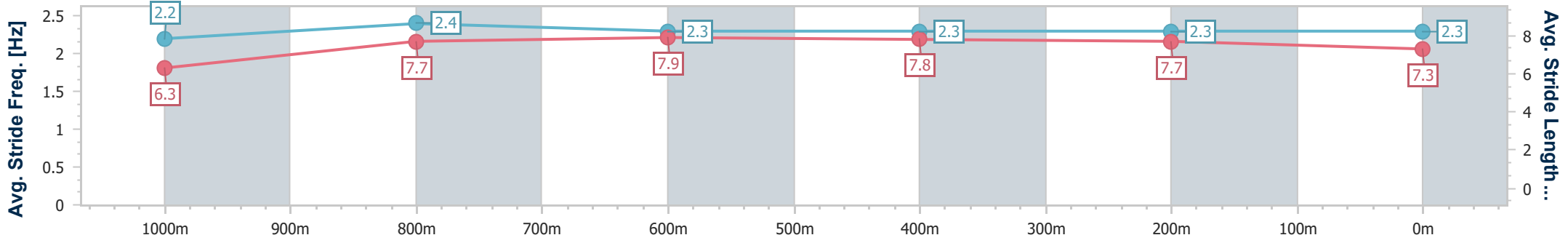
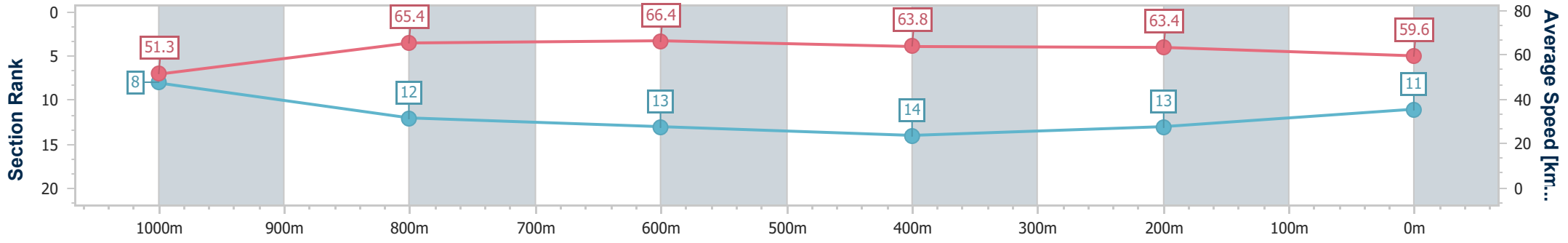
| | |
|--------------------------------|----------------|
| Horse/Jockey Name | Sophia's Lass |
| Final Rank | 11 |
| Fastest Section Time (Section) | 0:10.99 (800m) |
| Top Speed [km/h] (Section) | 67.4 (800m) |
| Race State | Finished |



Townsville QLD Professional
 Race 8: LADBROKE IT! BENCHMARK 55 Handicap - 1200m
 20 January 2024 - 17:26
 Track Rating: Soft 6, Weather: Fine, Rail Position: True Entire Course



| Section | Overall | 1000m | 800m | 600m | 400m | 200m |
|------------------------|---------------------------|--------------------------|---------------------------|---------------------------|---------------------------|---------------------------|
| Section Times | 1:11.40 [11] (0:14.18) | 0:57.22 [8] (0:11.38) | 0:45.84 [12] (0:10.99) | 0:34.85 [13] (0:11.34) | 0:23.51 [14] (0:11.42) | 0:12.09 [13] (0:12.09) |
| Average Speed [km/h] | 51.3 | 65.4 | 66.4 | 63.8 | 63.4 | 59.6 |
| Top Speed [km/h] | 66.4 | 67.0 | 67.4 | 65.2 | 64.1 | 62.2 |
| Avg. Dist. to Rail [m] | 12.8 | 7.2 | 3.2 | 0.9 | 3.3 | 8.1 |
| Avg. Stride Freq. [Hz] | 2.2 | 2.4 | 2.3 | 2.3 | 2.3 | 2.3 |
| Avg. Stride Length [m] | 6.3 | 7.7 | 7.9 | 7.8 | 7.7 | 7.3 |



- [] Ranking at each section and finish
- .-.- No data available at this section
- NA No data available



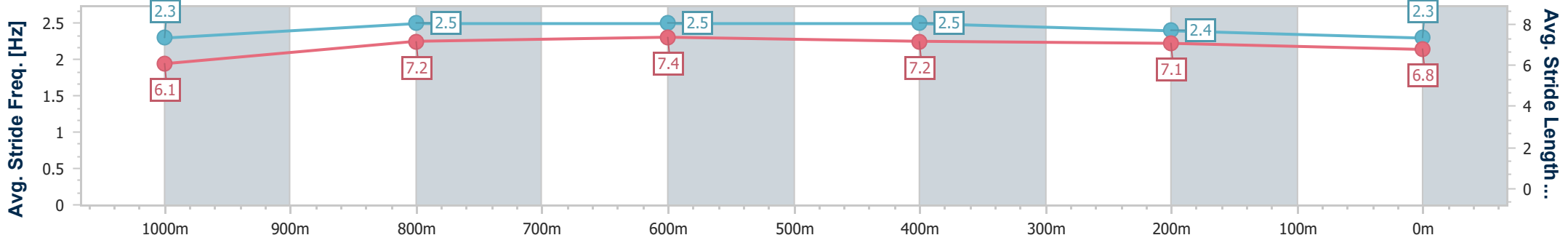
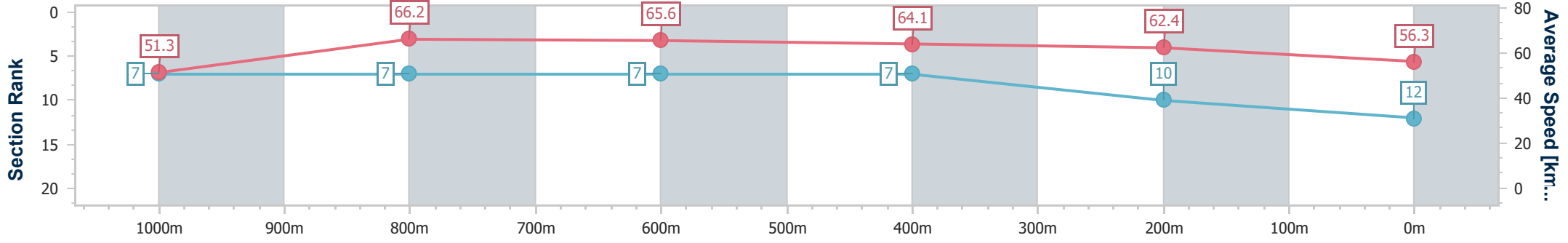
| | |
|--------------------------------|----------------|
| Horse/Jockey Name | Private Sector |
| Final Rank | 12 |
| Fastest Section Time (Section) | 0:10.95 (800m) |
| Top Speed [km/h] (Section) | 67.2 (1000m) |
| Race State | Finished |



Townsville QLD Professional
 Race 8: LADBROKE IT! BENCHMARK 55 Handicap - 1200m
 20 January 2024 - 17:26
 Track Rating: Soft 6, Weather: Fine, Rail Position: True Entire Course



| Section | Overall | 1000m | 800m | 600m | 400m | 200m |
|------------------------|---------------------------|--------------------------|--------------------------|--------------------------|--------------------------|---------------------------|
| Section Times | 1:11.44 [12] (0:14.06) | 0:57.38 [7] (0:11.08) | 0:46.30 [7] (0:10.95) | 0:35.35 [7] (0:11.09) | 0:24.26 [7] (0:11.50) | 0:12.76 [10] (0:12.76) |
| Average Speed [km/h] | 51.3 | 66.2 | 65.6 | 64.1 | 62.4 | 56.3 |
| Top Speed [km/h] | 65.8 | 67.2 | 66.4 | 65.2 | 63.3 | 61.6 |
| Avg. Dist. to Rail [m] | 4.4 | 4.0 | 1.4 | 2.5 | 1.1 | 3.3 |
| Avg. Stride Freq. [Hz] | 2.3 | 2.5 | 2.5 | 2.5 | 2.4 | 2.3 |
| Avg. Stride Length [m] | 6.1 | 7.2 | 7.4 | 7.2 | 7.1 | 6.8 |



- [] Ranking at each section and finish
- .-.- No data available at this section
- NA No data available



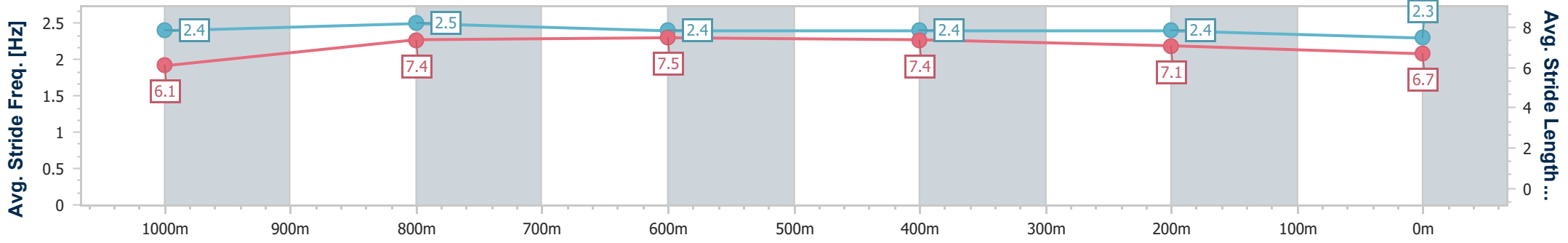
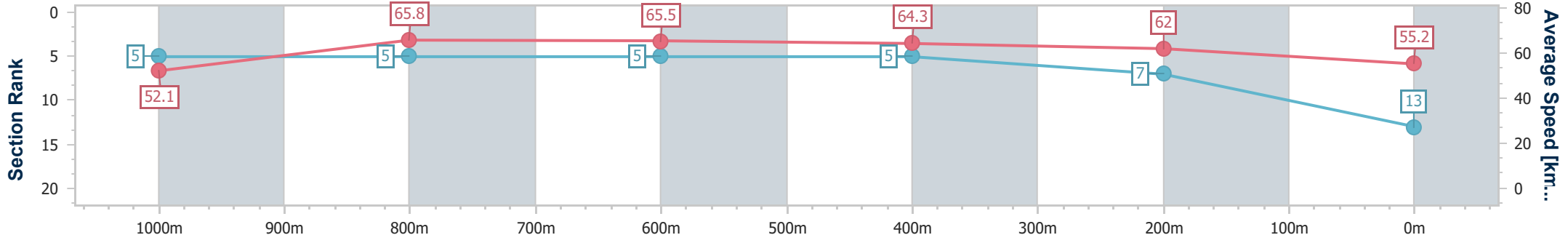
| | |
|--------------------------------|----------------|
| Horse/Jockey Name | Viburnum |
| Final Rank | 13 |
| Fastest Section Time (Section) | 0:11.01 (800m) |
| Top Speed [km/h] (Section) | 66.9 (800m) |
| Race State | Finished |



Townsville QLD Professional
 Race 8: LADBROKE IT! BENCHMARK 55 Handicap - 1200m
 20 January 2024 - 17:26
 Track Rating: Soft 6, Weather: Fine, Rail Position: True Entire Course



| Section | Overall | 1000m | 800m | 600m | 400m | 200m |
|------------------------|---------------------------|--------------------------|--------------------------|--------------------------|--------------------------|--------------------------|
| Section Times | 1:11.67 [13] (0:13.89) | 0:57.78 [5] (0:11.08) | 0:46.70 [5] (0:11.01) | 0:35.69 [5] (0:11.05) | 0:24.64 [5] (0:11.61) | 0:13.03 [7] (0:13.03) |
| Average Speed [km/h] | 52.1 | 65.8 | 65.5 | 64.3 | 62.0 | 55.2 |
| Top Speed [km/h] | 66.0 | 66.6 | 66.9 | 66.0 | 63.1 | 61.1 |
| Avg. Dist. to Rail [m] | 5.0 | 3.3 | 1.2 | 2.4 | 1.2 | 3.0 |
| Avg. Stride Freq. [Hz] | 2.4 | 2.5 | 2.4 | 2.4 | 2.4 | 2.3 |
| Avg. Stride Length [m] | 6.1 | 7.4 | 7.5 | 7.4 | 7.1 | 6.7 |



- [] Ranking at each section and finish
- .-.- No data available at this section
- NA No data available



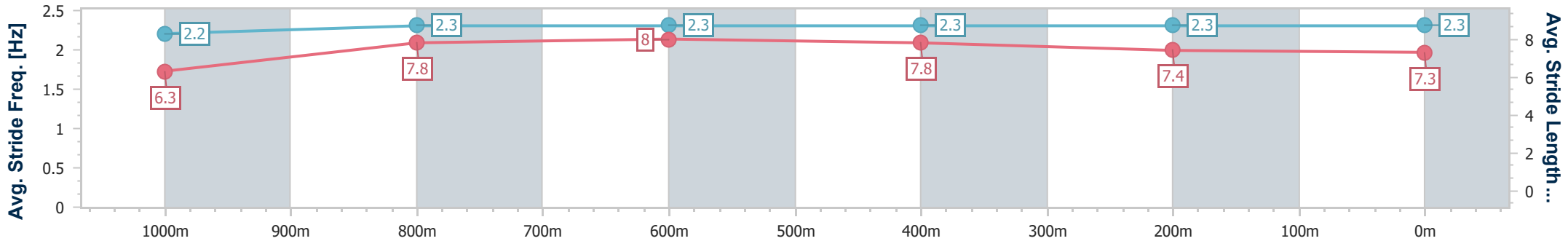
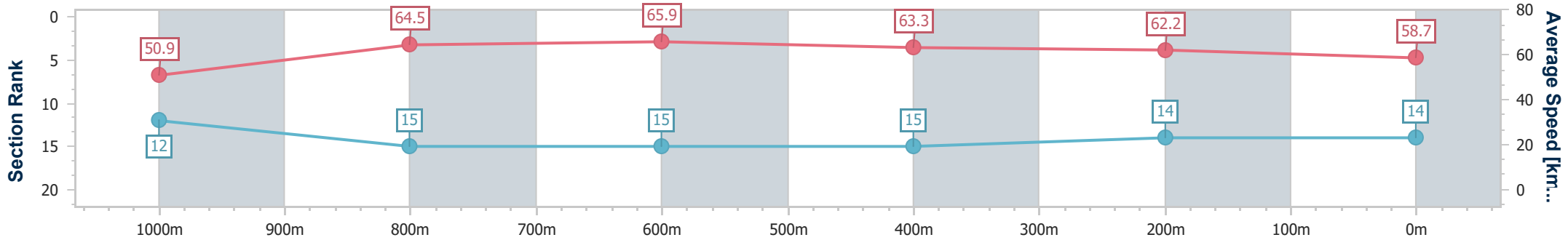
| | |
|--------------------------------|----------------|
| Horse/Jockey Name | Sebrossa |
| Final Rank | 14 |
| Fastest Section Time (Section) | 0:10.95 (800m) |
| Top Speed [km/h] (Section) | 66.3 (800m) |
| Race State | Finished |



Townsville QLD Professional
 Race 8: LADBROKE IT! BENCHMARK 55 Handicap - 1200m
 20 January 2024 - 17:26
 Track Rating: Soft 6, Weather: Fine, Rail Position: True Entire Course



| Section | Overall | 1000m | 800m | 600m | 400m | 200m |
|------------------------|---------------------------|---------------------------|---------------------------|---------------------------|---------------------------|---------------------------|
| Section Times | 1:11.75 [14] (0:14.28) | 0:57.47 [12] (0:11.58) | 0:45.89 [15] (0:10.95) | 0:34.94 [15] (0:11.20) | 0:23.74 [15] (0:11.47) | 0:12.27 [14] (0:12.27) |
| Average Speed [km/h] | 50.9 | 64.5 | 65.9 | 63.3 | 62.2 | 58.7 |
| Top Speed [km/h] | 64.4 | 65.1 | 66.3 | 64.6 | 63.3 | 62.9 |
| Avg. Dist. to Rail [m] | 15.0 | 8.1 | 1.5 | 3.2 | 3.1 | 1.1 |
| Avg. Stride Freq. [Hz] | 2.2 | 2.3 | 2.3 | 2.3 | 2.3 | 2.3 |
| Avg. Stride Length [m] | 6.3 | 7.8 | 8.0 | 7.8 | 7.4 | 7.3 |



- [] Ranking at each section and finish
- .-.- No data available at this section
- NA No data available



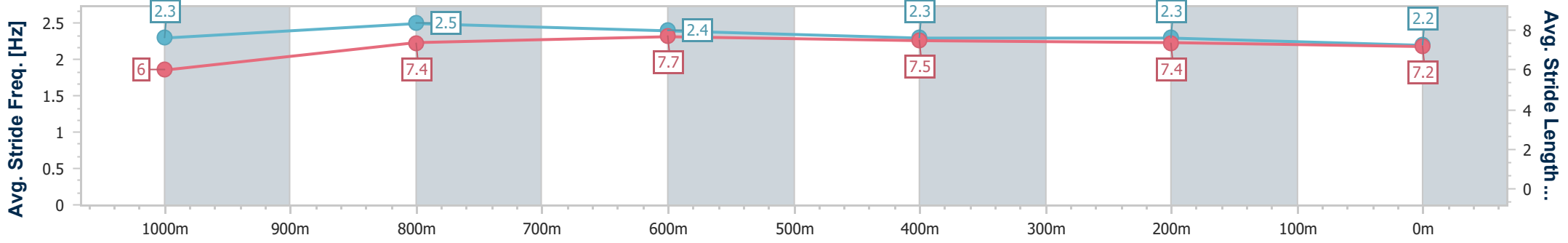
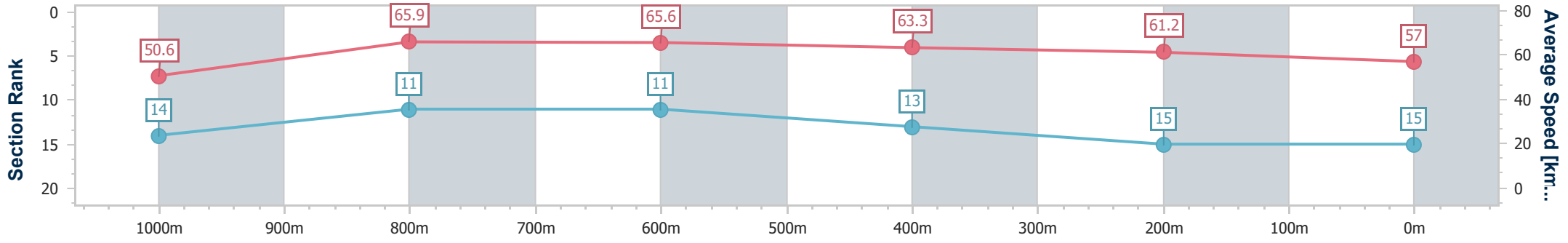
| | |
|--------------------------------|----------------|
| Horse/Jockey Name | Thunder Moon |
| Final Rank | 15 |
| Fastest Section Time (Section) | 0:10.98 (800m) |
| Top Speed [km/h] (Section) | 67.4 (1000m) |
| Race State | Finished |



Townsville QLD Professional
 Race 8: LADBROKE IT! BENCHMARK 55 Handicap - 1200m
 20 January 2024 - 17:26
 Track Rating: Soft 6, Weather: Fine, Rail Position: True Entire Course



| Section | Overall | 1000m | 800m | 600m | 400m | 200m |
|------------------------|---------------------------|---------------------------|---------------------------|---------------------------|---------------------------|---------------------------|
| Section Times | 1:12.20 [15] (0:14.29) | 0:57.91 [14] (0:11.21) | 0:46.70 [11] (0:10.98) | 0:35.72 [11] (0:11.33) | 0:24.39 [13] (0:11.79) | 0:12.60 [15] (0:12.60) |
| Average Speed [km/h] | 50.6 | 65.9 | 65.6 | 63.3 | 61.2 | 57.0 |
| Top Speed [km/h] | 64.9 | 67.4 | 67.2 | 64.7 | 62.0 | 60.3 |
| Avg. Dist. to Rail [m] | 9.6 | 4.9 | 0.8 | 0.6 | 1.0 | 3.7 |
| Avg. Stride Freq. [Hz] | 2.3 | 2.5 | 2.4 | 2.3 | 2.3 | 2.2 |
| Avg. Stride Length [m] | 6.0 | 7.4 | 7.7 | 7.5 | 7.4 | 7.2 |



- [] Ranking at each section and finish
- .-.- No data available at this section
- NA No data available