



**Townsville QLD Professional**  
**Race 5: 150 YEARS OF RACING @ CLUDEN PARK BENCHMARK 70**  
**Handicap - 1609m**  
**20 January 2024 - 15:29**



Track Rating: Soft 6, Weather: Fine, Rail Position: True Entire Course

| Section     |                      |   |                      |                      |                      |                          |                          |                          |                          |                          |                          |                          |                        |    |
|-------------|----------------------|---|----------------------|----------------------|----------------------|--------------------------|--------------------------|--------------------------|--------------------------|--------------------------|--------------------------|--------------------------|------------------------|----|
| Field Times |                      |   |                      |                      |                      |                          |                          |                          |                          |                          |                          |                          |                        |    |
|             | Overall              | 1400m                                     | 1200m                | 1000m                | 800m                 | 600m                     | 400m                     | Last 600m                |                          |                          |                          |                          |                        |    |
|             | 1:38.01<br>(0:14.47) | 1:23.54<br>(0:12.17)                      | 1:11.37<br>(0:12.09) | 0:59.28<br>(0:12.50) | 0:46.78<br>(0:11.59) | 0:35.19<br>(0:11.38)     | 0:23.81<br>(0:11.55)     | 0:35.19                  |                          |                          |                          |                          |                        |    |
| Rank        | TAB                  | Horse/Jockey                              | Barrier              | Top Speed [km/h]     | Fastest Section      |                          |                          |                          |                          |                          |                          |                          | Distance Travelled [m] |    |
| 1           | 1                    | <b>BONDURANT</b><br>Ashley Butler         | 10                   | 63.3<br>600m         | 0:11.38<br>600m      | 1:38.01 [1]<br>(0:14.47) | 1:23.54 [1]<br>(0:12.17) | 1:11.37 [1]<br>(0:12.09) | 0:59.28 [1]<br>(0:12.50) | 0:46.78 [1]<br>(0:11.59) | 0:35.19 [1]<br>(0:11.38) | 0:23.81 [1]<br>(0:11.55) | 0:35.19                |    |
| 2           | 5                    | <b>INVINCIBLE BAY</b><br>Jason Taylor     | 11                   | 66.5<br>600m         | 0:11.17<br>800m      | 1:38.14 [2]<br>(0:15.48) | 1:22.66 [9]<br>(0:12.34) | 1:10.32 [9]<br>(0:12.32) | 0:58.00 [9]<br>(0:12.18) | 0:45.82 [9]<br>(0:11.17) | 0:34.65 [8]<br>(0:11.18) | 0:23.47 [6]<br>(0:11.43) | 0:34.65                | +2 |
| 3           | 8                    | <b>ZOUHOPE</b><br>Tessa Townsend          | 7                    | 63.9<br>800m         | 0:11.46<br>600m      | 1:38.17 [3]<br>(0:14.82) | 1:23.35 [4]<br>(0:12.10) | 1:11.25 [3]<br>(0:12.16) | 0:59.09 [2]<br>(0:12.31) | 0:46.78 [2]<br>(0:11.52) | 0:35.26 [2]<br>(0:11.46) | 0:23.80 [3]<br>(0:11.54) | 0:35.26                | +3 |
| 4           | 3                    | <b>SAVVY SOVEREIGN</b><br>Scott Sheargold | 8                    | 64.6<br>800m         | 0:11.40<br>400m      | 1:38.29 [4]<br>(0:14.62) | 1:23.67 [2]<br>(0:12.24) | 1:11.43 [2]<br>(0:12.31) | 0:59.12 [4]<br>(0:12.45) | 0:46.67 [4]<br>(0:11.50) | 0:35.17 [5]<br>(0:11.43) | 0:23.74 [5]<br>(0:11.40) | 0:35.17                | +1 |
| 5           | 6                    | <b>JOE'S GIGGLE</b><br>Adam Sewell        | 6                    | 66.7<br>800m         | 0:11.07<br>800m      | 1:38.55 [5]<br>(0:15.20) | 1:23.35 [7]<br>(0:12.30) | 1:11.05 [7]<br>(0:12.38) | 0:58.67 [7]<br>(0:12.14) | 0:46.53 [7]<br>(0:11.07) | 0:35.46 [4]<br>(0:11.27) | 0:24.19 [2]<br>(0:11.69) | 0:35.46                | +1 |
| 6           | 9                    | <b>CONQUERING JUDAS</b><br>Chris Whiteley | 2                    | 65.1<br>600m         | 0:11.18<br>600m      | 1:38.64 [6]<br>(0:15.47) | 1:23.17 [8]<br>(0:12.21) | 1:10.96 [8]<br>(0:12.28) | 0:58.68 [8]<br>(0:12.23) | 0:46.45 [8]<br>(0:11.36) | 0:35.09 [9]<br>(0:11.18) | 0:23.91 [7]<br>(0:11.56) | 0:35.09                | -3 |
| 7           | 4                    | <b>LADY RAIN</b><br>Lacey Morrison        | 5                    | 65.2<br>800m         | 0:11.37<br>400m      | 1:38.69 [7]<br>(0:14.92) | 1:23.77 [5]<br>(0:12.26) | 1:11.51 [5]<br>(0:12.39) | 0:59.12 [5]<br>(0:12.36) | 0:46.76 [6]<br>(0:11.47) | 0:35.29 [7]<br>(0:11.45) | 0:23.84 [9]<br>(0:11.37) | 0:35.29                | +2 |
| 8           | 7                    | <b>FORSETI</b><br>Nathan Thomas           | 1                    | 63.8<br>800m         | 0:11.40<br>600m      | 1:38.77 [8]<br>(0:15.05) | 1:23.72 [6]<br>(0:12.22) | 1:11.50 [6]<br>(0:12.36) | 0:59.14 [6]<br>(0:12.21) | 0:46.93 [5]<br>(0:11.54) | 0:35.39 [6]<br>(0:11.40) | 0:23.99 [8]<br>(0:11.50) | 0:35.39                | -6 |
| 9           | 2                    | <b>SOUTHERN SWING</b><br>Ryan Wiggins     | 4                    | 63.9<br>800m         | 0:11.50<br>600m      | 1:39.29 [9]<br>(0:14.78) | 1:24.51 [3]<br>(0:12.18) | 1:12.33 [4]<br>(0:12.17) | 1:00.16 [3]<br>(0:12.29) | 0:47.87 [3]<br>(0:11.56) | 0:36.31 [3]<br>(0:11.50) | 0:24.81 [4]<br>(0:11.77) | 0:36.31                | -6 |

Scratched: Dawn Strike (#10), Cloudy Miss (#11)

[ ] Ranking at each section and finish  
 -:-:- No data available at this section  
 NA No data available

SCN Saddle cloth number  
 DNF Did not finish  
 DNT Did not track



**Townsville QLD Professional**  
**Race 5: 150 YEARS OF RACING @ CLUDEN PARK BENCHMARK 70**  
**Handicap - 1609m**  
**20 January 2024 - 15:29**



Track Rating: Soft 6, Weather: Fine, Rail Position: True Entire Course

| Section     |     |   |         | 200m                 |                 |                          |         | Last 600m |                        |
|-------------|-----|---|---------|----------------------|-----------------|--------------------------|---------|-----------|------------------------|
| Field Times |     |   |         | 0:12.26<br>(0:12.26) |                 |                          |         | 0:35.19   |                        |
| Rank        | TAB | Horse/Jockey                              | Barrier | Top Speed [km/h]     | Fastest Section | Margin                   |         |           | Distance Travelled [m] |
| 1           | 1   | <b>BONDURANT</b><br>Ashley Butler         | 10      | 63.3<br>600m         | 0:11.38<br>600m | 0:12.26 [1]<br>(0:12.26) | 1:38.01 |           | 0:35.19                |
| 2           | 5   | <b>INVINCIBLE BAY</b><br>Jason Taylor     | 11      | 66.5<br>600m         | 0:11.17<br>800m | 0:12.04 [5]<br>(0:12.04) | 0.8L    |           | 0:34.65 +2             |
| 3           | 8   | <b>ZOUHOPE</b><br>Tessa Townsend          | 7       | 63.9<br>800m         | 0:11.46<br>600m | 0:12.26 [2]<br>(0:12.26) | 0.9L    |           | 0:35.26 +3             |
| 4           | 3   | <b>SAVVY SOVEREIGN</b><br>Scott Sheargold | 8       | 64.6<br>800m         | 0:11.40<br>400m | 0:12.34 [3]<br>(0:12.34) | 1.4L    |           | 0:35.17 +1             |
| 5           | 6   | <b>JOE'S GIGGLE</b><br>Adam Sewell        | 6       | 66.7<br>800m         | 0:11.07<br>800m | 0:12.50 [4]<br>(0:12.50) | 2.9L    |           | 0:35.46 +1             |
| 6           | 9   | <b>CONQUERING JUDAS</b><br>Chris Whiteley | 2       | 65.1<br>600m         | 0:11.18<br>600m | 0:12.35 [9]<br>(0:12.35) | 3.4L    |           | 0:35.09 -3             |
| 7           | 4   | <b>LADY RAIN</b><br>Lacey Morrison        | 5       | 65.2<br>800m         | 0:11.37<br>400m | 0:12.47 [6]<br>(0:12.47) | 3.6L    |           | 0:35.29 +2             |
| 8           | 7   | <b>FORSETI</b><br>Nathan Thomas           | 1       | 63.8<br>800m         | 0:11.40<br>600m | 0:12.49 [8]<br>(0:12.49) | 4L      |           | 0:35.39 -6             |
| 9           | 2   | <b>SOUTHERN SWING</b><br>Ryan Wiggins     | 4       | 63.9<br>800m         | 0:11.50<br>600m | 0:13.04 [7]<br>(0:13.04) | 7L      |           | 0:36.31 -6             |

Scratched: Dawn Strike (#10), Cloudy Miss (#11)

[ ] Ranking at each section and finish  
 -:-:- No data available at this section  
 NA No data available

SCN Saddle cloth number  
 DNF Did not finish  
 DNT Did not track



|                                |                |
|--------------------------------|----------------|
| Horse/Jockey Name              | Bondurant      |
| Final Rank                     | 1              |
| Fastest Section Time (Section) | 0:11.38 (600m) |
| Top Speed [km/h] (Section)     | 63.3 (600m)    |
| Race State                     | Finished       |

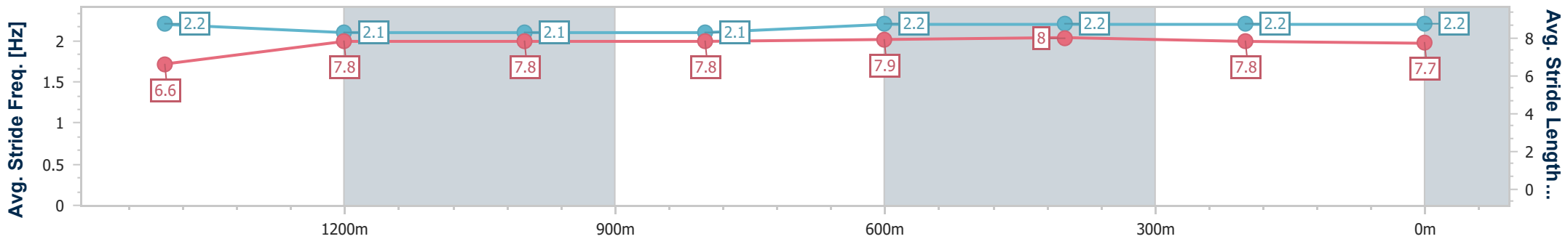
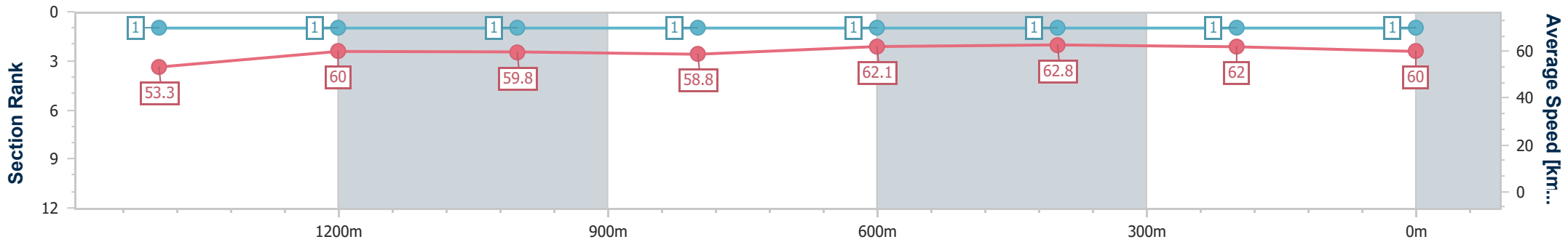


Townsville QLD Professional  
 Race 5: 150 YEARS OF RACING @ CLUDEN PARK  
 BENCHMARK 70 Handicap - 1609m



20 January 2024 - 15:29  
 Track Rating: Soft 6, Weather: Fine, Rail Position: True Entire Course

| Section                | Overall                  | 1400m                    | 1200m                    | 1000m                    | 800m                     | 600m                     | 400m                     | 200m                     |  |  |  |  |  |  |
|------------------------|--------------------------|--------------------------|--------------------------|--------------------------|--------------------------|--------------------------|--------------------------|--------------------------|--|--|--|--|--|--|
| Section Times          | 1:38.01 [1]<br>(0:14.47) | 1:23.54 [1]<br>(0:12.17) | 1:11.37 [1]<br>(0:12.09) | 0:59.28 [1]<br>(0:12.50) | 0:46.78 [1]<br>(0:11.59) | 0:35.19 [1]<br>(0:11.38) | 0:23.81 [1]<br>(0:11.55) | 0:12.26 [1]<br>(0:12.26) |  |  |  |  |  |  |
| Average Speed [km/h]   | 53.3                     | 60.0                     | 59.8                     | 58.8                     | 62.1                     | 62.8                     | 62.0                     | 60.0                     |  |  |  |  |  |  |
| Top Speed [km/h]       | 62.5                     | 62.4                     | 60.4                     | 59.6                     | 63.2                     | 63.3                     | 62.7                     | 61.4                     |  |  |  |  |  |  |
| Avg. Dist. to Rail [m] | 12.3                     | 3.2                      | 3.6                      | 4.4                      | 1.1                      | 1.9                      | 1.8                      | 0.9                      |  |  |  |  |  |  |
| Avg. Stride Freq. [Hz] | 2.2                      | 2.1                      | 2.1                      | 2.1                      | 2.2                      | 2.2                      | 2.2                      | 2.2                      |  |  |  |  |  |  |
| Avg. Stride Length [m] | 6.6                      | 7.8                      | 7.8                      | 7.8                      | 7.9                      | 8.0                      | 7.8                      | 7.7                      |  |  |  |  |  |  |



- [ ] Ranking at each section and finish
- .-.- No data available at this section
- NA No data available



|                                |                |
|--------------------------------|----------------|
| Horse/Jockey Name              | Invincible Bay |
| Final Rank                     | 2              |
| Fastest Section Time (Section) | 0:11.17 (800m) |
| Top Speed [km/h] (Section)     | 66.5 (600m)    |
| Race State                     | Finished       |

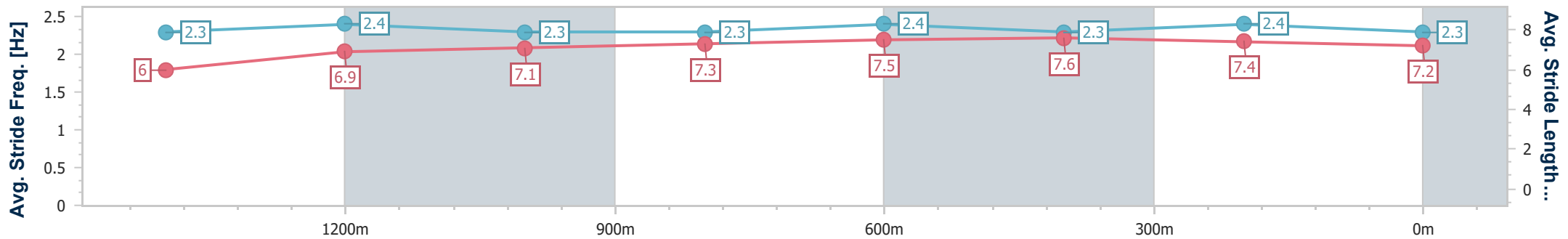
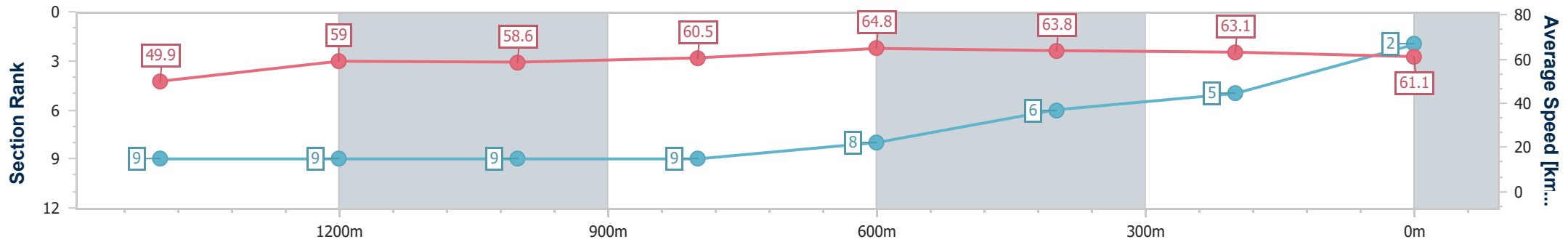


Townsville QLD Professional  
 Race 5: 150 YEARS OF RACING @ CLUDEN PARK  
 BENCHMARK 70 Handicap - 1609m



20 January 2024 - 15:29  
 Track Rating: Soft 6, Weather: Fine, Rail Position: True Entire Course

| Section                | Overall                  | 1400m                    | 1200m                    | 1000m                    | 800m                     | 600m                     | 400m                     | 200m                     |  |  |  |  |  |  |
|------------------------|--------------------------|--------------------------|--------------------------|--------------------------|--------------------------|--------------------------|--------------------------|--------------------------|--|--|--|--|--|--|
| Section Times          | 1:38.14 [2]<br>(0:15.48) | 1:22.66 [9]<br>(0:12.34) | 1:10.32 [9]<br>(0:12.32) | 0:58.00 [9]<br>(0:12.18) | 0:45.82 [9]<br>(0:11.17) | 0:34.65 [8]<br>(0:11.18) | 0:23.47 [6]<br>(0:11.43) | 0:12.04 [5]<br>(0:12.04) |  |  |  |  |  |  |
| Average Speed [km/h]   | 49.9                     | 59.0                     | 58.6                     | 60.5                     | 64.8                     | 63.8                     | 63.1                     | 61.1                     |  |  |  |  |  |  |
| Top Speed [km/h]       | 61.6                     | 61.6                     | 59.9                     | 62.9                     | 66.4                     | 66.5                     | 65.0                     | 62.5                     |  |  |  |  |  |  |
| Avg. Dist. to Rail [m] | 13.3                     | 3.2                      | 4.3                      | 4.5                      | 1.2                      | 1.3                      | 1.1                      | 3.1                      |  |  |  |  |  |  |
| Avg. Stride Freq. [Hz] | 2.3                      | 2.4                      | 2.3                      | 2.3                      | 2.4                      | 2.3                      | 2.4                      | 2.3                      |  |  |  |  |  |  |
| Avg. Stride Length [m] | 6.0                      | 6.9                      | 7.1                      | 7.3                      | 7.5                      | 7.6                      | 7.4                      | 7.2                      |  |  |  |  |  |  |



- [ ] Ranking at each section and finish
- .-.- No data available at this section
- NA No data available



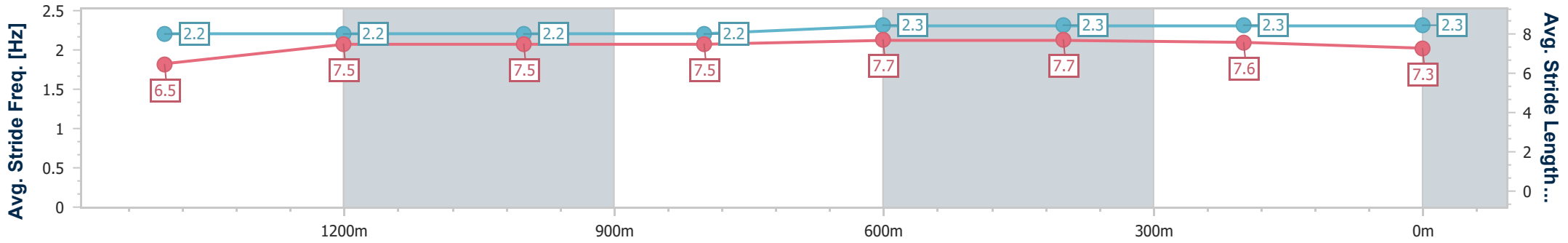
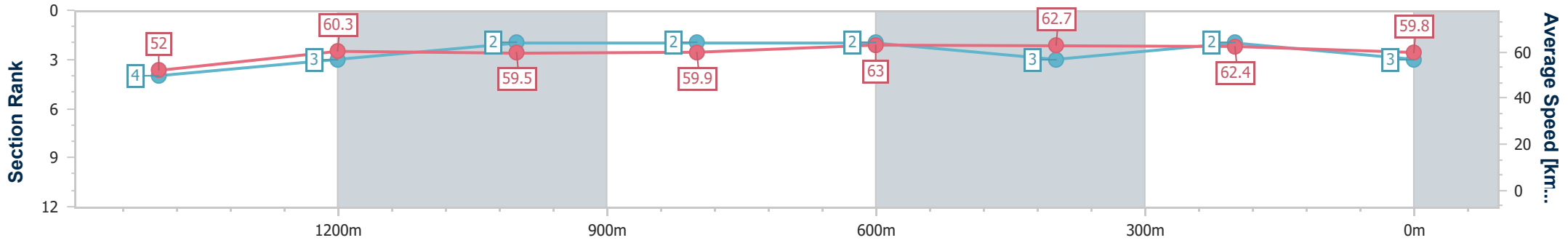
|                                |                |
|--------------------------------|----------------|
| Horse/Jockey Name              | Zouhope        |
| Final Rank                     | 3              |
| Fastest Section Time (Section) | 0:11.46 (600m) |
| Top Speed [km/h] (Section)     | 63.9 (800m)    |
| Race State                     | Finished       |



Townsville QLD Professional  
 Race 5: 150 YEARS OF RACING @ CLUDEN PARK  
 BENCHMARK 70 Handicap - 1609m  
 20 January 2024 - 15:29  
 Track Rating: Soft 6, Weather: Fine, Rail Position: True Entire Course



| Section                | Overall                  | 1400m                    | 1200m                    | 1000m                    | 800m                     | 600m                     | 400m                     | 200m                     |  |  |  |  |  |  |
|------------------------|--------------------------|--------------------------|--------------------------|--------------------------|--------------------------|--------------------------|--------------------------|--------------------------|--|--|--|--|--|--|
| Section Times          | 1:38.17 [3]<br>(0:14.82) | 1:23.35 [4]<br>(0:12.10) | 1:11.25 [3]<br>(0:12.16) | 0:59.09 [2]<br>(0:12.31) | 0:46.78 [2]<br>(0:11.52) | 0:35.26 [2]<br>(0:11.46) | 0:23.80 [3]<br>(0:11.54) | 0:12.26 [2]<br>(0:12.26) |  |  |  |  |  |  |
| Average Speed [km/h]   | 52.0                     | 60.3                     | 59.5                     | 59.9                     | 63.0                     | 62.7                     | 62.4                     | 59.8                     |  |  |  |  |  |  |
| Top Speed [km/h]       | 62.8                     | 62.1                     | 61.0                     | 62.1                     | 63.9                     | 63.4                     | 63.0                     | 62.0                     |  |  |  |  |  |  |
| Avg. Dist. to Rail [m] | 10.7                     | 3.8                      | 5.1                      | 5.1                      | 1.4                      | 0.5                      | 0.5                      | 2.8                      |  |  |  |  |  |  |
| Avg. Stride Freq. [Hz] | 2.2                      | 2.2                      | 2.2                      | 2.2                      | 2.3                      | 2.3                      | 2.3                      | 2.3                      |  |  |  |  |  |  |
| Avg. Stride Length [m] | 6.5                      | 7.5                      | 7.5                      | 7.5                      | 7.7                      | 7.7                      | 7.6                      | 7.3                      |  |  |  |  |  |  |



- [ ] Ranking at each section and finish
- .-.- No data available at this section
- NA No data available



|                                |                 |
|--------------------------------|-----------------|
| Horse/Jockey Name              | Savvy Sovereign |
| Final Rank                     | 4               |
| Fastest Section Time (Section) | 0:11.40 (400m)  |
| Top Speed [km/h] (Section)     | 64.6 (800m)     |
| Race State                     | Finished        |



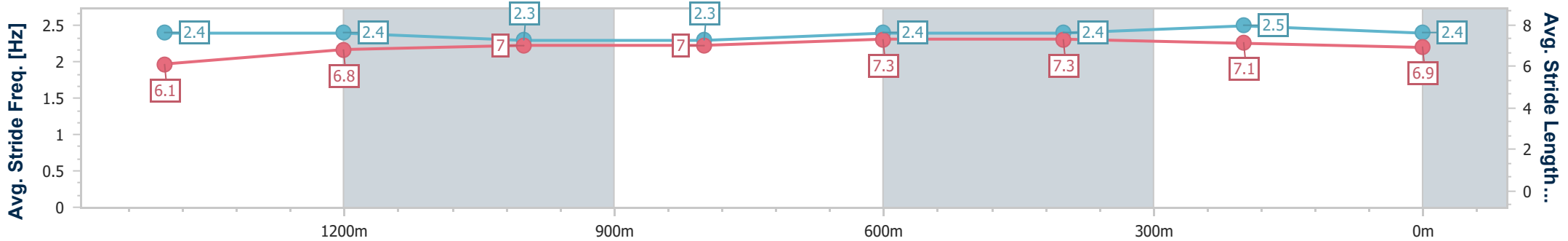
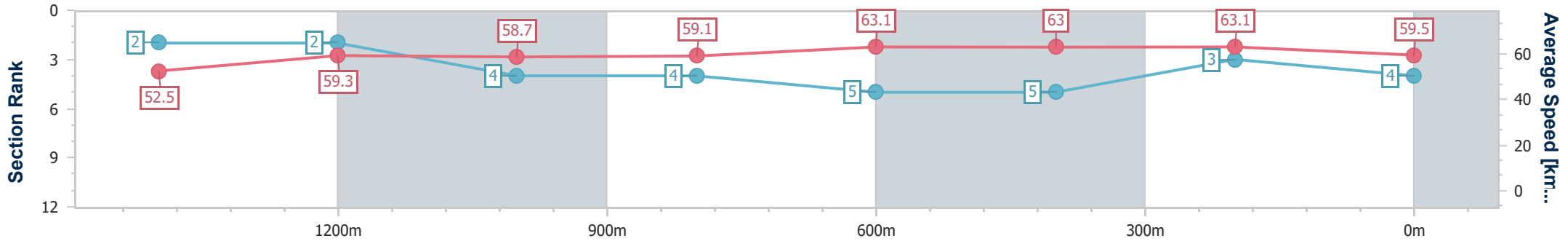
Townsville QLD Professional  
 Race 5: 150 YEARS OF RACING @ CLUDEN PARK  
 BENCHMARK 70 Handicap - 1609m



20 January 2024 - 15:29

Track Rating: Soft 6, Weather: Fine, Rail Position: True Entire Course

| Section                | Overall                  | 1400m                    | 1200m                    | 1000m                    | 800m                     | 600m                     | 400m                     | 200m                     |  |  |  |  |  |  |
|------------------------|--------------------------|--------------------------|--------------------------|--------------------------|--------------------------|--------------------------|--------------------------|--------------------------|--|--|--|--|--|--|
| Section Times          | 1:38.29 [4]<br>(0:14.62) | 1:23.67 [2]<br>(0:12.24) | 1:11.43 [2]<br>(0:12.31) | 0:59.12 [4]<br>(0:12.45) | 0:46.67 [4]<br>(0:11.50) | 0:35.17 [5]<br>(0:11.43) | 0:23.74 [5]<br>(0:11.40) | 0:12.34 [3]<br>(0:12.34) |  |  |  |  |  |  |
| Average Speed [km/h]   | 52.5                     | 59.3                     | 58.7                     | 59.1                     | 63.1                     | 63.0                     | 63.1                     | 59.5                     |  |  |  |  |  |  |
| Top Speed [km/h]       | 62.0                     | 61.0                     | 59.6                     | 61.2                     | 64.6                     | 64.4                     | 63.8                     | 62.6                     |  |  |  |  |  |  |
| Avg. Dist. to Rail [m] | 10.0                     | 2.4                      | 3.9                      | 4.8                      | 1.7                      | 0.5                      | 0.3                      | 1.8                      |  |  |  |  |  |  |
| Avg. Stride Freq. [Hz] | 2.4                      | 2.4                      | 2.3                      | 2.3                      | 2.4                      | 2.4                      | 2.5                      | 2.4                      |  |  |  |  |  |  |
| Avg. Stride Length [m] | 6.1                      | 6.8                      | 7.0                      | 7.0                      | 7.3                      | 7.3                      | 7.1                      | 6.9                      |  |  |  |  |  |  |



- [ ] Ranking at each section and finish
- .-.- No data available at this section
- NA No data available



|                                |                |
|--------------------------------|----------------|
| Horse/Jockey Name              | Joe's Giggle   |
| Final Rank                     | 5              |
| Fastest Section Time (Section) | 0:11.07 (800m) |
| Top Speed [km/h] (Section)     | 66.7 (800m)    |
| Race State                     | Finished       |



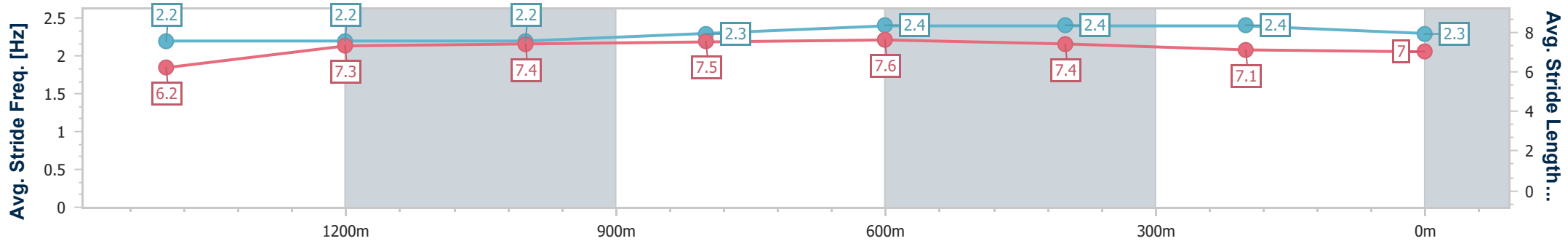
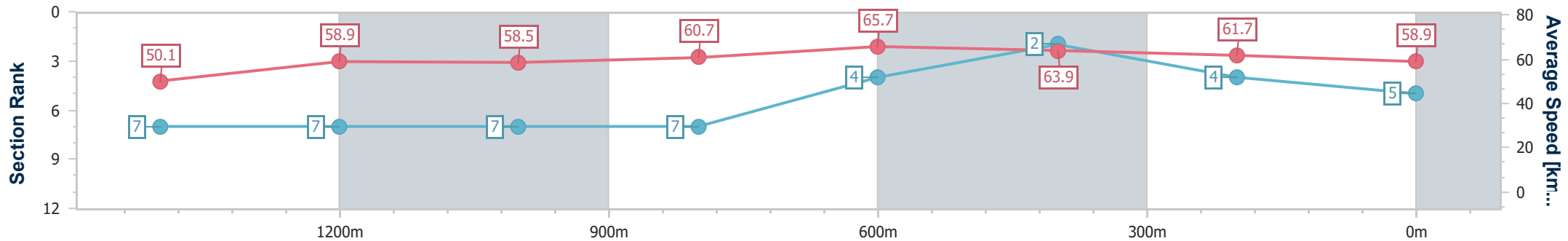
Townsville QLD Professional  
Race 5: 150 YEARS OF RACING @ CLUDEN PARK  
BENCHMARK 70 Handicap - 1609m



20 January 2024 - 15:29

Track Rating: Soft 6, Weather: Fine, Rail Position: True Entire Course

| Section                | Overall                  | 1400m                    | 1200m                    | 1000m                    | 800m                     | 600m                     | 400m                     | 200m                     |  |  |  |  |  |  |
|------------------------|--------------------------|--------------------------|--------------------------|--------------------------|--------------------------|--------------------------|--------------------------|--------------------------|--|--|--|--|--|--|
| Section Times          | 1:38.55 [5]<br>(0:15.20) | 1:23.35 [7]<br>(0:12.30) | 1:11.05 [7]<br>(0:12.38) | 0:58.67 [7]<br>(0:12.14) | 0:46.53 [7]<br>(0:11.07) | 0:35.46 [4]<br>(0:11.27) | 0:24.19 [2]<br>(0:11.69) | 0:12.50 [4]<br>(0:12.50) |  |  |  |  |  |  |
| Average Speed [km/h]   | 50.1                     | 58.9                     | 58.5                     | 60.7                     | 65.7                     | 63.9                     | 61.7                     | 58.9                     |  |  |  |  |  |  |
| Top Speed [km/h]       | 61.4                     | 61.3                     | 59.1                     | 63.6                     | 66.7                     | 66.3                     | 63.5                     | 60.3                     |  |  |  |  |  |  |
| Avg. Dist. to Rail [m] | 8.2                      | 2.0                      | 3.9                      | 4.6                      | 1.8                      | 0.6                      | 2.4                      | 4.8                      |  |  |  |  |  |  |
| Avg. Stride Freq. [Hz] | 2.2                      | 2.2                      | 2.2                      | 2.3                      | 2.4                      | 2.4                      | 2.4                      | 2.3                      |  |  |  |  |  |  |
| Avg. Stride Length [m] | 6.2                      | 7.3                      | 7.4                      | 7.5                      | 7.6                      | 7.4                      | 7.1                      | 7.0                      |  |  |  |  |  |  |



- [ ] Ranking at each section and finish
- .-.- No data available at this section
- NA No data available



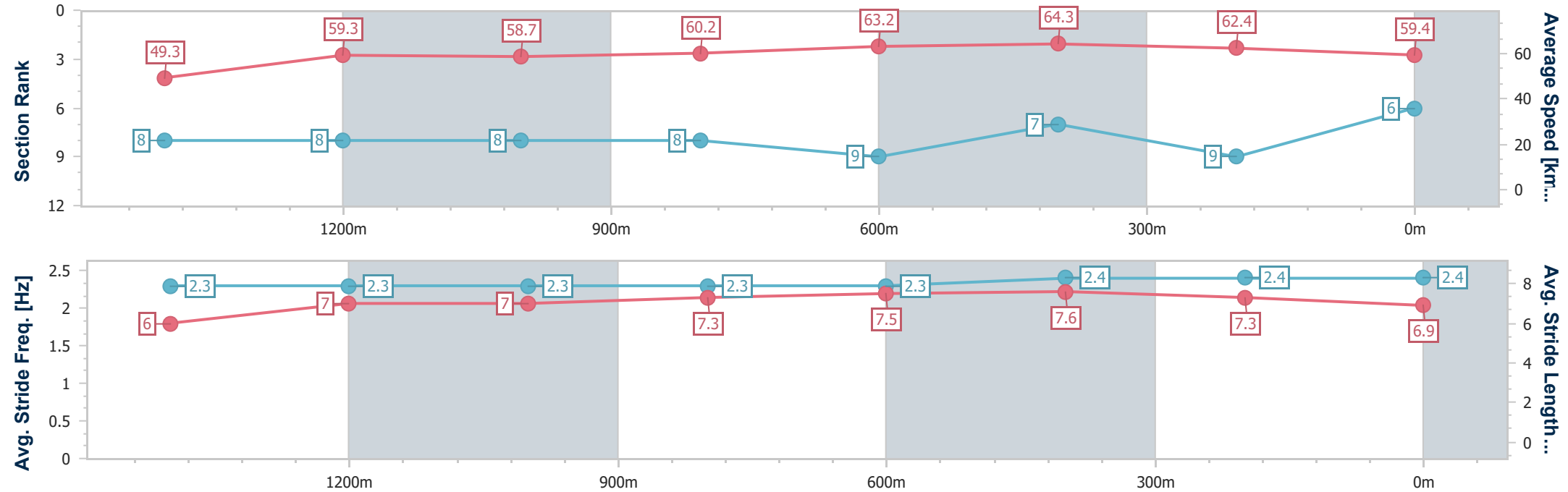
|                                |                  |
|--------------------------------|------------------|
| Horse/Jockey Name              | Conquering Judas |
| Final Rank                     | 6                |
| Fastest Section Time (Section) | 0:11.18 (600m)   |
| Top Speed [km/h] (Section)     | 65.1 (600m)      |
| Race State                     | Finished         |



Townsville QLD Professional  
 Race 5: 150 YEARS OF RACING @ CLUDEN PARK  
 BENCHMARK 70 Handicap - 1609m  
 20 January 2024 - 15:29  
 Track Rating: Soft 6, Weather: Fine, Rail Position: True Entire Course



| Section                | Overall                  | 1400m                    | 1200m                    | 1000m                    | 800m                     | 600m                     | 400m                     | 200m                     |  |  |  |  |  |  |
|------------------------|--------------------------|--------------------------|--------------------------|--------------------------|--------------------------|--------------------------|--------------------------|--------------------------|--|--|--|--|--|--|
| Section Times          | 1:38.64 [6]<br>(0:15.47) | 1:23.17 [8]<br>(0:12.21) | 1:10.96 [8]<br>(0:12.28) | 0:58.68 [8]<br>(0:12.23) | 0:46.45 [8]<br>(0:11.36) | 0:35.09 [9]<br>(0:11.18) | 0:23.91 [7]<br>(0:11.56) | 0:12.35 [9]<br>(0:12.35) |  |  |  |  |  |  |
| Average Speed [km/h]   | 49.3                     | 59.3                     | 58.7                     | 60.2                     | 63.2                     | 64.3                     | 62.4                     | 59.4                     |  |  |  |  |  |  |
| Top Speed [km/h]       | 61.2                     | 61.3                     | 59.9                     | 61.2                     | 64.9                     | 65.1                     | 63.9                     | 62.3                     |  |  |  |  |  |  |
| Avg. Dist. to Rail [m] | 7.6                      | 1.5                      | 3.2                      | 3.7                      | 0.8                      | 0.5                      | 2.5                      | 6.1                      |  |  |  |  |  |  |
| Avg. Stride Freq. [Hz] | 2.3                      | 2.3                      | 2.3                      | 2.3                      | 2.3                      | 2.4                      | 2.4                      | 2.4                      |  |  |  |  |  |  |
| Avg. Stride Length [m] | 6.0                      | 7.0                      | 7.0                      | 7.3                      | 7.5                      | 7.6                      | 7.3                      | 6.9                      |  |  |  |  |  |  |



- [ ] Ranking at each section and finish
- .-.- No data available at this section
- NA No data available





|                                |                |
|--------------------------------|----------------|
| Horse/Jockey Name              | Lady Rain      |
| Final Rank                     | 7              |
| Fastest Section Time (Section) | 0:11.37 (400m) |
| Top Speed [km/h] (Section)     | 65.2 (800m)    |
| Race State                     | Finished       |



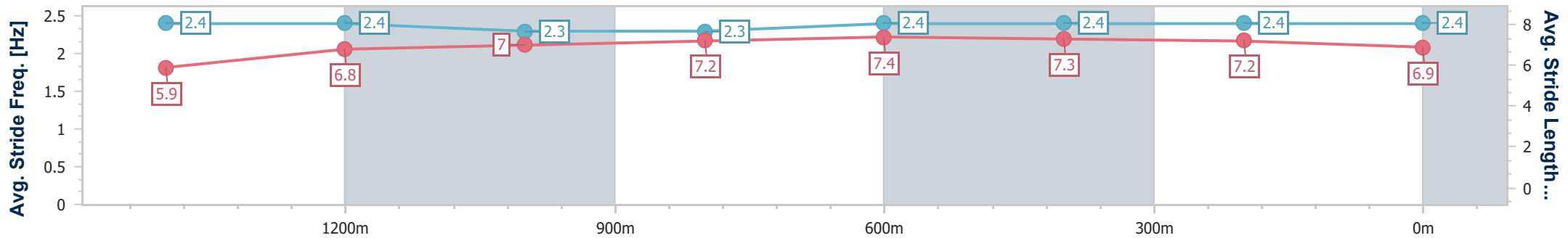
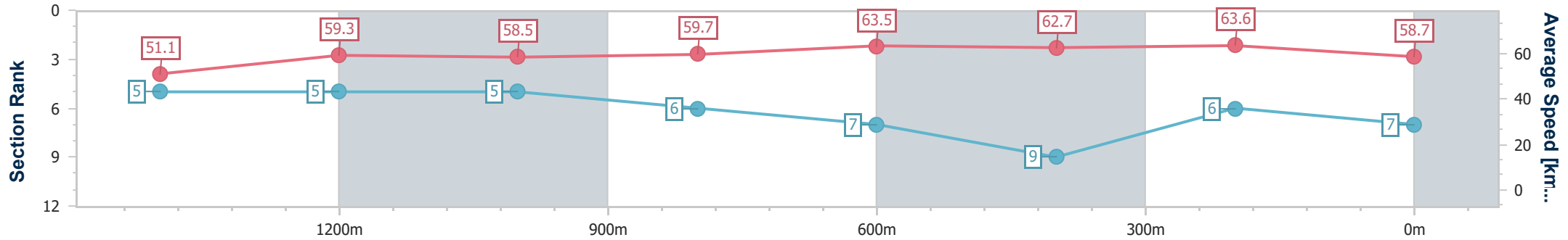
Townsville QLD Professional  
Race 5: 150 YEARS OF RACING @ CLUDEN PARK  
BENCHMARK 70 Handicap - 1609m



20 January 2024 - 15:29

Track Rating: Soft 6, Weather: Fine, Rail Position: True Entire Course

| Section                | Overall                  | 1400m                    | 1200m                    | 1000m                    | 800m                     | 600m                     | 400m                     | 200m                     |  |  |  |  |  |  |
|------------------------|--------------------------|--------------------------|--------------------------|--------------------------|--------------------------|--------------------------|--------------------------|--------------------------|--|--|--|--|--|--|
| Section Times          | 1:38.69 [7]<br>(0:14.92) | 1:23.77 [5]<br>(0:12.26) | 1:11.51 [5]<br>(0:12.39) | 0:59.12 [5]<br>(0:12.36) | 0:46.76 [6]<br>(0:11.47) | 0:35.29 [7]<br>(0:11.45) | 0:23.84 [9]<br>(0:11.37) | 0:12.47 [6]<br>(0:12.47) |  |  |  |  |  |  |
| Average Speed [km/h]   | 51.1                     | 59.3                     | 58.5                     | 59.7                     | 63.5                     | 62.7                     | 63.6                     | 58.7                     |  |  |  |  |  |  |
| Top Speed [km/h]       | 61.4                     | 61.2                     | 59.1                     | 60.7                     | 65.2                     | 64.2                     | 65.0                     | 61.6                     |  |  |  |  |  |  |
| Avg. Dist. to Rail [m] | 9.0                      | 2.8                      | 4.1                      | 5.2                      | 1.9                      | 0.5                      | 1.4                      | 4.4                      |  |  |  |  |  |  |
| Avg. Stride Freq. [Hz] | 2.4                      | 2.4                      | 2.3                      | 2.3                      | 2.4                      | 2.4                      | 2.4                      | 2.4                      |  |  |  |  |  |  |
| Avg. Stride Length [m] | 5.9                      | 6.8                      | 7.0                      | 7.2                      | 7.4                      | 7.3                      | 7.2                      | 6.9                      |  |  |  |  |  |  |



- [ ] Ranking at each section and finish
- .-.- No data available at this section
- NA No data available



|                                |                |
|--------------------------------|----------------|
| Horse/Jockey Name              | Forseti        |
| Final Rank                     | 8              |
| Fastest Section Time (Section) | 0:11.40 (600m) |
| Top Speed [km/h] (Section)     | 63.8 (800m)    |
| Race State                     | Finished       |



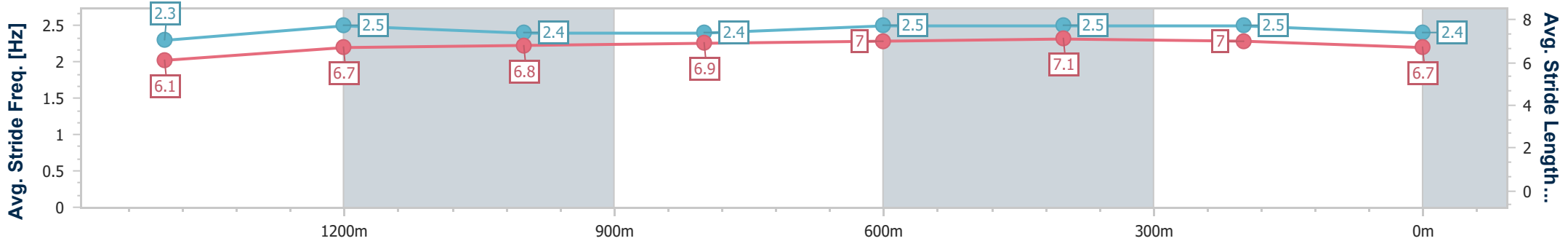
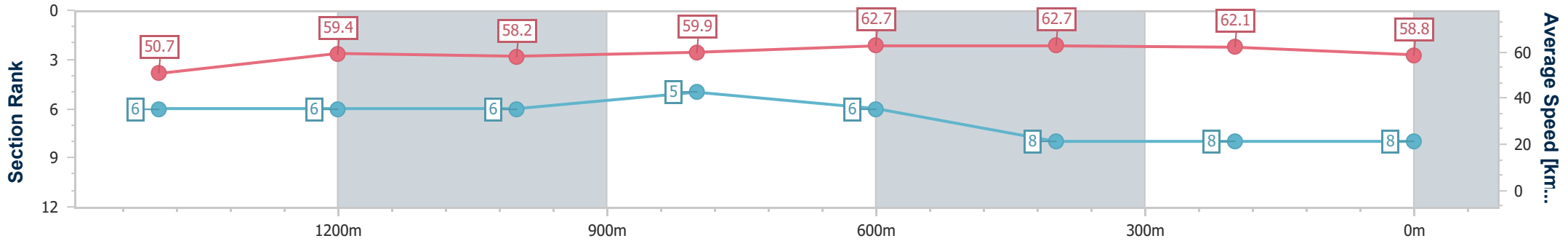
Townsville QLD Professional  
Race 5: 150 YEARS OF RACING @ CLUDEN PARK  
BENCHMARK 70 Handicap - 1609m



20 January 2024 - 15:29

Track Rating: Soft 6, Weather: Fine, Rail Position: True Entire Course

| Section                | Overall                  | 1400m                    | 1200m                    | 1000m                    | 800m                     | 600m                     | 400m                     | 200m                     |  |  |  |  |  |  |
|------------------------|--------------------------|--------------------------|--------------------------|--------------------------|--------------------------|--------------------------|--------------------------|--------------------------|--|--|--|--|--|--|
| Section Times          | 1:38.77 [8]<br>(0:15.05) | 1:23.72 [6]<br>(0:12.22) | 1:11.50 [6]<br>(0:12.36) | 0:59.14 [6]<br>(0:12.21) | 0:46.93 [5]<br>(0:11.54) | 0:35.39 [6]<br>(0:11.40) | 0:23.99 [8]<br>(0:11.50) | 0:12.49 [8]<br>(0:12.49) |  |  |  |  |  |  |
| Average Speed [km/h]   | 50.7                     | 59.4                     | 58.2                     | 59.9                     | 62.7                     | 62.7                     | 62.1                     | 58.8                     |  |  |  |  |  |  |
| Top Speed [km/h]       | 60.6                     | 60.7                     | 60.0                     | 62.2                     | 63.8                     | 63.4                     | 62.8                     | 61.9                     |  |  |  |  |  |  |
| Avg. Dist. to Rail [m] | 6.7                      | 1.9                      | 1.9                      | 2.5                      | 1.0                      | 1.6                      | 1.6                      | 1.9                      |  |  |  |  |  |  |
| Avg. Stride Freq. [Hz] | 2.3                      | 2.5                      | 2.4                      | 2.4                      | 2.5                      | 2.5                      | 2.5                      | 2.4                      |  |  |  |  |  |  |
| Avg. Stride Length [m] | 6.1                      | 6.7                      | 6.8                      | 6.9                      | 7.0                      | 7.1                      | 7.0                      | 6.7                      |  |  |  |  |  |  |



- [ ] Ranking at each section and finish
- .-.- No data available at this section
- NA No data available



|                                |                |
|--------------------------------|----------------|
| Horse/Jockey Name              | Southern Swing |
| Final Rank                     | 9              |
| Fastest Section Time (Section) | 0:11.50 (600m) |
| Top Speed [km/h] (Section)     | 63.9 (800m)    |
| Race State                     | Finished       |

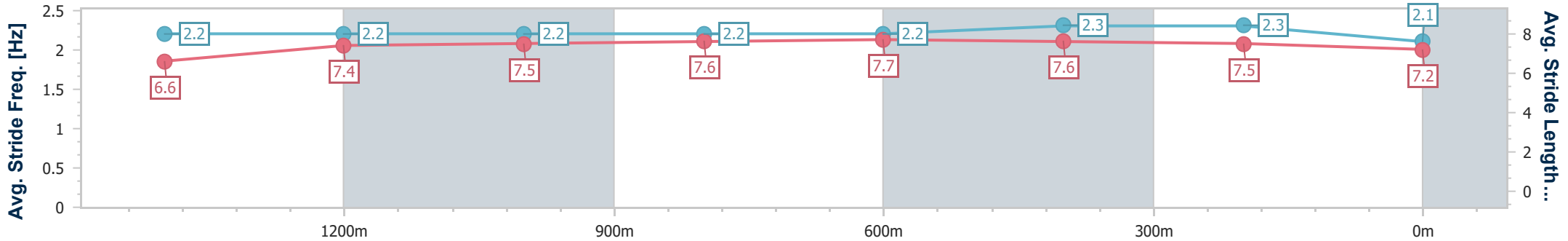
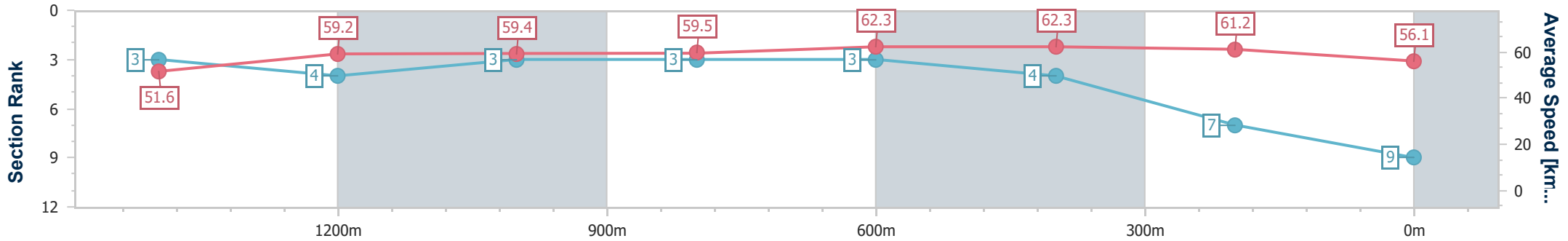


Townsville QLD Professional  
Race 5: 150 YEARS OF RACING @ CLUDEN PARK  
BENCHMARK 70 Handicap - 1609m



20 January 2024 - 15:29  
Track Rating: Soft 6, Weather: Fine, Rail Position: True Entire Course

| Section                | Overall                  | 1400m                    | 1200m                    | 1000m                    | 800m                     | 600m                     | 400m                     | 200m                     |  |  |  |  |  |  |
|------------------------|--------------------------|--------------------------|--------------------------|--------------------------|--------------------------|--------------------------|--------------------------|--------------------------|--|--|--|--|--|--|
| Section Times          | 1:39.29 [9]<br>(0:14.78) | 1:24.51 [3]<br>(0:12.18) | 1:12.33 [4]<br>(0:12.17) | 1:00.16 [3]<br>(0:12.29) | 0:47.87 [3]<br>(0:11.56) | 0:36.31 [3]<br>(0:11.50) | 0:24.81 [4]<br>(0:11.77) | 0:13.04 [7]<br>(0:13.04) |  |  |  |  |  |  |
| Average Speed [km/h]   | 51.6                     | 59.2                     | 59.4                     | 59.5                     | 62.3                     | 62.3                     | 61.2                     | 56.1                     |  |  |  |  |  |  |
| Top Speed [km/h]       | 61.7                     | 61.4                     | 59.8                     | 60.6                     | 63.9                     | 63.1                     | 61.8                     | 60.6                     |  |  |  |  |  |  |
| Avg. Dist. to Rail [m] | 7.8                      | 1.2                      | 2.2                      | 3.0                      | 0.6                      | 1.0                      | 1.1                      | 0.9                      |  |  |  |  |  |  |
| Avg. Stride Freq. [Hz] | 2.2                      | 2.2                      | 2.2                      | 2.2                      | 2.2                      | 2.3                      | 2.3                      | 2.1                      |  |  |  |  |  |  |
| Avg. Stride Length [m] | 6.6                      | 7.4                      | 7.5                      | 7.6                      | 7.7                      | 7.6                      | 7.5                      | 7.2                      |  |  |  |  |  |  |



- [ ] Ranking at each section and finish
- .-.- No data available at this section
- NA No data available