



Townsville QLD Professional

Race 4: CARLTON & UNITED BREWERIES QTIS Three-Year-Old Maiden Handicap - 1200m

20 January 2024 - 14:53



Track Rating: Soft 6, Weather: Fine, Rail Position: True Entire Course

Section		Overall	1000m	800m	600m	400m	200m	Last 600m					
Field Times		1:10.85 (0:13.49)	0:57.36 (0:11.11)	0:46.25 (0:11.28)	0:34.97 (0:11.58)	0:23.39 (0:11.59)	0:11.80 (0:11.80)	0:34.97					
Rank	TAB Horse/Jockey	Barrier	Top Speed [km/h]	Fastest Section							Margin	Distance Travelled [m]	
1	7 WEMYSS Nathan Thomas	7	67.8 1000m	0:11.16 1000m	1:10.85 [1] (0:13.68)	0:57.17 [4] (0:11.16)	0:46.01 [3] (0:11.31)	0:34.70 [3] (0:11.60)	0:23.10 [3] (0:11.30)	0:11.80 [1] (0:11.80)	1:10.85	0:34.70	
2	9 GABBY'S READY Scott Sheargold	9	67.5 Overall	0:11.41 800m	1:11.61 [2] (0:13.66)	0:57.95 [3] (0:11.43)	0:46.52 [6] (0:11.41)	0:35.11 [6] (0:11.58)	0:23.53 [6] (0:11.52)	0:12.01 [5] (0:12.01)	4.3L	0:35.11	+3
3	3 EYES ARE LION Ryan Wiggins	11	66.9 1000m	0:11.05 1000m	1:11.68 [3] (0:13.96)	0:57.72 [6] (0:11.05)	0:46.67 [5] (0:11.30)	0:35.37 [5] (0:11.58)	0:23.79 [5] (0:11.67)	0:12.12 [4] (0:12.12)	4.6L	0:35.37	-1
4	4 KEEP ON RUNNING Adam Spinks	10	67.2 Overall	0:11.29 1000m	1:11.86 [4] (0:13.96)	0:57.90 [7] (0:11.29)	0:46.61 [7] (0:11.40)	0:35.21 [8] (0:11.49)	0:23.72 [7] (0:11.48)	0:12.24 [6] (0:12.24)	5.6L	0:35.21	-3
5	8 KAI COME Tessa Townsend	8	67.4 1000m	0:11.11 1000m	1:11.93 [5] (0:13.49)	0:58.44 [1] (0:11.11)	0:47.33 [1] (0:11.28)	0:36.05 [1] (0:11.58)	0:24.47 [1] (0:11.73)	0:12.74 [2] (0:12.74)	5.9L	0:36.05	-6
6	6 ROTH 'N' BUBBLE Lacey Morrison	13	69.7 Overall	0:11.15 1000m	1:12.11 [6] (0:13.56)	0:58.55 [2] (0:11.15)	0:47.40 [2] (0:11.25)	0:36.15 [2] (0:11.58)	0:24.57 [2] (0:11.76)	0:12.81 [3] (0:12.81)	6.9L	0:36.15	-2
7	13 CYBER JAM Jason Taylor	12	66.6 1000m	0:11.24 800m	1:12.53 [7] (0:14.11)	0:58.42 [8] (0:11.26)	0:47.16 [8] (0:11.24)	0:35.92 [7] (0:11.59)	0:24.33 [8] (0:11.86)	0:12.47 [8] (0:12.47)	9.2L	0:35.92	+2
8	10 SNUGGLE BANG YAHOO Adam Sewell	3	65.8 1000m	0:11.31 1000m	1:12.76 [8] (0:14.12)	0:58.64 [9] (0:11.31)	0:47.33 [9] (0:11.43)	0:35.90 [10] (0:11.59)	0:24.31 [10] (0:11.69)	0:12.62 [9] (0:12.62)	10.5L	0:35.90	-4
9	2 BONDS OF STEEL Denicious Smith	2	66.4 1000m	0:11.25 1000m	1:12.84 [9] (0:14.23)	0:58.61 [11] (0:11.25)	0:47.36 [10] (0:11.33)	0:36.03 [9] (0:11.56)	0:24.47 [9] (0:11.80)	0:12.67 [10] (0:12.67)	10.9L	0:36.03	+3
10	5 RIVALON Isabella Teh	1	64.9 1000m	0:11.41 600m	1:13.24 [10] (0:14.56)	0:58.68 [12] (0:11.49)	0:47.19 [12] (0:11.45)	0:35.74 [12] (0:11.41)	0:24.33 [12] (0:11.56)	0:12.77 [11] (0:12.77)	13.2L	0:35.74	-5

[] Ranking at each section and finish
 -:-:- No data available at this section
 NA No data available
 SCN Saddle cloth number
 DNF Did not finish
 DNT Did not track



Townsville QLD Professional
Race 4: CARLTON & UNITED BREWERIES QTIS Three-Year-Old Maiden
Handicap - 1200m
20 January 2024 - 14:53



Track Rating: Soft 6, Weather: Fine, Rail Position: True Entire Course

Section		Overall	1000m	800m	600m	400m	200m	Last 600m					
Field Times		1:10.85 (0:13.49)	0:57.36 (0:11.11)	0:46.25 (0:11.28)	0:34.97 (0:11.58)	0:23.39 (0:11.59)	0:11.80 (0:11.80)	0:34.97					
Rank	TAB Horse/Jockey	Barrier	Top Speed [km/h]	Fastest Section	Margin							Distance Travelled [m]	
11	1 MISHANI CRUISE Ashley Butler	5	66.0 1000m	0:11.16 1000m	1:13.24 [11] (0:13.77)	0:59.47 [5] (0:11.16)	0:48.31 [4] (0:11.26)	0:37.05 [4] (0:11.62)	0:25.43 [4] (0:11.95)	0:13.48 [7] (0:13.48)	13.3L	0:37.05	-8
12	12 SHIHO Chris Whiteley	4	64.2 800m	0:11.36 800m	1:13.57 [12] (0:14.16)	0:59.41 [10] (0:11.56)	0:47.85 [11] (0:11.36)	0:36.49 [11] (0:11.52)	0:24.97 [11] (0:11.98)	0:12.99 [12] (0:12.99)	15.1L	0:36.49	-1
13	11 VADER BANG YAHOO Adrian Layt	6	66.2 1000m	0:11.52 1000m	1:26.18 [13] (0:16.00)	1:10.18 [13] (0:11.52)	0:58.66 [13] (0:11.56)	0:47.10 [13] (0:12.31)	0:34.79 [13] (0:14.70)	0:20.09 [13] (0:20.09)	89.1L	0:47.10	-1

[] Ranking at each section and finish
 -:-:-:- No data available at this section
 NA No data available

SCN Saddle cloth number
 DNF Did not finish
 DNT Did not track



Horse/Jockey Name	Wemyss
Final Rank	1
Fastest Section Time (Section)	0:11.16 (1000m)
Top Speed [km/h] (Section)	67.8 (1000m)
Race State	Finished

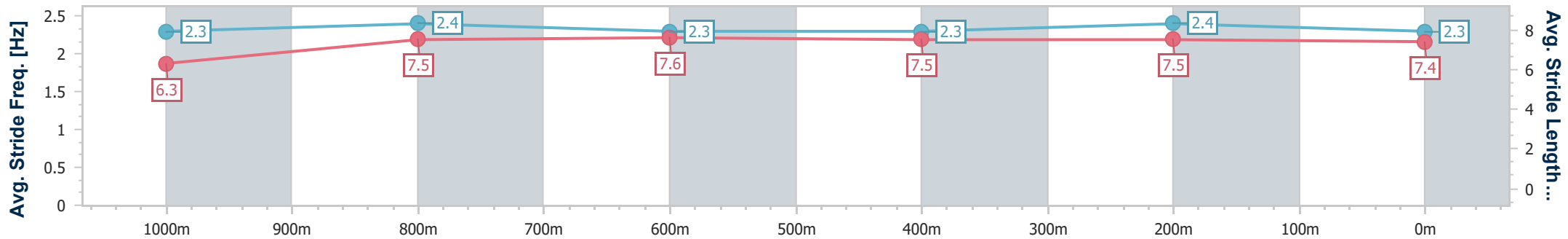
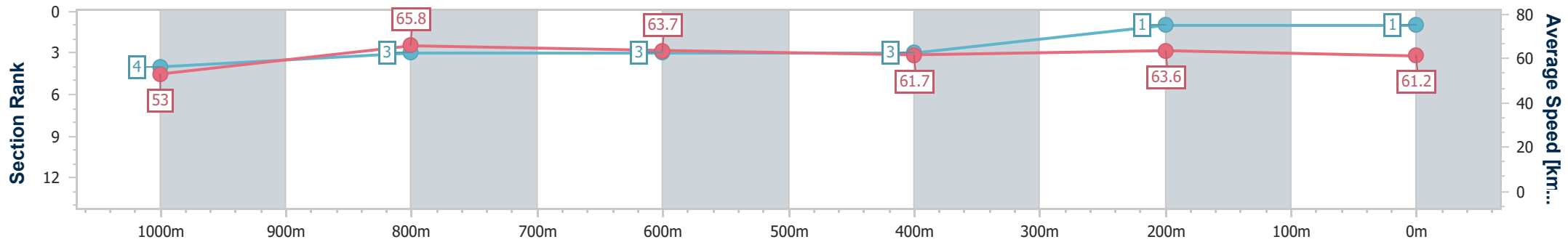


Townsville QLD Professional
Race 4: CARLTON & UNITED BREWERIES QTIS Three-Year-Old
Maiden Handicap - 1200m



20 January 2024 - 14:53
Track Rating: Soft 6, Weather: Fine, Rail Position: True Entire
Course

Section	Overall	1000m	800m	600m	400m	200m								
Section Times	1:10.85 [1] (0:13.68)	0:57.17 [4] (0:11.16)	0:46.01 [3] (0:11.31)	0:34.70 [3] (0:11.60)	0:23.10 [3] (0:11.30)	0:11.80 [1] (0:11.80)								
Average Speed [km/h]	53.0	65.8	63.7	61.7	63.6	61.2								
Top Speed [km/h]	67.5	67.8	64.6	63.5	64.6	64.1								
Avg. Dist. to Rail [m]	9.7	4.3	1.0	1.4	1.6	3.2								
Avg. Stride Freq. [Hz]	2.3	2.4	2.3	2.3	2.4	2.3								
Avg. Stride Length [m]	6.3	7.5	7.6	7.5	7.5	7.4								



- [] Ranking at each section and finish
- .-.- No data available at this section
- NA No data available



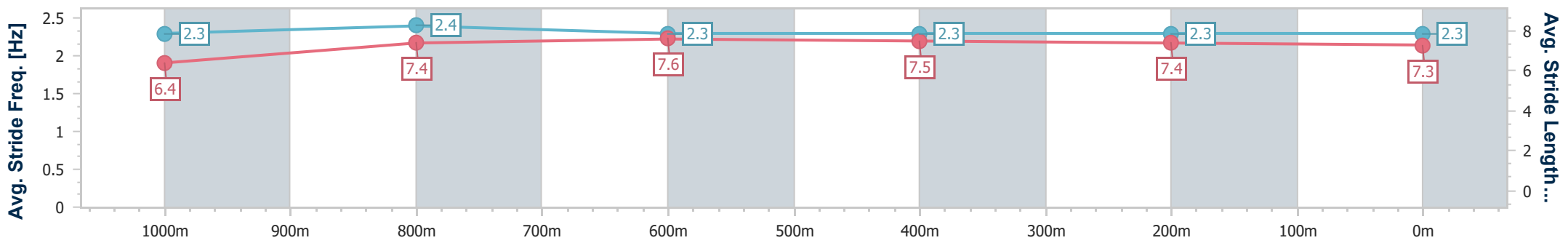
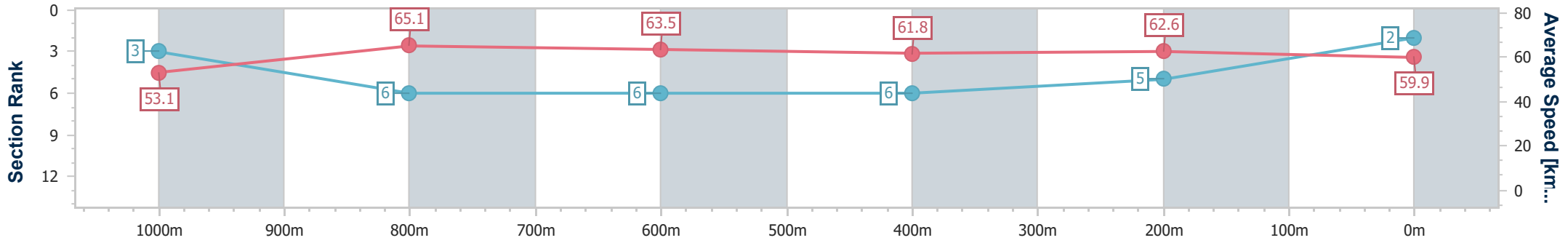
Horse/Jockey Name	Gabby's Ready
Final Rank	2
Fastest Section Time (Section)	0:11.41 (800m)
Top Speed [km/h] (Section)	67.5 (Overall)
Race State	Finished



Townsville QLD Professional
 Race 4: CARLTON & UNITED BREWERIES QTIS Three-Year-Old
 Maiden Handicap - 1200m
 20 January 2024 - 14:53
 Track Rating: Soft 6, Weather: Fine, Rail Position: True Entire
 Course



Section	Overall	1000m	800m	600m	400m	200m							
Section Times	1:11.61 [2] (0:13.66)	0:57.95 [3] (0:11.43)	0:46.52 [6] (0:11.41)	0:35.11 [6] (0:11.58)	0:23.53 [6] (0:11.52)	0:12.01 [5] (0:12.01)							
Average Speed [km/h]	53.1	65.1	63.5	61.8	62.6	59.9							
Top Speed [km/h]	67.5	67.1	64.1	64.1	64.6	61.5							
Avg. Dist. to Rail [m]	12.7	6.5	1.3	0.6	0.8	2.9							
Avg. Stride Freq. [Hz]	2.3	2.4	2.3	2.3	2.3	2.3							
Avg. Stride Length [m]	6.4	7.4	7.6	7.5	7.4	7.3							



- [] Ranking at each section and finish
- .-.- No data available at this section
- NA No data available



Horse/Jockey Name	Eyes Are Lion
Final Rank	3
Fastest Section Time (Section)	0:11.05 (1000m)
Top Speed [km/h] (Section)	66.9 (1000m)
Race State	Finished

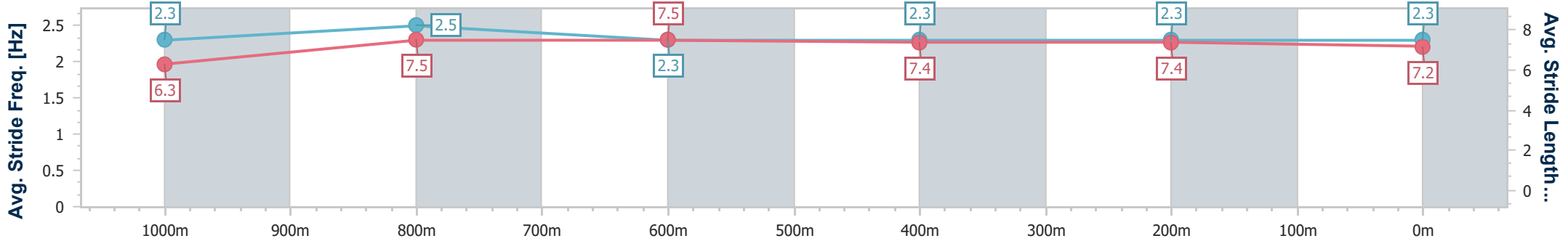
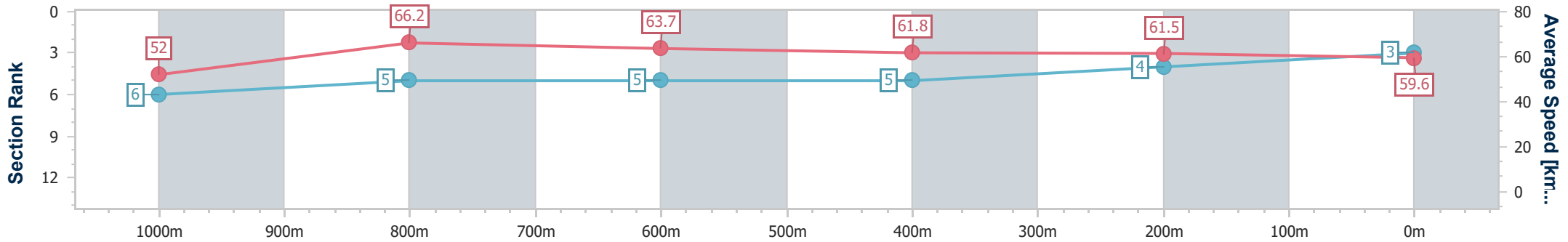


Townsville QLD Professional
 Race 4: CARLTON & UNITED BREWERIES QTIS Three-Year-Old
 Maiden Handicap - 1200m



20 January 2024 - 14:53
 Track Rating: Soft 6, Weather: Fine, Rail Position: True Entire
 Course

Section	Overall	1000m	800m	600m	400m	200m								
Section Times	1:11.68 [3] (0:13.96)	0:57.72 [6] (0:11.05)	0:46.67 [5] (0:11.30)	0:35.37 [5] (0:11.58)	0:23.79 [5] (0:11.67)	0:12.12 [4] (0:12.12)								
Average Speed [km/h]	52.0	66.2	63.7	61.8	61.5	59.6								
Top Speed [km/h]	66.8	66.9	65.0	62.7	62.8	62.0								
Avg. Dist. to Rail [m]	11.9	3.8	0.7	1.3	1.1	2.5								
Avg. Stride Freq. [Hz]	2.3	2.5	2.3	2.3	2.3	2.3								
Avg. Stride Length [m]	6.3	7.5	7.5	7.4	7.4	7.2								



- [] Ranking at each section and finish
- .-.- No data available at this section
- NA No data available



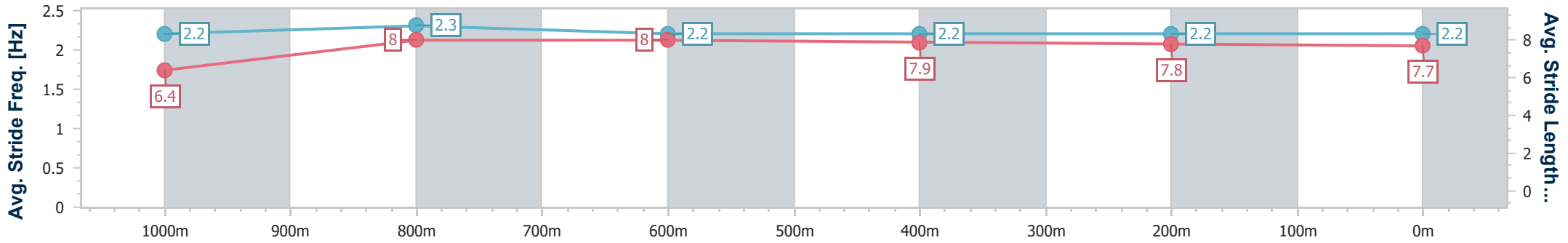
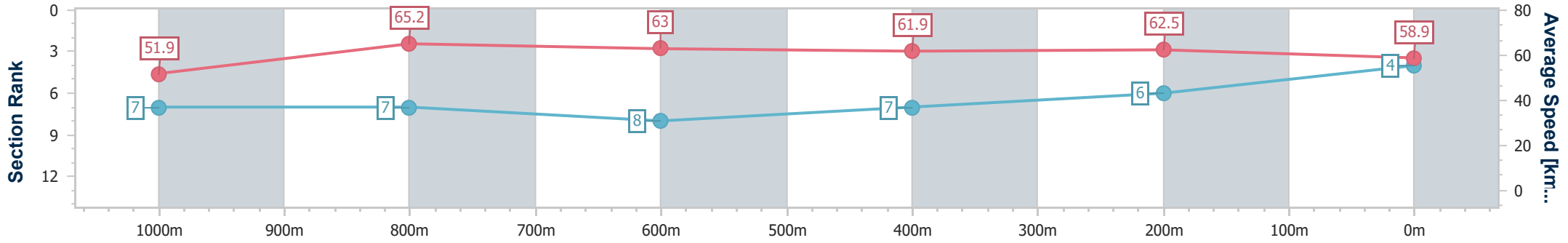
Horse/Jockey Name	Keep On Running
Final Rank	4
Fastest Section Time (Section)	0:11.29 (1000m)
Top Speed [km/h] (Section)	67.2 (Overall)
Race State	Finished



Townsville QLD Professional
 Race 4: CARLTON & UNITED BREWERIES QTIS Three-Year-Old
 Maiden Handicap - 1200m
 20 January 2024 - 14:53
 Track Rating: Soft 6, Weather: Fine, Rail Position: True Entire
 Course



Section	Overall	1000m	800m	600m	400m	200m							
Section Times	1:11.86 [4] (0:13.96)	0:57.90 [7] (0:11.29)	0:46.61 [7] (0:11.40)	0:35.21 [8] (0:11.49)	0:23.72 [7] (0:11.48)	0:12.24 [6] (0:12.24)							
Average Speed [km/h]	51.9	65.2	63.0	61.9	62.5	58.9							
Top Speed [km/h]	67.2	66.9	64.6	64.0	63.3	62.5							
Avg. Dist. to Rail [m]	11.3	4.4	0.9	2.2	1.6	0.6							
Avg. Stride Freq. [Hz]	2.2	2.3	2.2	2.2	2.2	2.2							
Avg. Stride Length [m]	6.4	8.0	8.0	7.9	7.8	7.7							



- [] Ranking at each section and finish
- .-.- No data available at this section
- NA No data available



Horse/Jockey Name	Kai Come
Final Rank	5
Fastest Section Time (Section)	0:11.11 (1000m)
Top Speed [km/h] (Section)	67.4 (1000m)
Race State	Finished

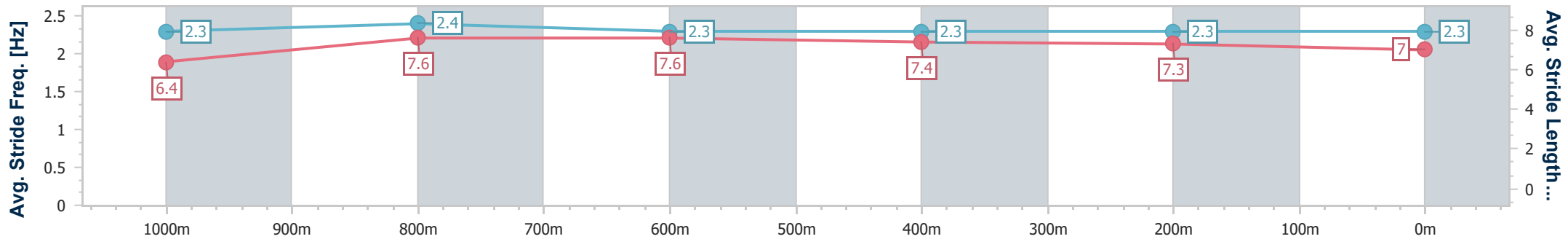
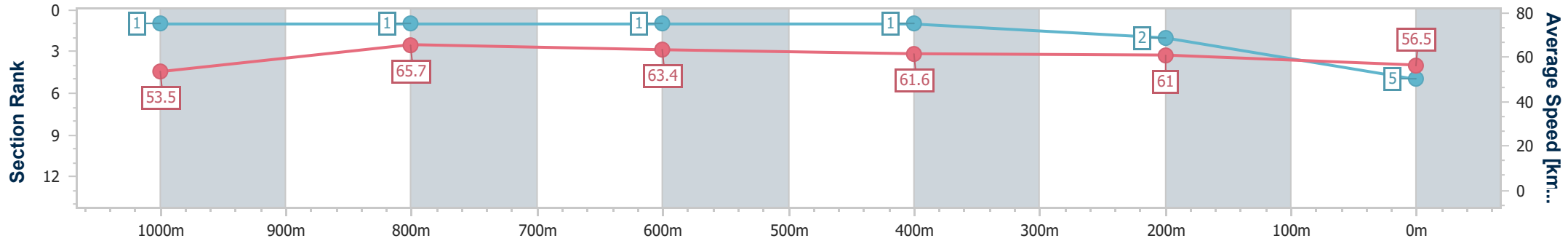


Townsville QLD Professional
 Race 4: CARLTON & UNITED BREWERIES QTIS Three-Year-Old
 Maiden Handicap - 1200m



20 January 2024 - 14:53
 Track Rating: Soft 6, Weather: Fine, Rail Position: True Entire
 Course

Section	Overall	1000m	800m	600m	400m	200m
Section Times	1:11.93 [5] (0:13.49)	0:58.44 [1] (0:11.11)	0:47.33 [1] (0:11.28)	0:36.05 [1] (0:11.58)	0:24.47 [1] (0:11.73)	0:12.74 [2] (0:12.74)
Average Speed [km/h]	53.5	65.7	63.4	61.6	61.0	56.5
Top Speed [km/h]	67.4	67.4	64.6	62.5	61.6	60.4
Avg. Dist. to Rail [m]	9.2	2.8	1.2	2.4	1.6	0.6
Avg. Stride Freq. [Hz]	2.3	2.4	2.3	2.3	2.3	2.3
Avg. Stride Length [m]	6.4	7.6	7.6	7.4	7.3	7.0



- [] Ranking at each section and finish
- .-.- No data available at this section
- NA No data available



Horse/Jockey Name	Roth 'N' Bubble
Final Rank	6
Fastest Section Time (Section)	0:11.15 (1000m)
Top Speed [km/h] (Section)	69.7 (Overall)
Race State	Finished

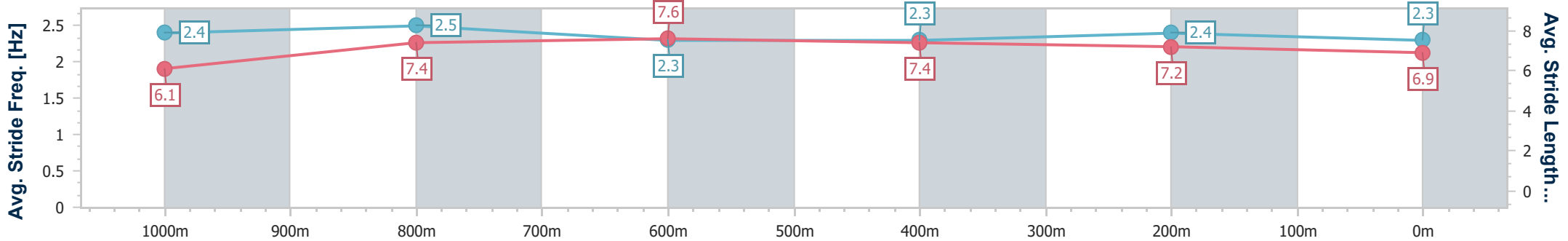
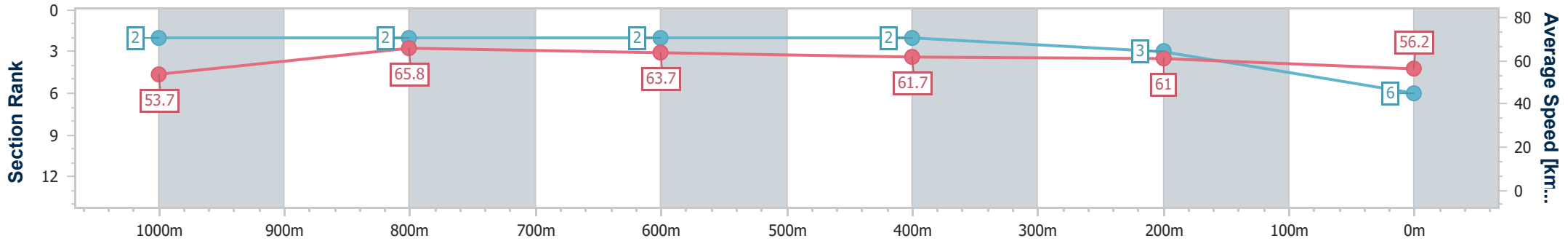


Townsville QLD Professional
Race 4: CARLTON & UNITED BREWERIES QTIS Three-Year-Old
Maiden Handicap - 1200m



20 January 2024 - 14:53
Track Rating: Soft 6, Weather: Fine, Rail Position: True Entire
Course

Section	Overall	1000m	800m	600m	400m	200m								
Section Times	1:12.11 [6] (0:13.56)	0:58.55 [2] (0:11.15)	0:47.40 [2] (0:11.25)	0:36.15 [2] (0:11.58)	0:24.57 [2] (0:11.76)	0:12.81 [3] (0:12.81)								
Average Speed [km/h]	53.7	65.8	63.7	61.7	61.0	56.2								
Top Speed [km/h]	69.7	68.8	65.6	62.5	62.0	60.0								
Avg. Dist. to Rail [m]	15.1	4.0	1.0	1.4	0.9	1.0								
Avg. Stride Freq. [Hz]	2.4	2.5	2.3	2.3	2.4	2.3								
Avg. Stride Length [m]	6.1	7.4	7.6	7.4	7.2	6.9								



- [] Ranking at each section and finish
- .-.- No data available at this section
- NA No data available



Horse/Jockey Name	Cyber Jam
Final Rank	7
Fastest Section Time (Section)	0:11.24 (800m)
Top Speed [km/h] (Section)	66.6 (1000m)
Race State	Finished



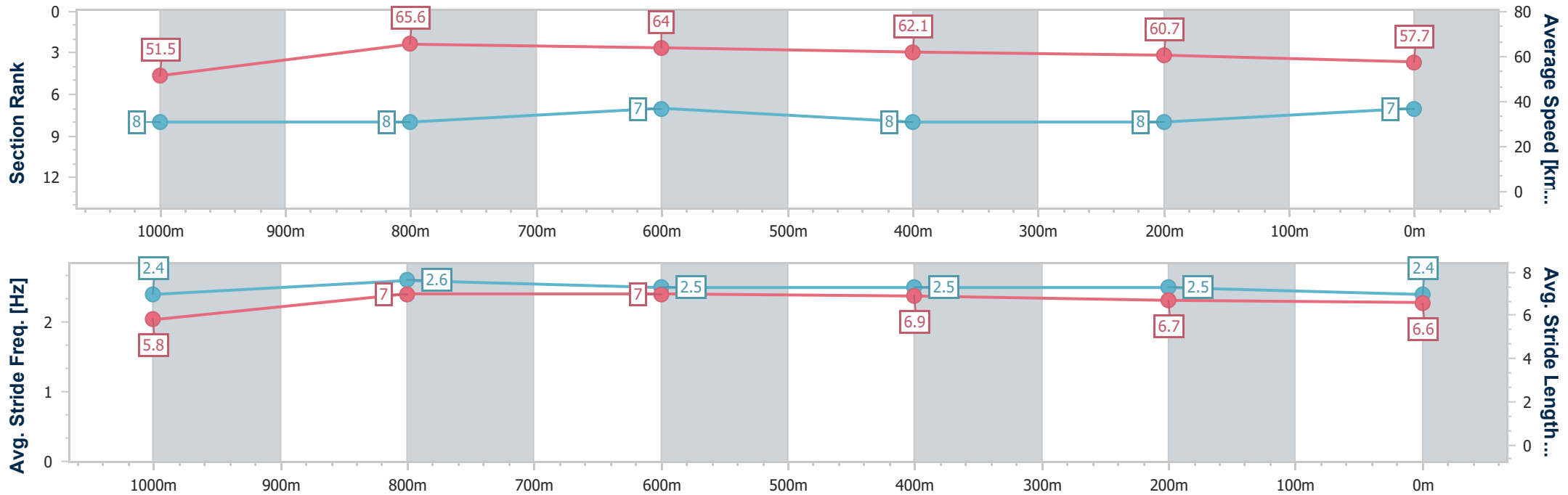
Townsville QLD Professional
 Race 4: CARLTON & UNITED BREWERIES QTIS Three-Year-Old
 Maiden Handicap - 1200m



20 January 2024 - 14:53

Track Rating: Soft 6, Weather: Fine, Rail Position: True Entire
 Course

Section	Overall	1000m	800m	600m	400m	200m								
Section Times	1:12.53 [7] (0:14.11)	0:58.42 [8] (0:11.26)	0:47.16 [8] (0:11.24)	0:35.92 [7] (0:11.59)	0:24.33 [8] (0:11.86)	0:12.47 [8] (0:12.47)								
Average Speed [km/h]	51.5	65.6	64.0	62.1	60.7	57.7								
Top Speed [km/h]	65.1	66.6	65.7	64.7	62.1	61.0								
Avg. Dist. to Rail [m]	13.9	5.3	0.7	0.7	1.5	2.5								
Avg. Stride Freq. [Hz]	2.4	2.6	2.5	2.5	2.5	2.4								
Avg. Stride Length [m]	5.8	7.0	7.0	6.9	6.7	6.6								



- [] Ranking at each section and finish
- .-.- No data available at this section
- NA No data available



Horse/Jockey Name	Snuggle Bang Yahoo
Final Rank	8
Fastest Section Time (Section)	0:11.31 (1000m)
Top Speed [km/h] (Section)	65.8 (1000m)
Race State	Finished

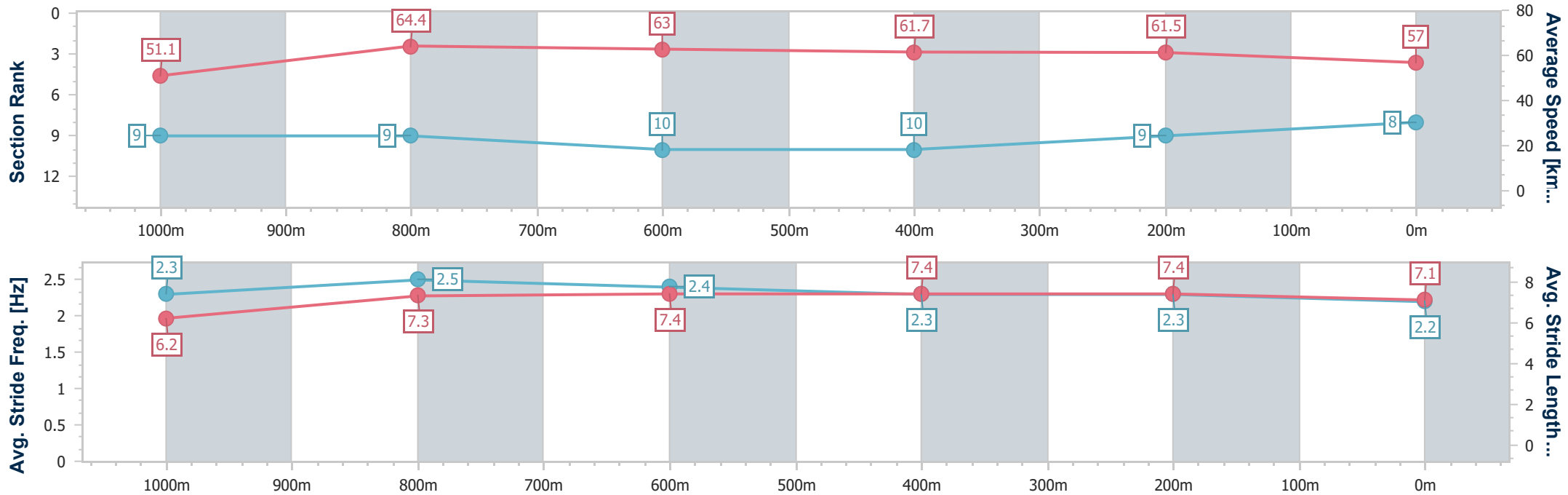


Townsville QLD Professional
Race 4: CARLTON & UNITED BREWERIES QTIS Three-Year-Old
Maiden Handicap - 1200m



20 January 2024 - 14:53
Track Rating: Soft 6, Weather: Fine, Rail Position: True Entire
Course

Section	Overall	1000m	800m	600m	400m	200m							
Section Times	1:12.76 [8] (0:14.12)	0:58.64 [9] (0:11.31)	0:47.33 [9] (0:11.43)	0:35.90 [10] (0:11.59)	0:24.31 [10] (0:11.69)	0:12.62 [9] (0:12.62)							
Average Speed [km/h]	51.1	64.4	63.0	61.7	61.5	57.0							
Top Speed [km/h]	65.6	65.8	64.7	63.0	62.2	59.7							
Avg. Dist. to Rail [m]	4.8	2.5	0.7	1.6	0.7	1.7							
Avg. Stride Freq. [Hz]	2.3	2.5	2.4	2.3	2.3	2.2							
Avg. Stride Length [m]	6.2	7.3	7.4	7.4	7.4	7.1							



- [] Ranking at each section and finish
- .-.- No data available at this section
- NA No data available



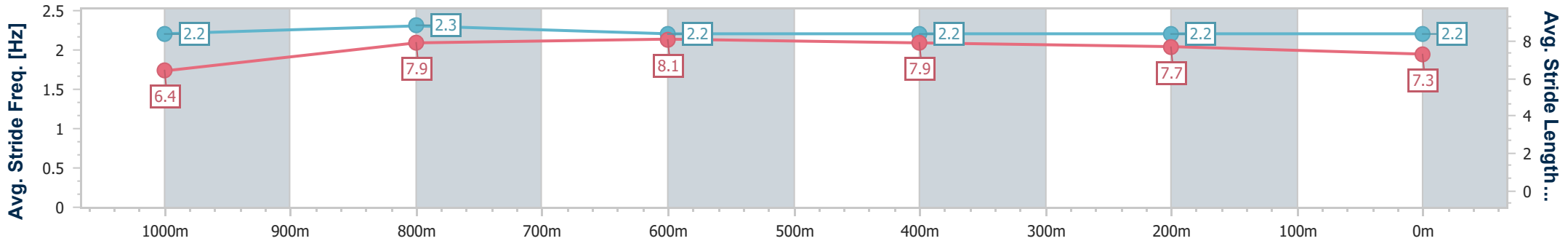
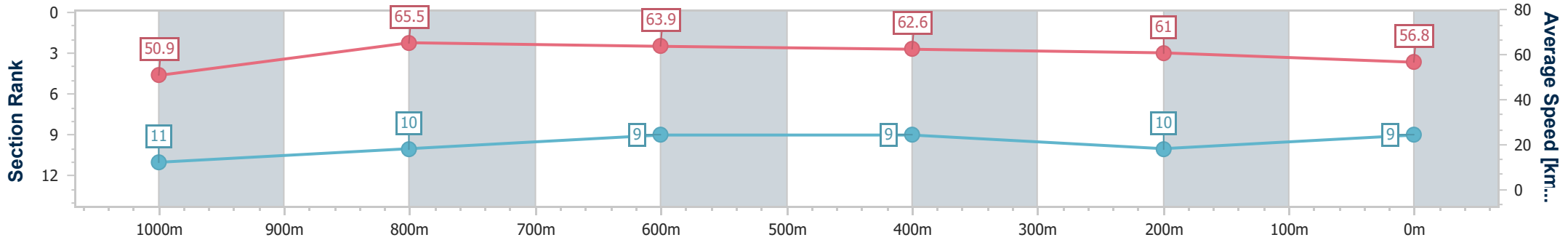
Horse/Jockey Name	Bons Of Steel
Final Rank	9
Fastest Section Time (Section)	0:11.25 (1000m)
Top Speed [km/h] (Section)	66.4 (1000m)
Race State	Finished



Townsville QLD Professional
 Race 4: CARLTON & UNITED BREWERIES QTIS Three-Year-Old
 Maiden Handicap - 1200m
 20 January 2024 - 14:53
 Track Rating: Soft 6, Weather: Fine, Rail Position: True Entire
 Course



Section	Overall	1000m	800m	600m	400m	200m
Section Times	1:12.84 [9] (0:14.23)	0:58.61 [11] (0:11.25)	0:47.36 [10] (0:11.33)	0:36.03 [9] (0:11.56)	0:24.47 [9] (0:11.80)	0:12.67 [10] (0:12.67)
Average Speed [km/h]	50.9	65.5	63.9	62.6	61.0	56.8
Top Speed [km/h]	66.3	66.4	64.8	64.4	61.7	60.1
Avg. Dist. to Rail [m]	6.0	5.1	1.1	0.5	1.7	3.6
Avg. Stride Freq. [Hz]	2.2	2.3	2.2	2.2	2.2	2.2
Avg. Stride Length [m]	6.4	7.9	8.1	7.9	7.7	7.3



- [] Ranking at each section and finish
- .-.- No data available at this section
- NA No data available



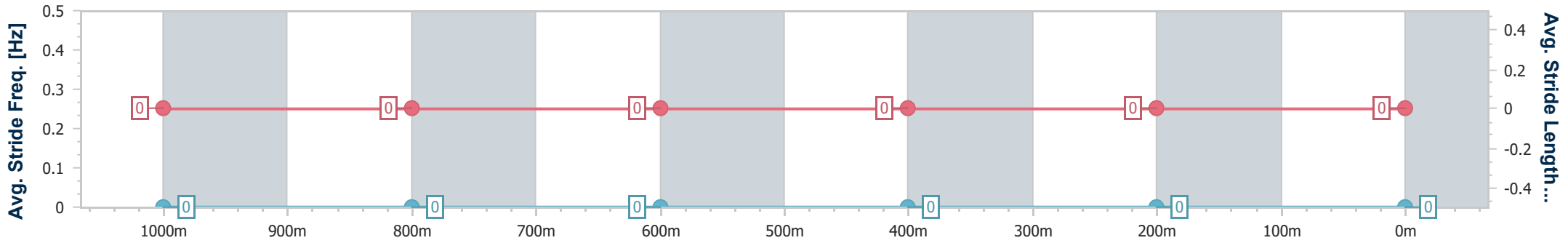
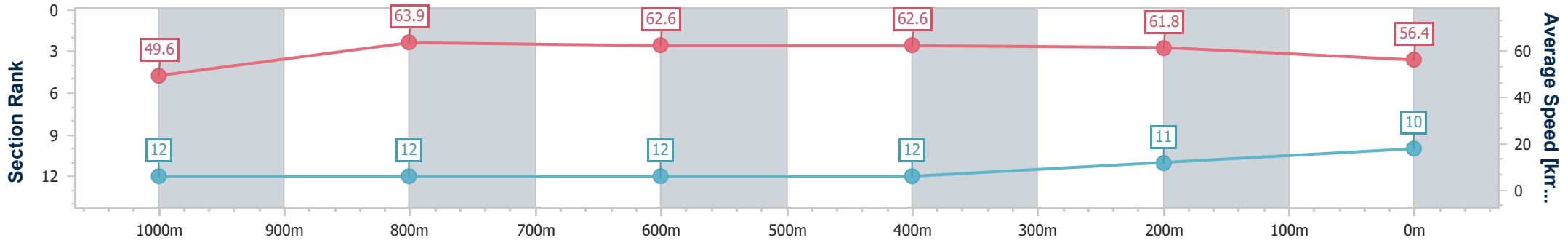
Horse/Jockey Name	Rivalon
Final Rank	10
Fastest Section Time (Section)	0:11.41 (600m)
Top Speed [km/h] (Section)	64.9 (1000m)
Race State	Finished



Townsville QLD Professional
 Race 4: CARLTON & UNITED BREWERIES QTIS Three-Year-Old
 Maiden Handicap - 1200m
 20 January 2024 - 14:53
 Track Rating: Soft 6, Weather: Fine, Rail Position: True Entire
 Course



Section	Overall	1000m	800m	600m	400m	200m							
Section Times	1:13.24 [10] (0:14.56)	0:58.68 [12] (0:11.49)	0:47.19 [12] (0:11.45)	0:35.74 [12] (0:11.41)	0:24.33 [12] (0:11.56)	0:12.77 [11] (0:12.77)							
Average Speed [km/h]	49.6	63.9	62.6	62.6	61.8	56.4							
Top Speed [km/h]	64.8	64.9	63.5	64.0	63.2	60.3							
Avg. Dist. to Rail [m]	4.1	3.4	1.0	2.2	2.0	1.2							
Avg. Stride Freq. [Hz]	--	--	--	--	--	--							
Avg. Stride Length [m]	--	--	--	--	--	--							



- [] Ranking at each section and finish
- No data available at this section
- NA No data available



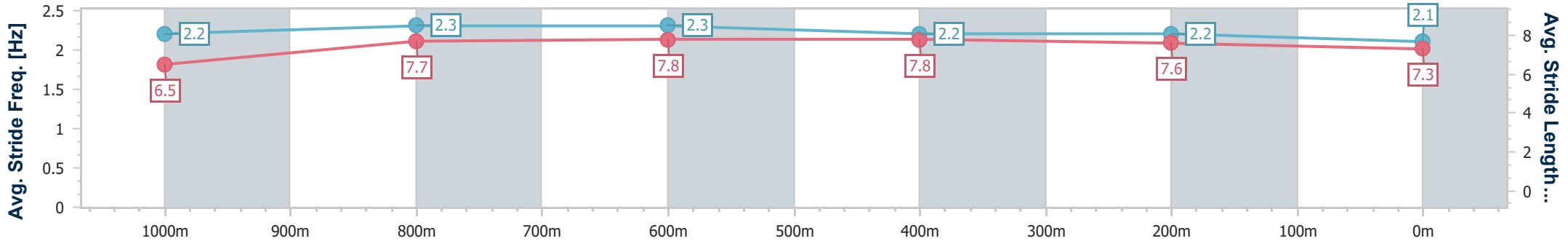
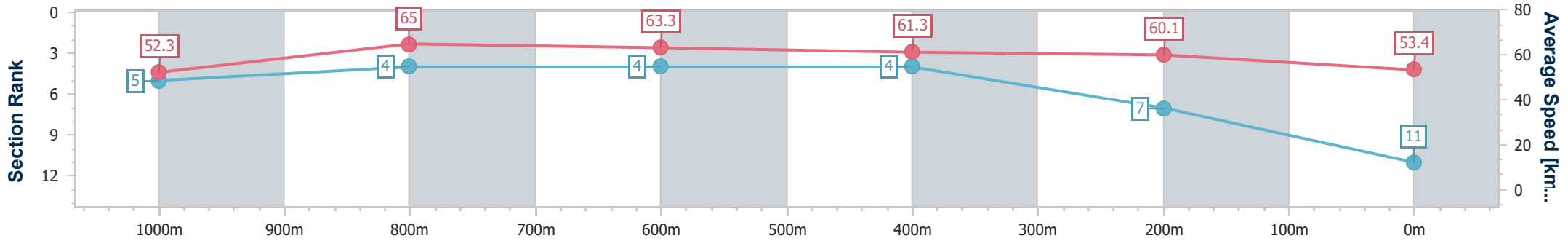
Horse/Jockey Name	Mishani Cruise
Final Rank	11
Fastest Section Time (Section)	0:11.16 (1000m)
Top Speed [km/h] (Section)	66.0 (1000m)
Race State	Finished



Townsville QLD Professional
 Race 4: CARLTON & UNITED BREWERIES QTIS Three-Year-Old
 Maiden Handicap - 1200m
 20 January 2024 - 14:53
 Track Rating: Soft 6, Weather: Fine, Rail Position: True Entire
 Course



Section	Overall	1000m	800m	600m	400m	200m
Section Times	1:13.24 [11] (0:13.77)	0:59.47 [5] (0:11.16)	0:48.31 [4] (0:11.26)	0:37.05 [4] (0:11.62)	0:25.43 [4] (0:11.95)	0:13.48 [7] (0:13.48)
Average Speed [km/h]	52.3	65.0	63.3	61.3	60.1	53.4
Top Speed [km/h]	65.3	66.0	64.8	62.1	61.2	58.1
Avg. Dist. to Rail [m]	5.8	1.7	1.7	2.3	1.8	0.6
Avg. Stride Freq. [Hz]	2.2	2.3	2.3	2.2	2.2	2.1
Avg. Stride Length [m]	6.5	7.7	7.8	7.8	7.6	7.3



- [] Ranking at each section and finish
- .-.- No data available at this section
- NA No data available



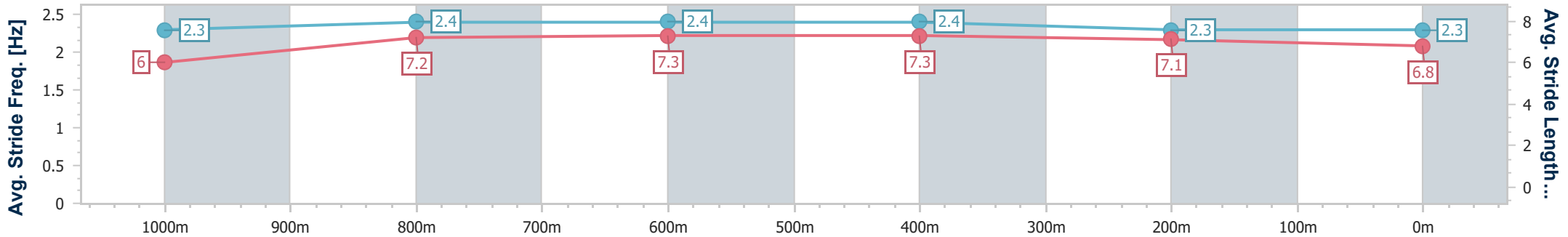
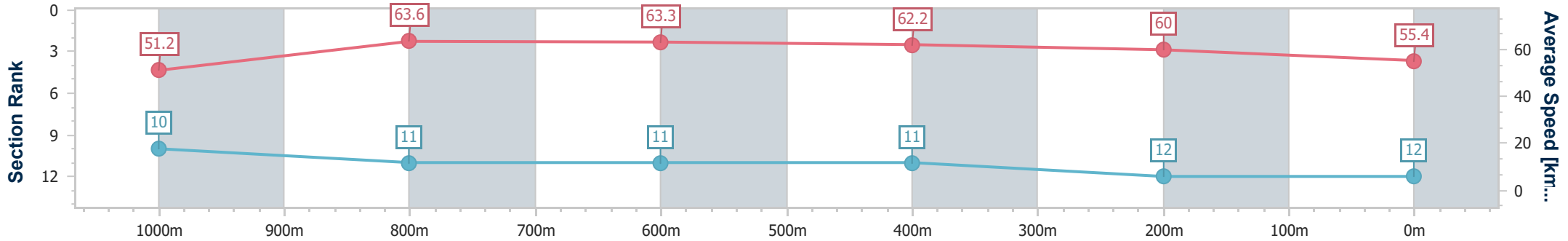
Horse/Jockey Name	Shiho
Final Rank	12
Fastest Section Time (Section)	0:11.36 (800m)
Top Speed [km/h] (Section)	64.2 (800m)
Race State	Finished



Townsville QLD Professional
 Race 4: CARLTON & UNITED BREWERIES QTIS Three-Year-Old
 Maiden Handicap - 1200m
 20 January 2024 - 14:53
 Track Rating: Soft 6, Weather: Fine, Rail Position: True Entire
 Course



Section	Overall	1000m	800m	600m	400m	200m
Section Times	1:13.57 [12] (0:14.16)	0:59.41 [10] (0:11.56)	0:47.85 [11] (0:11.36)	0:36.49 [11] (0:11.52)	0:24.97 [11] (0:11.98)	0:12.99 [12] (0:12.99)
Average Speed [km/h]	51.2	63.6	63.3	62.2	60.0	55.4
Top Speed [km/h]	63.5	64.1	64.2	62.9	61.3	58.5
Avg. Dist. to Rail [m]	7.9	4.6	0.8	1.4	1.4	2.0
Avg. Stride Freq. [Hz]	2.3	2.4	2.4	2.4	2.3	2.3
Avg. Stride Length [m]	6.0	7.2	7.3	7.3	7.1	6.8



- [] Ranking at each section and finish
- .-.- No data available at this section
- NA No data available



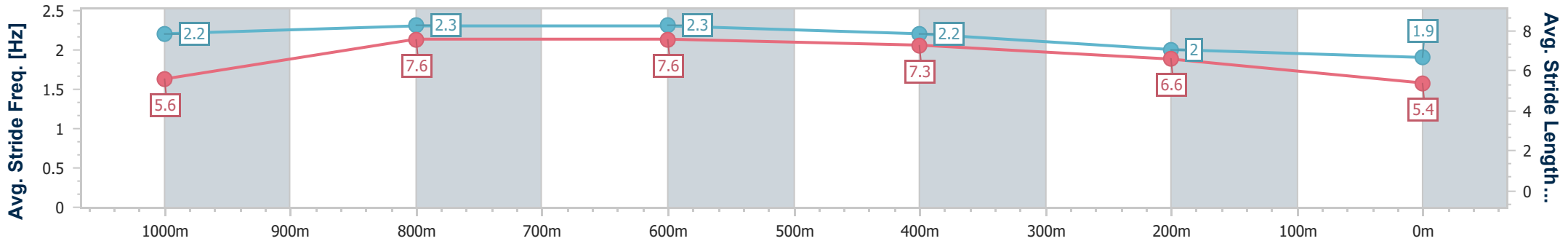
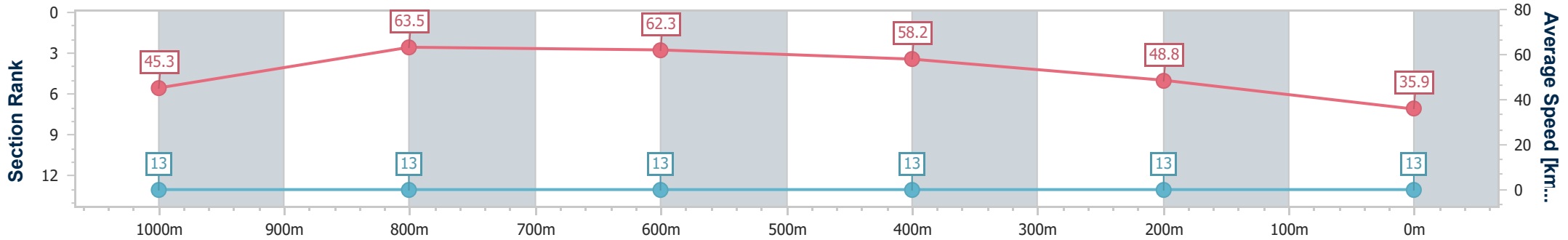
Horse/Jockey Name	Vader Bang Yahoo
Final Rank	13
Fastest Section Time (Section)	0:11.52 (1000m)
Top Speed [km/h] (Section)	66.2 (1000m)
Race State	Finished



Townsville QLD Professional
 Race 4: CARLTON & UNITED BREWERIES QTIS Three-Year-Old
 Maiden Handicap - 1200m
 20 January 2024 - 14:53
 Track Rating: Soft 6, Weather: Fine, Rail Position: True Entire
 Course



Section	Overall	1000m	800m	600m	400m	200m
Section Times	1:26.18 [13] (0:16.00)	1:10.18 [13] (0:11.52)	0:58.66 [13] (0:11.56)	0:47.10 [13] (0:12.31)	0:34.79 [13] (0:14.70)	0:20.09 [13] (0:20.09)
Average Speed [km/h]	45.3	63.5	62.3	58.2	48.8	35.9
Top Speed [km/h]	66.0	66.2	63.1	61.8	55.1	41.8
Avg. Dist. to Rail [m]	9.3	4.1	1.1	1.6	1.5	5.9
Avg. Stride Freq. [Hz]	2.2	2.3	2.3	2.2	2.0	1.9
Avg. Stride Length [m]	5.6	7.6	7.6	7.3	6.6	5.4



- [] Ranking at each section and finish
- .-.- No data available at this section
- NA No data available