



Eagle Farm QLD Professional

Race 10: DRINKWISE BENCHMARK 90 Handicap - 1600m

20 January 2024 - 17:51



BRISBANE
RACING CLUB

Track Rating: Soft 5, Weather: Overcast, Rail Position: +1m Entire

Section		Overall	1400m	1200m	1000m	800m	600m	400m	Last 600m				
Field Times		1:38.62 (0:14.15)	1:24.47 (0:12.07)	1:12.40 (0:12.22)	1:00.18 (0:12.68)	0:47.50 (0:12.55)	0:34.95 (0:11.85)	0:23.10 (0:11.28)	0:34.95				
Rank	TAB Horse/Jockey	Barrier	Top Speed [km/h]	Fastest Section									Distance Travelled [m]
1	9 FREEDOM RALLY Ben Thompson	5	64.5 400m	0:11.28 400m	1:38.62 [1] (0:14.15)	1:24.47 [1] (0:12.07)	1:12.40 [1] (0:12.22)	1:00.18 [1] (0:12.68)	0:47.50 [1] (0:12.55)	0:34.95 [1] (0:11.85)	0:23.10 [1] (0:11.28)	0:34.95	
2	7 ZOUSHACK Martin Harley	2	65.0 400m	0:11.18 400m	1:39.01 [2] (0:14.44)	1:24.57 [5] (0:12.24)	1:12.33 [4] (0:12.12)	1:00.21 [4] (0:12.56)	0:47.65 [4] (0:12.63)	0:35.02 [4] (0:11.85)	0:23.17 [3] (0:11.18)	0:35.02	+4
3	6 SHOPPING ESPRIT James Orman	1	65.8 400m	0:11.28 400m	1:39.22 [3] (0:14.43)	1:24.79 [4] (0:12.40)	1:12.39 [5] (0:12.19)	1:00.20 [5] (0:12.54)	0:47.66 [5] (0:12.54)	0:35.12 [5] (0:11.86)	0:23.26 [5] (0:11.28)	0:35.12	-1
4	14 RITANI Robbie Dolan	11	64.5 400m	0:11.41 400m	1:39.27 [4] (0:14.21)	1:25.06 [3] (0:12.18)	1:12.88 [2] (0:12.18)	1:00.70 [2] (0:12.66)	0:48.04 [2] (0:12.54)	0:35.50 [2] (0:11.91)	0:23.59 [2] (0:11.41)	0:35.50	+3
5	15 TARA JASMINE Samantha Collett	12	66.6 400m	0:11.06 400m	1:39.39 [5] (0:14.82)	1:24.57 [8] (0:12.45)	1:12.12 [8] (0:12.16)	0:59.96 [7] (0:12.52)	0:47.44 [8] (0:12.44)	0:35.00 [8] (0:11.76)	0:23.24 [6] (0:11.06)	0:35.00	+7
6	2 LONDON BANKER Justin Huxtable	15	64.8 400m	0:11.26 400m	1:39.77 [6] (0:14.92)	1:24.85 [9] (0:12.59)	1:12.26 [9] (0:12.28)	0:59.98 [9] (0:12.45)	0:47.53 [9] (0:12.46)	0:35.07 [9] (0:11.83)	0:23.24 [9] (0:11.26)	0:35.07	+3
7	10 QUALITY TIME Mark Du Plessis	9	63.6 400m	0:11.46 400m	1:39.86 [7] (0:14.66)	1:25.20 [6] (0:12.40)	1:12.80 [6] (0:12.06)	1:00.74 [6] (0:12.61)	0:48.13 [6] (0:12.57)	0:35.56 [6] (0:11.93)	0:23.63 [7] (0:11.46)	0:35.56	+1
8	1 SEAT OF POWER Jasper Franklin	4	62.6 400m	0:11.72 400m	1:39.98 [8] (0:14.19)	1:25.79 [2] (0:12.23)	1:13.56 [3] (0:12.24)	1:01.32 [3] (0:12.65)	0:48.67 [3] (0:12.56)	0:36.11 [3] (0:12.07)	0:24.04 [4] (0:11.72)	0:36.11	-4
9	4 TREVELYAN Melea Castle	7	64.7 400m	0:11.42 400m	1:39.99 [9] (0:14.69)	1:25.30 [7] (0:12.55)	1:12.75 [7] (0:12.25)	1:00.50 [8] (0:12.43)	0:48.07 [7] (0:12.47)	0:35.60 [7] (0:11.97)	0:23.63 [8] (0:11.42)	0:35.60	-1

Scratched: Without Revenge (#12), Eaglemont (#3), Rousseau (#5), Aussie Nugget (#11), Alcyone (#8), Seleque (#13)

[] Ranking at each section and finish
 -:-:- No data available at this section
 NA No data available

SCN Saddle cloth number
 DNF Did not finish
 DNT Did not track



Eagle Farm QLD Professional

Race 10: DRINKWISE BENCHMARK 90 Handicap - 1600m

20 January 2024 - 17:51



BRISBANE
RACING CLUB

Track Rating: Soft 5, Weather: Overcast, Rail Position: +1m Entire

Section				200m				Last 600m	
Field Times				0:11.82 (0:11.82)				0:34.95	
Rank	TAB	Horse/Jockey	Barrier	Top Speed [km/h]	Fastest Section	Margin			Distance Travelled [m]
1	9	FREEDOM RALLY Ben Thompson	5	64.5 400m	0:11.28 400m	0:11.82 [1] (0:11.82)	1:38.62		0:34.95
2	7	ZOUSHACK Martin Harley	2	65.0 400m	0:11.18 400m	0:11.99 [2] (0:11.99)	2.33L		0:35.02 +4
3	6	SHOPPING ESPRIT James Orman	1	65.8 400m	0:11.28 400m	0:11.98 [5] (0:11.98)	3.52L		0:35.12 -1
4	14	RITANI Robbie Dolan	11	64.5 400m	0:11.41 400m	0:12.18 [3] (0:12.18)	3.83L		0:35.50 +3
5	15	TARA JASMINE Samantha Collett	12	66.6 400m	0:11.06 400m	0:12.18 [4] (0:12.18)	4.55L		0:35.00 +7
6	2	LONDON BANKER Justin Huxtable	15	64.8 400m	0:11.26 400m	0:11.98 [9] (0:11.98)	6.76L		0:35.07 +3
7	10	QUALITY TIME Mark Du Plessis	9	63.6 400m	0:11.46 400m	0:12.17 [7] (0:12.17)	7.32L		0:35.56 +1
8	1	SEAT OF POWER Jasper Franklin	4	62.6 400m	0:11.72 400m	0:12.32 [6] (0:12.32)	8.01L		0:36.11 -4
9	4	TREVELYAN Melea Castle	7	64.7 400m	0:11.42 400m	0:12.21 [8] (0:12.21)	8.07L		0:35.60 -1

Scratched: Without Revenge (#12), Eaglemont (#3), Rousseau (#5), Aussie Nugget (#11), Alcyone (#8), Seleque (#13)



Horse/Jockey Name	Freedom Rally
Final Rank	1
Fastest Section Time (Section)	0:11.28 (400m)
Top Speed [km/h] (Section)	64.5 (400m)
Race State	Finished



Eagle Farm QLD Professional

Race 10: DRINKWISE BENCHMARK 90 Handicap - 1600m

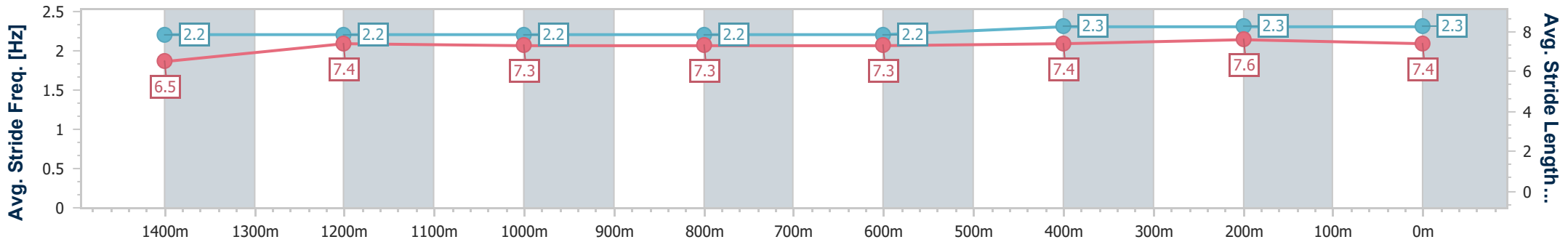
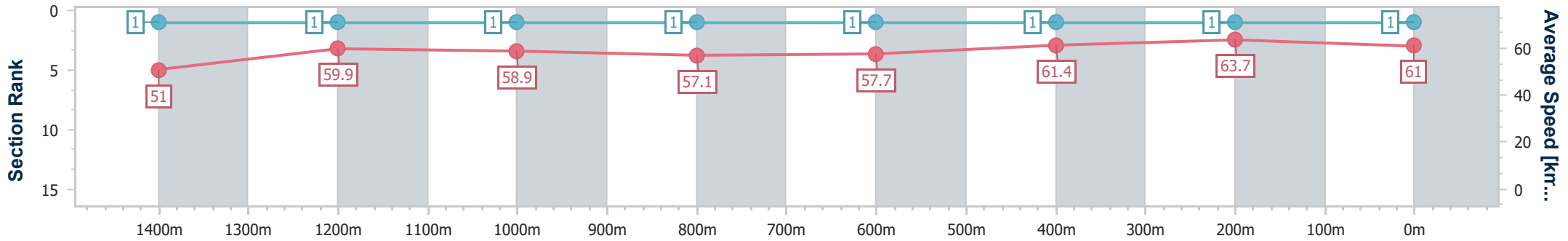
20 January 2024 - 17:51

Track Rating: Soft 5, Weather: Overcast, Rail Position: +1m Entire



BRISBANE RACING CLUB

Section	Overall	1400m	1200m	1000m	800m	600m	400m	200m
Section Times	1:38.62 [1] (0:14.15)	1:24.47 [1] (0:12.07)	1:12.40 [1] (0:12.22)	1:00.18 [1] (0:12.68)	0:47.50 [1] (0:12.55)	0:34.95 [1] (0:11.85)	0:23.10 [1] (0:11.28)	0:11.82 [1] (0:11.82)
Average Speed [km/h]	51.0	59.9	58.9	57.1	57.7	61.4	63.7	61.0
Top Speed [km/h]	60.7	61.2	59.7	58.3	58.6	64.0	64.5	63.5
Avg. Dist. to Rail [m]	9.7	2.9	1.5	0.7	1.4	2.2	4.6	6.2
Avg. Stride Freq. [Hz]	2.2	2.2	2.2	2.2	2.2	2.3	2.3	2.3
Avg. Stride Length [m]	6.5	7.4	7.3	7.3	7.3	7.4	7.6	7.4



- [] Ranking at each section and finish
- .-.- No data available at this section
- NA No data available



Horse/Jockey Name	Zoushack
Final Rank	2
Fastest Section Time (Section)	0:11.18 (400m)
Top Speed [km/h] (Section)	65.0 (400m)
Race State	Finished



Eagle Farm QLD Professional

Race 10: DRINKWISE BENCHMARK 90 Handicap - 1600m

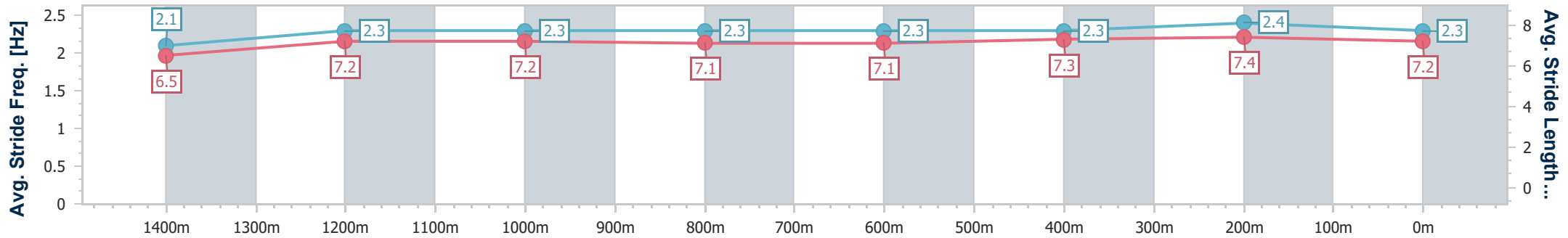
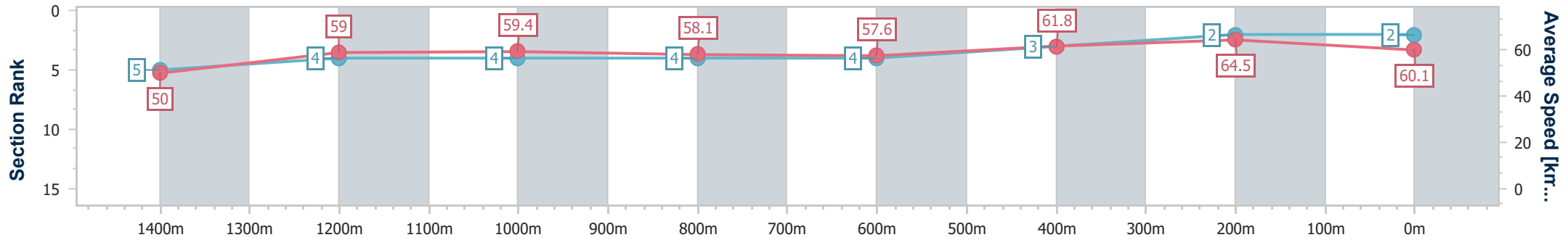
20 January 2024 - 17:51

Track Rating: Soft 5, Weather: Overcast, Rail Position: +1m Entire



BRISBANE RACING CLUB

Section	Overall	1400m	1200m	1000m	800m	600m	400m	200m
Section Times	1:39.01 [2] (0:14.44)	1:24.57 [5] (0:12.24)	1:12.33 [4] (0:12.12)	1:00.21 [4] (0:12.56)	0:47.65 [4] (0:12.63)	0:35.02 [4] (0:11.85)	0:23.17 [3] (0:11.18)	0:11.99 [2] (0:11.99)
Average Speed [km/h]	50.0	59.0	59.4	58.1	57.6	61.8	64.5	60.1
Top Speed [km/h]	59.8	60.1	61.3	58.5	59.2	64.2	65.0	63.2
Avg. Dist. to Rail [m]	8.3	3.5	2.7	2.1	2.6	3.6	4.6	4.6
Avg. Stride Freq. [Hz]	2.1	2.3	2.3	2.3	2.3	2.3	2.4	2.3
Avg. Stride Length [m]	6.5	7.2	7.2	7.1	7.1	7.3	7.4	7.2



- [] Ranking at each section and finish
- .-.- No data available at this section
- NA No data available



Horse/Jockey Name	Shopping Esprit
Final Rank	3
Fastest Section Time (Section)	0:11.28 (400m)
Top Speed [km/h] (Section)	65.8 (400m)
Race State	Finished



Eagle Farm QLD Professional

Race 10: DRINKWISE BENCHMARK 90 Handicap - 1600m

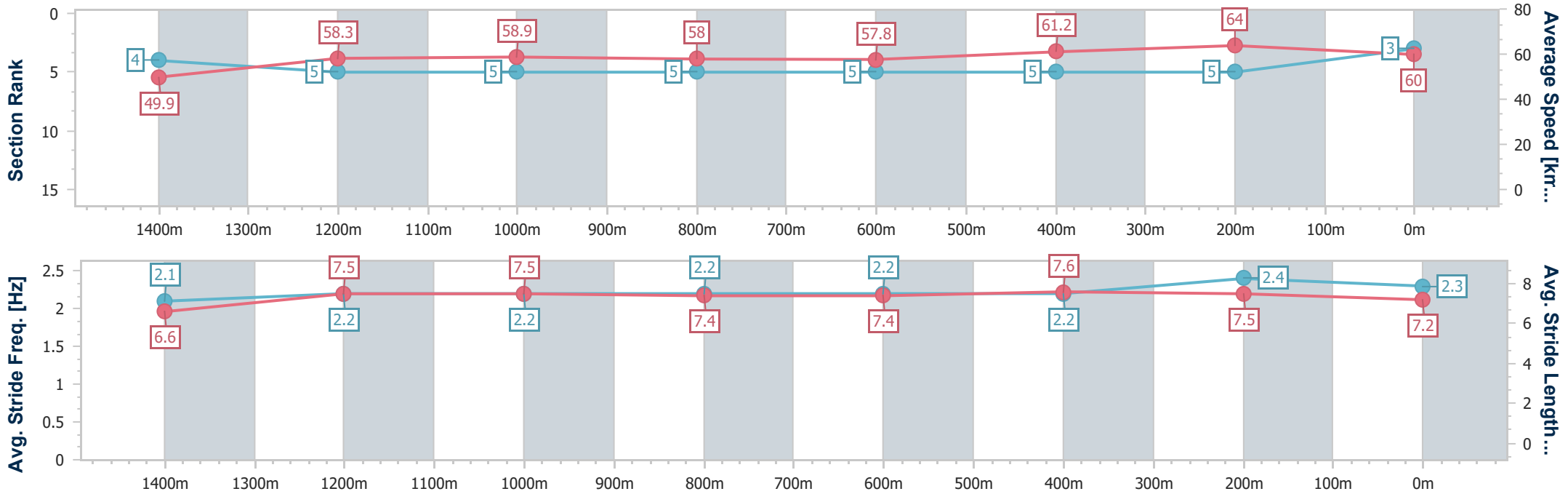
20 January 2024 - 17:51

Track Rating: Soft 5, Weather: Overcast, Rail Position: +1m Entire



BRISBANE RACING CLUB

Section	Overall	1400m	1200m	1000m	800m	600m	400m	200m
Section Times	1:39.22 [3] (0:14.43)	1:24.79 [4] (0:12.40)	1:12.39 [5] (0:12.19)	1:00.20 [5] (0:12.54)	0:47.66 [5] (0:12.54)	0:35.12 [5] (0:11.86)	0:23.26 [5] (0:11.28)	0:11.98 [5] (0:11.98)
Average Speed [km/h]	49.9	58.3	58.9	58.0	57.8	61.2	64.0	60.0
Top Speed [km/h]	60.1	59.4	60.0	58.7	58.8	64.9	65.8	63.9
Avg. Dist. to Rail [m]	6.7	1.6	1.9	1.3	1.2	1.9	7.0	8.4
Avg. Stride Freq. [Hz]	2.1	2.2	2.2	2.2	2.2	2.2	2.4	2.3
Avg. Stride Length [m]	6.6	7.5	7.5	7.4	7.4	7.6	7.5	7.2



- [] Ranking at each section and finish
- .-.- No data available at this section
- NA No data available



Horse/Jockey Name	Ritani
Final Rank	4
Fastest Section Time (Section)	0:11.41 (400m)
Top Speed [km/h] (Section)	64.5 (400m)
Race State	Finished



Eagle Farm QLD Professional

Race 10: DRINKWISE BENCHMARK 90 Handicap - 1600m

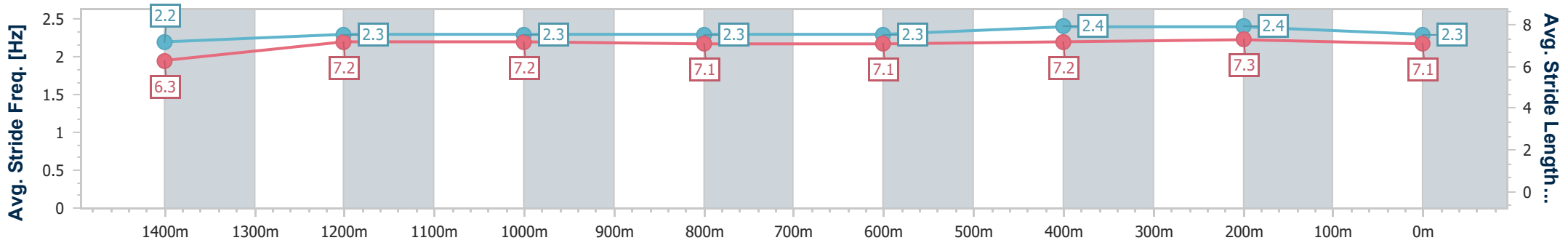
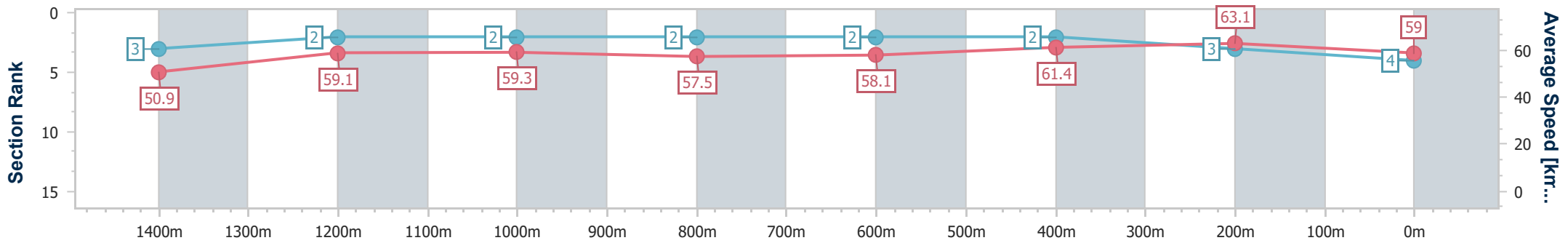
20 January 2024 - 17:51

Track Rating: Soft 5, Weather: Overcast, Rail Position: +1m Entire



BRISBANE RACING CLUB

Section	Overall	1400m	1200m	1000m	800m	600m	400m	200m
Section Times	1:39.27 [4] (0:14.21)	1:25.06 [3] (0:12.18)	1:12.88 [2] (0:12.18)	1:00.70 [2] (0:12.66)	0:48.04 [2] (0:12.54)	0:35.50 [2] (0:11.91)	0:23.59 [2] (0:11.41)	0:12.18 [3] (0:12.18)
Average Speed [km/h]	50.9	59.1	59.3	57.5	58.1	61.4	63.1	59.0
Top Speed [km/h]	61.1	60.9	60.7	58.0	59.4	63.9	64.5	61.6
Avg. Dist. to Rail [m]	10.4	3.1	2.7	2.4	2.2	3.3	6.1	7.4
Avg. Stride Freq. [Hz]	2.2	2.3	2.3	2.3	2.3	2.4	2.4	2.3
Avg. Stride Length [m]	6.3	7.2	7.2	7.1	7.1	7.2	7.3	7.1



- [] Ranking at each section and finish
- .-.- No data available at this section
- NA No data available



Horse/Jockey Name	Tara Jasmine
Final Rank	5
Fastest Section Time (Section)	0:11.06 (400m)
Top Speed [km/h] (Section)	66.6 (400m)
Race State	Finished



Eagle Farm QLD Professional

Race 10: DRINKWISE BENCHMARK 90 Handicap - 1600m

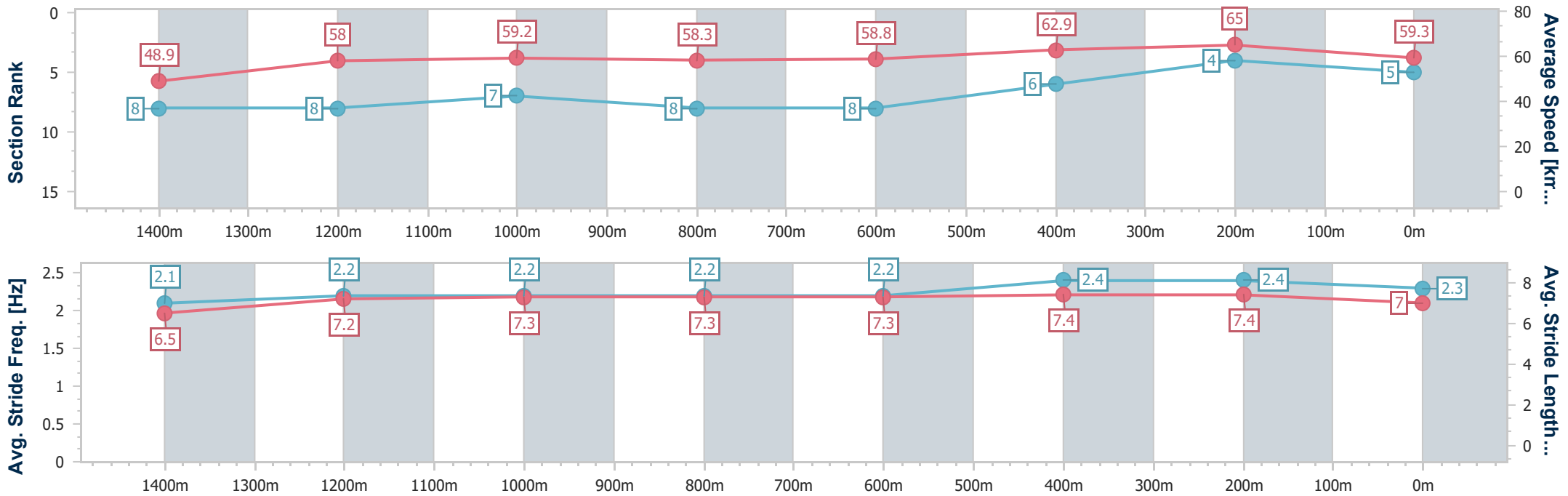
20 January 2024 - 17:51

Track Rating: Soft 5, Weather: Overcast, Rail Position: +1m Entire



BRISBANE RACING CLUB

Section	Overall	1400m	1200m	1000m	800m	600m	400m	200m
Section Times	1:39.39 [5] (0:14.82)	1:24.57 [8] (0:12.45)	1:12.12 [8] (0:12.16)	0:59.96 [7] (0:12.52)	0:47.44 [8] (0:12.44)	0:35.00 [8] (0:11.76)	0:23.24 [6] (0:11.06)	0:12.18 [4] (0:12.18)
Average Speed [km/h]	48.9	58.0	59.2	58.3	58.8	62.9	65.0	59.3
Top Speed [km/h]	60.1	59.4	61.0	59.4	59.7	64.6	66.6	62.8
Avg. Dist. to Rail [m]	10.5	3.5	3.0	2.6	3.1	5.7	9.3	10.4
Avg. Stride Freq. [Hz]	2.1	2.2	2.2	2.2	2.2	2.4	2.4	2.3
Avg. Stride Length [m]	6.5	7.2	7.3	7.3	7.3	7.4	7.4	7.0



- [] Ranking at each section and finish
- .-.- No data available at this section
- NA No data available



Horse/Jockey Name	London Banker
Final Rank	6
Fastest Section Time (Section)	0:11.26 (400m)
Top Speed [km/h] (Section)	64.8 (400m)
Race State	Finished



Eagle Farm QLD Professional

Race 10: DRINKWISE BENCHMARK 90 Handicap - 1600m

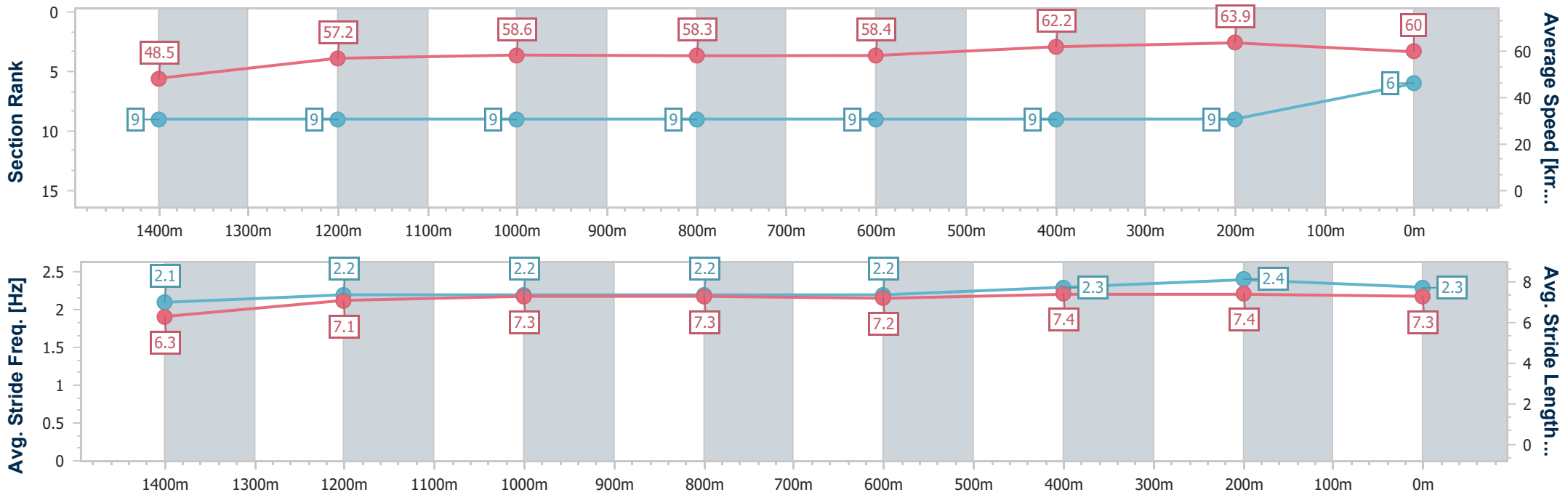
20 January 2024 - 17:51

Track Rating: Soft 5, Weather: Overcast, Rail Position: +1m Entire



BRISBANE RACING CLUB

Section	Overall	1400m	1200m	1000m	800m	600m	400m	200m
Section Times	1:39.77 [6] (0:14.92)	1:24.85 [9] (0:12.59)	1:12.26 [9] (0:12.28)	0:59.98 [9] (0:12.45)	0:47.53 [9] (0:12.46)	0:35.07 [9] (0:11.83)	0:23.24 [9] (0:11.26)	0:11.98 [9] (0:11.98)
Average Speed [km/h]	48.5	57.2	58.6	58.3	58.4	62.2	63.9	60.0
Top Speed [km/h]	59.7	58.8	61.2	60.7	60.0	64.8	64.8	62.7
Avg. Dist. to Rail [m]	11.8	3.4	1.9	1.5	2.3	3.8	9.1	9.4
Avg. Stride Freq. [Hz]	2.1	2.2	2.2	2.2	2.2	2.3	2.4	2.3
Avg. Stride Length [m]	6.3	7.1	7.3	7.3	7.2	7.4	7.4	7.3



- [] Ranking at each section and finish
- .-.- No data available at this section
- NA No data available



Horse/Jockey Name	Quality Time
Final Rank	7
Fastest Section Time (Section)	0:11.46 (400m)
Top Speed [km/h] (Section)	63.6 (400m)
Race State	Finished



Eagle Farm QLD Professional

Race 10: DRINKWISE BENCHMARK 90 Handicap - 1600m

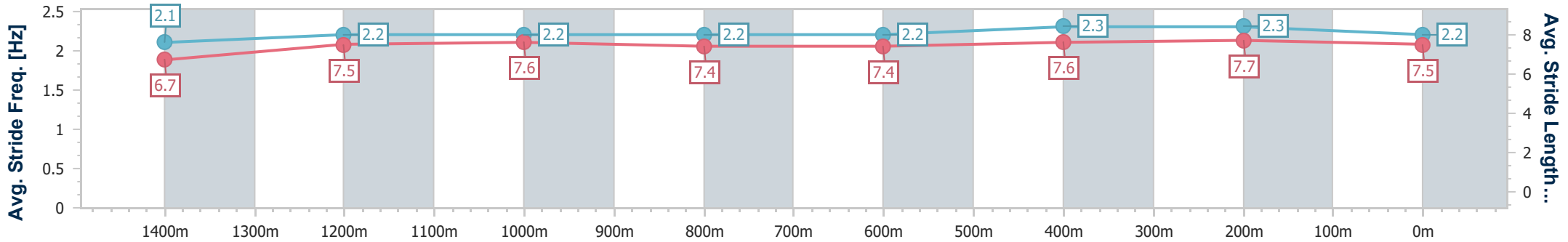
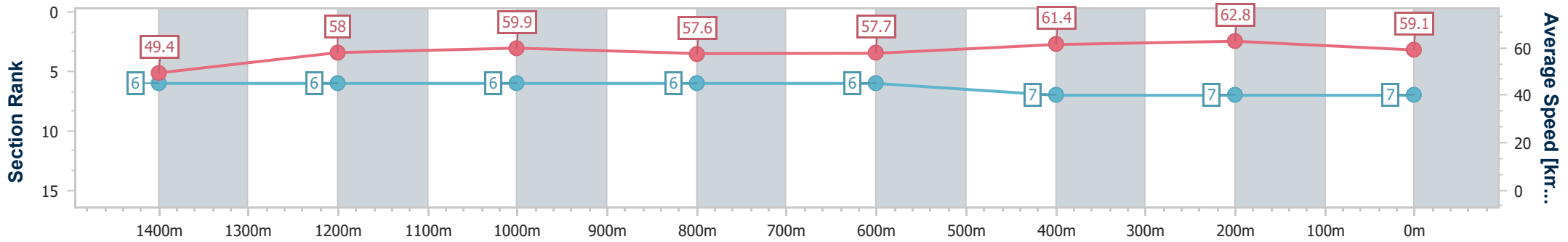
20 January 2024 - 17:51

Track Rating: Soft 5, Weather: Overcast, Rail Position: +1m Entire



BRISBANE RACING CLUB

Section	Overall	1400m	1200m	1000m	800m	600m	400m	200m
Section Times	1:39.86 [7] (0:14.66)	1:25.20 [6] (0:12.40)	1:12.80 [6] (0:12.06)	1:00.74 [6] (0:12.61)	0:48.13 [6] (0:12.57)	0:35.56 [6] (0:11.93)	0:23.63 [7] (0:11.46)	0:12.17 [7] (0:12.17)
Average Speed [km/h]	49.4	58.0	59.9	57.6	57.7	61.4	62.8	59.1
Top Speed [km/h]	59.2	58.6	61.1	58.7	58.9	62.5	63.6	61.7
Avg. Dist. to Rail [m]	9.9	2.7	2.3	1.5	1.8	3.2	6.3	7.2
Avg. Stride Freq. [Hz]	2.1	2.2	2.2	2.2	2.2	2.3	2.3	2.2
Avg. Stride Length [m]	6.7	7.5	7.6	7.4	7.4	7.6	7.7	7.5



- [] Ranking at each section and finish
- .-.- No data available at this section
- NA No data available



Horse/Jockey Name	Seat Of Power
Final Rank	8
Fastest Section Time (Section)	0:11.72 (400m)
Top Speed [km/h] (Section)	62.6 (400m)
Race State	Finished



Eagle Farm QLD Professional

Race 10: DRINKWISE BENCHMARK 90 Handicap - 1600m

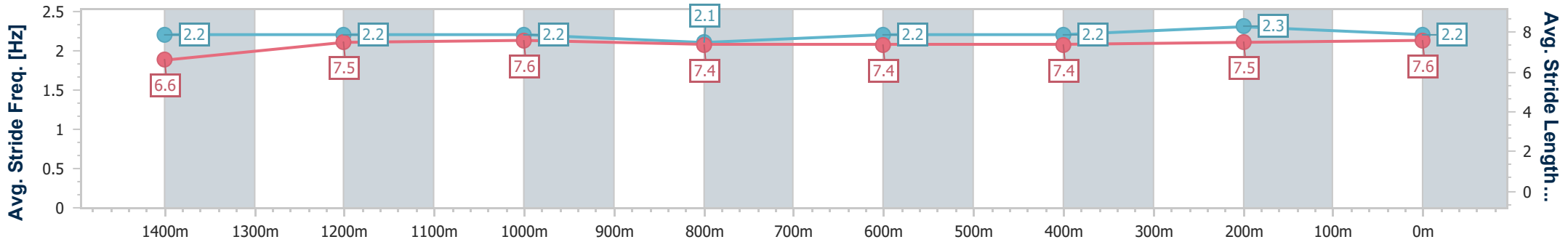
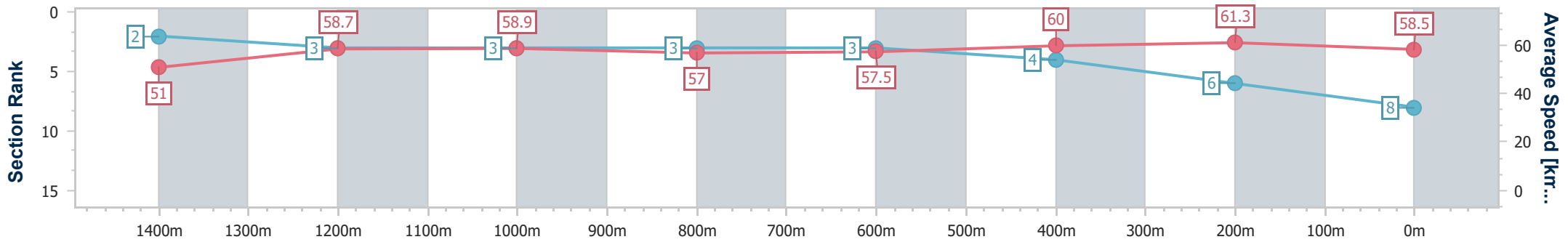
20 January 2024 - 17:51

Track Rating: Soft 5, Weather: Overcast, Rail Position: +1m Entire



BRISBANE RACING CLUB

Section	Overall	1400m	1200m	1000m	800m	600m	400m	200m
Section Times	1:39.98 [8] (0:14.19)	1:25.79 [2] (0:12.23)	1:13.56 [3] (0:12.24)	1:01.32 [3] (0:12.65)	0:48.67 [3] (0:12.56)	0:36.11 [3] (0:12.07)	0:24.04 [4] (0:11.72)	0:12.32 [6] (0:12.32)
Average Speed [km/h]	51.0	58.7	58.9	57.0	57.5	60.0	61.3	58.5
Top Speed [km/h]	60.6	59.6	59.8	58.0	58.1	62.0	62.6	60.3
Avg. Dist. to Rail [m]	8.7	1.6	1.1	0.5	0.2	1.1	3.3	4.2
Avg. Stride Freq. [Hz]	2.2	2.2	2.2	2.1	2.2	2.2	2.3	2.2
Avg. Stride Length [m]	6.6	7.5	7.6	7.4	7.4	7.4	7.5	7.6



- [] Ranking at each section and finish
- .-.- No data available at this section
- NA No data available



Horse/Jockey Name	Trevelyan
Final Rank	9
Fastest Section Time (Section)	0:11.42 (400m)
Top Speed [km/h] (Section)	64.7 (400m)
Race State	Finished



Eagle Farm QLD Professional

Race 10: DRINKWISE BENCHMARK 90 Handicap - 1600m

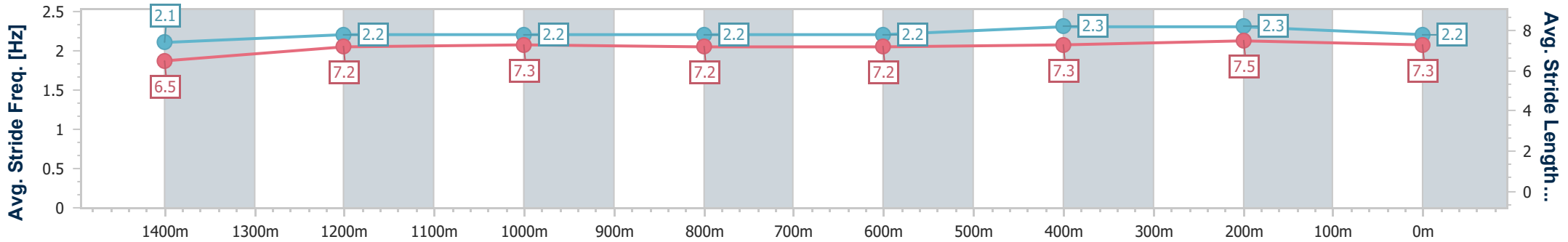
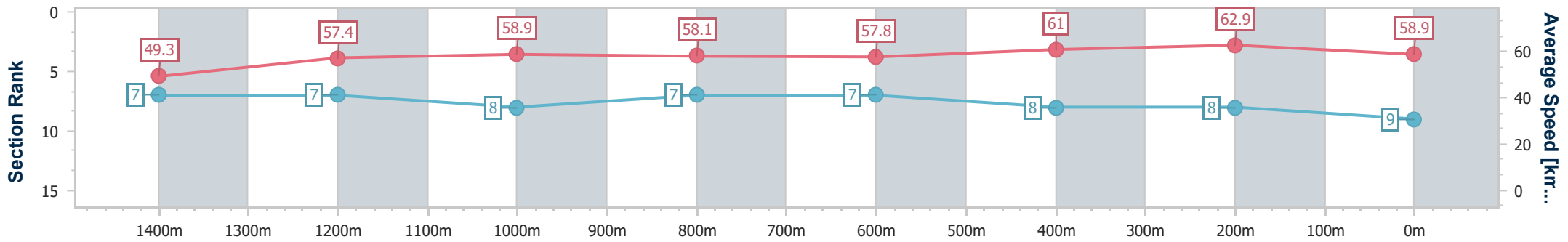
20 January 2024 - 17:51

Track Rating: Soft 5, Weather: Overcast, Rail Position: +1m Entire



BRISBANE RACING CLUB

Section	Overall	1400m	1200m	1000m	800m	600m	400m	200m
Section Times	1:39.99 [9] (0:14.69)	1:25.30 [7] (0:12.55)	1:12.75 [7] (0:12.25)	1:00.50 [8] (0:12.43)	0:48.07 [7] (0:12.47)	0:35.60 [7] (0:11.97)	0:23.63 [8] (0:11.42)	0:12.21 [8] (0:12.21)
Average Speed [km/h]	49.3	57.4	58.9	58.1	57.8	61.0	62.9	58.9
Top Speed [km/h]	60.2	59.0	60.2	58.9	59.0	63.0	64.7	61.5
Avg. Dist. to Rail [m]	9.3	1.8	1.5	0.6	0.3	2.8	5.7	6.3
Avg. Stride Freq. [Hz]	2.1	2.2	2.2	2.2	2.2	2.3	2.3	2.2
Avg. Stride Length [m]	6.5	7.2	7.3	7.2	7.2	7.3	7.5	7.3



- [] Ranking at each section and finish
- .-.- No data available at this section
- NA No data available