



# Eagle Farm QLD Professional

## Race 9: XXXX BENCHMARK 90 Handicap - 1200m

20 January 2024 - 17:15



BRISBANE  
RACING CLUB

Track Rating: Soft 5, Weather: Overcast, Rail Position: +1m Entire

Section		Overall										Last 600m		
Field Times		1:11.73										0:00.00		
		(0:13.56)												
		1000m										200m		
		0:58.17										0:12.02		
		(0:11.37)										(0:12.02)		
		800m										Margin		
		0:46.80										Margin		
		(0:11.76)												
		600m										Distance Travelled [m]		
		0:35.04												
		(0:11.78)												
		400m												
		0:23.26												
		(0:11.24)												
		200m												
		0:12.02												
		(0:12.02)												
Rank	TAB	Horse/Jockey	Barrier	Top Speed [km/h]	Fastest Section	Overall	1000m	800m	600m	400m	200m	Margin	Margin	Distance Travelled [m]
1	2	<b>ON THE LEAD</b> Ryan Maloney	9	66.6 400m	0:10.99 400m	1:11.73 [1] (0:14.14)	0:57.59 [5] (0:11.46)	0:46.13 [5] (0:11.66)	0:34.47 [7] (0:11.56)	0:22.91 [7] (0:10.99)	0:11.92 [3] (0:11.92)	1:11.73	0:34.47	
2	3	<b>DAYTONA BAY</b> James Orman	11	Data was not able to be tracked for this horse		-:--:-	-:--:-	-:--:-	-:--:-	-:--:-	-:--:-	0.67L	-:--:-	----
3	10	<b>NAVAS TWO</b> Elione Chaves	2	65.5 400m	0:11.20 400m	1:11.88 [3] (0:13.88)	0:58.00 [4] (0:11.42)	0:46.58 [4] (0:11.63)	0:34.95 [3] (0:11.58)	0:23.37 [2] (0:11.20)	0:12.17 [1] (0:12.17)	0.91L	0:34.95	-3
4	8	<b>LA AMIGO</b> Mark Du Plessis	15	65.8 400m	0:11.21 400m	1:12.07 [4] (0:14.28)	0:57.79 [8] (0:11.34)	0:46.45 [7] (0:11.43)	0:35.02 [5] (0:11.49)	0:23.53 [3] (0:11.21)	0:12.32 [2] (0:12.32)	2.04L	0:35.02	+2
5	5	<b>HOT SPRING GOLD</b> Robbie Dolan	14	65.9 400m	0:11.12 400m	1:12.25 [5] (0:14.58)	0:57.67 [10] (0:11.41)	0:46.26 [9] (0:11.58)	0:34.68 [8] (0:11.62)	0:23.06 [9] (0:11.12)	0:11.94 [7] (0:11.94)	3.09L	0:34.68	-2
6	12	<b>IRING</b> Sean Cormack	7	65.5 400m	0:11.25 400m	1:12.42 [6] (0:14.16)	0:58.26 [6] (0:11.44)	0:46.82 [5] (0:11.63)	0:35.19 [6] (0:11.48)	0:23.71 [6] (0:11.25)	0:12.46 [5] (0:12.46)	4.09L	0:35.19	-7
7	15	<b>MR GALAZI</b> Georgina Cartwright	1	64.6 1000m	0:11.40 400m	1:12.52 [7] (0:13.76)	0:58.76 [3] (0:11.43)	0:47.33 [3] (0:11.75)	0:35.58 [4] (0:11.62)	0:23.96 [5] (0:11.40)	0:12.56 [6] (0:12.56)	4.65L	0:35.58	-8
8	6	<b>SEA RAIDER</b> Justin Huxtable	13	65.5 400m	0:11.23 400m	1:12.55 [8] (0:14.33)	0:58.22 [9] (0:11.45)	0:46.77 [8] (0:11.88)	0:34.89 [9] (0:11.51)	0:23.38 [8] (0:11.23)	0:12.15 [9] (0:12.15)	4.82L	0:34.89	-7
9	11	<b>RISING</b> Jake Bayliss	10	79.4 600m	0:11.44 400m	1:12.88 [9] (0:13.56)	0:59.32 [1] (0:11.54)	0:47.78 [2] (0:11.70)	0:36.08 [2] (0:11.67)	0:24.41 [1] (0:11.44)	0:12.97 [4] (0:12.97)	6.77L	0:36.08	-4
10	1	<b>AXE</b> Cejay Graham	3	65.7 Overall	0:11.27 1000m	1:13.62 [10] (0:13.66)	0:59.96 [2] (0:11.27)	0:48.69 [1] (0:11.76)	0:36.93 [1] (0:11.85)	0:25.08 [3] (0:11.78)	0:13.30 [8] (0:13.30)	11.14L	0:36.93	-6

Scratched: Rainbow Connection (#9), Indian Dreamer (#7), Tick Tock Queen (#14), Dehorned Unicorn (#4), Mahbaby (#13)

Report Created: Sat 20 January 2024 17:35 GMT+1 (Note: Timing is based on position data)

Page 1/11

[ ] Ranking at each section and finish  
-:--:- No data available at this section  
NA No data available

SCN Saddle cloth number  
DNF Did not finish  
DNT Did not track

data processed by TRIPLES DATA



Horse/Jockey Name	On The Lead
Final Rank	1
Fastest Section Time (Section)	0:10.99 (400m)
Top Speed [km/h] (Section)	66.6 (400m)
Race State	Finished

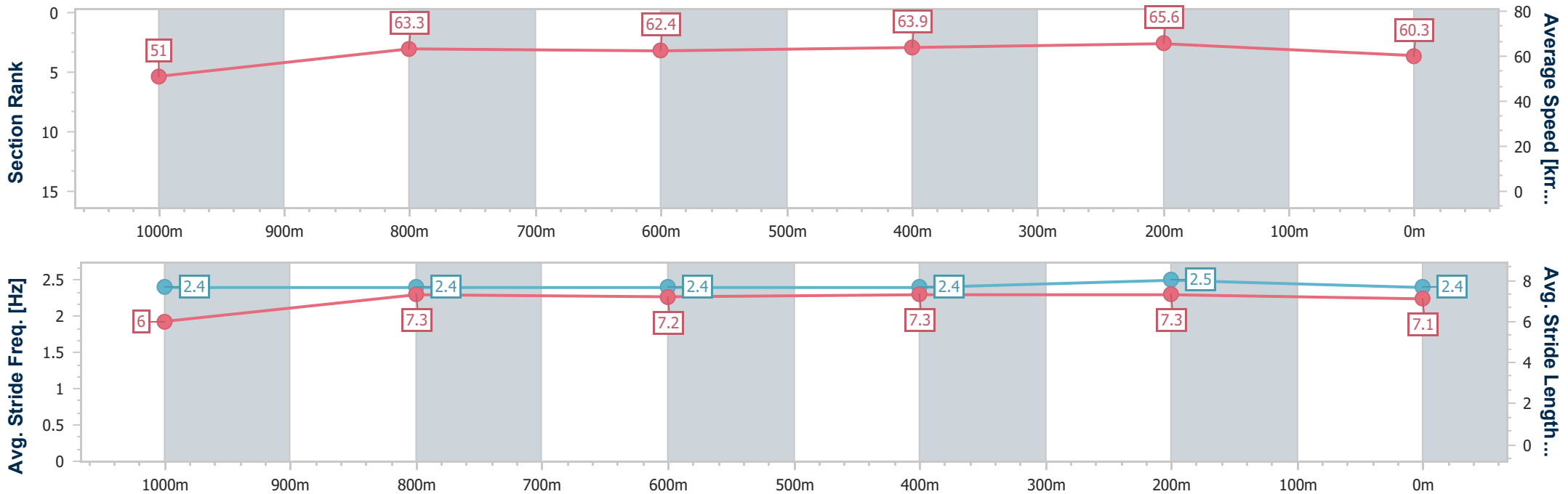


Eagle Farm QLD Professional  
 Race 9: XXXX BENCHMARK 90 Handicap - 1200m  
 20 January 2024 - 17:15  
 Track Rating: Soft 5, Weather: Overcast, Rail Position: +1m Entire



BRISBANE  
RACING CLUB

Section	Overall	1000m	800m	600m	400m	200m
Section Times	1:11.73 [1] (0:14.14)	0:57.59 [5] (0:11.46)	0:46.13 [5] (0:11.66)	0:34.47 [7] (0:11.56)	0:22.91 [7] (0:10.99)	0:11.92 [3] (0:11.92)
Average Speed [km/h]	51.0	63.3	62.4	63.9	65.6	60.3
Top Speed [km/h]	64.9	64.3	62.8	66.3	66.6	64.4
Avg. Dist. to Rail [m]	1.9	1.3	1.7	5.3	10.4	8.8
Avg. Stride Freq. [Hz]	2.4	2.4	2.4	2.4	2.5	2.4
Avg. Stride Length [m]	6.0	7.3	7.2	7.3	7.3	7.1



- [ ] Ranking at each section and finish
- .-.- No data available at this section
- NA No data available



Horse/Jockey Name	Navas Two
Final Rank	3
Fastest Section Time (Section)	0:11.20 (400m)
Top Speed [km/h] (Section)	65.5 (400m)
Race State	Finished

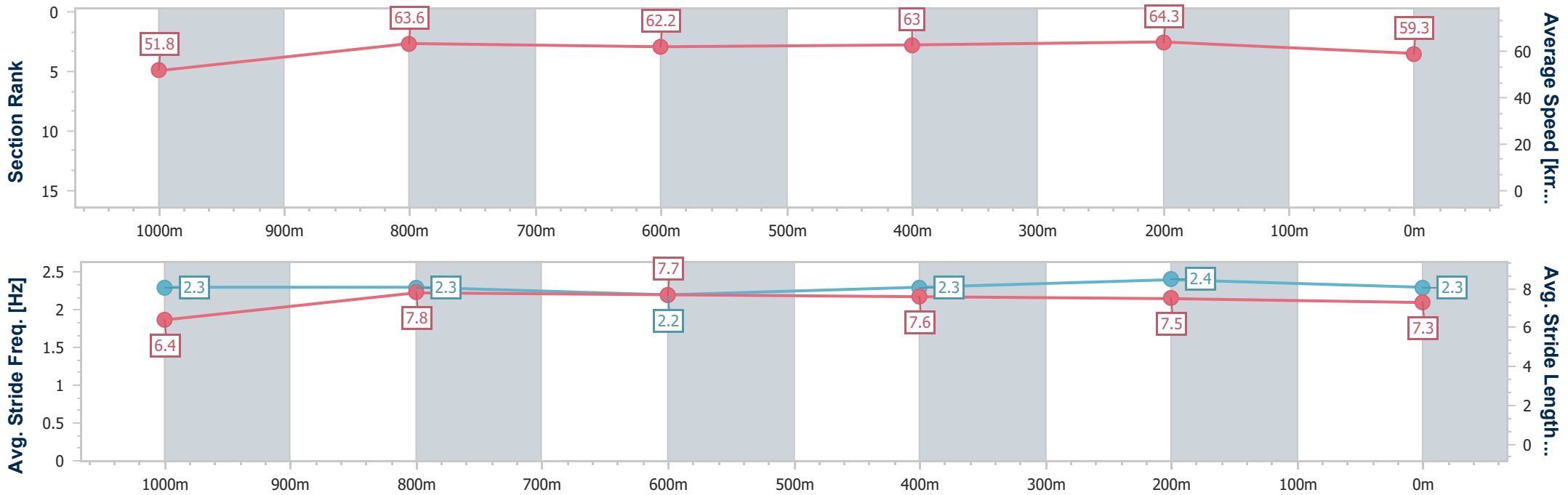


Eagle Farm QLD Professional  
 Race 9: XXXX BENCHMARK 90 Handicap - 1200m  
 20 January 2024 - 17:15  
 Track Rating: Soft 5, Weather: Overcast, Rail Position: +1m Entire



BRISBANE  
RACING CLUB

Section	Overall	1000m	800m	600m	400m	200m
Section Times	1:11.88 [3] (0:13.88)	0:58.00 [4] (0:11.42)	0:46.58 [4] (0:11.63)	0:34.95 [3] (0:11.58)	0:23.37 [2] (0:11.20)	0:12.17 [1] (0:12.17)
Average Speed [km/h]	51.8	63.6	62.2	63.0	64.3	59.3
Top Speed [km/h]	65.0	64.4	62.5	65.3	65.5	61.6
Avg. Dist. to Rail [m]	1.2	1.4	1.2	3.4	8.3	7.5
Avg. Stride Freq. [Hz]	2.3	2.3	2.2	2.3	2.4	2.3
Avg. Stride Length [m]	6.4	7.8	7.7	7.6	7.5	7.3



- [ ] Ranking at each section and finish
- .-.- No data available at this section
- NA No data available



Horse/Jockey Name	La Amigo
Final Rank	4
Fastest Section Time (Section)	0:11.21 (400m)
Top Speed [km/h] (Section)	65.8 (400m)
Race State	Finished

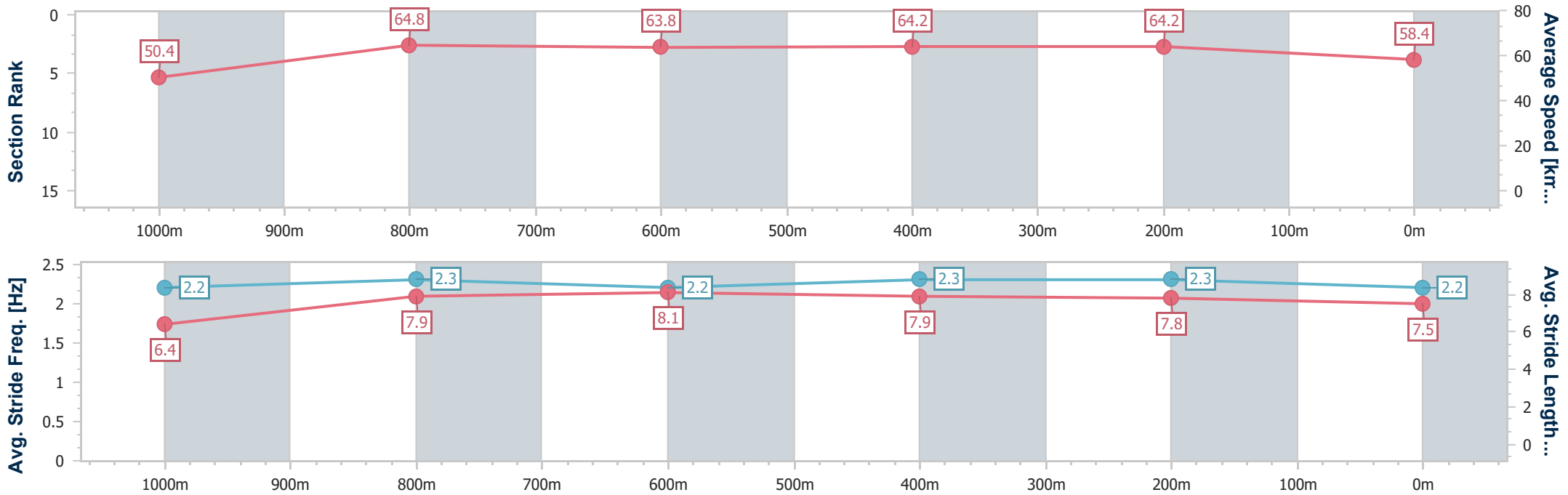


Eagle Farm QLD Professional  
 Race 9: XXXX BENCHMARK 90 Handicap - 1200m  
 20 January 2024 - 17:15  
 Track Rating: Soft 5, Weather: Overcast, Rail Position: +1m Entire



BRISBANE  
RACING CLUB

Section	Overall	1000m	800m	600m	400m	200m
Section Times	1:12.07 [4] (0:14.28)	0:57.79 [8] (0:11.34)	0:46.45 [7] (0:11.43)	0:35.02 [5] (0:11.49)	0:23.53 [3] (0:11.21)	0:12.32 [2] (0:12.32)
Average Speed [km/h]	50.4	64.8	63.8	64.2	64.2	58.4
Top Speed [km/h]	64.4	65.7	65.2	65.5	65.8	61.9
Avg. Dist. to Rail [m]	6.8	3.7	2.8	4.8	10.7	9.5
Avg. Stride Freq. [Hz]	2.2	2.3	2.2	2.3	2.3	2.2
Avg. Stride Length [m]	6.4	7.9	8.1	7.9	7.8	7.5



- [ ] Ranking at each section and finish
- .-.- No data available at this section
- NA No data available



Horse/Jockey Name	Hot Spring Gold
Final Rank	5
Fastest Section Time (Section)	0:11.12 (400m)
Top Speed [km/h] (Section)	65.9 (400m)
Race State	Finished

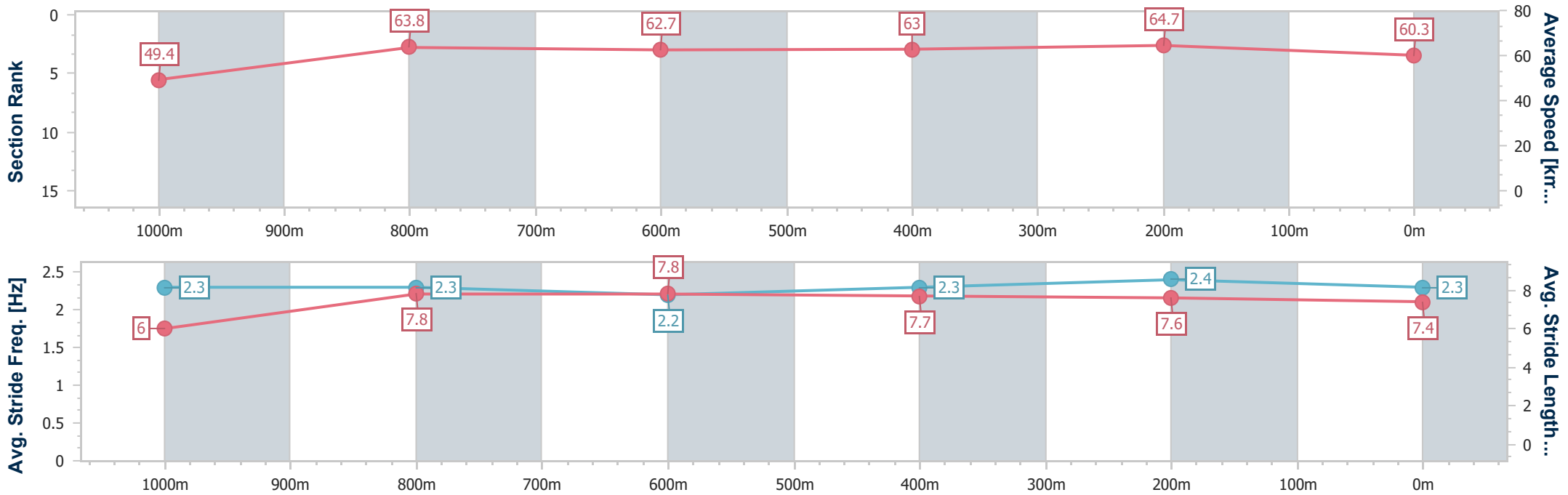


Eagle Farm QLD Professional  
 Race 9: XXXX BENCHMARK 90 Handicap - 1200m  
 20 January 2024 - 17:15  
 Track Rating: Soft 5, Weather: Overcast, Rail Position: +1m Entire



BRISBANE  
RACING CLUB

Section	Overall	1000m	800m	600m	400m	200m
Section Times	1:12.25 [5] (0:14.58)	0:57.67 [10] (0:11.41)	0:46.26 [9] (0:11.58)	0:34.68 [8] (0:11.62)	0:23.06 [9] (0:11.12)	0:11.94 [7] (0:11.94)
Average Speed [km/h]	49.4	63.8	62.7	63.0	64.7	60.3
Top Speed [km/h]	63.7	65.0	63.9	65.0	65.9	63.5
Avg. Dist. to Rail [m]	5.7	2.3	1.5	3.6	9.4	10.7
Avg. Stride Freq. [Hz]	2.3	2.3	2.2	2.3	2.4	2.3
Avg. Stride Length [m]	6.0	7.8	7.8	7.7	7.6	7.4



- [ ] Ranking at each section and finish
- .-.- No data available at this section
- NA No data available



Horse/Jockey Name	Iring
Final Rank	6
Fastest Section Time (Section)	0:11.25 (400m)
Top Speed [km/h] (Section)	65.5 (400m)
Race State	Finished

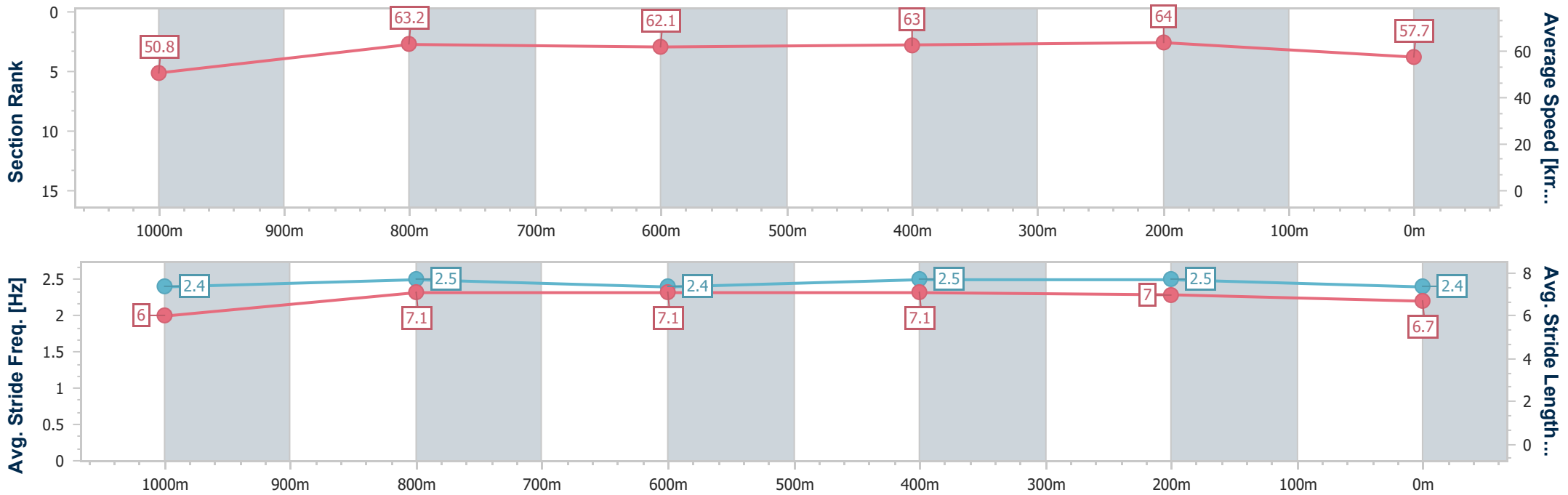


Eagle Farm QLD Professional  
 Race 9: XXXX BENCHMARK 90 Handicap - 1200m  
 20 January 2024 - 17:15  
 Track Rating: Soft 5, Weather: Overcast, Rail Position: +1m Entire



BRISBANE  
 RACING CLUB

Section	Overall	1000m	800m	600m	400m	200m
Section Times	1:12.42 [6] (0:14.16)	0:58.26 [6] (0:11.44)	0:46.82 [5] (0:11.63)	0:35.19 [6] (0:11.48)	0:23.71 [6] (0:11.25)	0:12.46 [5] (0:12.46)
Average Speed [km/h]	50.8	63.2	62.1	63.0	64.0	57.7
Top Speed [km/h]	64.8	64.3	63.2	64.0	65.5	61.9
Avg. Dist. to Rail [m]	1.1	0.6	0.5	0.8	4.4	4.0
Avg. Stride Freq. [Hz]	2.4	2.5	2.4	2.5	2.5	2.4
Avg. Stride Length [m]	6.0	7.1	7.1	7.1	7.0	6.7



- [ ] Ranking at each section and finish
- .-.- No data available at this section
- NA No data available



Horse/Jockey Name	Mr Galazi
Final Rank	7
Fastest Section Time (Section)	0:11.40 (400m)
Top Speed [km/h] (Section)	64.6 (1000m)
Race State	Finished

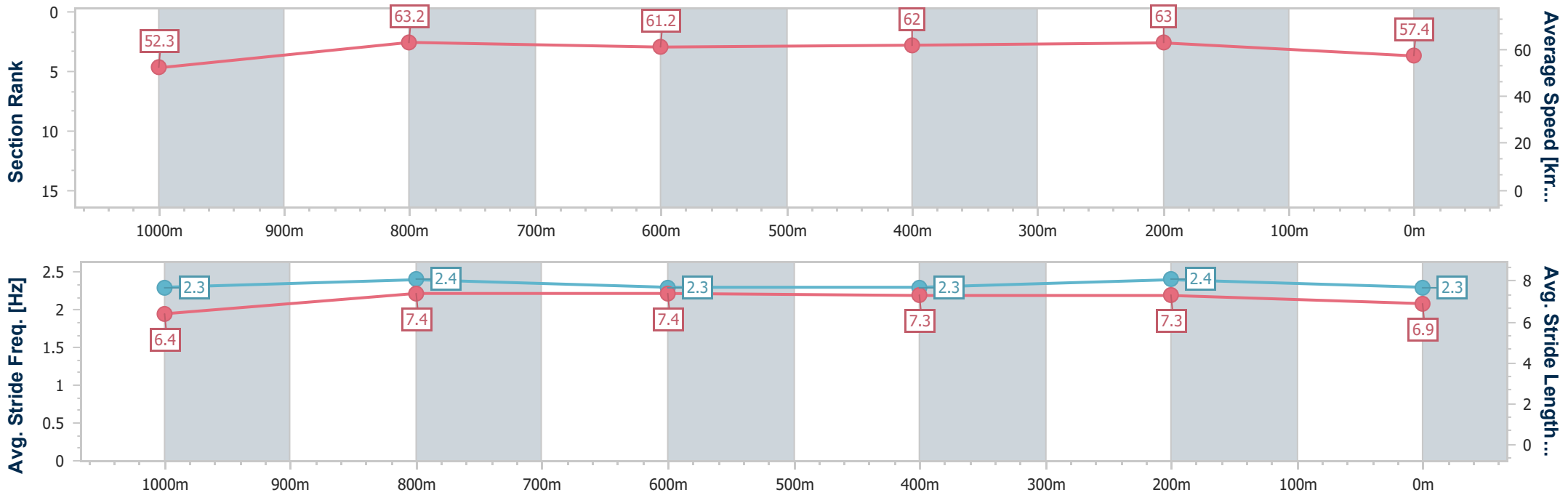


Eagle Farm QLD Professional  
 Race 9: XXXX BENCHMARK 90 Handicap - 1200m  
 20 January 2024 - 17:15  
 Track Rating: Soft 5, Weather: Overcast, Rail Position: +1m Entire



BRISBANE  
 RACING CLUB

Section	Overall	1000m	800m	600m	400m	200m
Section Times	1:12.52 [7] (0:13.76)	0:58.76 [3] (0:11.43)	0:47.33 [3] (0:11.75)	0:35.58 [4] (0:11.62)	0:23.96 [5] (0:11.40)	0:12.56 [6] (0:12.56)
Average Speed [km/h]	52.3	63.2	61.2	62.0	63.0	57.4
Top Speed [km/h]	64.6	64.6	62.5	63.1	64.1	60.9
Avg. Dist. to Rail [m]	0.9	0.6	0.3	0.5	2.7	2.3
Avg. Stride Freq. [Hz]	2.3	2.4	2.3	2.3	2.4	2.3
Avg. Stride Length [m]	6.4	7.4	7.4	7.3	7.3	6.9



- [ ] Ranking at each section and finish
- .-.- No data available at this section
- NA No data available



Horse/Jockey Name	Sea Raider
Final Rank	8
Fastest Section Time (Section)	0:11.23 (400m)
Top Speed [km/h] (Section)	65.5 (400m)
Race State	Finished

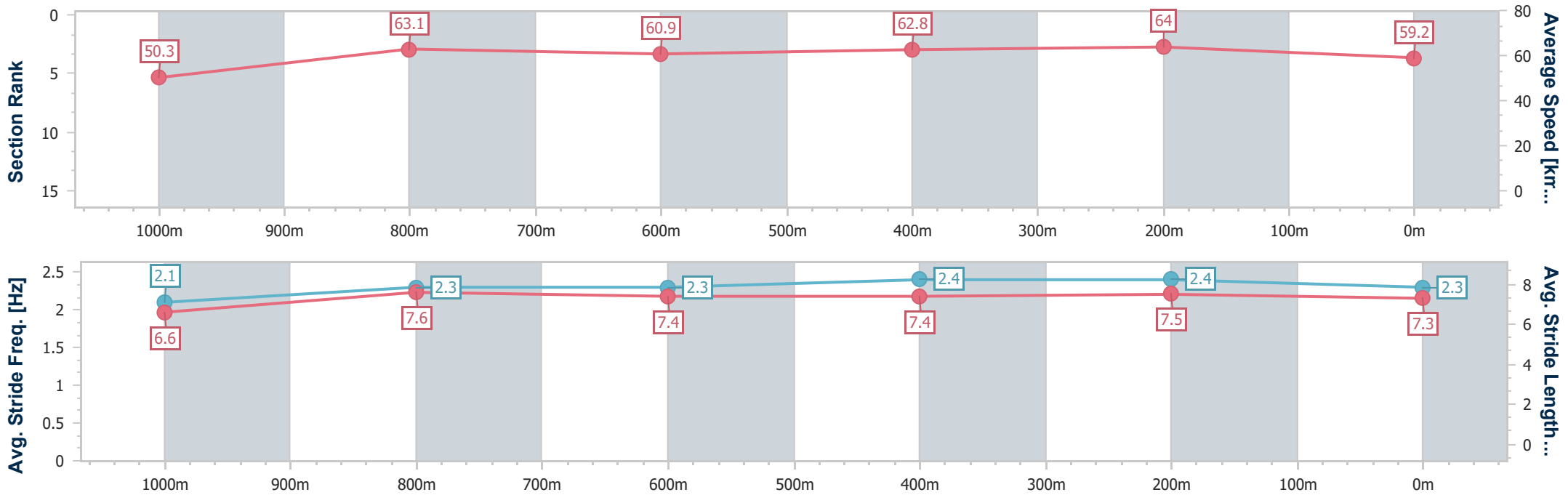


Eagle Farm QLD Professional  
 Race 9: XXXX BENCHMARK 90 Handicap - 1200m  
 20 January 2024 - 17:15  
 Track Rating: Soft 5, Weather: Overcast, Rail Position: +1m Entire



BRISBANE  
RACING CLUB

Section	Overall	1000m	800m	600m	400m	200m
Section Times	1:12.55 [8] (0:14.33)	0:58.22 [9] (0:11.45)	0:46.77 [8] (0:11.88)	0:34.89 [9] (0:11.51)	0:23.38 [8] (0:11.23)	0:12.15 [9] (0:12.15)
Average Speed [km/h]	50.3	63.1	60.9	62.8	64.0	59.2
Top Speed [km/h]	64.3	64.1	62.0	64.8	65.5	62.7
Avg. Dist. to Rail [m]	4.2	0.6	1.3	1.3	8.2	9.2
Avg. Stride Freq. [Hz]	2.1	2.3	2.3	2.4	2.4	2.3
Avg. Stride Length [m]	6.6	7.6	7.4	7.4	7.5	7.3



- [ ] Ranking at each section and finish
- .-.- No data available at this section
- NA No data available





Horse/Jockey Name	Rising
Final Rank	9
Fastest Section Time (Section)	0:11.44 (400m)
Top Speed [km/h] (Section)	79.4 (600m)
Race State	Finished

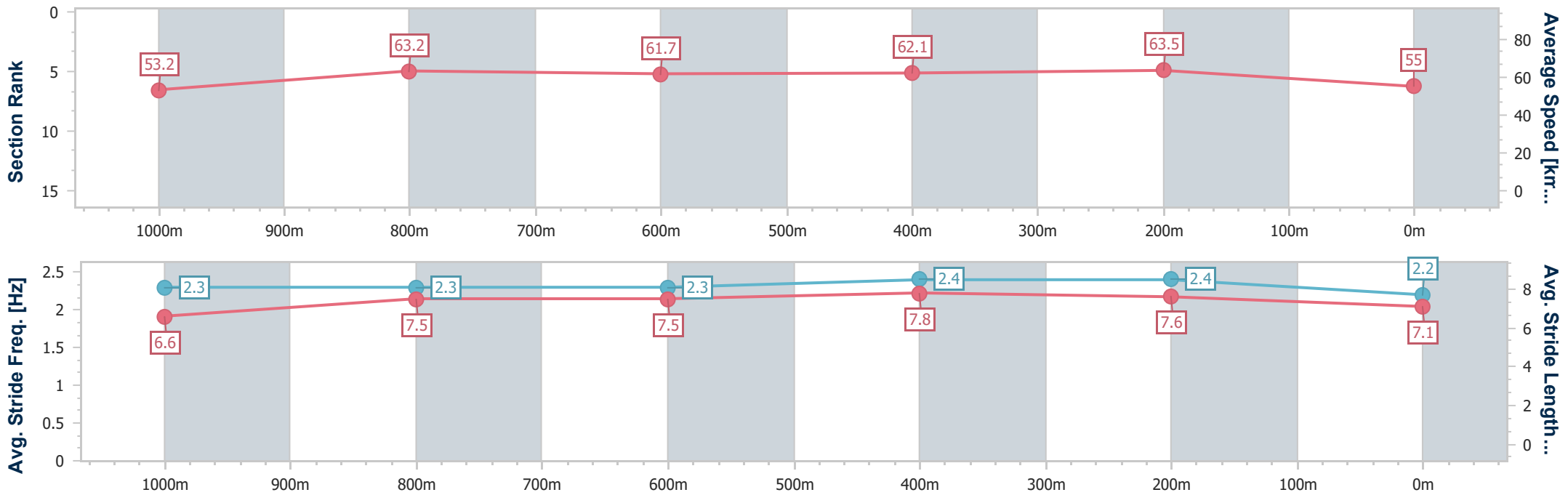


Eagle Farm QLD Professional  
 Race 9: XXXX BENCHMARK 90 Handicap - 1200m  
 20 January 2024 - 17:15  
 Track Rating: Soft 5, Weather: Overcast, Rail Position: +1m Entire



BRISBANE  
RACING CLUB

Section	Overall	1000m	800m	600m	400m	200m
Section Times	1:12.88 [9] (0:13.56)	0:59.32 [1] (0:11.54)	0:47.78 [2] (0:11.70)	0:36.08 [2] (0:11.67)	0:24.41 [1] (0:11.44)	0:12.97 [4] (0:12.97)
Average Speed [km/h]	53.2	63.2	61.7	62.1	63.5	55.0
Top Speed [km/h]	66.4	66.2	62.5	79.4	77.5	67.0
Avg. Dist. to Rail [m]	3.5	2.1	0.8	2.0	5.9	7.2
Avg. Stride Freq. [Hz]	2.3	2.3	2.3	2.4	2.4	2.2
Avg. Stride Length [m]	6.6	7.5	7.5	7.8	7.6	7.1



- [ ] Ranking at each section and finish
- .-.- No data available at this section
- NA No data available



Horse/Jockey Name	Axe
Final Rank	10
Fastest Section Time (Section)	0:11.27 (1000m)
Top Speed [km/h] (Section)	65.7 (Overall)
Race State	Finished

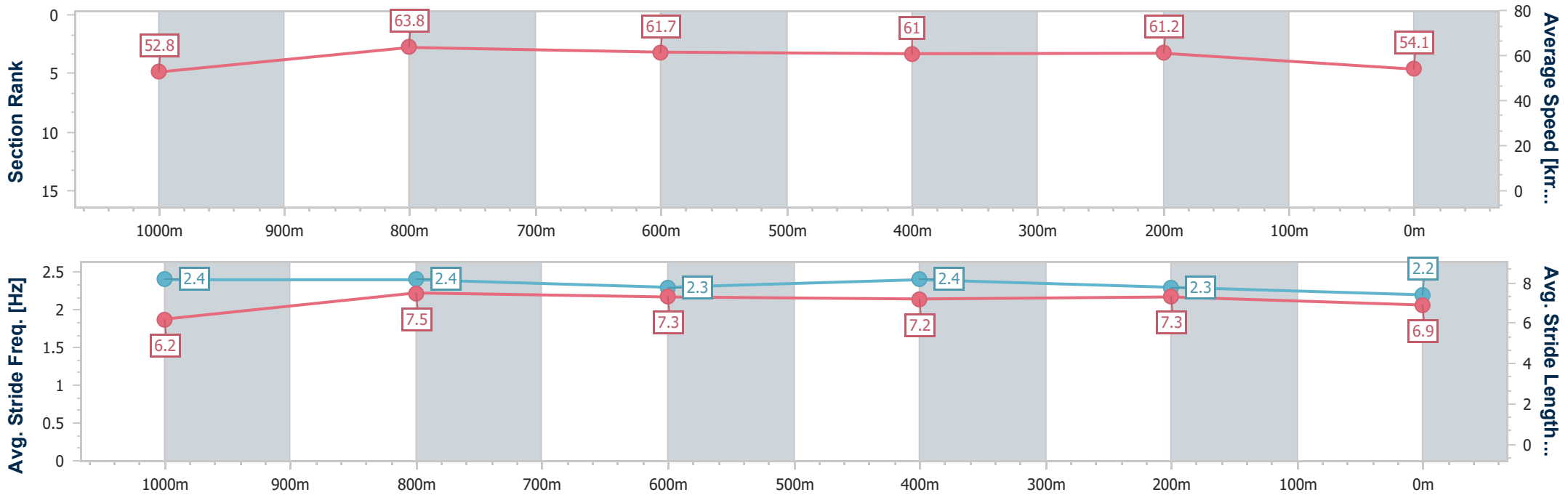


Eagle Farm QLD Professional  
 Race 9: XXXX BENCHMARK 90 Handicap - 1200m  
 20 January 2024 - 17:15  
 Track Rating: Soft 5, Weather: Overcast, Rail Position: +1m Entire



BRISBANE  
 RACING CLUB

Section	Overall	1000m	800m	600m	400m	200m
Section Times	1:13.62 [10] (0:13.66)	0:59.96 [2] (0:11.27)	0:48.69 [1] (0:11.76)	0:36.93 [1] (0:11.85)	0:25.08 [3] (0:11.78)	0:13.30 [8] (0:13.30)
Average Speed [km/h]	52.8	63.8	61.7	61.0	61.2	54.1
Top Speed [km/h]	65.7	64.8	62.9	62.8	62.7	58.6
Avg. Dist. to Rail [m]	0.8	0.2	1.4	1.4	4.4	3.5
Avg. Stride Freq. [Hz]	2.4	2.4	2.3	2.4	2.3	2.2
Avg. Stride Length [m]	6.2	7.5	7.3	7.2	7.3	6.9



- [ ] Ranking at each section and finish
- .-.- No data available at this section
- NA No data available



Horse/Jockey Name	Daytona Bay
Final Rank	2
Fastest Section Time (Section)	--:--
Top Speed [km/h] (Section)	--
Race State	DidNotTrack



Eagle Farm QLD Professional  
 Race 9: XXXX BENCHMARK 90 Handicap - 1200m  
 20 January 2024 - 17:15  
 Track Rating: Soft 5, Weather: Overcast, Rail Position: +1m Entire



BRISBANE  
RACING CLUB

Section	Overall	1000m	800m	600m	400m	200m							
Section Times	--:--	--:--	--:--	--:--	--:--	--:--							
Average Speed [km/h]	--	--	--	--	--	--							
Top Speed [km/h]	--	--	--	--	--	--							
Avg. Dist. to Rail [m]	--	--	--	--	--	--							
Avg. Stride Freq. [Hz]	--	--	--	--	--	--							
Avg. Stride Length [m]	--	--	--	--	--	--							

- [ ] Ranking at each section and finish
- :-- No data available at this section
- NA No data available