

Track Rating: Heavy 8, Weather: Fine, Rail Position: True

Section		Overall	1400m	1200m	1000m	800m	600m	400m	Last 600m				
Field Times		1:38.93 (0:13.35)	1:25.58 (0:11.54)	1:14.04 (0:11.75)	1:02.29 (0:12.22)	0:50.07 (0:12.79)	0:37.28 (0:12.57)	0:24.71 (0:12.32)	0:37.28				
Rank	TAB Horse/Jockey	Barrier	Top Speed [km/h]	Fastest Section									Distance Travelled [m]
1	2 CHANCE WITH WOLVES Casey Waddell	13	64.4 1400m	0:11.57 1400m	1:38.93 [1] (0:14.10)	1:24.83 [8] (0:11.57)	1:13.26 [8] (0:11.97)	1:01.29 [9] (0:12.29)	0:49.00 [9] (0:12.45)	0:36.55 [9] (0:12.38)	0:24.17 [8] (0:11.78)	0:36.55	
2	7 KERKORIAN Jake Bayliss	4	65.3 Overall	0:11.50 1400m	1:39.33 [2] (0:13.49)	1:25.84 [2] (0:11.50)	1:14.34 [3] (0:11.90)	1:02.44 [3] (0:12.22)	0:50.22 [2] (0:12.75)	0:37.47 [4] (0:12.50)	0:24.97 [3] (0:12.22)	0:37.47	-6
3	1 CALL ME HILTON Mark Du Plessis	5	64.2 1400m	0:11.50 1400m	1:39.71 [3] (0:13.98)	1:25.73 [7] (0:11.50)	1:14.23 [7] (0:11.88)	1:02.35 [7] (0:12.25)	0:50.10 [7] (0:12.51)	0:37.59 [7] (0:12.60)	0:24.99 [6] (0:12.25)	0:37.59	-3
4	6 ISOMETRIC Ben Thompson	14	66.6 Overall	0:11.27 1400m	1:39.78 [4] (0:13.71)	1:26.07 [5] (0:11.27)	1:14.80 [2] (0:11.66)	1:03.14 [1] (0:12.22)	0:50.92 [1] (0:12.84)	0:38.08 [2] (0:12.52)	0:25.56 [1] (0:12.38)	0:38.08	-6
5	8 MISTER HEMSWORTH James Orman	6	66.8 1400m	0:11.27 1400m	1:39.86 [5] (0:13.87)	1:25.99 [6] (0:11.27)	1:14.72 [5] (0:11.88)	1:02.84 [5] (0:12.17)	0:50.67 [4] (0:12.73)	0:37.94 [5] (0:12.65)	0:25.29 [5] (0:12.24)	0:37.94	+0
6	11 NO BETTER TIME Jasper Franklin	7	64.7 1400m	0:11.39 1400m	1:39.90 [6] (0:14.51)	1:25.39 [10] (0:11.39)	1:14.00 [9] (0:11.72)	1:02.28 [8] (0:12.23)	0:50.05 [8] (0:12.37)	0:37.68 [8] (0:12.57)	0:25.11 [9] (0:12.26)	0:37.68	-3
7	12 DELORME Robbie Dolan	8	63.4 1400m	0:11.74 1400m	1:40.07 [7] (0:14.31)	1:25.76 [9] (0:11.74)	1:14.02 [10] (0:11.85)	1:02.17 [10] (0:12.26)	0:49.91 [10] (0:12.34)	0:37.57 [10] (0:12.52)	0:25.05 [10] (0:12.04)	0:37.57	+3
8	3 DOUBLE QUICK Sophie Wilcock	12	64.8 Overall	0:11.45 1400m	1:40.14 [8] (0:13.69)	1:26.45 [4] (0:11.45)	1:15.00 [6] (0:11.80)	1:03.20 [4] (0:12.27)	0:50.93 [5] (0:12.58)	0:38.35 [3] (0:12.70)	0:25.65 [4] (0:12.36)	0:38.35	-3
9	9 MORGAN'S SMILE Trudy Thornton	3	64.4 Overall	0:11.50 1400m	1:41.10 [9] (0:13.64)	1:27.46 [3] (0:11.50)	1:15.96 [4] (0:11.89)	1:04.07 [6] (0:12.37)	0:51.70 [6] (0:12.63)	0:39.07 [6] (0:12.69)	0:26.38 [7] (0:12.58)	0:39.07	-1
10	14 THE GARF Emily Lang	11	64.2 1400m	0:11.58 1400m	1:41.24 [10] (0:14.80)	1:26.44 [11] (0:11.58)	1:14.86 [11] (0:11.88)	1:02.98 [11] (0:12.11)	0:50.87 [11] (0:12.24)	0:38.63 [11] (0:12.85)	0:25.78 [11] (0:12.52)	0:38.63	-3

Scratched: Irrigator (#5), My Spy (#10), Papal Miss (#13)



Sunshine Coast QLD Professional

Race 6: TENSENS Class 1 Plate - 1600m

19 January 2024 - 20:39



Track Rating: Heavy 8, Weather: Fine, Rail Position: True

Section	Overall	1400m	1200m	1000m	800m	600m	400m	Last 600m						
Field Times	1:38.93 (0:13.35)	1:25.58 (0:11.54)	1:14.04 (0:11.75)	1:02.29 (0:12.22)	0:50.07 (0:12.79)	0:37.28 (0:12.57)	0:24.71 (0:12.32)	0:37.28						
Rank	TAB	Horse/Jockey	Barrier	Top Speed [km/h]	Fastest Section	Distance Travelled [m]								
11	4	INSTANT RESPONSE	2	65.7	0:11.54	1:41.79 [11]	1:28.44 [1]	1:16.90 [1]	1:05.00 [2]	0:52.62 [3]	0:40.14 [1]	0:27.46 [2]	0:40.14	-10
		Luke Tarrant		Overall	1400m	(0:13.35)	(0:11.54)	(0:11.90)	(0:12.38)	(0:12.48)	(0:12.68)	(0:12.76)		

Scratched: Irrigator (#5), My Spy (#10), Papal Miss (#13)

[] Ranking at each section and finish
 -:-:- No data available at this section
 NA No data available

SCN Saddle cloth number
 DNF Did not finish
 DNT Did not track



Sunshine Coast QLD Professional

Race 6: TENSENS Class 1 Plate - 1600m

19 January 2024 - 20:39



Track Rating: Heavy 8, Weather: Fine, Rail Position: True

Section							200m			Last 600m
Field Times							0:12.39			0:37.28
							(0:12.39)			
Rank	TAB	Horse/Jockey	Barrier	Top Speed [km/h]	Fastest Section	Margin			Distance Travelled [m]	
1	2	CHANCE WITH WOLVES	13	64.4	0:11.57	0:12.39 [1]	1:38.93		0:36.55	
		Casey Waddell		1400m	1400m	(0:12.39)				
2	7	KERKORIAN	4	65.3	0:11.50	0:12.75 [2]	2.3L		0:37.47	
		Jake Bayliss		Overall	1400m	(0:12.75)			-6	
3	1	CALL ME HILTON	5	64.2	0:11.50	0:12.74 [6]	4.3L		0:37.59	
		Mark Du Plessis		1400m	1400m	(0:12.74)			-3	
4	6	ISOMETRIC	14	66.6	0:11.27	0:13.18 [3]	4.6L		0:38.08	
		Ben Thompson		Overall	1400m	(0:13.18)			-6	
5	8	MISTER HEMSWORTH	6	66.8	0:11.27	0:13.05 [4]	4.9L		0:37.94	
		James Orman		1400m	1400m	(0:13.05)			+0	
6	11	NO BETTER TIME	7	64.7	0:11.39	0:12.85 [7]	5.1L		0:37.68	
		Jasper Franklin		1400m	1400m	(0:12.85)			-3	
7	12	DELORME	8	63.4	0:11.74	0:13.01 [8]	6.1L		0:37.57	
		Robbie Dolan		1400m	1400m	(0:13.01)			+3	
8	3	DOUBLE QUICK	12	64.8	0:11.45	0:13.29 [5]	6.4L		0:38.35	
		Sophie Wilcock		Overall	1400m	(0:13.29)			-3	
9	9	MORGAN'S SMILE	3	64.4	0:11.50	0:13.80 [10]	11.9L		0:39.07	
		Trudy Thornton		Overall	1400m	(0:13.80)			-1	
10	14	THE GARF	11	64.2	0:11.58	0:13.26 [11]	12.7L		0:38.63	
		Emily Lang		1400m	1400m	(0:13.26)			-3	

Scratched: Irrigator (#5), My Spy (#10), Papal Miss (#13)

[] Ranking at each section and finish
 -:-:- No data available at this section
 NA No data available

SCN Saddle cloth number
 DNF Did not finish
 DNT Did not track



Sunshine Coast QLD Professional

Race 6: TENSENS Class 1 Plate - 1600m

19 January 2024 - 20:39



Track Rating: Heavy 8, Weather: Fine, Rail Position: True

Section		200m		Last 600m		
Field Times		0:12.39 (0:12.39)		0:37.28		
Rank	TAB Horse/Jockey	Barrier	Top Speed [km/h]	Fastest Section	Margin	Distance Travelled [m]
11	4 INSTANT RESPONSE	2	65.7	0:11.54	0:14.70 [9]	16L
	Luke Tarrant		Overall	1400m	(0:14.70)	
						0:40.14 -10

Scratched: Irrigator (#5), My Spy (#10), Papal Miss (#13)

[] Ranking at each section and finish
 -:-:- No data available at this section
 NA No data available

SCN Saddle cloth number
 DNF Did not finish
 DNT Did not track



Horse/Jockey Name	Chance With Wolves
Final Rank	1
Fastest Section Time (Section)	0:11.57 (1400m)
Top Speed [km/h] (Section)	64.4 (1400m)
Race State	Finished



Sunshine Coast QLD Professional

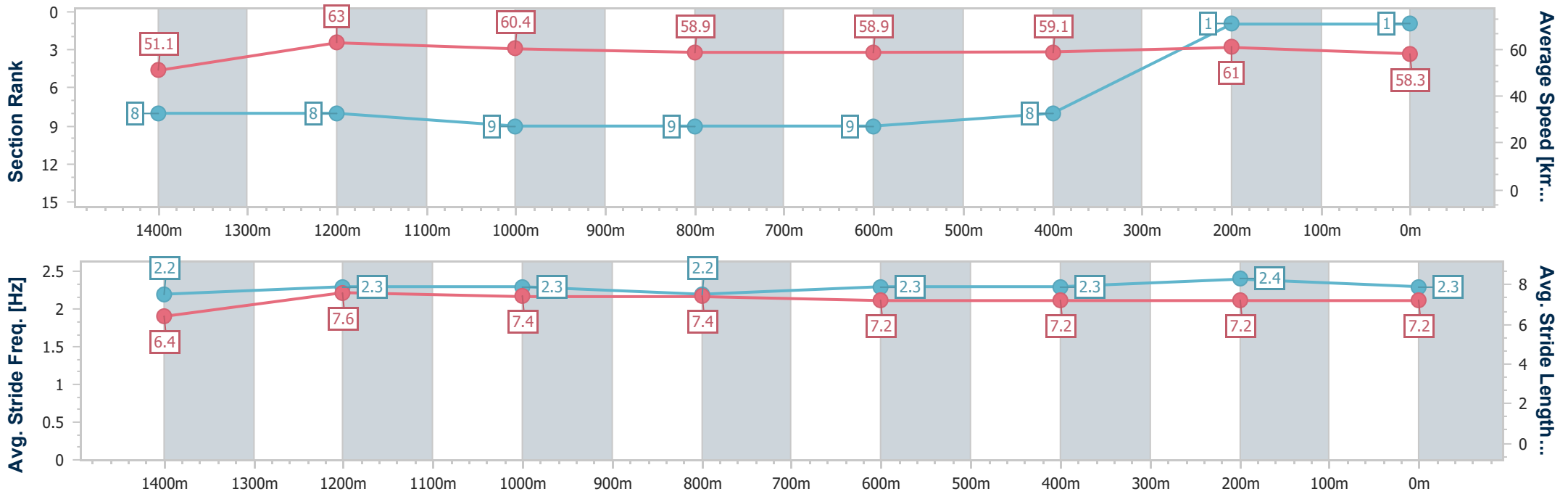
Race 6: TENSENS Class 1 Plate - 1600m

19 January 2024 - 20:39



Track Rating: Heavy 8, Weather: Fine, Rail Position: True

Section	Overall	1400m	1200m	1000m	800m	600m	400m	200m
Section Times	1:38.93 [1] (0:14.10)	1:24.83 [8] (0:11.57)	1:13.26 [8] (0:11.97)	1:01.29 [9] (0:12.29)	0:49.00 [9] (0:12.45)	0:36.55 [9] (0:12.38)	0:24.17 [8] (0:11.78)	0:12.39 [1] (0:12.39)
Average Speed [km/h]	51.1	63.0	60.4	58.9	58.9	59.1	61.0	58.3
Top Speed [km/h]	61.8	64.4	62.4	60.5	60.1	60.1	62.1	60.9
Avg. Dist. to Rail [m]	11.7	4.5	4.3	3.8	2.9	2.4	9.0	10.5
Avg. Stride Freq. [Hz]	2.2	2.3	2.3	2.2	2.3	2.3	2.4	2.3
Avg. Stride Length [m]	6.4	7.6	7.4	7.4	7.2	7.2	7.2	7.2



- [] Ranking at each section and finish
- .-.- No data available at this section
- NA No data available



Horse/Jockey Name	Kerkorian
Final Rank	2
Fastest Section Time (Section)	0:11.50 (1400m)
Top Speed [km/h] (Section)	65.3 (Overall)
Race State	Finished



Sunshine Coast QLD Professional

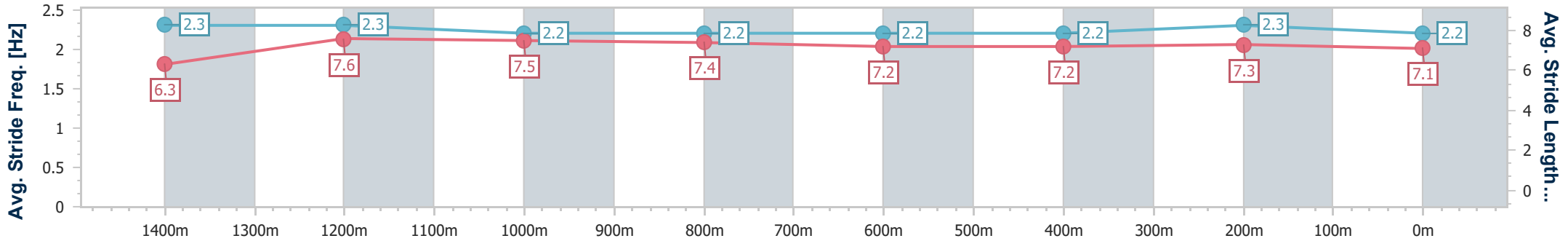
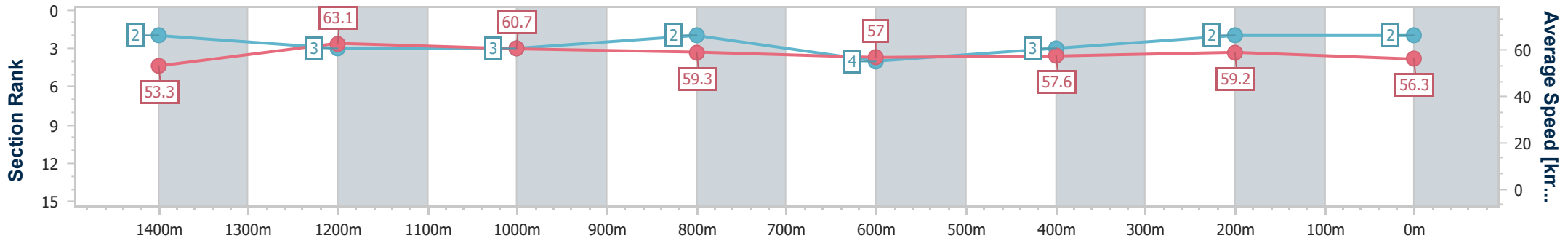
Race 6: TENSENS Class 1 Plate - 1600m

19 January 2024 - 20:39

Track Rating: Heavy 8, Weather: Fine, Rail Position: True



Section	Overall	1400m	1200m	1000m	800m	600m	400m	200m
Section Times	1:39.33 [2] (0:13.49)	1:25.84 [2] (0:11.50)	1:14.34 [3] (0:11.90)	1:02.44 [3] (0:12.22)	0:50.22 [2] (0:12.75)	0:37.47 [4] (0:12.50)	0:24.97 [3] (0:12.22)	0:12.75 [2] (0:12.75)
Average Speed [km/h]	53.3	63.1	60.7	59.3	57.0	57.6	59.2	56.3
Top Speed [km/h]	65.3	64.3	62.7	59.9	58.7	58.4	59.4	58.9
Avg. Dist. to Rail [m]	7.1	4.0	3.4	3.2	1.6	0.3	5.3	7.6
Avg. Stride Freq. [Hz]	2.3	2.3	2.2	2.2	2.2	2.2	2.3	2.2
Avg. Stride Length [m]	6.3	7.6	7.5	7.4	7.2	7.2	7.3	7.1



- [] Ranking at each section and finish
- .-.- No data available at this section
- NA No data available



Horse/Jockey Name	Call Me Hilton
Final Rank	3
Fastest Section Time (Section)	0:11.50 (1400m)
Top Speed [km/h] (Section)	64.2 (1400m)
Race State	Finished



Sunshine Coast QLD Professional

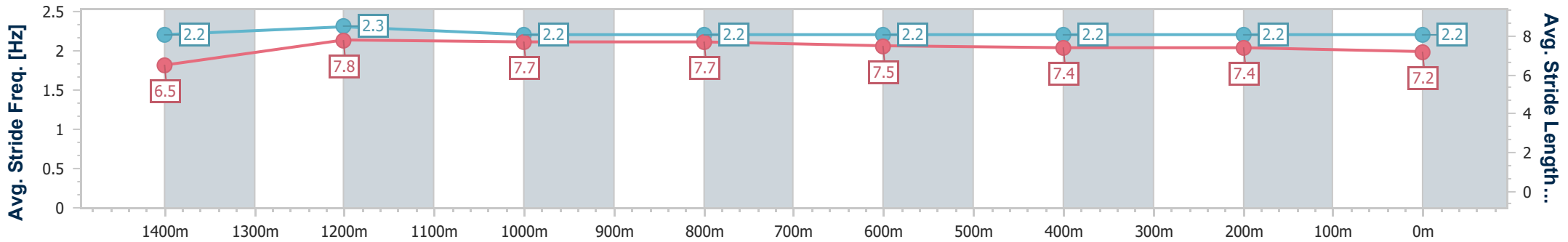
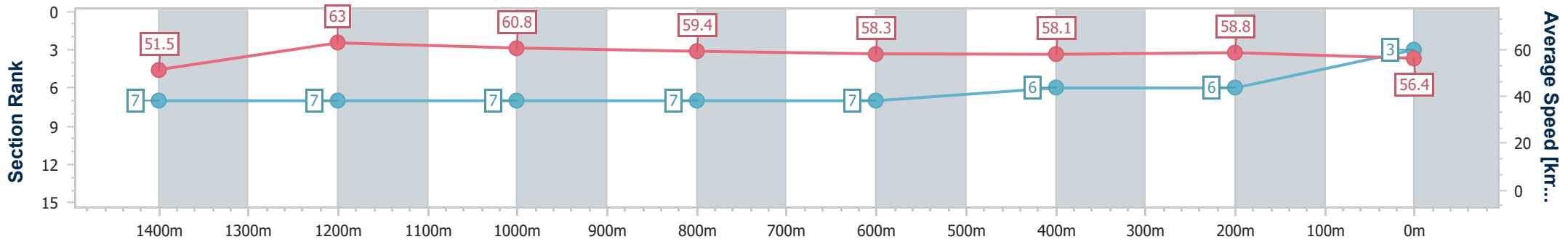
Race 6: TENSENS Class 1 Plate - 1600m

19 January 2024 - 20:39

Track Rating: Heavy 8, Weather: Fine, Rail Position: True



Section	Overall	1400m	1200m	1000m	800m	600m	400m	200m
Section Times	1:39.71 [3] (0:13.98)	1:25.73 [7] (0:11.50)	1:14.23 [7] (0:11.88)	1:02.35 [7] (0:12.25)	0:50.10 [7] (0:12.51)	0:37.59 [7] (0:12.60)	0:24.99 [6] (0:12.25)	0:12.74 [6] (0:12.74)
Average Speed [km/h]	51.5	63.0	60.8	59.4	58.3	58.1	58.8	56.4
Top Speed [km/h]	63.2	64.2	62.1	60.6	59.6	59.0	59.6	59.2
Avg. Dist. to Rail [m]	7.1	3.3	3.8	3.6	2.4	2.8	8.2	9.0
Avg. Stride Freq. [Hz]	2.2	2.3	2.2	2.2	2.2	2.2	2.2	2.2
Avg. Stride Length [m]	6.5	7.8	7.7	7.7	7.5	7.4	7.4	7.2



- [] Ranking at each section and finish
- .-.- No data available at this section
- NA No data available



Horse/Jockey Name	Isometric
Final Rank	4
Fastest Section Time (Section)	0:11.27 (1400m)
Top Speed [km/h] (Section)	66.6 (Overall)
Race State	Finished



Sunshine Coast QLD Professional

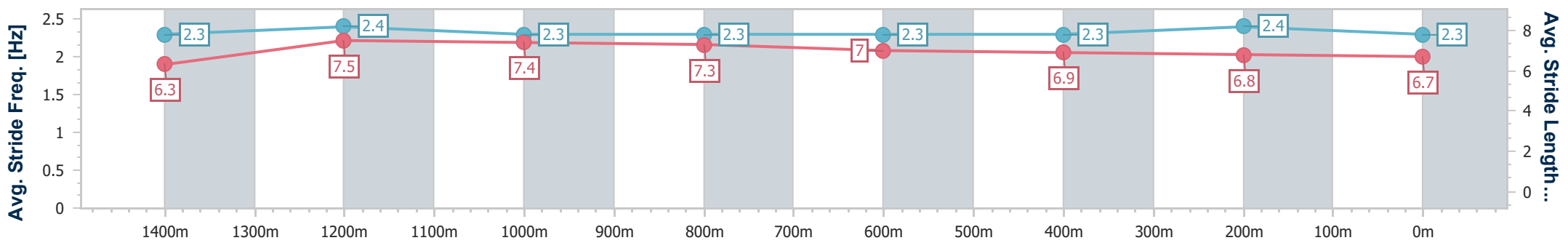
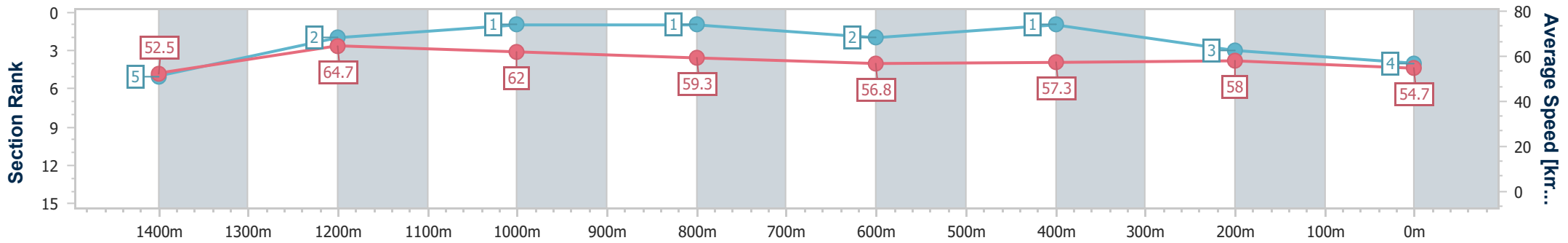
Race 6: TENSENS Class 1 Plate - 1600m

19 January 2024 - 20:39



Track Rating: Heavy 8, Weather: Fine, Rail Position: True

Section	Overall	1400m	1200m	1000m	800m	600m	400m	200m
Section Times	1:39.78 [4] (0:13.71)	1:26.07 [5] (0:11.27)	1:14.80 [2] (0:11.66)	1:03.14 [1] (0:12.22)	0:50.92 [1] (0:12.84)	0:38.08 [2] (0:12.52)	0:25.56 [1] (0:12.38)	0:13.18 [3] (0:13.18)
Average Speed [km/h]	52.5	64.7	62.0	59.3	56.8	57.3	58.0	54.7
Top Speed [km/h]	66.6	66.3	63.9	60.7	57.5	59.2	59.3	57.1
Avg. Dist. to Rail [m]	12.4	4.5	4.2	3.0	1.9	0.6	3.2	3.2
Avg. Stride Freq. [Hz]	2.3	2.4	2.3	2.3	2.3	2.3	2.4	2.3
Avg. Stride Length [m]	6.3	7.5	7.4	7.3	7.0	6.9	6.8	6.7



- [] Ranking at each section and finish
- .-.- No data available at this section
- NA No data available



Horse/Jockey Name	Mister Hemsworth
Final Rank	5
Fastest Section Time (Section)	0:11.27 (1400m)
Top Speed [km/h] (Section)	66.8 (1400m)
Race State	Finished



Sunshine Coast QLD Professional

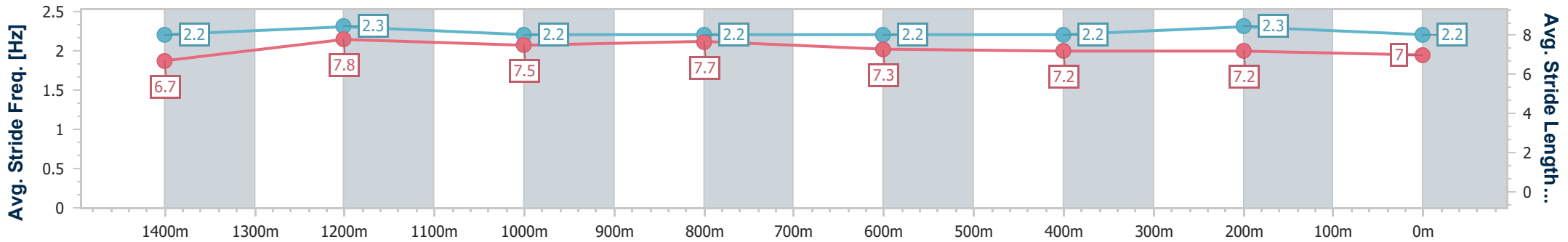
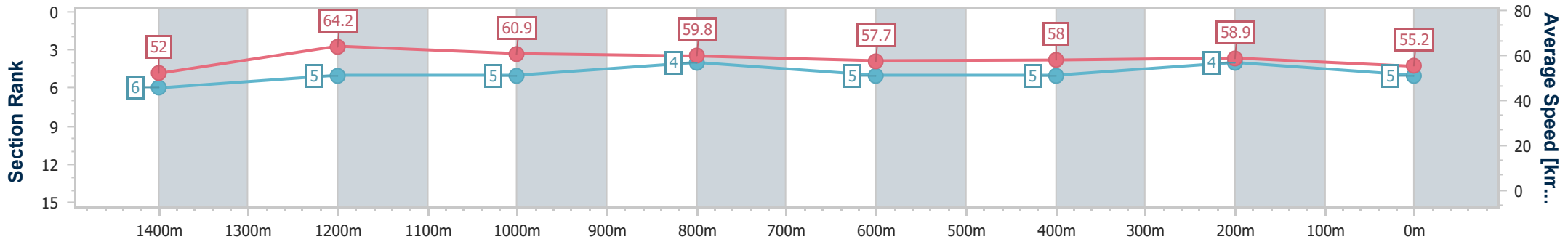
Race 6: TENSENS Class 1 Plate - 1600m

19 January 2024 - 20:39

Track Rating: Heavy 8, Weather: Fine, Rail Position: True



Section	Overall	1400m	1200m	1000m	800m	600m	400m	200m
Section Times	1:39.86 [5] (0:13.87)	1:25.99 [6] (0:11.27)	1:14.72 [5] (0:11.88)	1:02.84 [5] (0:12.17)	0:50.67 [4] (0:12.73)	0:37.94 [5] (0:12.65)	0:25.29 [5] (0:12.24)	0:13.05 [4] (0:13.05)
Average Speed [km/h]	52.0	64.2	60.9	59.8	57.7	58.0	58.9	55.2
Top Speed [km/h]	66.8	66.8	62.6	60.9	58.9	60.4	60.5	57.7
Avg. Dist. to Rail [m]	7.7	3.1	4.9	4.3	3.6	2.8	5.9	5.1
Avg. Stride Freq. [Hz]	2.2	2.3	2.2	2.2	2.2	2.2	2.3	2.2
Avg. Stride Length [m]	6.7	7.8	7.5	7.7	7.3	7.2	7.2	7.0



- [] Ranking at each section and finish
- .-.- No data available at this section
- NA No data available



Horse/Jockey Name	No Better Time
Final Rank	6
Fastest Section Time (Section)	0:11.39 (1400m)
Top Speed [km/h] (Section)	64.7 (1400m)
Race State	Finished



Sunshine Coast QLD Professional

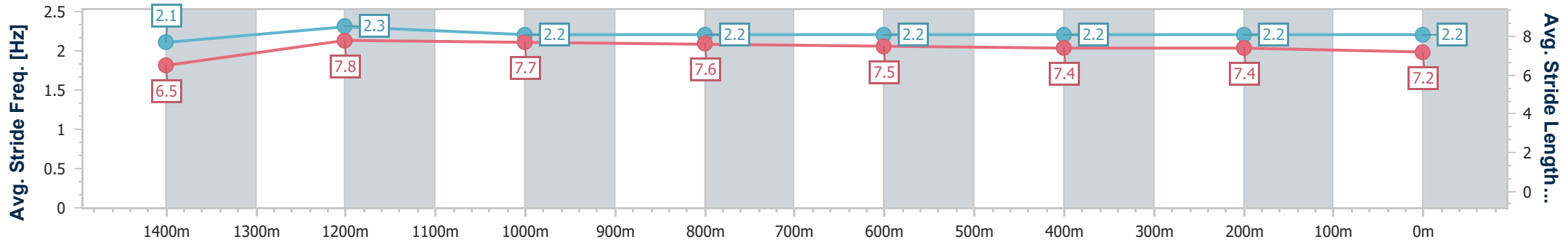
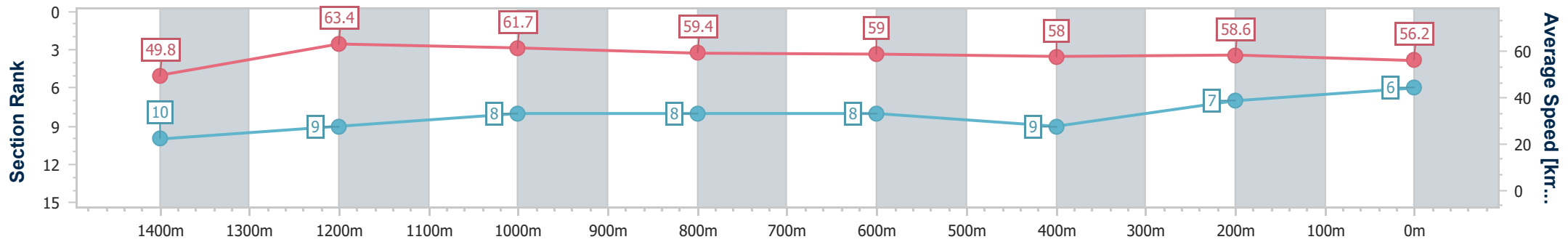
Race 6: TENSENS Class 1 Plate - 1600m

19 January 2024 - 20:39



Track Rating: Heavy 8, Weather: Fine, Rail Position: True

Section	Overall	1400m	1200m	1000m	800m	600m	400m	200m
Section Times	1:39.90 [6] (0:14.51)	1:25.39 [10] (0:11.39)	1:14.00 [9] (0:11.72)	1:02.28 [8] (0:12.23)	0:50.05 [8] (0:12.37)	0:37.68 [8] (0:12.57)	0:25.11 [9] (0:12.26)	0:12.85 [7] (0:12.85)
Average Speed [km/h]	49.8	63.4	61.7	59.4	59.0	58.0	58.6	56.2
Top Speed [km/h]	64.4	64.7	62.9	61.4	60.5	59.7	60.5	59.0
Avg. Dist. to Rail [m]	7.8	1.4	3.3	3.3	2.6	2.0	6.7	7.3
Avg. Stride Freq. [Hz]	2.1	2.3	2.2	2.2	2.2	2.2	2.2	2.2
Avg. Stride Length [m]	6.5	7.8	7.7	7.6	7.5	7.4	7.4	7.2



- [] Ranking at each section and finish
- .-.- No data available at this section
- NA No data available



Horse/Jockey Name	Delorme
Final Rank	7
Fastest Section Time (Section)	0:11.74 (1400m)
Top Speed [km/h] (Section)	63.4 (1400m)
Race State	Finished



Sunshine Coast QLD Professional

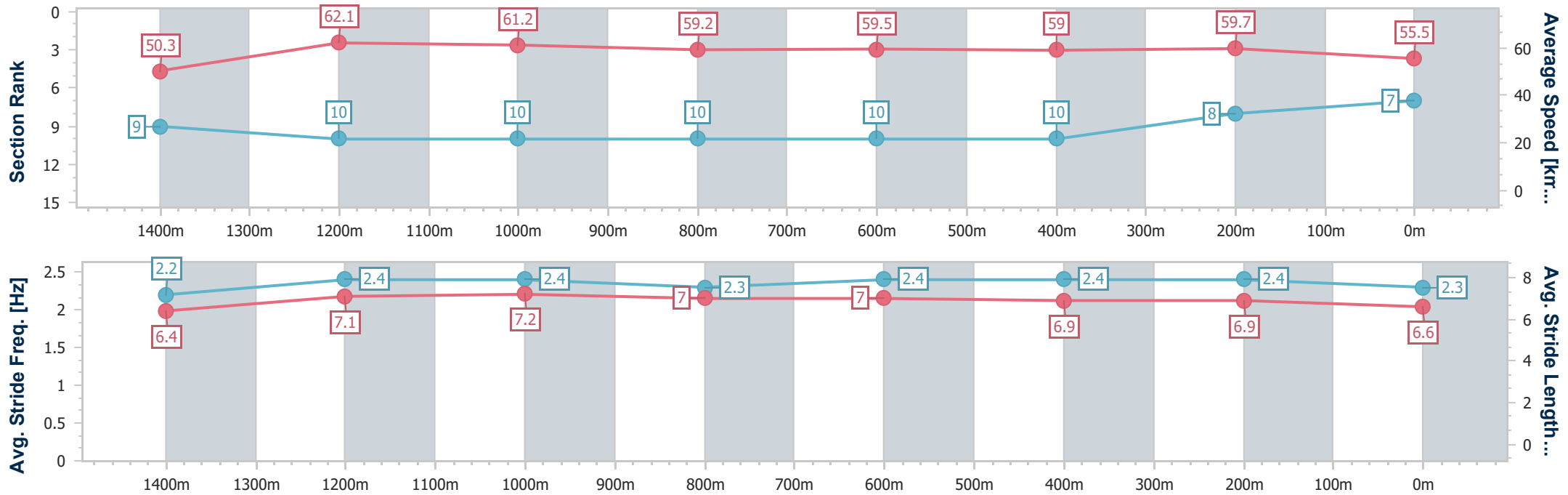
Race 6: TENSENS Class 1 Plate - 1600m

19 January 2024 - 20:39



Track Rating: Heavy 8, Weather: Fine, Rail Position: True

Section	Overall	1400m	1200m	1000m	800m	600m	400m	200m
Section Times	1:40.07 [7] (0:14.31)	1:25.76 [9] (0:11.74)	1:14.02 [10] (0:11.85)	1:02.17 [10] (0:12.26)	0:49.91 [10] (0:12.34)	0:37.57 [10] (0:12.52)	0:25.05 [10] (0:12.04)	0:13.01 [8] (0:13.01)
Average Speed [km/h]	50.3	62.1	61.2	59.2	59.5	59.0	59.7	55.5
Top Speed [km/h]	62.5	63.4	62.6	61.3	61.2	60.4	60.9	59.1
Avg. Dist. to Rail [m]	11.3	7.2	5.0	4.0	3.3	3.9	8.2	8.5
Avg. Stride Freq. [Hz]	2.2	2.4	2.4	2.3	2.4	2.4	2.4	2.3
Avg. Stride Length [m]	6.4	7.1	7.2	7.0	7.0	6.9	6.9	6.6



- [] Ranking at each section and finish
- .-.- No data available at this section
- NA No data available



Horse/Jockey Name	Double Quick
Final Rank	8
Fastest Section Time (Section)	0:11.45 (1400m)
Top Speed [km/h] (Section)	64.8 (Overall)
Race State	Finished



Sunshine Coast QLD Professional

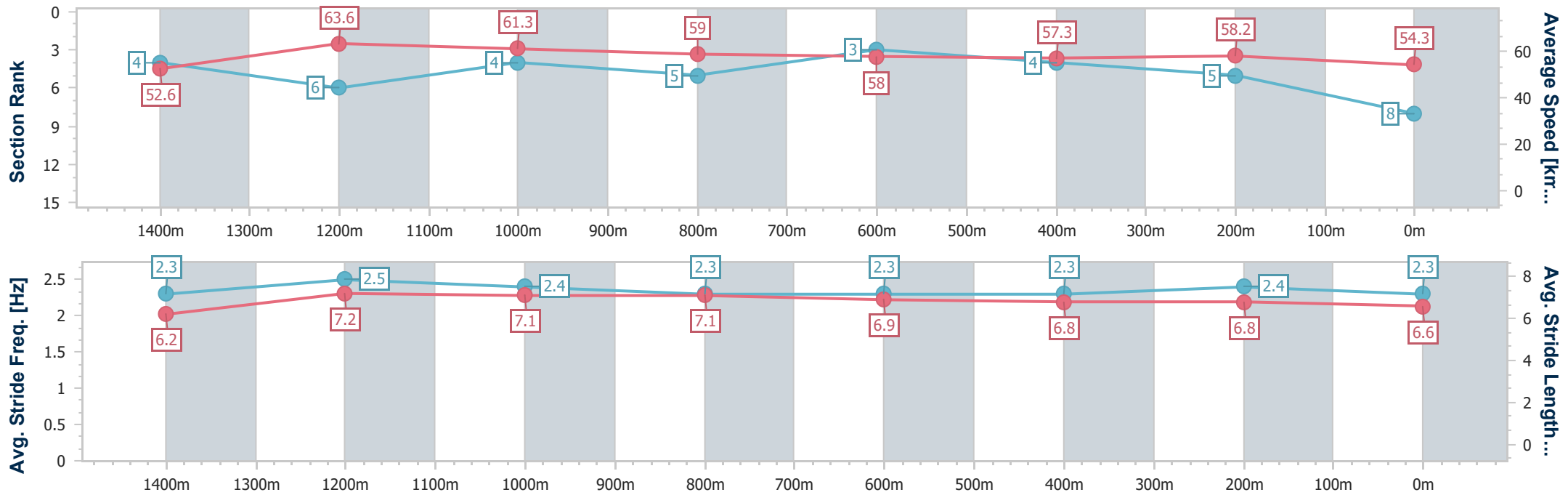
Race 6: TENSENS Class 1 Plate - 1600m

19 January 2024 - 20:39



Track Rating: Heavy 8, Weather: Fine, Rail Position: True

Section	Overall	1400m	1200m	1000m	800m	600m	400m	200m
Section Times	1:40.14 [8] (0:13.69)	1:26.45 [4] (0:11.45)	1:15.00 [6] (0:11.80)	1:03.20 [4] (0:12.27)	0:50.93 [5] (0:12.58)	0:38.35 [3] (0:12.70)	0:25.65 [4] (0:12.36)	0:13.29 [5] (0:13.29)
Average Speed [km/h]	52.6	63.6	61.3	59.0	58.0	57.3	58.2	54.3
Top Speed [km/h]	64.8	64.3	63.0	60.1	59.5	59.3	59.8	57.5
Avg. Dist. to Rail [m]	11.0	4.2	4.0	3.5	2.2	1.8	7.3	8.8
Avg. Stride Freq. [Hz]	2.3	2.5	2.4	2.3	2.3	2.3	2.4	2.3
Avg. Stride Length [m]	6.2	7.2	7.1	7.1	6.9	6.8	6.8	6.6



- [] Ranking at each section and finish
- .-.- No data available at this section
- NA No data available



Horse/Jockey Name	Morgan's Smile
Final Rank	9
Fastest Section Time (Section)	0:11.50 (1400m)
Top Speed [km/h] (Section)	64.4 (Overall)
Race State	Finished



Sunshine Coast QLD Professional

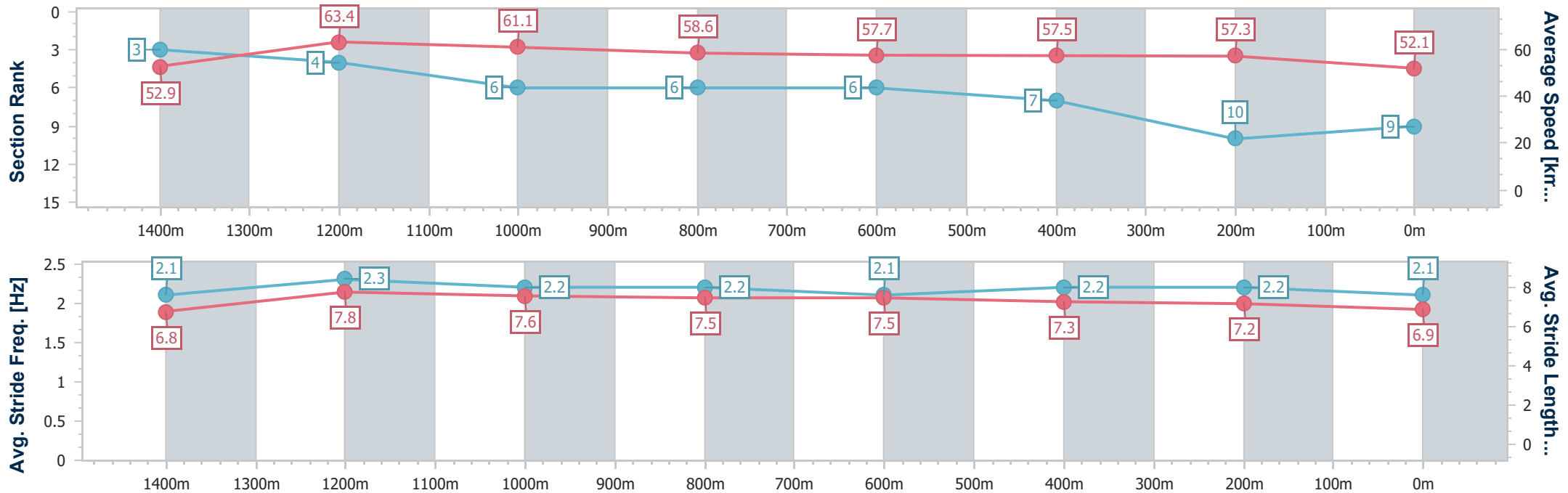
Race 6: TENSENS Class 1 Plate - 1600m

19 January 2024 - 20:39



Track Rating: Heavy 8, Weather: Fine, Rail Position: True

Section	Overall	1400m	1200m	1000m	800m	600m	400m	200m
Section Times	1:41.10 [9] (0:13.64)	1:27.46 [3] (0:11.50)	1:15.96 [4] (0:11.89)	1:04.07 [6] (0:12.37)	0:51.70 [6] (0:12.63)	0:39.07 [6] (0:12.69)	0:26.38 [7] (0:12.58)	0:13.80 [10] (0:13.80)
Average Speed [km/h]	52.9	63.4	61.1	58.6	57.7	57.5	57.3	52.1
Top Speed [km/h]	64.4	64.2	62.6	59.6	58.7	58.7	58.8	55.8
Avg. Dist. to Rail [m]	6.2	5.0	6.6	4.8	2.5	2.0	4.0	3.4
Avg. Stride Freq. [Hz]	2.1	2.3	2.2	2.2	2.1	2.2	2.2	2.1
Avg. Stride Length [m]	6.8	7.8	7.6	7.5	7.5	7.3	7.2	6.9



- [] Ranking at each section and finish
- .-.- No data available at this section
- NA No data available



Horse/Jockey Name	The Garf
Final Rank	10
Fastest Section Time (Section)	0:11.58 (1400m)
Top Speed [km/h] (Section)	64.2 (1400m)
Race State	Finished



Sunshine Coast QLD Professional

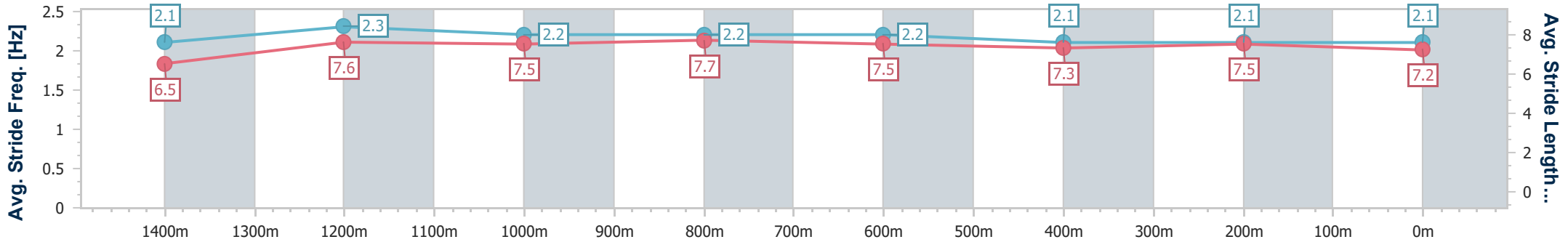
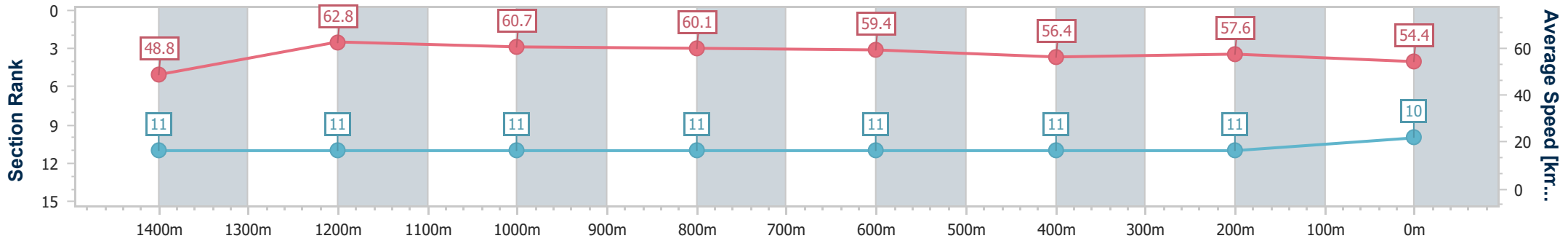
Race 6: TENSENS Class 1 Plate - 1600m

19 January 2024 - 20:39



Track Rating: Heavy 8, Weather: Fine, Rail Position: True

Section	Overall	1400m	1200m	1000m	800m	600m	400m	200m
Section Times	1:41.24 [10] (0:14.80)	1:26.44 [11] (0:11.58)	1:14.86 [11] (0:11.88)	1:02.98 [11] (0:12.11)	0:50.87 [11] (0:12.24)	0:38.63 [11] (0:12.85)	0:25.78 [11] (0:12.52)	0:13.26 [11] (0:13.26)
Average Speed [km/h]	48.8	62.8	60.7	60.1	59.4	56.4	57.6	54.4
Top Speed [km/h]	61.7	64.2	63.1	61.1	60.4	57.6	58.6	57.0
Avg. Dist. to Rail [m]	10.2	4.3	4.4	4.0	2.1	1.2	5.5	7.9
Avg. Stride Freq. [Hz]	2.1	2.3	2.2	2.2	2.2	2.1	2.1	2.1
Avg. Stride Length [m]	6.5	7.6	7.5	7.7	7.5	7.3	7.5	7.2



- [] Ranking at each section and finish
- .-.- No data available at this section
- NA No data available



Horse/Jockey Name	Instant Response
Final Rank	11
Fastest Section Time (Section)	0:11.54 (1400m)
Top Speed [km/h] (Section)	65.7 (Overall)
Race State	Finished



Sunshine Coast QLD Professional

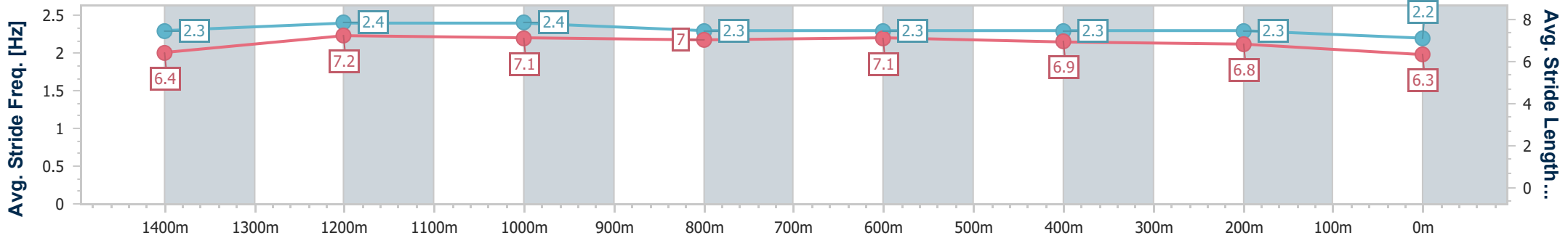
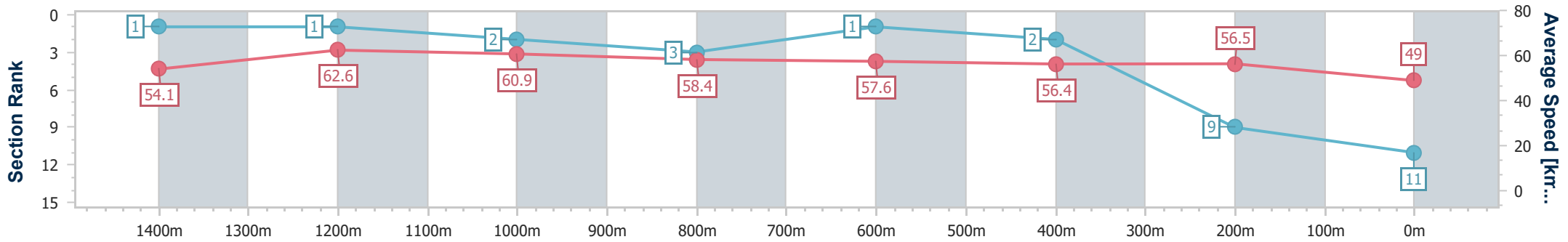
Race 6: TENSENS Class 1 Plate - 1600m

19 January 2024 - 20:39

Track Rating: Heavy 8, Weather: Fine, Rail Position: True



Section	Overall	1400m	1200m	1000m	800m	600m	400m	200m
Section Times	1:41.79 [11] (0:13.35)	1:28.44 [1] (0:11.54)	1:16.90 [1] (0:11.90)	1:05.00 [2] (0:12.38)	0:52.62 [3] (0:12.48)	0:40.14 [1] (0:12.68)	0:27.46 [2] (0:12.76)	0:14.70 [9] (0:14.70)
Average Speed [km/h]	54.1	62.6	60.9	58.4	57.6	56.4	56.5	49.0
Top Speed [km/h]	65.7	65.6	62.8	59.7	58.2	57.6	58.0	54.1
Avg. Dist. to Rail [m]	4.2	3.5	3.6	2.6	2.0	1.3	3.8	5.2
Avg. Stride Freq. [Hz]	2.3	2.4	2.4	2.3	2.3	2.3	2.3	2.2
Avg. Stride Length [m]	6.4	7.2	7.1	7.0	7.1	6.9	6.8	6.3



- [] Ranking at each section and finish
- .-.- No data available at this section
- NA No data available