



Doomben QLD Professional

Race 8: GALLOPERS SPORTS CLUB BENCHMARK 65 Handicap - 2050m

17 January 2024 - 17:46



BRISBANE
RACING CLUB

Track Rating: Soft 7, Weather: Overcast, Rail Position: +7.5 Entire

Section		Overall	1800m	1600m	1400m	1200m	1000m	800m	Last 600m				
Field Times		2:07.90 (0:16.73)	1:51.17 (0:11.55)	1:39.62 (0:12.14)	1:27.48 (0:12.43)	1:15.05 (0:12.37)	1:02.68 (0:12.78)	0:49.90 (0:12.89)	0:37.01				
Rank	TAB Horse/Jockey	Barrier	Top Speed [km/h]	Fastest Section									Distance Travelled [m]
1	13 ARTFUL GIRL Martin Harley	18	64.9	0:11.74	2:07.90 [1] (0:17.71)	1:50.19 [10] (0:11.74)	1:38.45 [10] (0:12.10)	1:26.35 [10] (0:12.47)	1:13.88 [10] (0:12.18)	1:01.70 [10] (0:12.80)	0:48.90 [11] (0:12.68)	0:36.22	
2	3 DEMARCAY James Orman	1	65.2	0:11.61	2:08.23 [2] (0:17.03)	1:51.20 [6] (0:11.61)	1:39.59 [5] (0:12.13)	1:27.46 [5] (0:12.24)	1:15.22 [4] (0:12.37)	1:02.85 [3] (0:12.80)	0:50.05 [3] (0:12.93)	0:37.12	-1
3	1 UNCOMMON VALOUR Tahlia Fenlon	13	64.2	0:11.74	2:08.67 [3] (0:18.02)	1:50.65 [12] (0:11.74)	1:38.91 [11] (0:12.05)	1:26.86 [11] (0:12.40)	1:14.46 [12] (0:12.21)	1:02.25 [11] (0:12.45)	0:49.80 [10] (0:12.88)	0:36.92	+7
4	6 KNEZE Paul Hamblin	2	64.6	0:11.78	2:09.09 [4] (0:17.12)	1:51.97 [7] (0:11.78)	1:40.19 [7] (0:12.15)	1:28.04 [8] (0:12.46)	1:15.58 [8] (0:12.30)	1:03.28 [8] (0:12.79)	0:50.49 [8] (0:12.90)	0:37.59	+1
5	16 JERONIMOS Michael Rodd	10	63.0	0:11.96	2:09.52 [5] (0:17.82)	1:51.70 [11] (0:11.96)	1:39.74 [12] (0:12.24)	1:27.50 [12] (0:12.02)	1:15.48 [11] (0:12.41)	1:03.07 [12] (0:12.67)	0:50.40 [12] (0:12.89)	0:37.51	-3
6	18 KINGSTAR BULLET Sean Cormack	5	64.9	0:11.71	2:09.65 [6] (0:17.23)	1:52.42 [9] (0:11.71)	1:40.71 [8] (0:12.11)	1:28.60 [7] (0:12.33)	1:16.27 [7] (0:12.31)	1:03.96 [7] (0:12.80)	0:51.16 [6] (0:12.82)	0:38.34	+7
7	15 NIPPA'S NIGHTCAP Jake Bayliss	9	64.3	0:11.83	2:09.77 [7] (0:17.22)	1:52.55 [8] (0:11.83)	1:40.72 [9] (0:12.25)	1:28.47 [9] (0:12.42)	1:16.05 [9] (0:12.23)	1:03.82 [9] (0:12.83)	0:50.99 [9] (0:12.97)	0:38.02	+9
8	14 STAR SEEKER Rikki Jamieson	3	66.0	0:11.55	2:10.02 [8] (0:16.73)	1:53.29 [1] (0:11.55)	1:41.74 [1] (0:12.14)	1:29.60 [1] (0:12.43)	1:17.17 [1] (0:12.37)	1:04.80 [1] (0:12.78)	0:52.02 [1] (0:12.89)	0:39.13	+2
9	7 VAN GOGH Melea Castle	8	66.5	0:11.62	2:10.64 [9] (0:16.94)	1:53.70 [4] (0:11.62)	1:42.08 [4] (0:12.01)	1:30.07 [3] (0:12.40)	1:17.67 [3] (0:12.31)	1:05.36 [2] (0:12.81)	0:52.55 [2] (0:13.03)	0:39.52	+8
10	12 SHEZADANDI Andrew Mallyon	6	65.7	0:11.73	2:10.71 [10] (0:16.95)	1:53.76 [5] (0:11.73)	1:42.03 [6] (0:12.10)	1:29.93 [6] (0:12.44)	1:17.49 [6] (0:12.31)	1:05.18 [5] (0:12.72)	0:52.46 [4] (0:12.95)	0:39.51	+4

Scratched: Yangari (#2), Royal Rift (#4), Twice On Sunday (#8), Amalgamation (#9), Delorme (#19), Irish Exchange (#17), Harold The Great (#5)

[] Ranking at each section and finish
 -:-:- No data available at this section
 NA No data available

SCN Saddle cloth number
 DNF Did not finish
 DNT Did not track



Doomben QLD Professional

Race 8: GALLOPERS SPORTS CLUB BENCHMARK 65 Handicap - 2050m

17 January 2024 - 17:46



BRISBANE
RACING CLUB

Track Rating: Soft 7, Weather: Overcast, Rail Position: +7.5 Entire

Section	Overall	1800m	1600m	1400m	1200m	1000m	800m	Last 600m
Field Times	2:07.90 (0:16.73)	1:51.17 (0:11.55)	1:39.62 (0:12.14)	1:27.48 (0:12.43)	1:15.05 (0:12.37)	1:02.68 (0:12.78)	0:49.90 (0:12.89)	0:37.01

Rank	TAB	Horse/Jockey	Barrier	Top Speed [km/h]	Fastest Section	Overall	1800m	1600m	1400m	1200m	1000m	800m	Last 600m	Distance Travelled [m]
11	11	GOOGAZ	19	65.9	0:11.70	2:12.57 [11]	1:55.73 [3]	1:44.03 [2]	1:31.93 [4]	1:19.43 [5]	1:07.03 [6]	0:54.07 [7]	0:40.98	+15
		Angela Jones		Overall	1800m	(0:16.84)	(0:11.70)	(0:12.10)	(0:12.50)	(0:12.40)	(0:12.96)	(0:13.09)		
12	10	FOXY FRAULIEN	11	66.8	0:11.72	2:16.94 [12]	2:00.11 [2]	1:48.39 [3]	1:36.40 [2]	1:23.99 [2]	1:11.55 [4]	0:58.67 [5]	0:45.36	+11
		Casey Waddell		Overall	1800m	(0:16.83)	(0:11.72)	(0:11.99)	(0:12.41)	(0:12.44)	(0:12.88)	(0:13.31)		

Scratched: Yangari (#2), Royal Rift (#4), Twice On Sunday (#8), Amalgamation (#9), Delorme (#19), Irish Exchange (#17), Harold The Great (#5)

[] Ranking at each section and finish
 -:-:-:- No data available at this section
 NA No data available

SCN Saddle cloth number
 DNF Did not finish
 DNT Did not track



Doomben QLD Professional

Race 8: GALLOPERS SPORTS CLUB BENCHMARK 65 Handicap - 2050m

17 January 2024 - 17:46



BRISBANE
RACING CLUB

Track Rating: Soft 7, Weather: Overcast, Rail Position: +7.5 Entire

Section				600m	400m	200m			Last 600m	
Field Times				0:37.01 (0:12.63)	0:24.38 (0:12.14)	0:12.24 (0:12.24)			0:37.01	
Rank	TAB	Horse/Jockey	Barrier	Top Speed [km/h]	Fastest Section	Margin			Distance Travelled [m]	
1	13	ARTFUL GIRL Martin Harley	18	64.9 Overall	0:11.74 1800m	0:36.22 [9] (0:12.04)	0:24.18 [3] (0:11.97)	0:12.21 [2] (0:12.21)	2:07.90	0:36.22
2	3	DEMARCAY James Orman	1	65.2 Overall	0:11.61 1800m	0:37.12 [2] (0:12.43)	0:24.69 [2] (0:12.12)	0:12.57 [1] (0:12.57)	1.93L	0:37.12 -1
3	1	UNCOMMON VALOUR Tahlia Fenlon	13	64.2 Overall	0:11.74 1800m	0:36.92 [10] (0:12.64)	0:24.28 [8] (0:11.86)	0:12.42 [4] (0:12.42)	4.51L	0:36.92 +7
4	6	KNEZE Paul Hamblin	2	64.6 Overall	0:11.78 1800m	0:37.59 [6] (0:12.75)	0:24.84 [7] (0:12.10)	0:12.74 [5] (0:12.74)	6.97L	0:37.59 +1
5	16	JERONIMOS Michael Rodd	10	63.0 Overall	0:11.96 1800m	0:37.51 [12] (0:12.47)	0:25.04 [10] (0:12.08)	0:12.96 [7] (0:12.96)	9.54L	0:37.51 -3
6	18	KINGSTAR BULLET Sean Cormack	5	64.9 Overall	0:11.71 1800m	0:38.34 [5] (0:12.76)	0:25.58 [6] (0:12.34)	0:13.24 [6] (0:13.24)	10.31L	0:38.34 +7
7	15	NIPPA'S NIGHTCAP Jake Bayliss	9	64.3 Overall	0:11.83 1800m	0:38.02 [11] (0:12.77)	0:25.25 [11] (0:12.19)	0:13.06 [9] (0:13.06)	11.01L	0:38.02 +9
8	14	STAR SEEKER Rikki Jamieson	3	66.0 Overall	0:11.55 1800m	0:39.13 [1] (0:12.63)	0:26.50 [1] (0:12.72)	0:13.78 [3] (0:13.78)	12.46L	0:39.13 +2
9	7	VAN GOGH Melea Castle	8	66.5 Overall	0:11.62 1800m	0:39.52 [3] (0:12.71)	0:26.81 [4] (0:12.90)	0:13.91 [10] (0:13.91)	16.12L	0:39.52 +8
10	12	SHEZADANDI Andrew Mallyon	6	65.7 Overall	0:11.73 1800m	0:39.51 [4] (0:12.68)	0:26.83 [5] (0:12.82)	0:14.01 [8] (0:14.01)	16.55L	0:39.51 +4

Scratched: Yangari (#2), Royal Rift (#4), Twice On Sunday (#8), Amalgamation (#9), Delorme (#19), Irish Exchange (#17), Harold The Great (#5)

[] Ranking at each section and finish
 -:-:- No data available at this section
 NA No data available

SCN Saddle cloth number
 DNF Did not finish
 DNT Did not track



Doomben QLD Professional

Race 8: GALLOPERS SPORTS CLUB BENCHMARK 65 Handicap - 2050m

17 January 2024 - 17:46



BRISBANE
RACING CLUB

Track Rating: Soft 7, Weather: Overcast, Rail Position: +7.5 Entire

Section		600m	400m	200m				Last 600m	
Field Times		0:37.01 (0:12.63)	0:24.38 (0:12.14)	0:12.24 (0:12.24)				0:37.01	
Rank	TAB Horse/Jockey	Barrier	Top Speed [km/h]	Fastest Section	Margin		Distance Travelled [m]		
11	11 GOOGAZ Angela Jones	19	65.9 Overall	0:11.70 1800m	0:40.98 [8] (0:12.88)	0:28.10 [9] (0:12.99)	0:15.11 [11] (0:15.11)	27.47L	0:40.98 +15
12	10 FOXY FRAULIEN Casey Waddell	11	66.8 Overall	0:11.72 1800m	0:45.36 [7] (0:13.80)	0:31.56 [12] (0:14.64)	0:16.92 [12] (0:16.92)	53.17L	0:45.36 +11

Scratched: Yangari (#2), Royal Rift (#4), Twice On Sunday (#8), Amalgamation (#9), Delorme (#19), Irish Exchange (#17), Harold The Great (#5)

[] Ranking at each section and finish
 -:-:-:- No data available at this section
 NA No data available

SCN Saddle cloth number
 DNF Did not finish
 DNT Did not track



Horse/Jockey Name	Artful Girl
Final Rank	1
Fastest Section Time (Section)	0:11.74 (1800m)
Top Speed [km/h] (Section)	64.9 (Overall)
Race State	Finished



Doomben QLD Professional
Race 8: GALLOPERS SPORTS CLUB BENCHMARK 65
 Handicap - 2050m

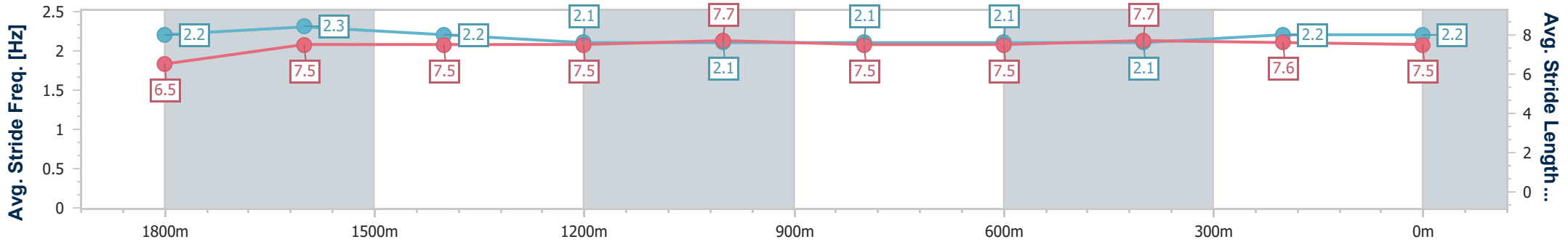
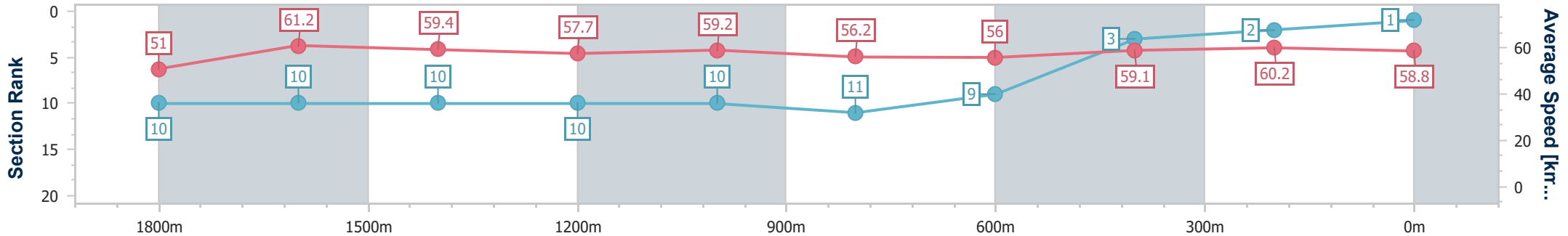
17 January 2024 - 17:46

Track Rating: Soft 7, Weather: Overcast, Rail Position: +7.5 Entire



BRISBANE
RACING CLUB

Section	Overall	1800m	1600m	1400m	1200m	1000m	800m	600m	400m	200m
Section Times	2:07.90 [1] (0:17.71)	1:50.19 [10] (0:11.74)	1:38.45 [10] (0:12.10)	1:26.35 [10] (0:12.47)	1:13.88 [10] (0:12.18)	1:01.70 [10] (0:12.80)	0:48.90 [11] (0:12.68)	0:36.22 [9] (0:12.04)	0:24.18 [3] (0:11.97)	0:12.21 [2] (0:12.21)
Average Speed [km/h]	51.0	61.2	59.4	57.7	59.2	56.2	56.0	59.1	60.2	58.8
Top Speed [km/h]	64.9	64.4	61.4	59.1	59.9	58.6	58.7	60.0	61.4	60.9
Avg. Dist. to Rail [m]	6.8	0.5	0.6	0.5	1.0	0.7	1.9	2.5	1.4	4.5
Avg. Stride Freq. [Hz]	2.2	2.3	2.2	2.1	2.1	2.1	2.1	2.1	2.2	2.2
Avg. Stride Length [m]	6.5	7.5	7.5	7.5	7.7	7.5	7.5	7.7	7.6	7.5



- [] Ranking at each section and finish
- .-.- No data available at this section
- NA No data available



Horse/Jockey Name	Demarcay
Final Rank	2
Fastest Section Time (Section)	0:11.61 (1800m)
Top Speed [km/h] (Section)	65.2 (Overall)
Race State	Finished



Doomben QLD Professional
Race 8: GALLOPERS SPORTS CLUB BENCHMARK 65
Handicap - 2050m

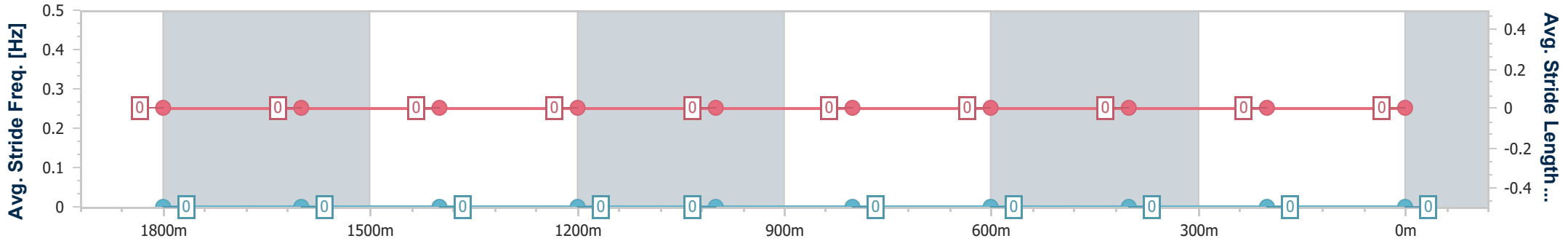
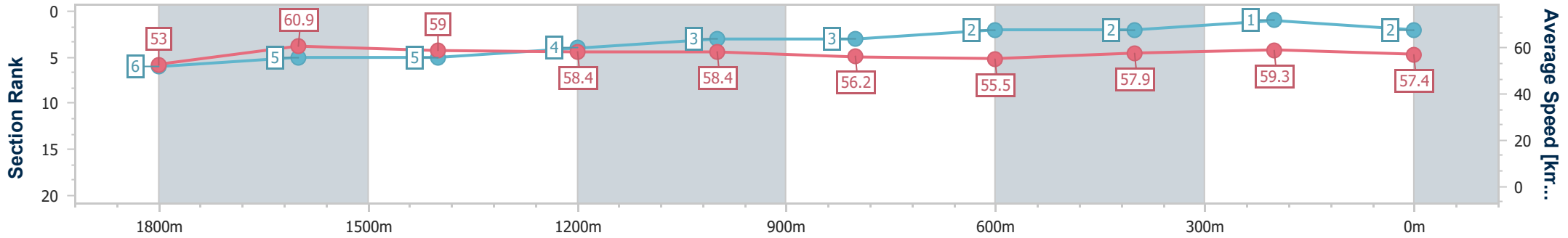
17 January 2024 - 17:46

Track Rating: Soft 7, Weather: Overcast, Rail Position: +7.5 Entire



BRISBANE
RACING CLUB

Section	Overall	1800m	1600m	1400m	1200m	1000m	800m	600m	400m	200m
Section Times	2:08.23 [2] (0:17.03)	1:51.20 [6] (0:11.61)	1:39.59 [5] (0:12.13)	1:27.46 [5] (0:12.24)	1:15.22 [4] (0:12.37)	1:02.85 [3] (0:12.80)	0:50.05 [3] (0:12.93)	0:37.12 [2] (0:12.43)	0:24.69 [2] (0:12.12)	0:12.57 [1] (0:12.57)
Average Speed [km/h]	53.0	60.9	59.0	58.4	58.4	56.2	55.5	57.9	59.3	57.4
Top Speed [km/h]	65.2	64.0	60.3	61.1	59.1	57.4	57.2	58.8	60.6	60.3
Avg. Dist. to Rail [m]	2.0	2.6	1.9	0.7	0.2	0.3	0.4	0.6	1.0	0.8
Avg. Stride Freq. [Hz]	---	---	---	---	---	---	---	---	---	---
Avg. Stride Length [m]	---	---	---	---	---	---	---	---	---	---



- [] Ranking at each section and finish
- No data available at this section
- NA No data available



Horse/Jockey Name	Uncommon Valour
Final Rank	3
Fastest Section Time (Section)	0:11.74 (1800m)
Top Speed [km/h] (Section)	64.2 (Overall)
Race State	Finished



Doomben QLD Professional
Race 8: GALLOPERS SPORTS CLUB BENCHMARK 65
Handicap - 2050m

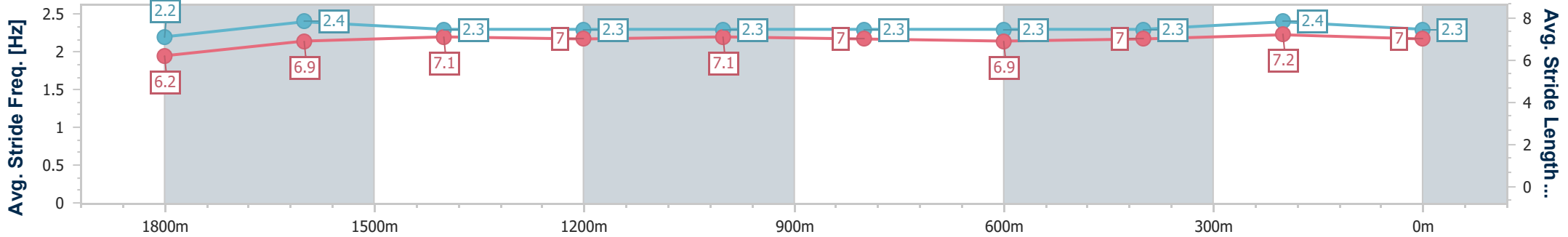
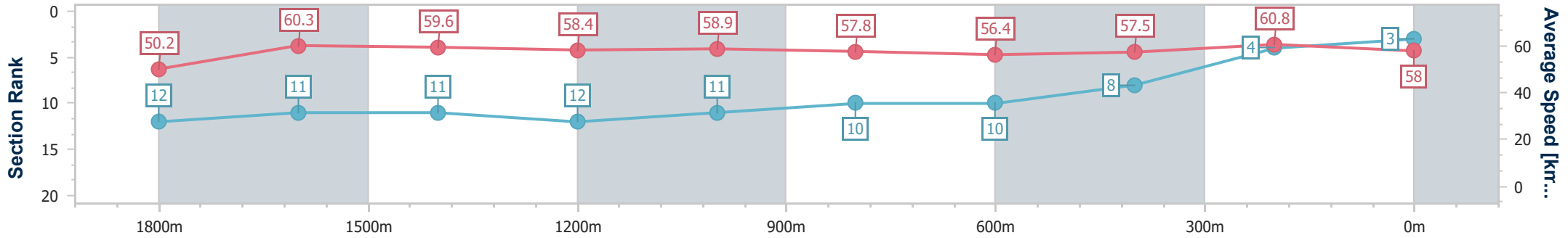
17 January 2024 - 17:46

Track Rating: Soft 7, Weather: Overcast, Rail Position: +7.5 Entire



BRISBANE
RACING CLUB

Section	Overall	1800m	1600m	1400m	1200m	1000m	800m	600m	400m	200m
Section Times	2:08.67 [3] (0:18.02)	1:50.65 [12] (0:11.74)	1:38.91 [11] (0:12.05)	1:26.86 [11] (0:12.40)	1:14.46 [12] (0:12.21)	1:02.25 [11] (0:12.45)	0:49.80 [10] (0:12.88)	0:36.92 [10] (0:12.64)	0:24.28 [8] (0:11.86)	0:12.42 [4] (0:12.42)
Average Speed [km/h]	50.2	60.3	59.6	58.4	58.9	57.8	56.4	57.5	60.8	58.0
Top Speed [km/h]	64.2	62.8	60.9	59.8	60.7	60.5	59.2	59.4	62.7	60.8
Avg. Dist. to Rail [m]	4.5	2.7	0.6	1.1	0.6	0.2	1.9	1.8	1.5	2.4
Avg. Stride Freq. [Hz]	2.2	2.4	2.3	2.3	2.3	2.3	2.3	2.3	2.4	2.3
Avg. Stride Length [m]	6.2	6.9	7.1	7.0	7.1	7.0	6.9	7.0	7.2	7.0



- [] Ranking at each section and finish
- .-.- No data available at this section
- NA No data available



Horse/Jockey Name	Kneze
Final Rank	4
Fastest Section Time (Section)	0:11.78 (1800m)
Top Speed [km/h] (Section)	64.6 (Overall)
Race State	Finished



Doomben QLD Professional
Race 8: GALLOPERS SPORTS CLUB BENCHMARK 65
 Handicap - 2050m

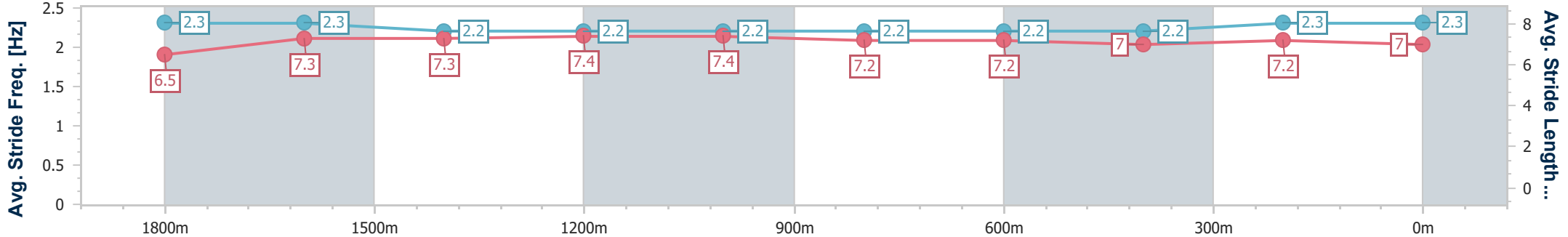
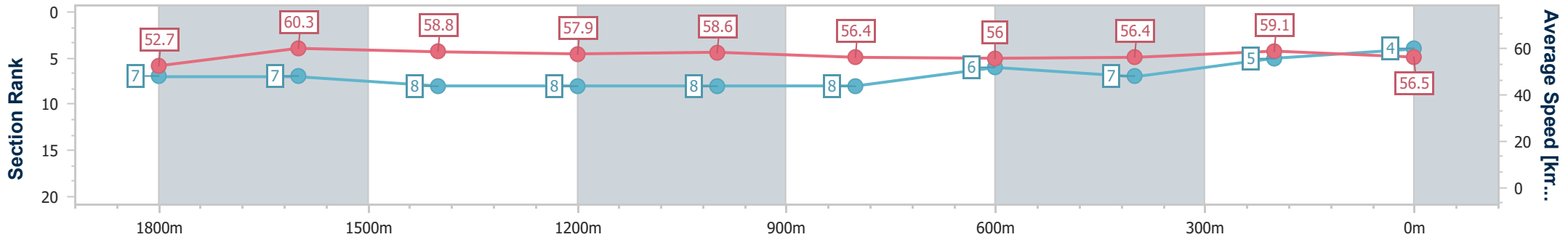
17 January 2024 - 17:46

Track Rating: Soft 7, Weather: Overcast, Rail Position: +7.5 Entire



BRISBANE
RACING CLUB

Section	Overall	1800m	1600m	1400m	1200m	1000m	800m	600m	400m	200m
Section Times	2:09.09 [4] (0:17.12)	1:51.97 [7] (0:11.78)	1:40.19 [7] (0:12.15)	1:28.04 [8] (0:12.46)	1:15.58 [8] (0:12.30)	1:03.28 [8] (0:12.79)	0:50.49 [8] (0:12.90)	0:37.59 [6] (0:12.75)	0:24.84 [7] (0:12.10)	0:12.74 [5] (0:12.74)
Average Speed [km/h]	52.7	60.3	58.8	57.9	58.6	56.4	56.0	56.4	59.1	56.5
Top Speed [km/h]	64.6	64.2	61.0	58.9	59.7	57.2	56.8	58.0	60.5	61.1
Avg. Dist. to Rail [m]	1.6	2.5	1.0	0.6	0.8	0.2	0.5	0.4	1.6	0.8
Avg. Stride Freq. [Hz]	2.3	2.3	2.2	2.2	2.2	2.2	2.2	2.2	2.3	2.3
Avg. Stride Length [m]	6.5	7.3	7.3	7.4	7.4	7.2	7.2	7.0	7.2	7.0



- [] Ranking at each section and finish
- .-.- No data available at this section
- NA No data available



Horse/Jockey Name	Jeronimos
Final Rank	5
Fastest Section Time (Section)	0:11.96 (1800m)
Top Speed [km/h] (Section)	63.0 (Overall)
Race State	Finished



Doomben QLD Professional
Race 8: GALLOPERS SPORTS CLUB BENCHMARK 65
Handicap - 2050m

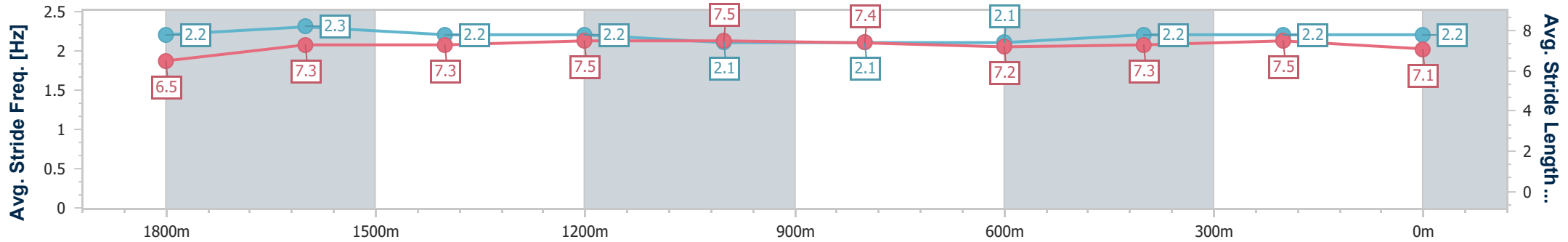
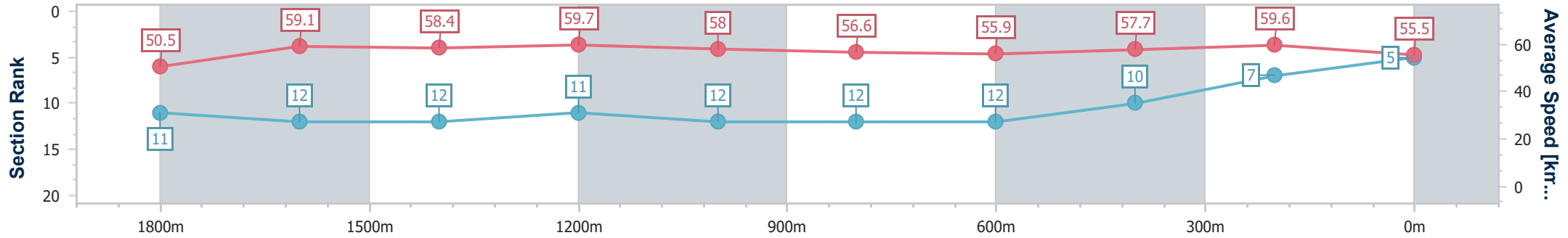
17 January 2024 - 17:46

Track Rating: Soft 7, Weather: Overcast, Rail Position: +7.5 Entire



BRISBANE
RACING CLUB

Section	Overall	1800m	1600m	1400m	1200m	1000m	800m	600m	400m	200m
Section Times	2:09.52 [5] (0:17.82)	1:51.70 [11] (0:11.96)	1:39.74 [12] (0:12.24)	1:27.50 [12] (0:12.02)	1:15.48 [11] (0:12.41)	1:03.07 [12] (0:12.67)	0:50.40 [12] (0:12.89)	0:37.51 [12] (0:12.47)	0:25.04 [10] (0:12.08)	0:12.96 [7] (0:12.96)
Average Speed [km/h]	50.5	59.1	58.4	59.7	58.0	56.6	55.9	57.7	59.6	55.5
Top Speed [km/h]	63.0	61.5	61.2	61.3	58.7	58.8	59.0	59.8	60.8	58.9
Avg. Dist. to Rail [m]	4.0	3.1	2.0	0.9	0.6	0.5	0.5	0.3	0.6	1.3
Avg. Stride Freq. [Hz]	2.2	2.3	2.2	2.2	2.1	2.1	2.1	2.2	2.2	2.2
Avg. Stride Length [m]	6.5	7.3	7.3	7.5	7.5	7.4	7.2	7.3	7.5	7.1



- [] Ranking at each section and finish
- .-.- No data available at this section
- NA No data available



Horse/Jockey Name	Kingstar Bullet
Final Rank	6
Fastest Section Time (Section)	0:11.71 (1800m)
Top Speed [km/h] (Section)	64.9 (Overall)
Race State	Finished



Doomben QLD Professional
Race 8: GALLOPERS SPORTS CLUB BENCHMARK 65
Handicap - 2050m

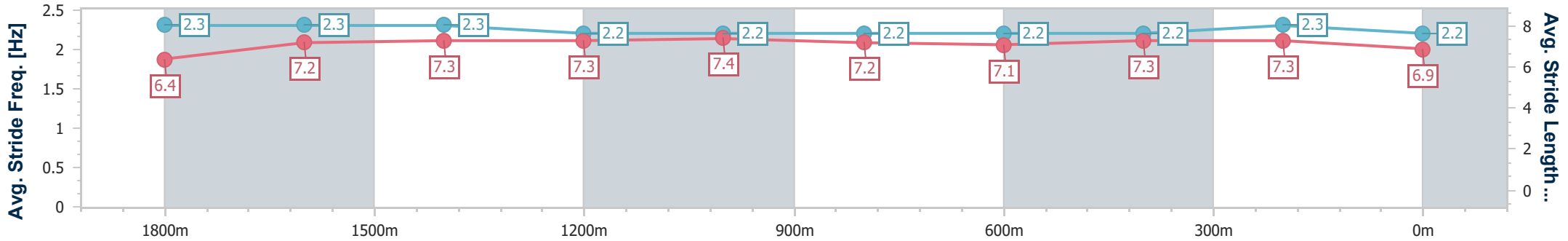
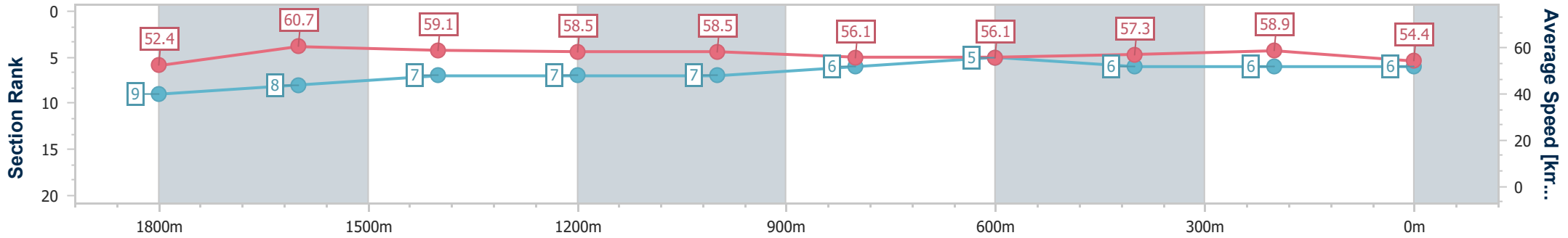
17 January 2024 - 17:46

Track Rating: Soft 7, Weather: Overcast, Rail Position: +7.5 Entire



BRISBANE
RACING CLUB

Section	Overall	1800m	1600m	1400m	1200m	1000m	800m	600m	400m	200m
Section Times	2:09.65 [6] (0:17.23)	1:52.42 [9] (0:11.71)	1:40.71 [8] (0:12.11)	1:28.60 [7] (0:12.33)	1:16.27 [7] (0:12.31)	1:03.96 [7] (0:12.80)	0:51.16 [6] (0:12.82)	0:38.34 [5] (0:12.76)	0:25.58 [6] (0:12.34)	0:13.24 [6] (0:13.24)
Average Speed [km/h]	52.4	60.7	59.1	58.5	58.5	56.1	56.1	57.3	58.9	54.4
Top Speed [km/h]	64.9	64.8	60.3	59.4	59.3	57.2	57.8	57.9	60.5	57.2
Avg. Dist. to Rail [m]	2.0	2.1	0.8	0.3	0.2	0.4	0.5	2.3	5.1	3.5
Avg. Stride Freq. [Hz]	2.3	2.3	2.3	2.2	2.2	2.2	2.2	2.2	2.3	2.2
Avg. Stride Length [m]	6.4	7.2	7.3	7.3	7.4	7.2	7.1	7.3	7.3	6.9



- [] Ranking at each section and finish
- .-.- No data available at this section
- NA No data available



Horse/Jockey Name	Nippa's Nightcap
Final Rank	7
Fastest Section Time (Section)	0:11.83 (1800m)
Top Speed [km/h] (Section)	64.3 (Overall)
Race State	Finished



Doomben QLD Professional
Race 8: GALLOPERS SPORTS CLUB BENCHMARK 65
Handicap - 2050m

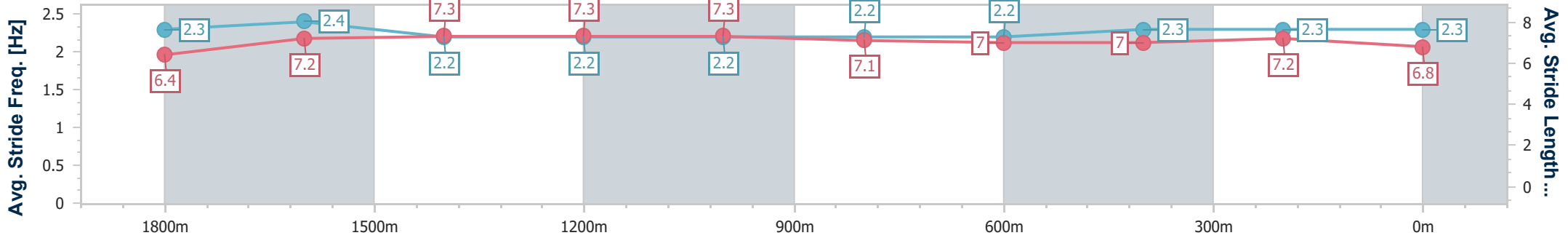
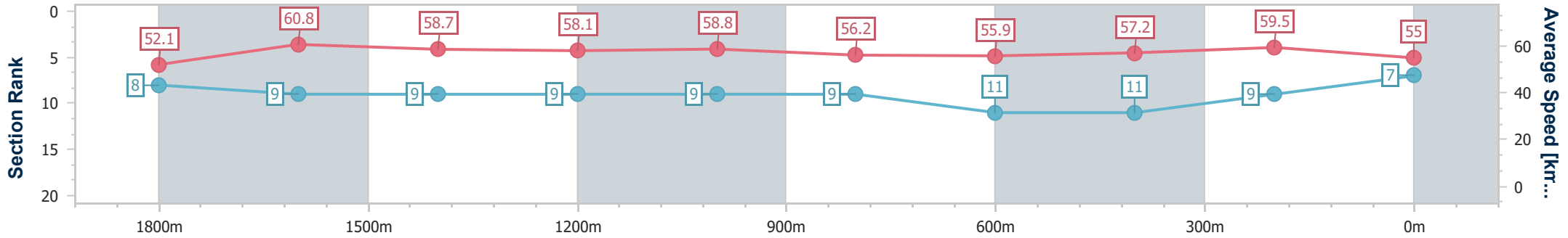
17 January 2024 - 17:46

Track Rating: Soft 7, Weather: Overcast, Rail Position: +7.5 Entire



BRISBANE
RACING CLUB

Section	Overall	1800m	1600m	1400m	1200m	1000m	800m	600m	400m	200m
Section Times	2:09.77 [7] (0:17.22)	1:52.55 [8] (0:11.83)	1:40.72 [9] (0:12.25)	1:28.47 [9] (0:12.42)	1:16.05 [9] (0:12.23)	1:03.82 [9] (0:12.83)	0:50.99 [9] (0:12.97)	0:38.02 [11] (0:12.77)	0:25.25 [11] (0:12.19)	0:13.06 [9] (0:13.06)
Average Speed [km/h]	52.1	60.8	58.7	58.1	58.8	56.2	55.9	57.2	59.5	55.0
Top Speed [km/h]	64.3	64.0	60.8	59.0	59.8	57.6	57.2	57.8	60.5	58.4
Avg. Dist. to Rail [m]	3.0	0.5	0.3	0.1	0.7	0.8	1.1	2.7	3.8	4.0
Avg. Stride Freq. [Hz]	2.3	2.4	2.2	2.2	2.2	2.2	2.2	2.3	2.3	2.3
Avg. Stride Length [m]	6.4	7.2	7.3	7.3	7.3	7.1	7.0	7.0	7.2	6.8



- [] Ranking at each section and finish
- .-.- No data available at this section
- NA No data available



Horse/Jockey Name	Star Seeker
Final Rank	8
Fastest Section Time (Section)	0:11.55 (1800m)
Top Speed [km/h] (Section)	66.0 (Overall)
Race State	Finished



Doomben QLD Professional
Race 8: GALLOPERS SPORTS CLUB BENCHMARK 65
Handicap - 2050m

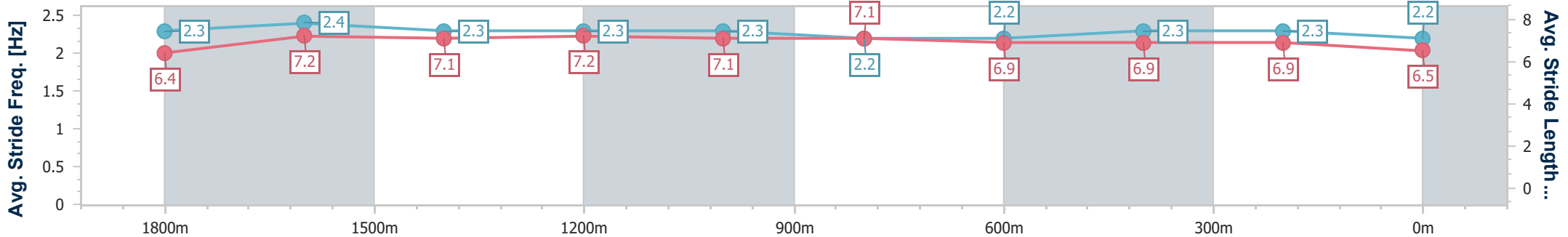
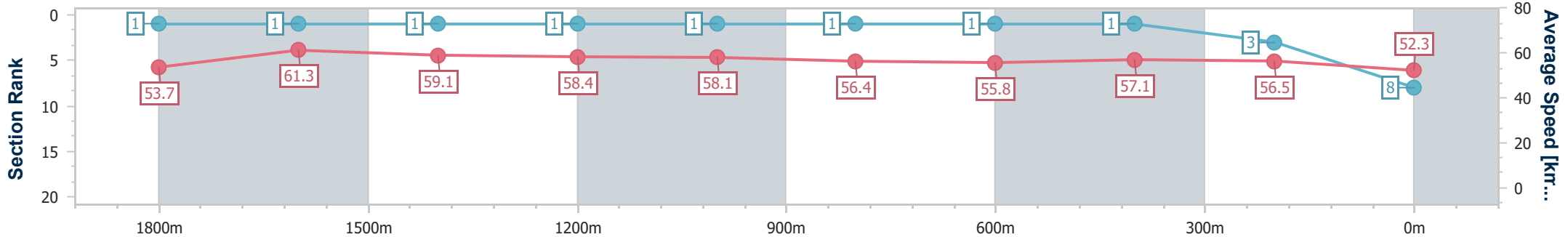
17 January 2024 - 17:46

Track Rating: Soft 7, Weather: Overcast, Rail Position: +7.5 Entire



BRISBANE
RACING CLUB

Section	Overall	1800m	1600m	1400m	1200m	1000m	800m	600m	400m	200m
Section Times	2:10.02 [8] (0:16.73)	1:53.29 [1] (0:11.55)	1:41.74 [1] (0:12.14)	1:29.60 [1] (0:12.43)	1:17.17 [1] (0:12.37)	1:04.80 [1] (0:12.78)	0:52.02 [1] (0:12.89)	0:39.13 [1] (0:12.63)	0:26.50 [1] (0:12.72)	0:13.78 [3] (0:13.78)
Average Speed [km/h]	53.7	61.3	59.1	58.4	58.1	56.4	55.8	57.1	56.5	52.3
Top Speed [km/h]	66.0	64.8	60.1	59.2	59.2	57.5	56.5	57.7	57.3	55.6
Avg. Dist. to Rail [m]	1.6	2.7	1.0	1.5	1.3	0.4	0.5	0.5	0.2	1.1
Avg. Stride Freq. [Hz]	2.3	2.4	2.3	2.3	2.3	2.2	2.2	2.3	2.3	2.2
Avg. Stride Length [m]	6.4	7.2	7.1	7.2	7.1	7.1	6.9	6.9	6.9	6.5



- [] Ranking at each section and finish
- .-.- No data available at this section
- NA No data available



Horse/Jockey Name	Van Gogh
Final Rank	9
Fastest Section Time (Section)	0:11.62 (1800m)
Top Speed [km/h] (Section)	66.5 (Overall)
Race State	Finished



Doomben QLD Professional
Race 8: GALLOPERS SPORTS CLUB BENCHMARK 65
Handicap - 2050m

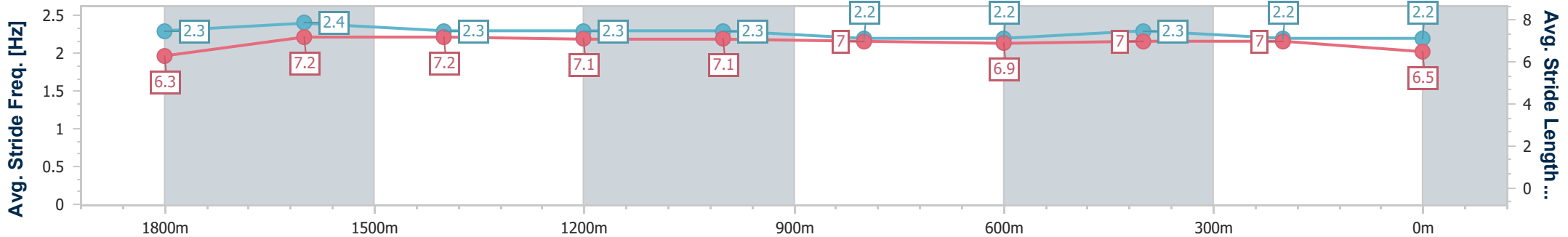
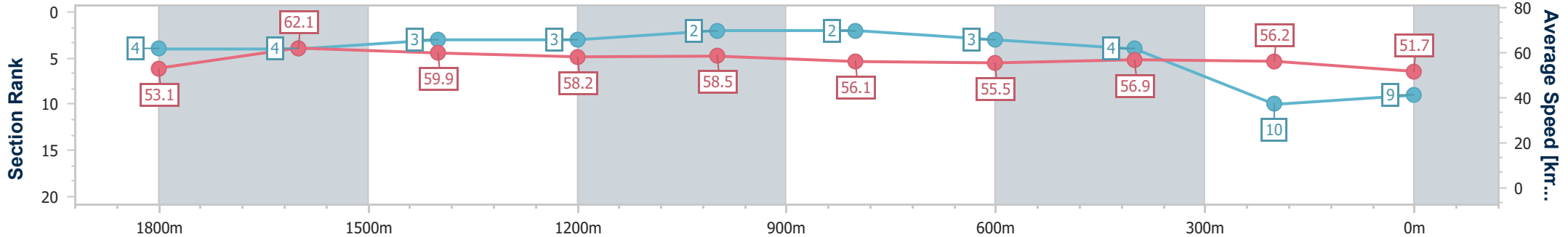
17 January 2024 - 17:46

Track Rating: Soft 7, Weather: Overcast, Rail Position: +7.5 Entire



BRISBANE
RACING CLUB

Section	Overall	1800m	1600m	1400m	1200m	1000m	800m	600m	400m	200m
Section Times	2:10.64 [9] (0:16.94)	1:53.70 [4] (0:11.62)	1:42.08 [4] (0:12.01)	1:30.07 [3] (0:12.40)	1:17.67 [3] (0:12.31)	1:05.36 [2] (0:12.81)	0:52.55 [2] (0:13.03)	0:39.52 [3] (0:12.71)	0:26.81 [4] (0:12.90)	0:13.91 [10] (0:13.91)
Average Speed [km/h]	53.1	62.1	59.9	58.2	58.5	56.1	55.5	56.9	56.2	51.7
Top Speed [km/h]	66.5	66.2	60.5	59.1	59.5	57.3	56.3	58.0	57.4	55.2
Avg. Dist. to Rail [m]	2.9	0.8	0.4	0.7	1.5	0.4	0.5	1.3	2.2	2.2
Avg. Stride Freq. [Hz]	2.3	2.4	2.3	2.3	2.3	2.2	2.2	2.3	2.2	2.2
Avg. Stride Length [m]	6.3	7.2	7.2	7.1	7.1	7.0	6.9	7.0	7.0	6.5



- [] Ranking at each section and finish
- .-.- No data available at this section
- NA No data available



Horse/Jockey Name	Shezadandi
Final Rank	10
Fastest Section Time (Section)	0:11.73 (1800m)
Top Speed [km/h] (Section)	65.7 (Overall)
Race State	Finished



Doomben QLD Professional
Race 8: GALLOPERS SPORTS CLUB BENCHMARK 65
Handicap - 2050m

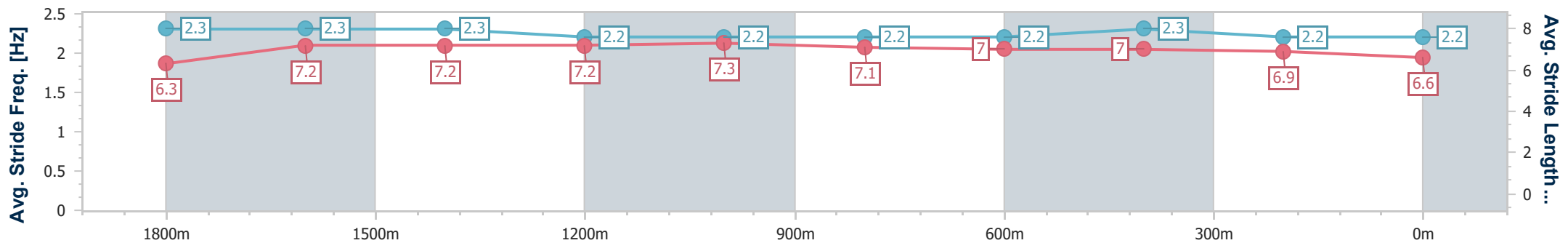
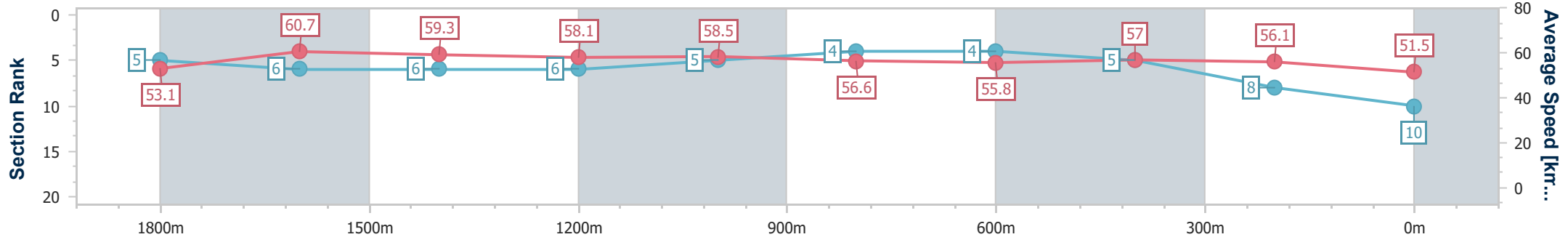
17 January 2024 - 17:46

Track Rating: Soft 7, Weather: Overcast, Rail Position: +7.5 Entire



BRISBANE
RACING CLUB

Section	Overall	1800m	1600m	1400m	1200m	1000m	800m	600m	400m	200m
Section Times	2:10.71 [10] (0:16.95)	1:53.76 [5] (0:11.73)	1:42.03 [6] (0:12.10)	1:29.93 [6] (0:12.44)	1:17.49 [6] (0:12.31)	1:05.18 [5] (0:12.72)	0:52.46 [4] (0:12.95)	0:39.51 [4] (0:12.68)	0:26.83 [5] (0:12.82)	0:14.01 [8] (0:14.01)
Average Speed [km/h]	53.1	60.7	59.3	58.1	58.5	56.6	55.8	57.0	56.1	51.5
Top Speed [km/h]	65.7	64.3	60.3	59.2	60.1	57.6	57.6	57.9	57.3	55.3
Avg. Dist. to Rail [m]	2.5	1.7	0.7	0.8	0.4	0.2	0.7	0.6	1.3	2.0
Avg. Stride Freq. [Hz]	2.3	2.3	2.3	2.2	2.2	2.2	2.2	2.3	2.2	2.2
Avg. Stride Length [m]	6.3	7.2	7.2	7.2	7.3	7.1	7.0	7.0	6.9	6.6



- [] Ranking at each section and finish
- .-.- No data available at this section
- NA No data available



Horse/Jockey Name	Googaz
Final Rank	11
Fastest Section Time (Section)	0:11.70 (1800m)
Top Speed [km/h] (Section)	65.9 (Overall)
Race State	Finished



Doomben QLD Professional
Race 8: GALLOPERS SPORTS CLUB BENCHMARK 65
Handicap - 2050m

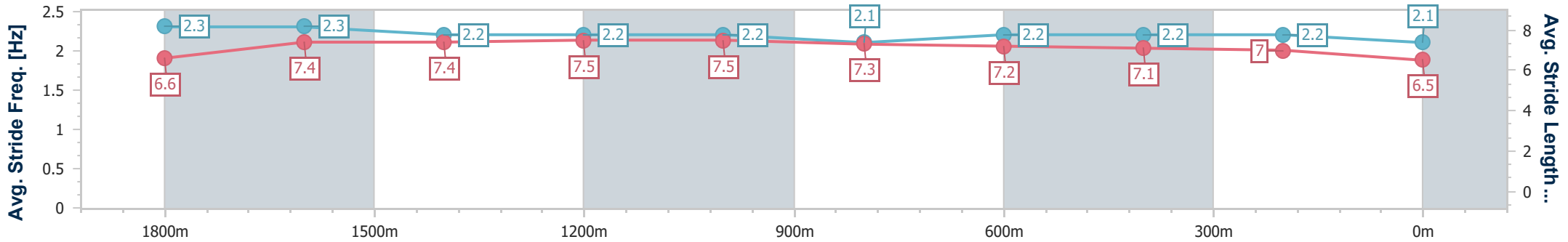
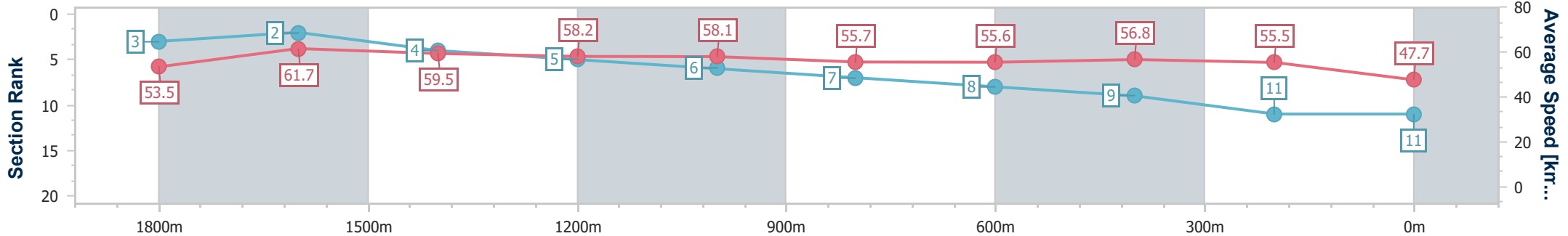
17 January 2024 - 17:46

Track Rating: Soft 7, Weather: Overcast, Rail Position: +7.5 Entire



BRISBANE
RACING CLUB

Section	Overall	1800m	1600m	1400m	1200m	1000m	800m	600m	400m	200m
Section Times	2:12.57 [11] (0:16.84)	1:55.73 [3] (0:11.70)	1:44.03 [2] (0:12.10)	1:31.93 [4] (0:12.50)	1:19.43 [5] (0:12.40)	1:07.03 [6] (0:12.96)	0:54.07 [7] (0:13.09)	0:40.98 [8] (0:12.88)	0:28.10 [9] (0:12.99)	0:15.11 [11] (0:15.11)
Average Speed [km/h]	53.5	61.7	59.5	58.2	58.1	55.7	55.6	56.8	55.5	47.7
Top Speed [km/h]	65.9	64.0	61.0	59.5	59.0	56.9	57.5	57.5	56.9	53.2
Avg. Dist. to Rail [m]	6.8	0.9	0.6	1.8	1.9	1.7	2.3	2.6	1.8	1.3
Avg. Stride Freq. [Hz]	2.3	2.3	2.2	2.2	2.2	2.1	2.2	2.2	2.2	2.1
Avg. Stride Length [m]	6.6	7.4	7.4	7.5	7.5	7.3	7.2	7.1	7.0	6.5



- [] Ranking at each section and finish
- .-.-.- No data available at this section
- NA No data available



Horse/Jockey Name	Foxy Fraulien
Final Rank	12
Fastest Section Time (Section)	0:11.72 (1800m)
Top Speed [km/h] (Section)	66.8 (Overall)
Race State	Finished



Doomben QLD Professional
Race 8: GALLOPERS SPORTS CLUB BENCHMARK 65
Handicap - 2050m

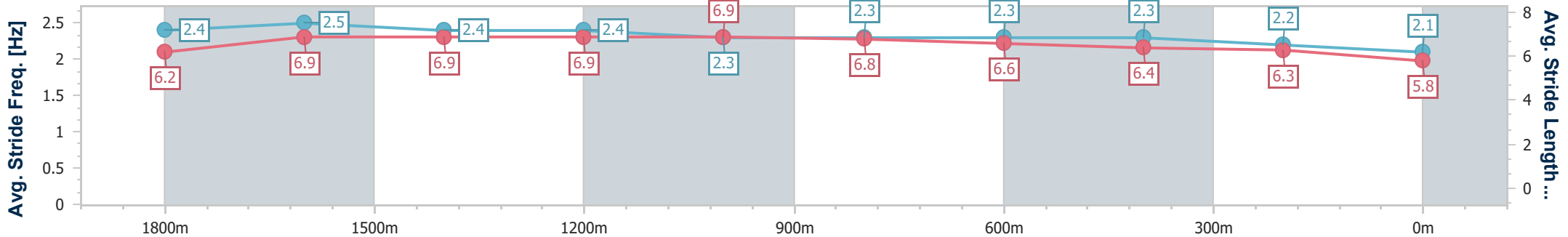
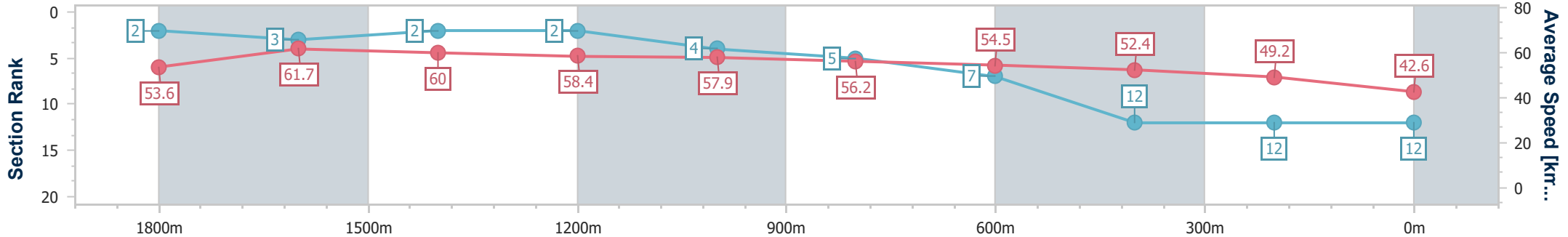
17 January 2024 - 17:46

Track Rating: Soft 7, Weather: Overcast, Rail Position: +7.5 Entire



BRISBANE
RACING CLUB

Section	Overall	1800m	1600m	1400m	1200m	1000m	800m	600m	400m	200m
Section Times	2:16.94 [12] (0:16.83)	2:00.11 [2] (0:11.72)	1:48.39 [3] (0:11.99)	1:36.40 [2] (0:12.41)	1:23.99 [2] (0:12.44)	1:11.55 [4] (0:12.88)	0:58.67 [5] (0:13.31)	0:45.36 [7] (0:13.80)	0:31.56 [12] (0:14.64)	0:16.92 [12] (0:16.92)
Average Speed [km/h]	53.6	61.7	60.0	58.4	57.9	56.2	54.5	52.4	49.2	42.6
Top Speed [km/h]	66.8	64.4	60.6	59.5	59.3	57.4	56.4	54.4	50.9	46.3
Avg. Dist. to Rail [m]	6.1	1.4	0.4	1.2	1.7	1.3	1.7	1.0	2.4	4.4
Avg. Stride Freq. [Hz]	2.4	2.5	2.4	2.4	2.3	2.3	2.3	2.3	2.2	2.1
Avg. Stride Length [m]	6.2	6.9	6.9	6.9	6.9	6.8	6.6	6.4	6.3	5.8



- [] Ranking at each section and finish
- .-.- No data available at this section
- NA No data available