



Doomben QLD Professional

Race 6: XXXX GOLD BENCHMARK 68 Handicap - 1650m

17 January 2024 - 16:35



BRISBANE
RACING CLUB

Track Rating: Soft 7, Weather: Overcast, Rail Position: +7.5 Entire

Section		Field Times												
Overall	1400m	1200m	1000m	800m	600m	400m	Last 600m							
1:42.02 (0:17.23)	1:24.79 (0:11.97)	1:12.82 (0:11.98)	1:00.84 (0:12.58)	0:48.26 (0:12.65)	0:35.61 (0:12.03)	0:23.58 (0:11.42)	0:35.61							
Rank	TAB	Horse/Jockey	Barrier	Top Speed [km/h]	Fastest Section								Distance Travelled [m]	
1	4	TUHINGA Georgina Cartwright	7	65.2 400m	0:11.29 400m	1:42.02 [1] (0:17.55)	1:24.47 [4] (0:11.83)	1:12.64 [3] (0:12.02)	1:00.62 [3] (0:12.64)	0:47.98 [3] (0:12.59)	0:35.39 [3] (0:12.07)	0:23.32 [3] (0:11.29)	0:35.39	
2	5	VENDIDIT Boris Thornton	13	63.9 400m	0:11.42 400m	1:42.07 [2] (0:17.28)	1:24.79 [2] (0:11.93)	1:12.86 [2] (0:11.98)	1:00.88 [2] (0:12.65)	0:48.23 [2] (0:12.64)	0:35.59 [2] (0:11.96)	0:23.63 [1] (0:11.42)	0:35.59	+0
3	1	PATMOS ISLAND Melea Castle	1	63.7 400m	0:11.42 400m	1:42.07 [3] (0:17.23)	1:24.84 [1] (0:11.97)	1:12.87 [1] (0:11.98)	1:00.89 [1] (0:12.58)	0:48.31 [1] (0:12.65)	0:35.66 [1] (0:12.07)	0:23.59 [2] (0:11.42)	0:35.66	-5
4	7	DIACO Ben Thompson	11	65.5 400m	0:11.25 400m	1:42.33 [4] (0:17.61)	1:24.72 [6] (0:12.22)	1:12.50 [6] (0:11.96)	1:00.54 [6] (0:12.62)	0:47.92 [5] (0:12.59)	0:35.33 [5] (0:11.82)	0:23.51 [4] (0:11.25)	0:35.33	+4
5	9	JUBAI PRIDE Cejay Graham	6	64.8 400m	0:11.34 400m	1:42.48 [5] (0:17.94)	1:24.54 [9] (0:12.01)	1:12.53 [7] (0:12.12)	1:00.41 [7] (0:12.73)	0:47.68 [7] (0:12.46)	0:35.22 [7] (0:11.86)	0:23.36 [7] (0:11.34)	0:35.22	-1
6	13	TOOLATEMATE Michael Rodd	12	65.0 400m	0:11.26 400m	1:42.52 [6] (0:17.69)	1:24.83 [7] (0:12.38)	1:12.45 [8] (0:12.29)	1:00.16 [10] (0:12.78)	0:47.38 [10] (0:12.50)	0:34.88 [9] (0:11.67)	0:23.21 [9] (0:11.26)	0:34.88	+2
7	8	FLYING ROTHE Martin Harley	5	63.5 400m	0:11.51 400m	1:42.71 [7] (0:17.36)	1:25.35 [3] (0:12.29)	1:13.06 [4] (0:11.94)	1:01.12 [4] (0:12.65)	0:48.47 [4] (0:12.62)	0:35.85 [4] (0:11.98)	0:23.87 [5] (0:11.51)	0:35.85	+2
8	10	WESTERN SPRINGS Jake Bayliss	3	64.8 400m	0:11.34 400m	1:42.87 [8] (0:17.55)	1:25.32 [5] (0:12.12)	1:13.20 [5] (0:12.12)	1:01.08 [5] (0:12.64)	0:48.44 [6] (0:12.58)	0:35.86 [6] (0:11.95)	0:23.91 [6] (0:11.34)	0:35.86	-5
9	6	SEMAPHORE GIRL Jake Molloy	4	63.9 400m	0:11.40 400m	1:43.06 [9] (0:18.32)	1:24.74 [10] (0:11.97)	1:12.77 [10] (0:12.02)	1:00.75 [9] (0:12.79)	0:47.96 [9] (0:12.57)	0:35.39 [10] (0:11.98)	0:23.41 [10] (0:11.40)	0:35.39	-8
10	12	LEITZEL Mark Du Plessis	9	63.1 1200m	0:11.75 400m	1:44.42 [10] (0:17.92)	1:26.50 [8] (0:12.20)	1:14.30 [9] (0:11.95)	1:02.35 [8] (0:12.77)	0:49.58 [8] (0:12.48)	0:37.10 [8] (0:11.90)	0:25.20 [8] (0:11.75)	0:37.10	+3

Scratched: Moktaffy (#3), Kinetic (#11), Just A Jedi (#2)

[] Ranking at each section and finish
 -:-:- No data available at this section
 NA No data available

SCN Saddle cloth number
 DNF Did not finish
 DNT Did not track



Doomben QLD Professional

Race 6: XXXX GOLD BENCHMARK 68 Handicap - 1650m

17 January 2024 - 16:35



BRISBANE
RACING CLUB

Track Rating: Soft 7, Weather: Overcast, Rail Position: +7.5 Entire

Section							200m			Last 600m
Field Times							0:12.16			0:35.61
							(0:12.16)			
Rank	TAB	Horse/Jockey	Barrier	Top Speed [km/h]	Fastest Section	Margin			Distance Travelled [m]	
1	4	TUHINGA Georgina Cartwright	7	65.2 400m	0:11.29 400m	0:12.03 [3] (0:12.03)	1:42.02		0:35.39	
2	5	VENDIDIT Boris Thornton	13	63.9 400m	0:11.42 400m	0:12.21 [1] (0:12.21)	0.34L		0:35.59 +0	
3	1	PATMOS ISLAND Melea Castle	1	63.7 400m	0:11.42 400m	0:12.17 [2] (0:12.17)	0.34L		0:35.66 -5	
4	7	DIACO Ben Thompson	11	65.5 400m	0:11.25 400m	0:12.26 [4] (0:12.26)	1.84L		0:35.33 +4	
5	9	JUBAI PRIDE Cejay Graham	6	64.8 400m	0:11.34 400m	0:12.02 [7] (0:12.02)	2.75L		0:35.22 -1	
6	13	TOOLATEMATE Michael Rodd	12	65.0 400m	0:11.26 400m	0:11.95 [8] (0:11.95)	2.96L		0:34.88 +2	
7	8	FLYING ROTHE Martin Harley	5	63.5 400m	0:11.51 400m	0:12.36 [6] (0:12.36)	4.07L		0:35.85 +2	
8	10	WESTERN SPRINGS Jake Bayliss	3	64.8 400m	0:11.34 400m	0:12.57 [5] (0:12.57)	5.01L		0:35.86 -5	
9	6	SEMAPHORE GIRL Jake Molloy	4	63.9 400m	0:11.40 400m	0:12.01 [10] (0:12.01)	6.16L		0:35.39 -8	
10	12	LEITZEL Mark Du Plessis	9	63.1 1200m	0:11.75 400m	0:13.45 [9] (0:13.45)	14.14L		0:37.10 +3	

Scratched: Moktaffy (#3), Kinetic (#11), Just A Jedi (#2)

[] Ranking at each section and finish
 -:-:- No data available at this section
 NA No data available

SCN Saddle cloth number
 DNF Did not finish
 DNT Did not track



Horse/Jockey Name	Tuhinga
Final Rank	1
Fastest Section Time (Section)	0:11.29 (400m)
Top Speed [km/h] (Section)	65.2 (400m)
Race State	Finished



Doomben QLD Professional

Race 6: XXXX GOLD BENCHMARK 68 Handicap - 1650m

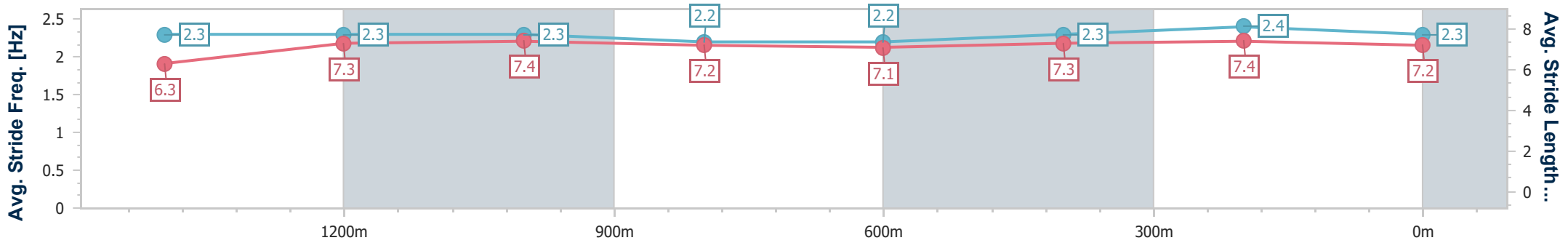
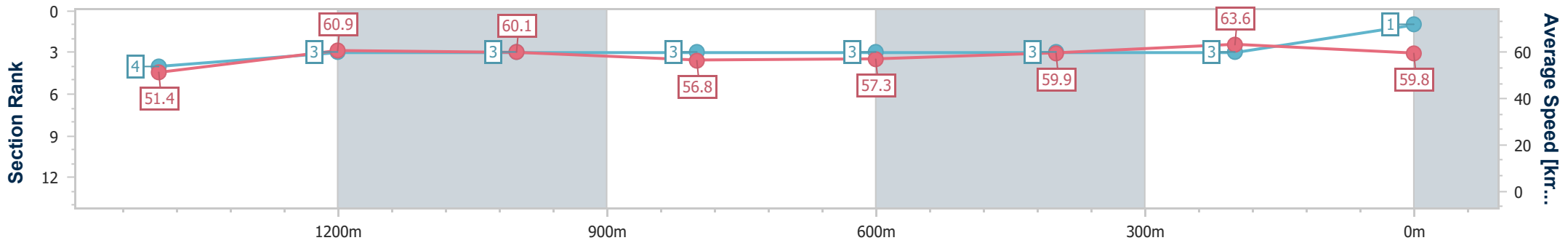
17 January 2024 - 16:35

Track Rating: Soft 7, Weather: Overcast, Rail Position: +7.5 Entire



BRISBANE RACING CLUB

Section	Overall	1400m	1200m	1000m	800m	600m	400m	200m
Section Times	1:42.02 [1] (0:17.55)	1:24.47 [4] (0:11.83)	1:12.64 [3] (0:12.02)	1:00.62 [3] (0:12.64)	0:47.98 [3] (0:12.59)	0:35.39 [3] (0:12.07)	0:23.32 [3] (0:11.29)	0:12.03 [3] (0:12.03)
Average Speed [km/h]	51.4	60.9	60.1	56.8	57.3	59.9	63.6	59.8
Top Speed [km/h]	62.2	62.1	61.1	58.4	58.5	62.4	65.2	63.2
Avg. Dist. to Rail [m]	1.0	0.9	0.8	0.2	0.3	0.3	1.3	1.1
Avg. Stride Freq. [Hz]	2.3	2.3	2.3	2.2	2.2	2.3	2.4	2.3
Avg. Stride Length [m]	6.3	7.3	7.4	7.2	7.1	7.3	7.4	7.2



- [] Ranking at each section and finish
- .-.- No data available at this section
- NA No data available



Horse/Jockey Name	Venditit
Final Rank	2
Fastest Section Time (Section)	0:11.42 (400m)
Top Speed [km/h] (Section)	63.9 (400m)
Race State	Finished



Doomben QLD Professional

Race 6: XXXX GOLD BENCHMARK 68 Handicap - 1650m

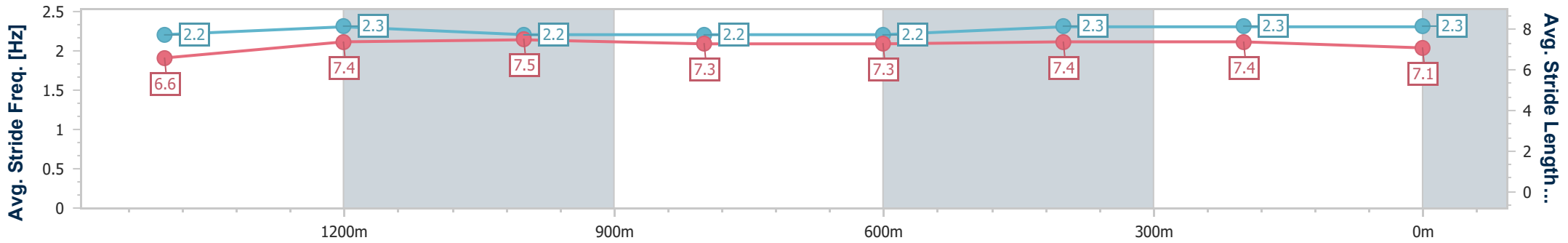
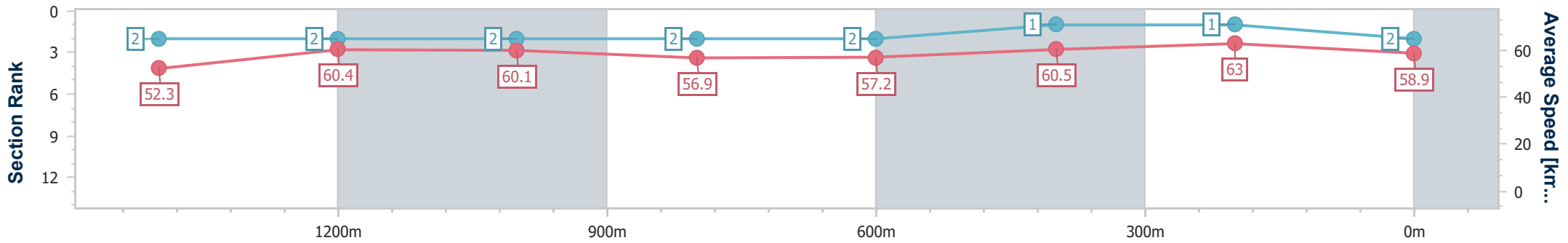
17 January 2024 - 16:35

Track Rating: Soft 7, Weather: Overcast, Rail Position: +7.5 Entire



BRISBANE RACING CLUB

Section	Overall	1400m	1200m	1000m	800m	600m	400m	200m
Section Times	1:42.07 [2] (0:17.28)	1:24.79 [2] (0:11.93)	1:12.86 [2] (0:11.98)	1:00.88 [2] (0:12.65)	0:48.23 [2] (0:12.64)	0:35.59 [2] (0:11.96)	0:23.63 [1] (0:11.42)	0:12.21 [1] (0:12.21)
Average Speed [km/h]	52.3	60.4	60.1	56.9	57.2	60.5	63.0	58.9
Top Speed [km/h]	62.7	61.1	61.7	58.1	59.0	62.4	63.9	62.8
Avg. Dist. to Rail [m]	3.7	0.3	0.3	0.3	0.9	1.1	0.5	0.3
Avg. Stride Freq. [Hz]	2.2	2.3	2.2	2.2	2.2	2.3	2.3	2.3
Avg. Stride Length [m]	6.6	7.4	7.5	7.3	7.3	7.4	7.4	7.1



- [] Ranking at each section and finish
- .-.- No data available at this section
- NA No data available



Horse/Jockey Name	Patmos Island
Final Rank	3
Fastest Section Time (Section)	0:11.42 (400m)
Top Speed [km/h] (Section)	63.7 (400m)
Race State	Finished



Doomben QLD Professional

Race 6: XXXX GOLD BENCHMARK 68 Handicap - 1650m

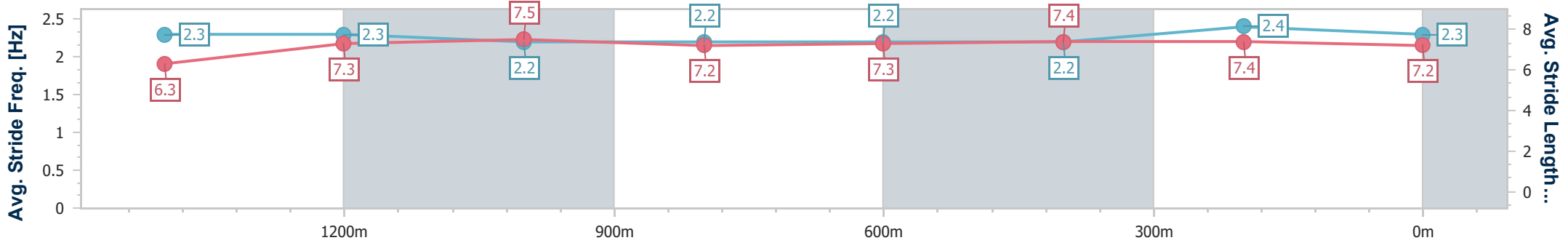
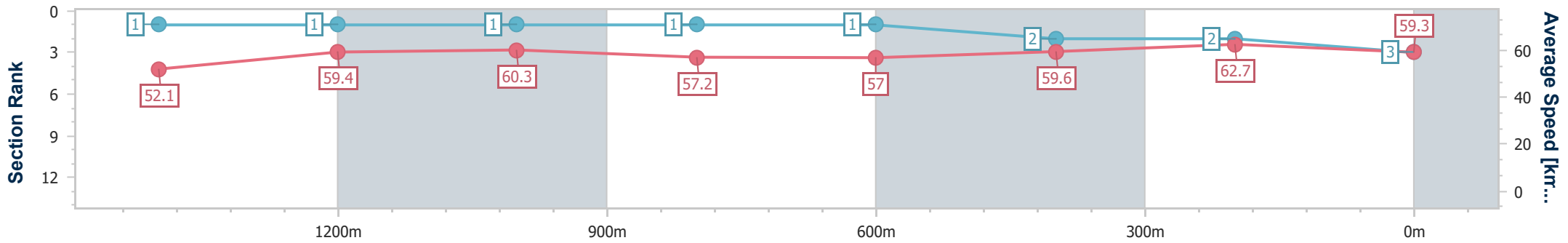
17 January 2024 - 16:35

Track Rating: Soft 7, Weather: Overcast, Rail Position: +7.5 Entire



BRISBANE RACING CLUB

Section	Overall	1400m	1200m	1000m	800m	600m	400m	200m
Section Times	1:42.07 [3] (0:17.23)	1:24.84 [1] (0:11.97)	1:12.87 [1] (0:11.98)	1:00.89 [1] (0:12.58)	0:48.31 [1] (0:12.65)	0:35.66 [1] (0:12.07)	0:23.59 [2] (0:11.42)	0:12.17 [2] (0:12.17)
Average Speed [km/h]	52.1	59.4	60.3	57.2	57.0	59.6	62.7	59.3
Top Speed [km/h]	62.3	60.4	61.9	58.3	58.4	61.2	63.7	62.1
Avg. Dist. to Rail [m]	1.9	1.9	0.7	0.3	0.5	0.5	1.3	1.5
Avg. Stride Freq. [Hz]	2.3	2.3	2.2	2.2	2.2	2.2	2.4	2.3
Avg. Stride Length [m]	6.3	7.3	7.5	7.2	7.3	7.4	7.4	7.2



- [] Ranking at each section and finish
- .-.- No data available at this section
- NA No data available



Horse/Jockey Name	Diaco
Final Rank	4
Fastest Section Time (Section)	0:11.25 (400m)
Top Speed [km/h] (Section)	65.5 (400m)
Race State	Finished



Doomben QLD Professional

Race 6: XXXX GOLD BENCHMARK 68 Handicap - 1650m

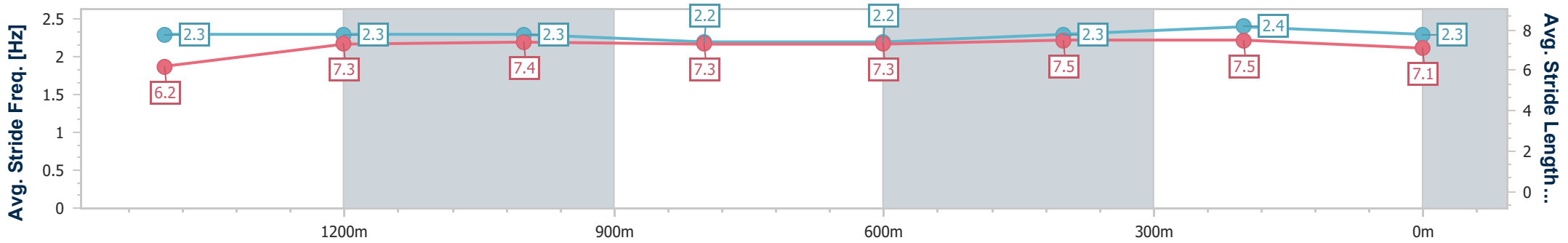
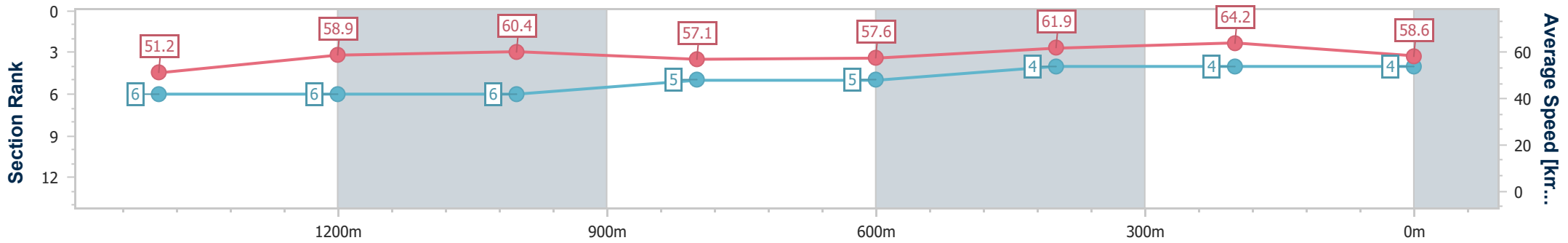
17 January 2024 - 16:35

Track Rating: Soft 7, Weather: Overcast, Rail Position: +7.5 Entire



BRISBANE RACING CLUB

Section	Overall	1400m	1200m	1000m	800m	600m	400m	200m
Section Times	1:42.33 [4] (0:17.61)	1:24.72 [6] (0:12.22)	1:12.50 [6] (0:11.96)	1:00.54 [6] (0:12.62)	0:47.92 [5] (0:12.59)	0:35.33 [5] (0:11.82)	0:23.51 [4] (0:11.25)	0:12.26 [4] (0:12.26)
Average Speed [km/h]	51.2	58.9	60.4	57.1	57.6	61.9	64.2	58.6
Top Speed [km/h]	61.7	60.3	61.8	58.4	59.4	63.4	65.5	62.9
Avg. Dist. to Rail [m]	2.2	0.5	1.0	1.0	1.3	2.6	2.2	3.5
Avg. Stride Freq. [Hz]	2.3	2.3	2.3	2.2	2.2	2.3	2.4	2.3
Avg. Stride Length [m]	6.2	7.3	7.4	7.3	7.3	7.5	7.5	7.1



- [] Ranking at each section and finish
- .-.- No data available at this section
- NA No data available



Horse/Jockey Name	Jubai Pride
Final Rank	5
Fastest Section Time (Section)	0:11.34 (400m)
Top Speed [km/h] (Section)	64.8 (400m)
Race State	Finished



Doomben QLD Professional

Race 6: XXXX GOLD BENCHMARK 68 Handicap - 1650m

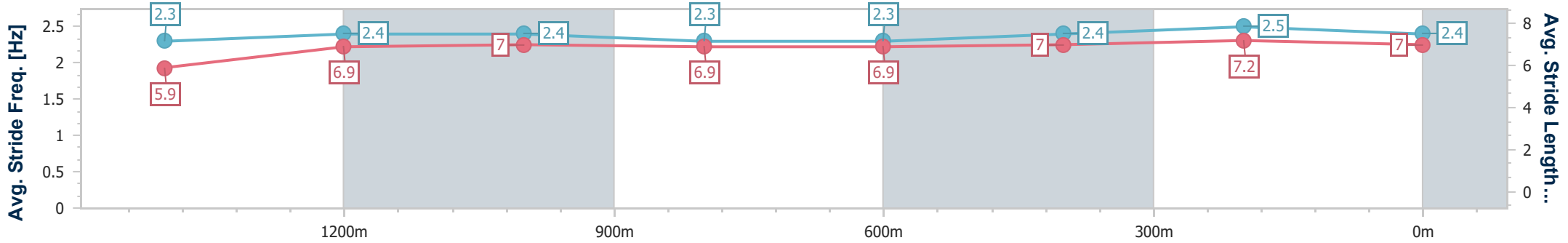
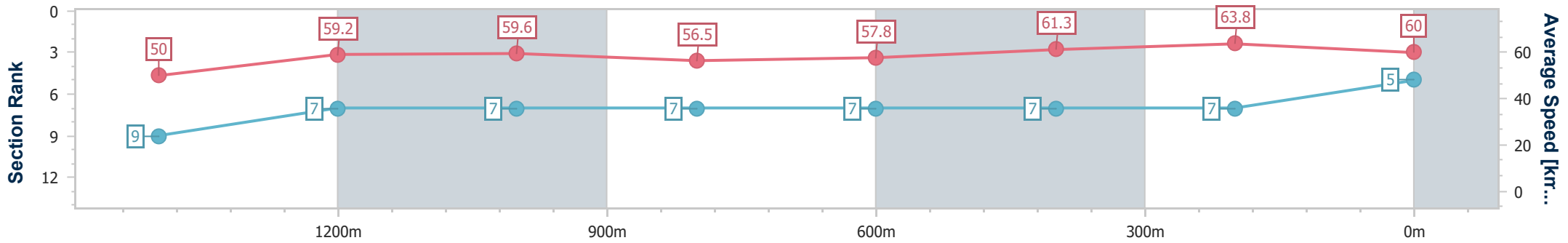
17 January 2024 - 16:35

Track Rating: Soft 7, Weather: Overcast, Rail Position: +7.5 Entire



BRISBANE RACING CLUB

Section	Overall	1400m	1200m	1000m	800m	600m	400m	200m
Section Times	1:42.48 [5] (0:17.94)	1:24.54 [9] (0:12.01)	1:12.53 [7] (0:12.12)	1:00.41 [7] (0:12.73)	0:47.68 [7] (0:12.46)	0:35.22 [7] (0:11.86)	0:23.36 [7] (0:11.34)	0:12.02 [7] (0:12.02)
Average Speed [km/h]	50.0	59.2	59.6	56.5	57.8	61.3	63.8	60.0
Top Speed [km/h]	60.9	61.3	61.0	58.8	60.8	62.1	64.8	63.7
Avg. Dist. to Rail [m]	1.3	1.9	0.4	0.3	0.4	1.6	2.9	4.8
Avg. Stride Freq. [Hz]	2.3	2.4	2.4	2.3	2.3	2.4	2.5	2.4
Avg. Stride Length [m]	5.9	6.9	7.0	6.9	6.9	7.0	7.2	7.0



- [] Ranking at each section and finish
- .-.- No data available at this section
- NA No data available



Horse/Jockey Name	Toolatamate
Final Rank	6
Fastest Section Time (Section)	0:11.26 (400m)
Top Speed [km/h] (Section)	65.0 (400m)
Race State	Finished



Doomben QLD Professional

Race 6: XXXX GOLD BENCHMARK 68 Handicap - 1650m

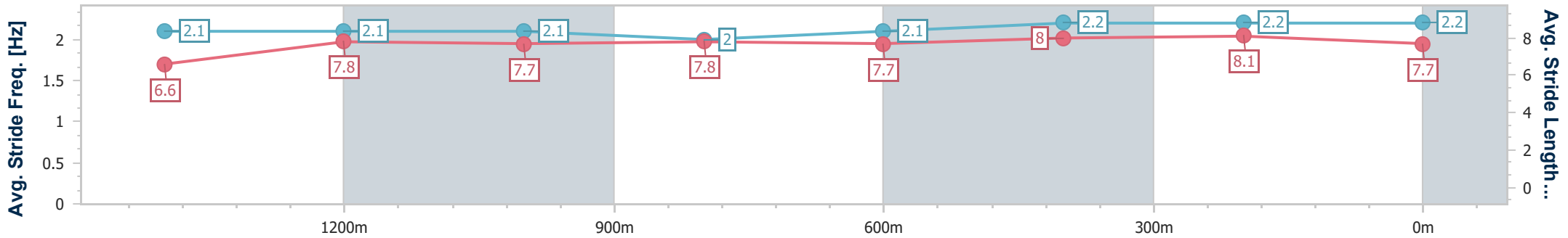
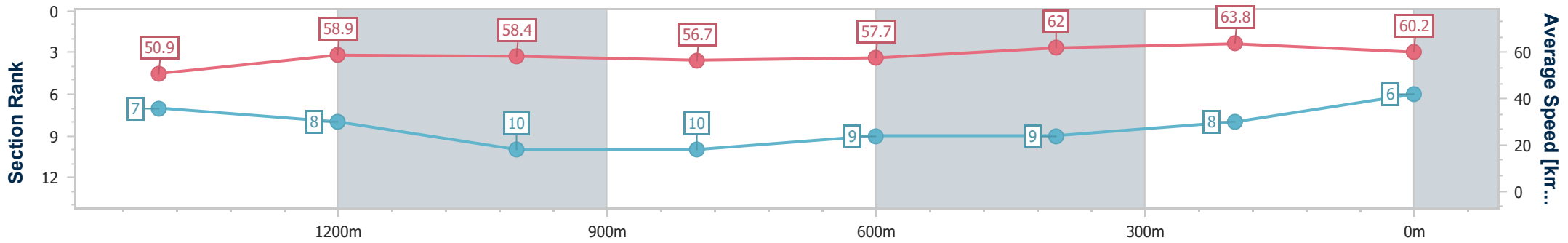
17 January 2024 - 16:35

Track Rating: Soft 7, Weather: Overcast, Rail Position: +7.5 Entire



BRISBANE RACING CLUB

Section	Overall	1400m	1200m	1000m	800m	600m	400m	200m
Section Times	1:42.52 [6] (0:17.69)	1:24.83 [7] (0:12.38)	1:12.45 [8] (0:12.29)	1:00.16 [10] (0:12.78)	0:47.38 [10] (0:12.50)	0:34.88 [9] (0:11.67)	0:23.21 [9] (0:11.26)	0:11.95 [8] (0:11.95)
Average Speed [km/h]	50.9	58.9	58.4	56.7	57.7	62.0	63.8	60.2
Top Speed [km/h]	62.5	60.4	60.0	58.9	59.4	63.1	65.0	62.2
Avg. Dist. to Rail [m]	3.1	1.7	2.2	1.4	0.8	0.3	1.2	4.8
Avg. Stride Freq. [Hz]	2.1	2.1	2.1	2.0	2.1	2.2	2.2	2.2
Avg. Stride Length [m]	6.6	7.8	7.7	7.8	7.7	8.0	8.1	7.7



- [] Ranking at each section and finish
- .-.- No data available at this section
- NA No data available



Horse/Jockey Name	Flying Rothe
Final Rank	7
Fastest Section Time (Section)	0:11.51 (400m)
Top Speed [km/h] (Section)	63.5 (400m)
Race State	Finished



Doomben QLD Professional

Race 6: XXXX GOLD BENCHMARK 68 Handicap - 1650m

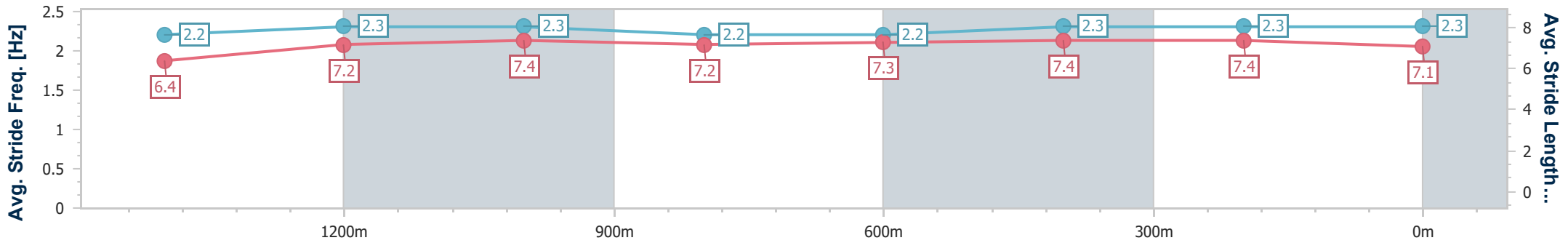
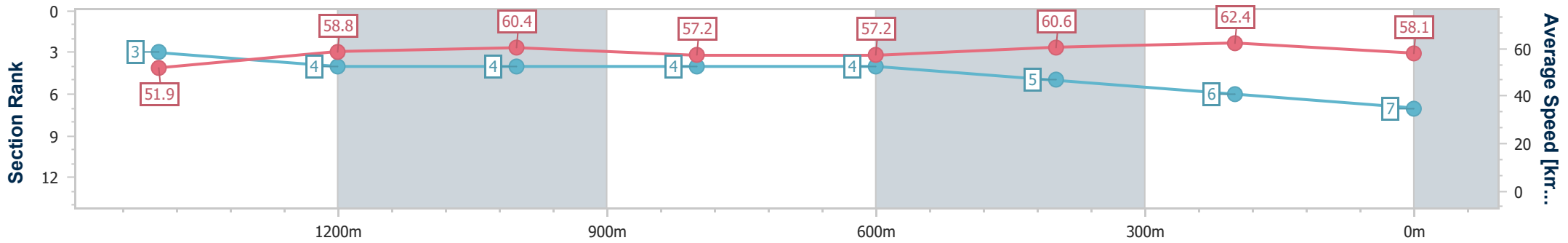
17 January 2024 - 16:35

Track Rating: Soft 7, Weather: Overcast, Rail Position: +7.5 Entire



BRISBANE RACING CLUB

Section	Overall	1400m	1200m	1000m	800m	600m	400m	200m
Section Times	1:42.71 [7] (0:17.36)	1:25.35 [3] (0:12.29)	1:13.06 [4] (0:11.94)	1:01.12 [4] (0:12.65)	0:48.47 [4] (0:12.62)	0:35.85 [4] (0:11.98)	0:23.87 [5] (0:11.51)	0:12.36 [6] (0:12.36)
Average Speed [km/h]	51.9	58.8	60.4	57.2	57.2	60.6	62.4	58.1
Top Speed [km/h]	62.3	59.9	62.1	58.1	59.1	62.4	63.5	62.3
Avg. Dist. to Rail [m]	0.7	1.1	1.4	1.2	0.9	0.8	1.0	2.9
Avg. Stride Freq. [Hz]	2.2	2.3	2.3	2.2	2.2	2.3	2.3	2.3
Avg. Stride Length [m]	6.4	7.2	7.4	7.2	7.3	7.4	7.4	7.1



- [] Ranking at each section and finish
- .-.- No data available at this section
- NA No data available



Horse/Jockey Name	Western Springs
Final Rank	8
Fastest Section Time (Section)	0:11.34 (400m)
Top Speed [km/h] (Section)	64.8 (400m)
Race State	Finished



Doomben QLD Professional

Race 6: XXXX GOLD BENCHMARK 68 Handicap - 1650m

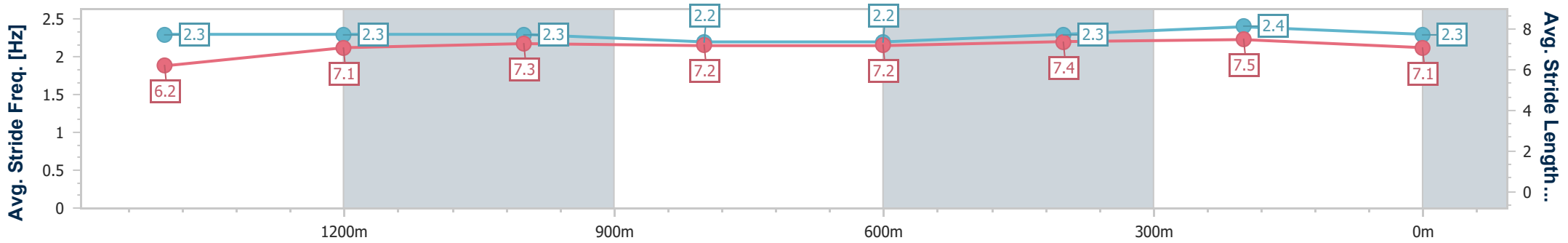
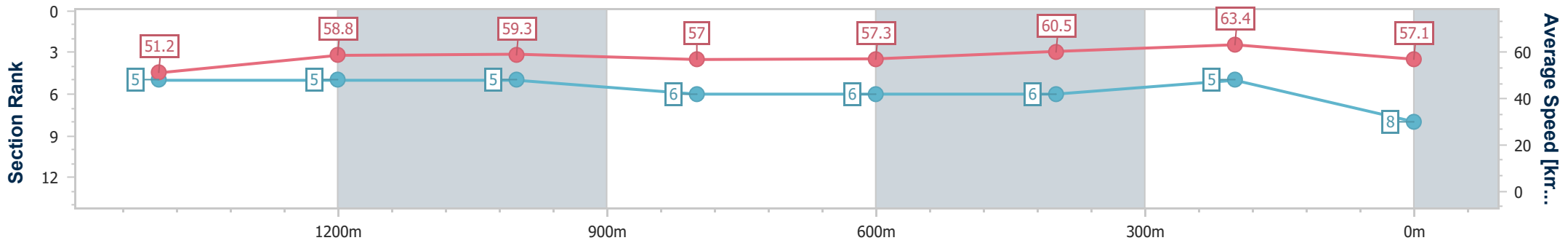
17 January 2024 - 16:35

Track Rating: Soft 7, Weather: Overcast, Rail Position: +7.5 Entire



BRISBANE RACING CLUB

Section	Overall	1400m	1200m	1000m	800m	600m	400m	200m
Section Times	1:42.87 [8] (0:17.55)	1:25.32 [5] (0:12.12)	1:13.20 [5] (0:12.12)	1:01.08 [5] (0:12.64)	0:48.44 [6] (0:12.58)	0:35.86 [6] (0:11.95)	0:23.91 [6] (0:11.34)	0:12.57 [5] (0:12.57)
Average Speed [km/h]	51.2	58.8	59.3	57.0	57.3	60.5	63.4	57.1
Top Speed [km/h]	62.0	60.2	60.9	57.9	58.9	63.6	64.8	61.8
Avg. Dist. to Rail [m]	1.3	1.4	0.3	0.2	0.3	0.6	0.2	0.5
Avg. Stride Freq. [Hz]	2.3	2.3	2.3	2.2	2.2	2.3	2.4	2.3
Avg. Stride Length [m]	6.2	7.1	7.3	7.2	7.2	7.4	7.5	7.1



- [] Ranking at each section and finish
- .-.- No data available at this section
- NA No data available



Horse/Jockey Name	Semaphore Girl
Final Rank	9
Fastest Section Time (Section)	0:11.40 (400m)
Top Speed [km/h] (Section)	63.9 (400m)
Race State	Finished



Doomben QLD Professional

Race 6: XXXX GOLD BENCHMARK 68 Handicap - 1650m

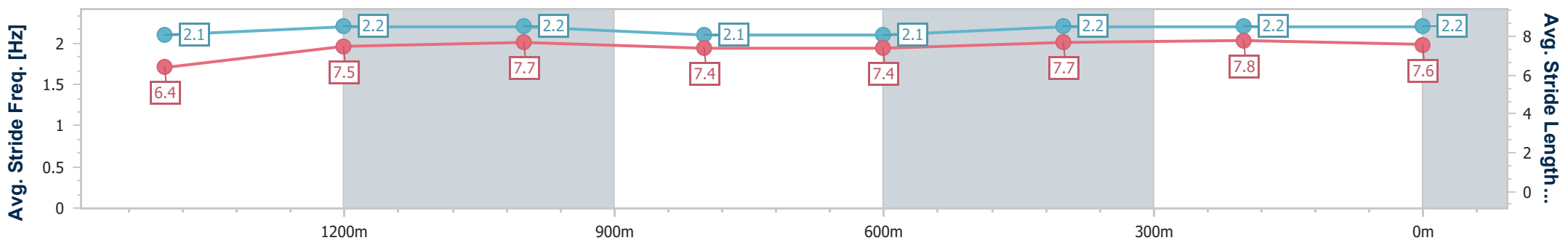
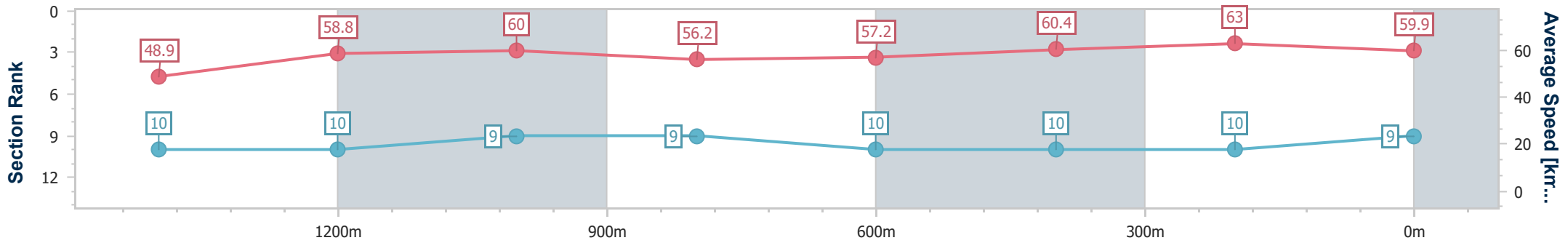
17 January 2024 - 16:35

Track Rating: Soft 7, Weather: Overcast, Rail Position: +7.5 Entire



BRISBANE RACING CLUB

Section	Overall	1400m	1200m	1000m	800m	600m	400m	200m
Section Times	1:43.06 [9] (0:18.32)	1:24.74 [10] (0:11.97)	1:12.77 [10] (0:12.02)	1:00.75 [9] (0:12.79)	0:47.96 [9] (0:12.57)	0:35.39 [10] (0:11.98)	0:23.41 [10] (0:11.40)	0:12.01 [10] (0:12.01)
Average Speed [km/h]	48.9	58.8	60.0	56.2	57.2	60.4	63.0	59.9
Top Speed [km/h]	59.7	61.3	60.9	59.8	58.8	61.9	63.9	62.5
Avg. Dist. to Rail [m]	3.2	3.5	2.2	1.2	0.6	0.7	0.6	0.9
Avg. Stride Freq. [Hz]	2.1	2.2	2.2	2.1	2.1	2.2	2.2	2.2
Avg. Stride Length [m]	6.4	7.5	7.7	7.4	7.4	7.7	7.8	7.6



- [] Ranking at each section and finish
- .-.- No data available at this section
- NA No data available



Horse/Jockey Name	Leitzel
Final Rank	10
Fastest Section Time (Section)	0:11.75 (400m)
Top Speed [km/h] (Section)	63.1 (1200m)
Race State	Finished



Doomben QLD Professional

Race 6: XXXX GOLD BENCHMARK 68 Handicap - 1650m

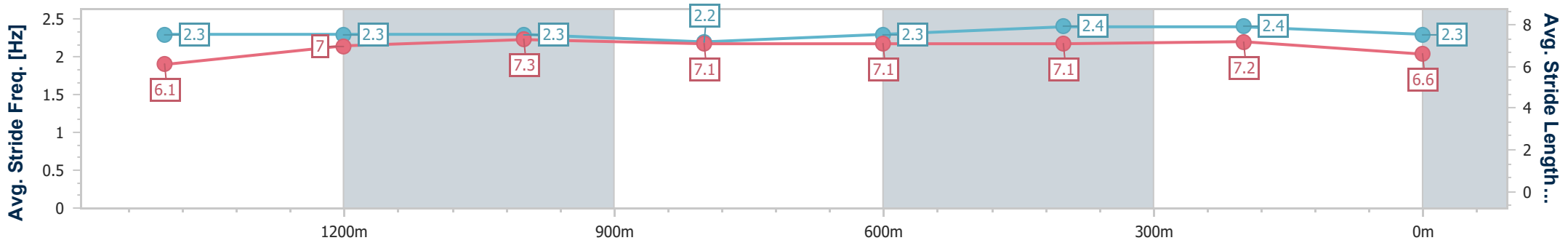
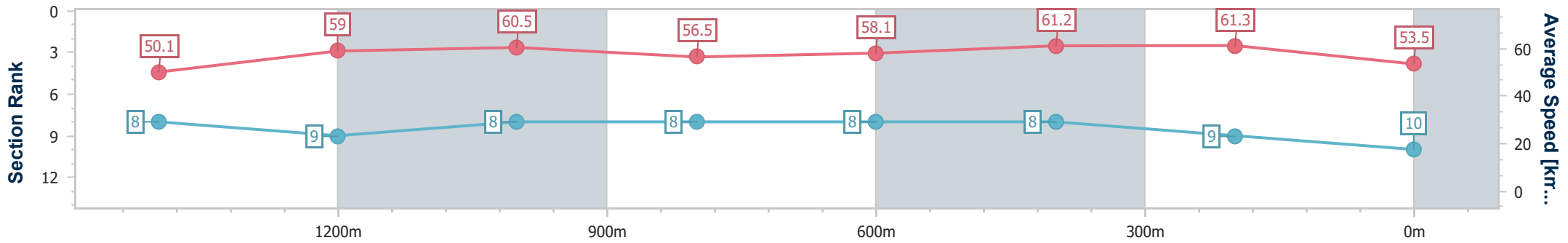
17 January 2024 - 16:35

Track Rating: Soft 7, Weather: Overcast, Rail Position: +7.5 Entire



BRISBANE RACING CLUB

Section	Overall	1400m	1200m	1000m	800m	600m	400m	200m
Section Times	1:44.42 [10] (0:17.92)	1:26.50 [8] (0:12.20)	1:14.30 [9] (0:11.95)	1:02.35 [8] (0:12.77)	0:49.58 [8] (0:12.48)	0:37.10 [8] (0:11.90)	0:25.20 [8] (0:11.75)	0:13.45 [9] (0:13.45)
Average Speed [km/h]	50.1	59.0	60.5	56.5	58.1	61.2	61.3	53.5
Top Speed [km/h]	61.7	61.9	63.1	59.9	59.7	62.6	62.5	59.2
Avg. Dist. to Rail [m]	1.4	0.3	0.9	1.6	1.2	1.8	2.1	2.4
Avg. Stride Freq. [Hz]	2.3	2.3	2.3	2.2	2.3	2.4	2.4	2.3
Avg. Stride Length [m]	6.1	7.0	7.3	7.1	7.1	7.1	7.2	6.6



- [] Ranking at each section and finish
- .-.- No data available at this section
- NA No data available