



# Sunshine Coast QLD Professional

## Race 4: RUMBA BEACH RESORT Maiden Plate - 1200m

14 January 2024 - 14:34



Track Rating: Heavy 9, Weather: Fine, Rail Position: +9m Entire

Section		Field Times											Last 600m	
		Overall	1000m	800m	600m	400m	200m						0:36.03	
		1:13.27 (0:13.80)	0:59.47 (0:11.37)	0:48.10 (0:12.07)	0:36.03 (0:12.12)	0:23.91 (0:11.73)	0:12.18 (0:12.18)							
Rank	TAB	Horse/Jockey	Barrier	Top Speed [km/h]	Fastest Section								Margin	Distance Travelled [m]
1	3	DAINTREE DREAMING Robbie Dolan	2	64.6 1000m	0:11.41 400m	1:13.27 [1] (0:14.42)	0:58.85 [9] (0:11.61)	0:47.24 [9] (0:12.01)	0:35.23 [9] (0:11.89)	0:23.34 [9] (0:11.41)	0:11.93 [5] (0:11.93)	1:13.27	0:35.23	
2	16	READY TO MINGLE Jake Bayliss	3	64.5 Overall	0:11.56 400m	1:13.29 [2] (0:13.80)	0:59.49 [1] (0:11.67)	0:47.82 [4] (0:12.06)	0:35.76 [3] (0:12.00)	0:23.76 [3] (0:11.56)	0:12.20 [1] (0:12.20)	0.1L	0:35.76	+0
3	8	MISS BACALL Mark Du Plessis	9	65.6 Overall	0:11.37 1000m	1:13.47 [3] (0:13.87)	0:59.60 [3] (0:11.37)	0:48.23 [2] (0:12.16)	0:36.07 [2] (0:12.05)	0:24.02 [2] (0:11.67)	0:12.35 [2] (0:12.35)	1.1L	0:36.07	+4
4	15	BLISS MISS Samantha Collett	6	64.6 1000m	0:11.46 400m	1:13.68 [4] (0:14.66)	0:59.02 [11] (0:11.49)	0:47.53 [11] (0:12.04)	0:35.49 [10] (0:11.91)	0:23.58 [10] (0:11.46)	0:12.12 [10] (0:12.12)	2.1L	0:35.49	+1
5	12	TRAVIATA Emily Lang	8	65.8 Overall	0:11.57 400m	1:13.83 [5] (0:13.85)	0:59.98 [2] (0:11.62)	0:48.36 [3] (0:12.15)	0:36.21 [4] (0:12.16)	0:24.05 [6] (0:11.57)	0:12.48 [6] (0:12.48)	2.9L	0:36.21	+3
6	6	THE MERCHANT Dale Smith	1	64.6 1000m	0:11.57 1000m	1:13.89 [6] (0:14.08)	0:59.81 [6] (0:11.57)	0:48.24 [6] (0:12.04)	0:36.20 [6] (0:12.03)	0:24.17 [5] (0:11.63)	0:12.54 [7] (0:12.54)	3.1L	0:36.20	-1
7	2	BLUEPRINT Luke Tarrant	7	64.1 1000m	0:11.56 1000m	1:14.01 [7] (0:14.56)	0:59.45 [10] (0:11.56)	0:47.89 [10] (0:12.10)	0:35.79 [11] (0:11.93)	0:23.86 [11] (0:11.56)	0:12.30 [11] (0:12.30)	3.6L	0:35.79	+3
8	11	HOLY CROWN Wanderson D'Avila	11	64.0 1000m	0:11.51 400m	1:14.07 [8] (0:14.14)	0:59.93 [8] (0:11.71)	0:48.22 [8] (0:12.16)	0:36.06 [8] (0:11.81)	0:24.25 [7] (0:11.51)	0:12.74 [4] (0:12.74)	3.8L	0:36.06	+0
9	7	CAESAR CAKE Ben Thompson	4	64.1 1000m	0:11.58 1000m	1:14.12 [9] (0:14.08)	1:00.04 [7] (0:11.58)	0:48.46 [7] (0:12.13)	0:36.33 [7] (0:12.03)	0:24.30 [8] (0:11.67)	0:12.63 [9] (0:12.63)	4L	0:36.33	+4
10	1	AMADOR Cejay Graham	14	63.9 400m	0:11.57 400m	1:14.37 [10] (0:14.73)	0:59.64 [12] (0:11.63)	0:48.01 [12] (0:12.01)	0:36.00 [12] (0:11.79)	0:24.21 [12] (0:11.57)	0:12.64 [12] (0:12.64)	5.3L	0:36.00	+5

Scratched: Malotru (#5), My Spirit (#14), Vocals (#9), Rare And Reliable (#13)

[ ] Ranking at each section and finish  
 -:-:- No data available at this section  
 NA No data available

SCN Saddle cloth number  
 DNF Did not finish  
 DNT Did not track



# Sunshine Coast QLD Professional

## Race 4: RUMBA BEACH RESORT Maiden Plate - 1200m

14 January 2024 - 14:34



Track Rating: Heavy 9, Weather: Fine, Rail Position: +9m Entire

Section		Overall	1000m	800m	600m	400m	200m	Last 600m					
Field Times		1:13.27 (0:13.80)	0:59.47 (0:11.37)	0:48.10 (0:12.07)	0:36.03 (0:12.12)	0:23.91 (0:11.73)	0:12.18 (0:12.18)	0:36.03					
Rank	TAB Horse/Jockey	Barrier	Top Speed [km/h]	Fastest Section	Margin							Distance Travelled [m]	
11	4 <b>FLAWLESS AMBITION</b> Ryan Maloney	12	64.4 1000m	0:11.57 1000m	1:14.43 [11] (0:13.99)	1:00.44 [5] (0:11.57)	0:48.87 [5] (0:12.09)	0:36.78 [5] (0:11.98)	0:24.80 [4] (0:11.86)	0:12.94 [8] (0:12.94)	5.6L	0:36.78	+9
12	10 <b>BELEGATO</b> Michael Rodd	5	66.1 1000m	0:11.28 1000m	1:15.20 [12] (0:13.89)	1:01.31 [4] (0:11.28)	0:50.03 [1] (0:12.07)	0:37.96 [1] (0:12.12)	0:25.84 [1] (0:11.90)	0:13.94 [3] (0:13.94)	10.1L	0:37.96	+1

Scratched: Malotru (#5), My Spirit (#14), Vocals (#9), Rare And Reliable (#13)

[ ] Ranking at each section and finish  
 -:-:-:- No data available at this section  
 NA No data available

SCN Saddle cloth number  
 DNF Did not finish  
 DNT Did not track



Horse/Jockey Name	Daintree Dreaming
Final Rank	1
Fastest Section Time (Section)	0:11.41 (400m)
Top Speed [km/h] (Section)	64.6 (1000m)
Race State	Finished



Sunshine Coast QLD Professional

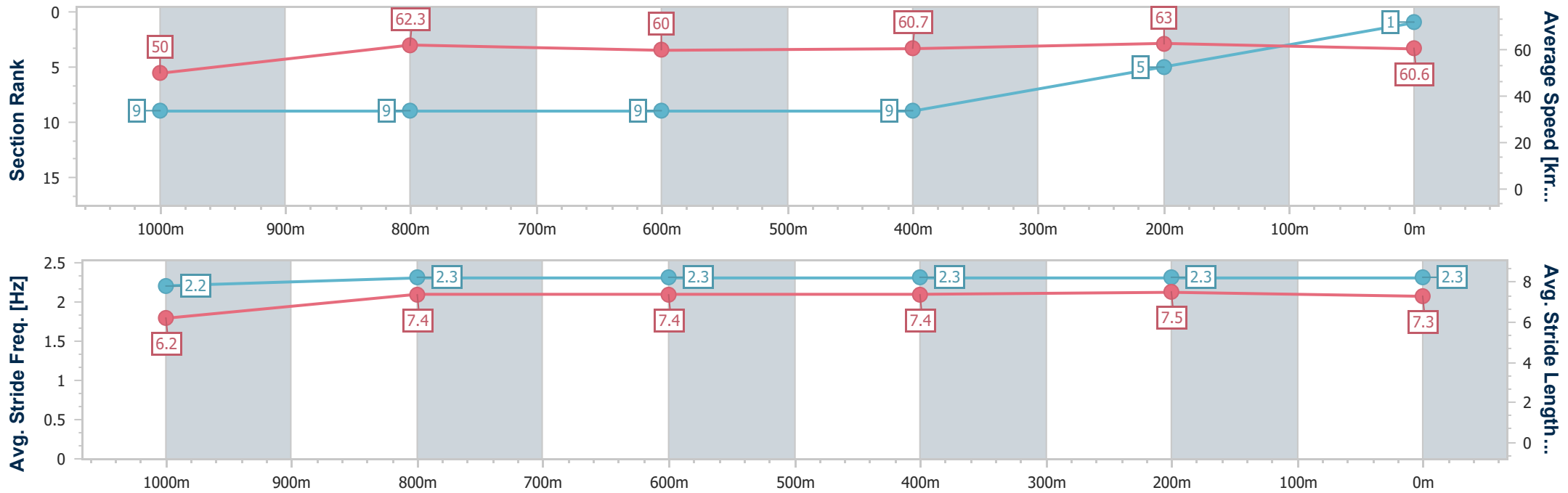
Race 4: RUMBA BEACH RESORT Maiden Plate - 1200m



14 January 2024 - 14:34

Track Rating: Heavy 9, Weather: Fine, Rail Position: +9m Entire

Section	Overall	1000m	800m	600m	400m	200m
Section Times	1:13.27 [1] (0:14.42)	0:58.85 [9] (0:11.61)	0:47.24 [9] (0:12.01)	0:35.23 [9] (0:11.89)	0:23.34 [9] (0:11.41)	0:11.93 [5] (0:11.93)
Average Speed [km/h]	50.0	62.3	60.0	60.7	63.0	60.6
Top Speed [km/h]	64.1	64.6	60.9	61.5	63.9	62.2
Avg. Dist. to Rail [m]	3.5	2.1	0.3	0.5	2.1	4.3
Avg. Stride Freq. [Hz]	2.2	2.3	2.3	2.3	2.3	2.3
Avg. Stride Length [m]	6.2	7.4	7.4	7.4	7.5	7.3



- [ ] Ranking at each section and finish
- .-.- No data available at this section
- NA No data available



Horse/Jockey Name	Ready To Mingle
Final Rank	2
Fastest Section Time (Section)	0:11.56 (400m)
Top Speed [km/h] (Section)	64.5 (Overall)
Race State	Finished



Sunshine Coast QLD Professional

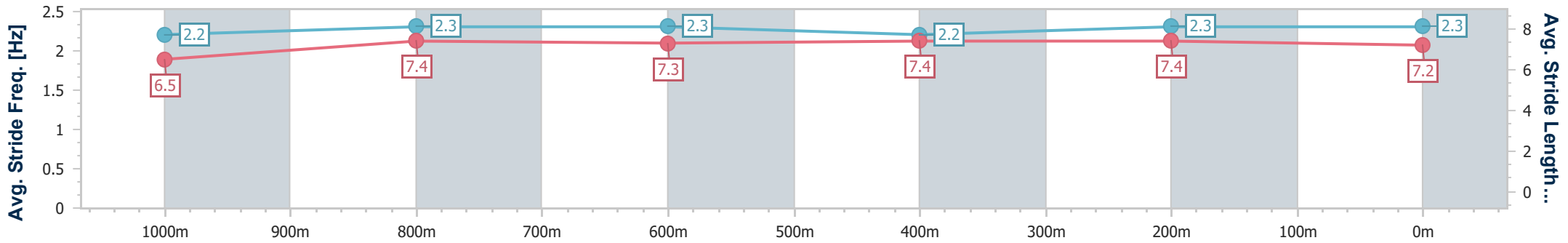
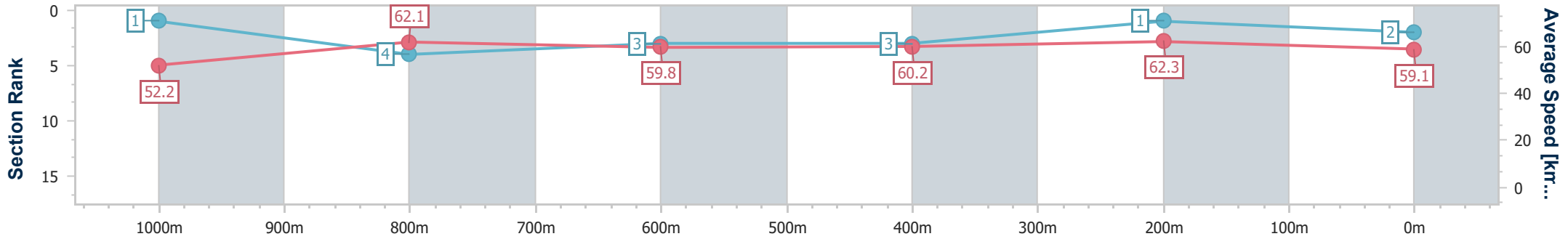
Race 4: RUMBA BEACH RESORT Maiden Plate - 1200m



14 January 2024 - 14:34

Track Rating: Heavy 9, Weather: Fine, Rail Position: +9m Entire

Section	Overall	1000m	800m	600m	400m	200m
Section Times	1:13.29 [2] (0:13.80)	0:59.49 [1] (0:11.67)	0:47.82 [4] (0:12.06)	0:35.76 [3] (0:12.00)	0:23.76 [3] (0:11.56)	0:12.20 [1] (0:12.20)
Average Speed [km/h]	52.2	62.1	59.8	60.2	62.3	59.1
Top Speed [km/h]	64.5	64.3	61.2	62.2	63.1	61.6
Avg. Dist. to Rail [m]	3.9	2.4	0.8	0.2	0.9	1.8
Avg. Stride Freq. [Hz]	2.2	2.3	2.3	2.2	2.3	2.3
Avg. Stride Length [m]	6.5	7.4	7.3	7.4	7.4	7.2



- [ ] Ranking at each section and finish
- .-.- No data available at this section
- NA No data available



Horse/Jockey Name	Miss Bacall
Final Rank	3
Fastest Section Time (Section)	0:11.37 (1000m)
Top Speed [km/h] (Section)	65.6 (Overall)
Race State	Finished



Sunshine Coast QLD Professional

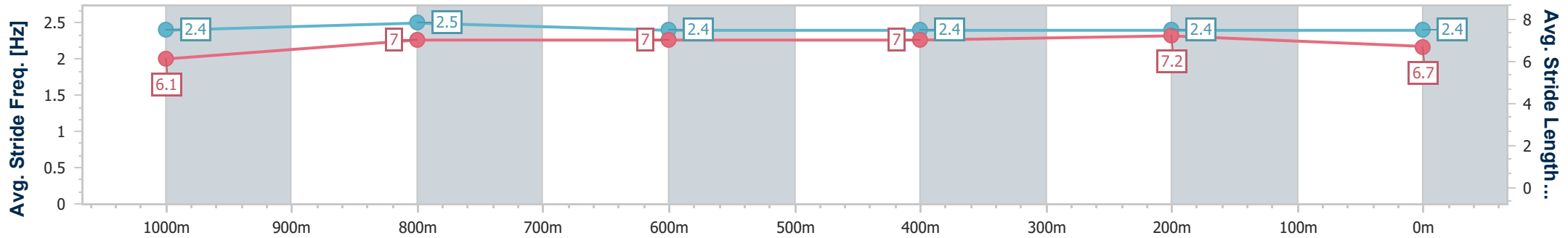
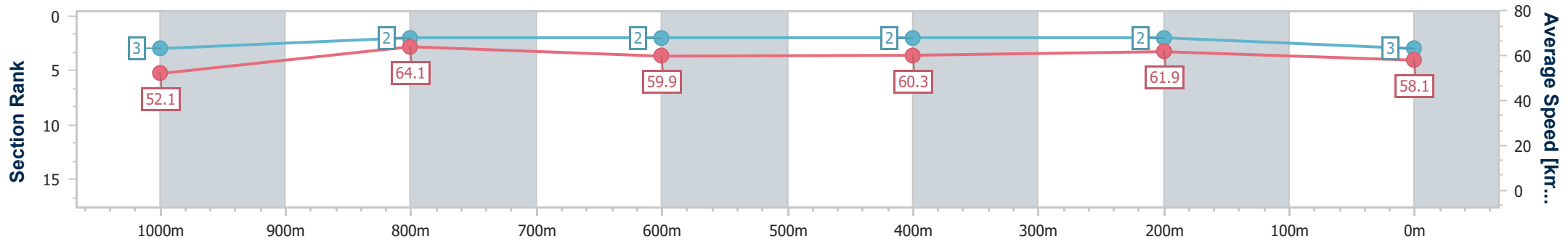
Race 4: RUMBA BEACH RESORT Maiden Plate - 1200m



14 January 2024 - 14:34

Track Rating: Heavy 9, Weather: Fine, Rail Position: +9m Entire

Section	Overall	1000m	800m	600m	400m	200m
Section Times	1:13.47 [3] (0:13.87)	0:59.60 [3] (0:11.37)	0:48.23 [2] (0:12.16)	0:36.07 [2] (0:12.05)	0:24.02 [2] (0:11.67)	0:12.35 [2] (0:12.35)
Average Speed [km/h]	52.1	64.1	59.9	60.3	61.9	58.1
Top Speed [km/h]	65.6	65.5	62.5	61.4	62.4	60.9
Avg. Dist. to Rail [m]	9.0	5.1	2.3	1.7	2.9	3.3
Avg. Stride Freq. [Hz]	2.4	2.5	2.4	2.4	2.4	2.4
Avg. Stride Length [m]	6.1	7.0	7.0	7.0	7.2	6.7



- [ ] Ranking at each section and finish
- .-.- No data available at this section
- NA No data available



Horse/Jockey Name	Bliss Miss
Final Rank	4
Fastest Section Time (Section)	0:11.46 (400m)
Top Speed [km/h] (Section)	64.6 (1000m)
Race State	Finished



Sunshine Coast QLD Professional

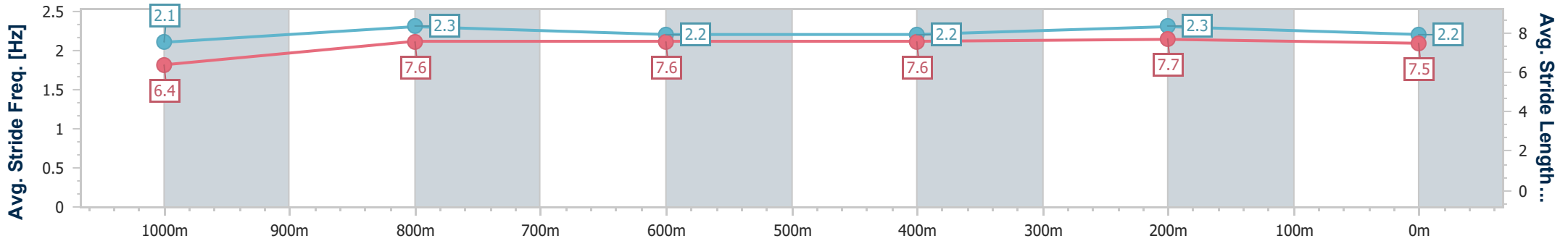
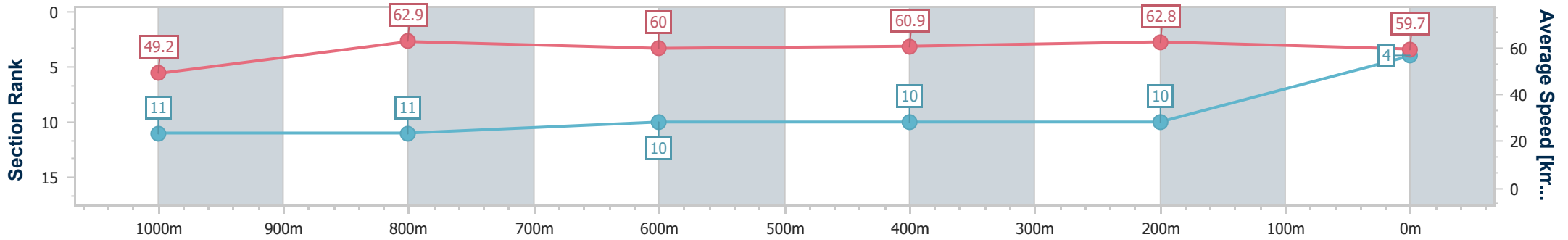
Race 4: RUMBA BEACH RESORT Maiden Plate - 1200m



14 January 2024 - 14:34

Track Rating: Heavy 9, Weather: Fine, Rail Position: +9m Entire

Section	Overall	1000m	800m	600m	400m	200m
Section Times	1:13.68 [4] (0:14.66)	0:59.02 [11] (0:11.49)	0:47.53 [11] (0:12.04)	0:35.49 [10] (0:11.91)	0:23.58 [10] (0:11.46)	0:12.12 [10]
Average Speed [km/h]	49.2	62.9	60.0	60.9	62.8	59.7
Top Speed [km/h]	61.9	64.6	61.9	61.7	63.5	61.3
Avg. Dist. to Rail [m]	4.2	1.6	1.1	1.5	2.6	3.7
Avg. Stride Freq. [Hz]	2.1	2.3	2.2	2.2	2.3	2.2
Avg. Stride Length [m]	6.4	7.6	7.6	7.6	7.7	7.5



- [ ] Ranking at each section and finish
- .-.- No data available at this section
- NA No data available



Horse/Jockey Name	Traviata
Final Rank	5
Fastest Section Time (Section)	0:11.57 (400m)
Top Speed [km/h] (Section)	65.8 (Overall)
Race State	Finished



Sunshine Coast QLD Professional

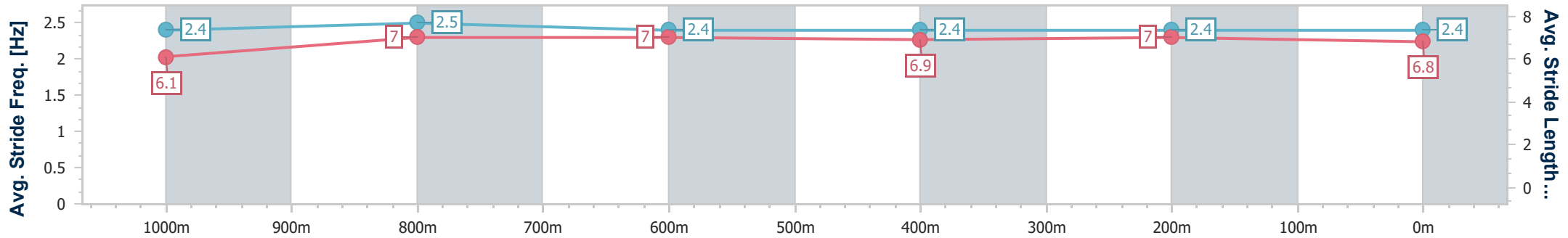
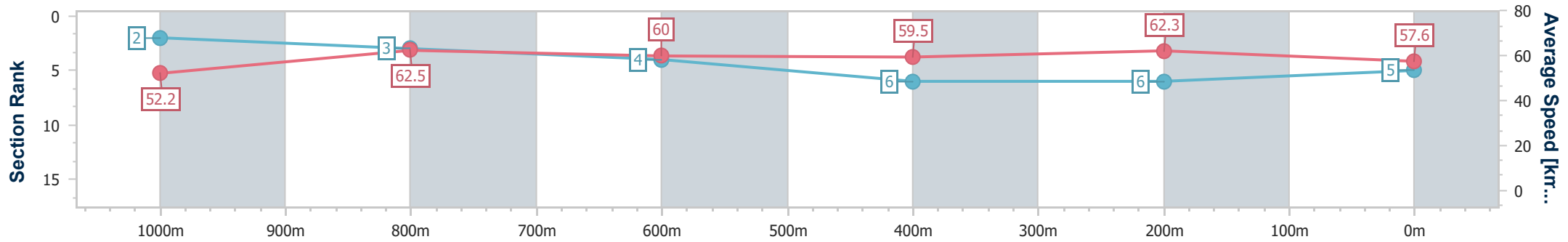
Race 4: RUMBA BEACH RESORT Maiden Plate - 1200m



14 January 2024 - 14:34

Track Rating: Heavy 9, Weather: Fine, Rail Position: +9m Entire

Section	Overall	1000m	800m	600m	400m	200m
Section Times	1:13.83 [5] (0:13.85)	0:59.98 [2] (0:11.62)	0:48.36 [3] (0:12.15)	0:36.21 [4] (0:12.16)	0:24.05 [6] (0:11.57)	0:12.48 [6] (0:12.48)
Average Speed [km/h]	52.2	62.5	60.0	59.5	62.3	57.6
Top Speed [km/h]	65.8	64.4	61.5	60.6	63.3	61.3
Avg. Dist. to Rail [m]	7.9	4.4	2.4	0.8	1.9	5.1
Avg. Stride Freq. [Hz]	2.4	2.5	2.4	2.4	2.4	2.4
Avg. Stride Length [m]	6.1	7.0	7.0	6.9	7.0	6.8



- [ ] Ranking at each section and finish
- .-.- No data available at this section
- NA No data available



Horse/Jockey Name	The Merchant
Final Rank	6
Fastest Section Time (Section)	0:11.57 (1000m)
Top Speed [km/h] (Section)	64.6 (1000m)
Race State	Finished



Sunshine Coast QLD Professional

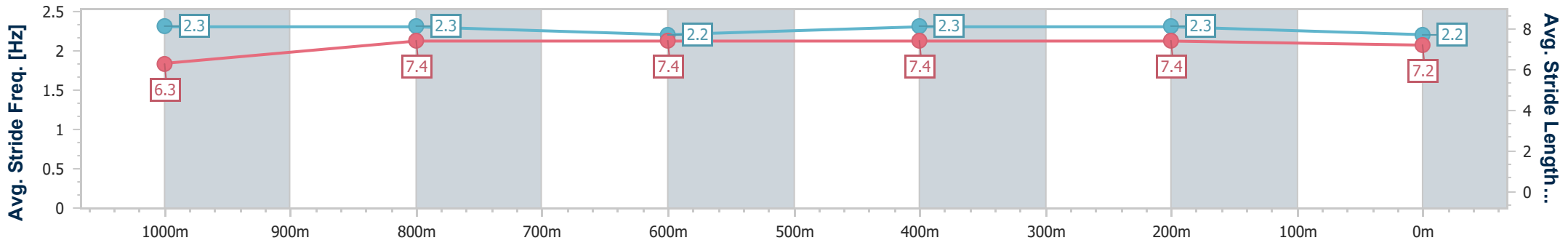
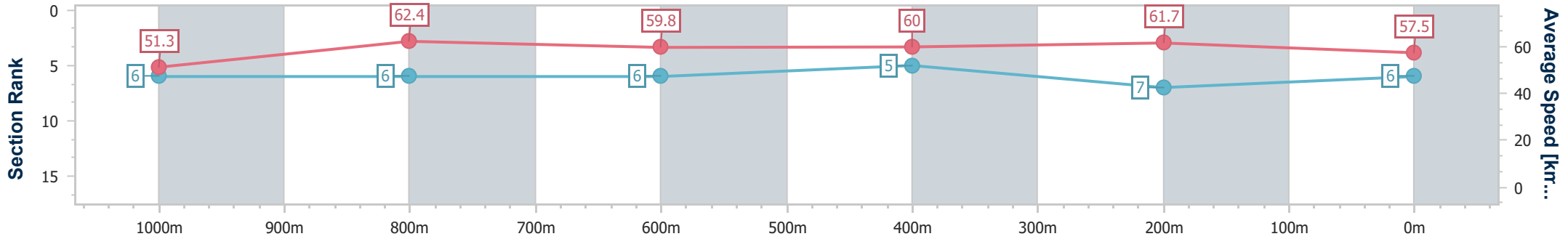
Race 4: RUMBA BEACH RESORT Maiden Plate - 1200m



14 January 2024 - 14:34

Track Rating: Heavy 9, Weather: Fine, Rail Position: +9m Entire

Section	Overall	1000m	800m	600m	400m	200m
Section Times	1:13.89 [6] (0:14.08)	0:59.81 [6] (0:11.57)	0:48.24 [6] (0:12.04)	0:36.20 [6] (0:12.03)	0:24.17 [5] (0:11.63)	0:12.54 [7] (0:12.54)
Average Speed [km/h]	51.3	62.4	59.8	60.0	61.7	57.5
Top Speed [km/h]	64.5	64.6	60.0	61.1	62.8	60.2
Avg. Dist. to Rail [m]	2.4	1.6	0.4	0.3	0.8	2.2
Avg. Stride Freq. [Hz]	2.3	2.3	2.2	2.3	2.3	2.2
Avg. Stride Length [m]	6.3	7.4	7.4	7.4	7.4	7.2



- [ ] Ranking at each section and finish
- .-.- No data available at this section
- NA No data available





Horse/Jockey Name	Blueprint
Final Rank	7
Fastest Section Time (Section)	0:11.56 (1000m)
Top Speed [km/h] (Section)	64.1 (1000m)
Race State	Finished



### Sunshine Coast QLD Professional

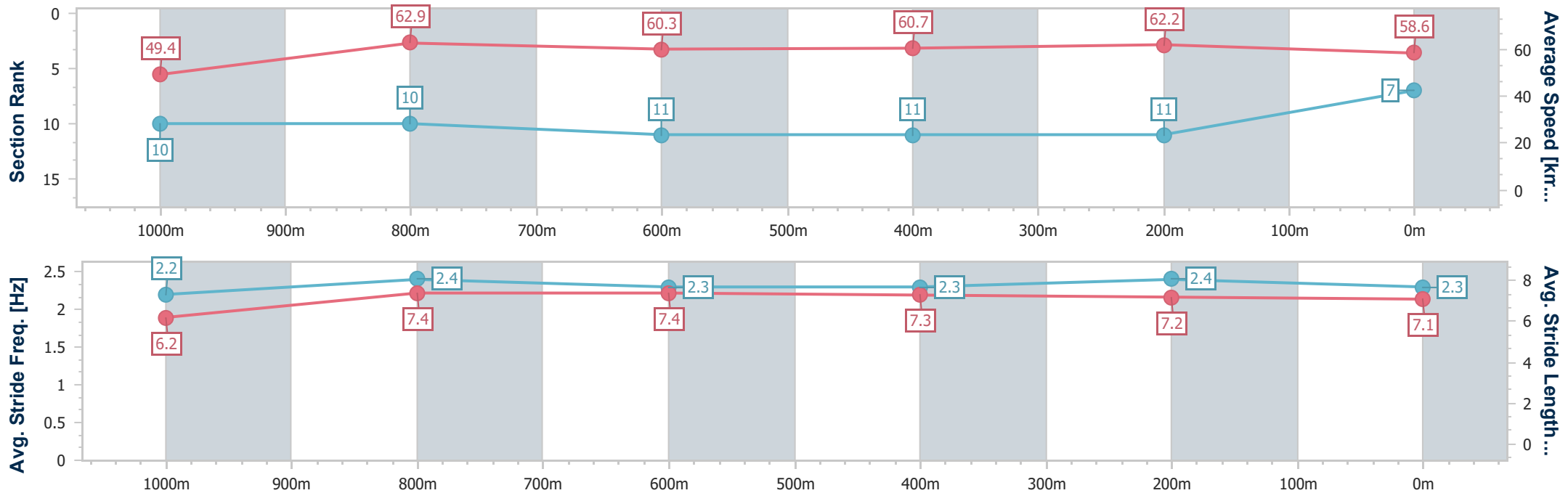
Race 4: RUMBA BEACH RESORT Maiden Plate - 1200m



14 January 2024 - 14:34

Track Rating: Heavy 9, Weather: Fine, Rail Position: +9m Entire

Section	Overall	1000m	800m	600m	400m	200m
Section Times	1:14.01 [7] (0:14.56)	0:59.45 [10] (0:11.56)	0:47.89 [10] (0:12.10)	0:35.79 [11] (0:11.93)	0:23.86 [11] (0:11.56)	0:12.30 [11] (0:12.30)
Average Speed [km/h]	49.4	62.9	60.3	60.7	62.2	58.6
Top Speed [km/h]	63.4	64.1	60.8	62.3	63.4	61.5
Avg. Dist. to Rail [m]	5.8	3.3	2.1	1.3	3.2	4.7
Avg. Stride Freq. [Hz]	2.2	2.4	2.3	2.3	2.4	2.3
Avg. Stride Length [m]	6.2	7.4	7.4	7.3	7.2	7.1



- [ ] Ranking at each section and finish
- .-.- No data available at this section
- NA No data available



Horse/Jockey Name	Holy Crown
Final Rank	8
Fastest Section Time (Section)	0:11.51 (400m)
Top Speed [km/h] (Section)	64.0 (1000m)
Race State	Finished



Sunshine Coast QLD Professional

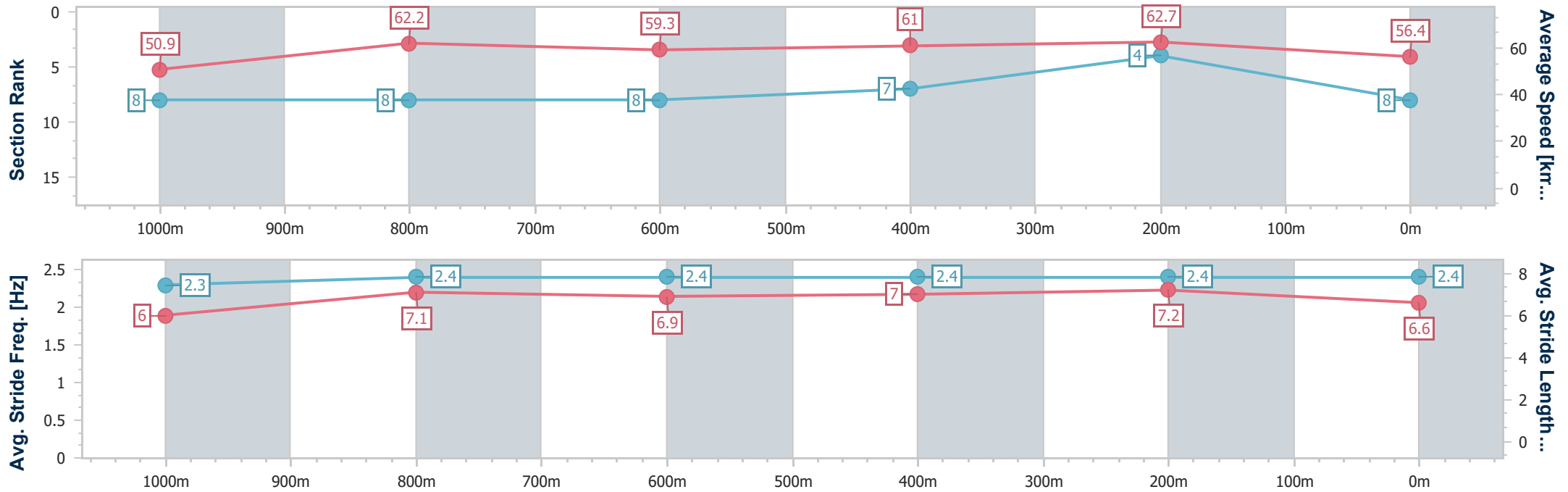
Race 4: RUMBA BEACH RESORT Maiden Plate - 1200m



14 January 2024 - 14:34

Track Rating: Heavy 9, Weather: Fine, Rail Position: +9m Entire

Section	Overall	1000m	800m	600m	400m	200m
Section Times	1:14.07 [8] (0:14.14)	0:59.93 [8] (0:11.71)	0:48.22 [8] (0:12.16)	0:36.06 [8] (0:11.81)	0:24.25 [7] (0:11.51)	0:12.74 [4] (0:12.74)
Average Speed [km/h]	50.9	62.2	59.3	61.0	62.7	56.4
Top Speed [km/h]	63.9	64.0	61.6	62.2	64.0	60.8
Avg. Dist. to Rail [m]	9.5	4.4	1.2	1.0	5.7	7.5
Avg. Stride Freq. [Hz]	2.3	2.4	2.4	2.4	2.4	2.4
Avg. Stride Length [m]	6.0	7.1	6.9	7.0	7.2	6.6



- [ ] Ranking at each section and finish
- .-.- No data available at this section
- NA No data available



Horse/Jockey Name	Caesar Cake
Final Rank	9
Fastest Section Time (Section)	0:11.58 (1000m)
Top Speed [km/h] (Section)	64.1 (1000m)
Race State	Finished



Sunshine Coast QLD Professional

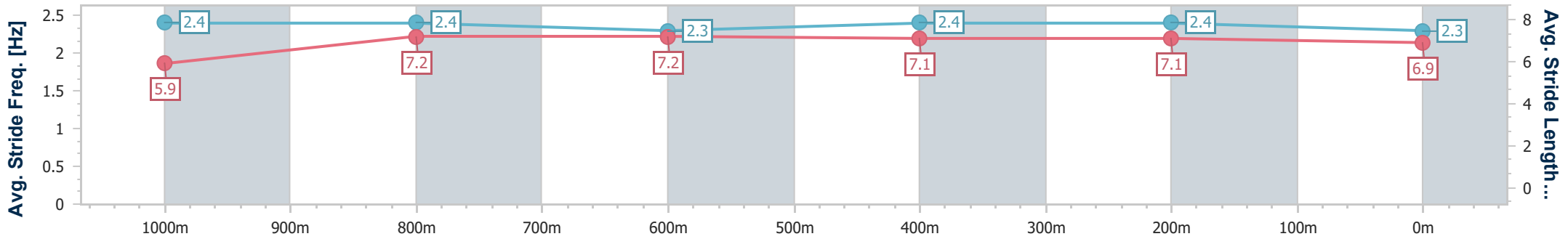
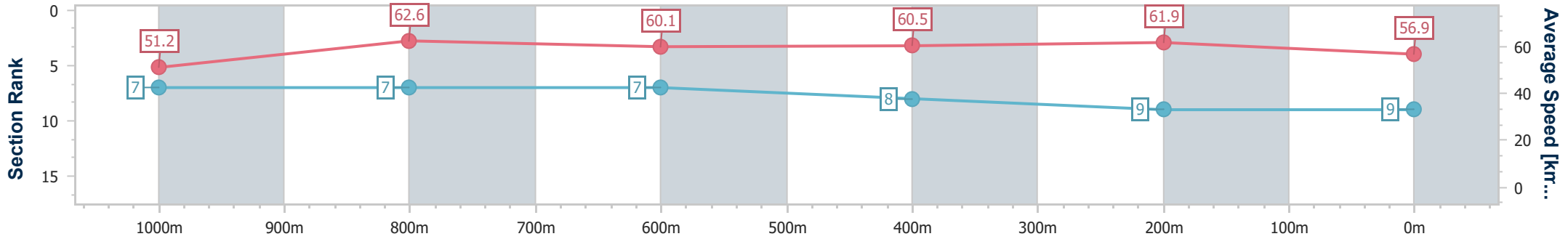
Race 4: RUMBA BEACH RESORT Maiden Plate - 1200m



14 January 2024 - 14:34

Track Rating: Heavy 9, Weather: Fine, Rail Position: +9m Entire

Section	Overall	1000m	800m	600m	400m	200m
Section Times	1:14.12 [9] (0:14.08)	1:00.04 [7] (0:11.58)	0:48.46 [7] (0:12.13)	0:36.33 [7] (0:12.03)	0:24.30 [8] (0:11.67)	0:12.63 [9] (0:12.63)
Average Speed [km/h]	51.2	62.6	60.1	60.5	61.9	56.9
Top Speed [km/h]	63.9	64.1	60.6	61.9	63.8	60.1
Avg. Dist. to Rail [m]	5.3	3.7	1.8	2.0	5.1	6.9
Avg. Stride Freq. [Hz]	2.4	2.4	2.3	2.4	2.4	2.3
Avg. Stride Length [m]	5.9	7.2	7.2	7.1	7.1	6.9



- [ ] Ranking at each section and finish
- .-.- No data available at this section
- NA No data available



Horse/Jockey Name	Amador
Final Rank	10
Fastest Section Time (Section)	0:11.57 (400m)
Top Speed [km/h] (Section)	63.9 (400m)
Race State	Finished



Sunshine Coast QLD Professional

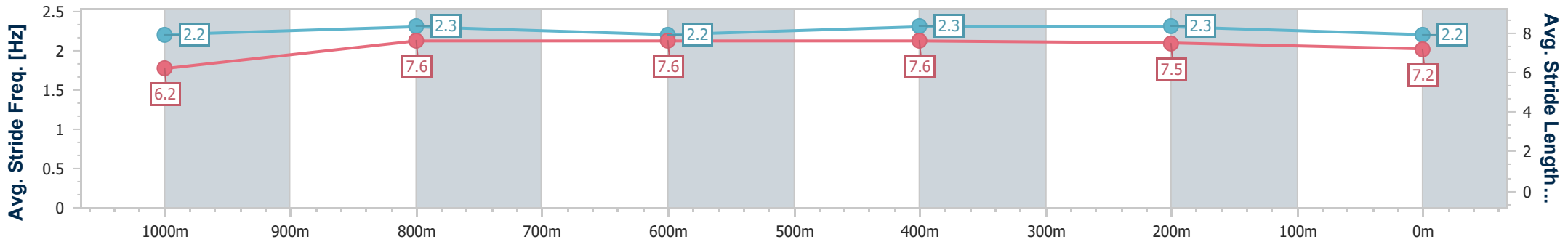
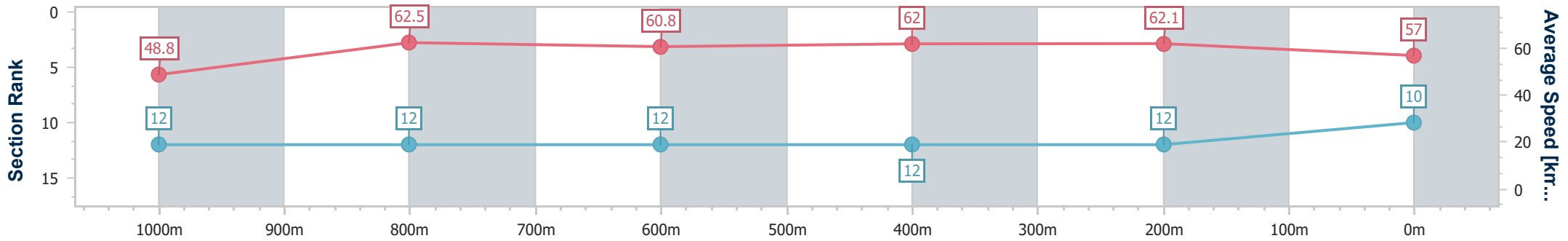
Race 4: RUMBA BEACH RESORT Maiden Plate - 1200m



14 January 2024 - 14:34

Track Rating: Heavy 9, Weather: Fine, Rail Position: +9m Entire

Section	Overall	1000m	800m	600m	400m	200m
Section Times	1:14.37 [10] (0:14.73)	0:59.64 [12] (0:11.63)	0:48.01 [12] (0:12.01)	0:36.00 [12] (0:11.79)	0:24.21 [12] (0:11.57)	0:12.64 [12] (0:12.64)
Average Speed [km/h]	48.8	62.5	60.8	62.0	62.1	57.0
Top Speed [km/h]	61.4	63.7	62.0	62.6	63.9	60.9
Avg. Dist. to Rail [m]	9.6	4.0	1.9	2.8	6.6	8.6
Avg. Stride Freq. [Hz]	2.2	2.3	2.2	2.3	2.3	2.2
Avg. Stride Length [m]	6.2	7.6	7.6	7.6	7.5	7.2



- [ ] Ranking at each section and finish
- .-.- No data available at this section
- NA No data available



Horse/Jockey Name	Flawless Ambition
Final Rank	11
Fastest Section Time (Section)	0:11.57 (1000m)
Top Speed [km/h] (Section)	64.4 (1000m)
Race State	Finished



Sunshine Coast QLD Professional

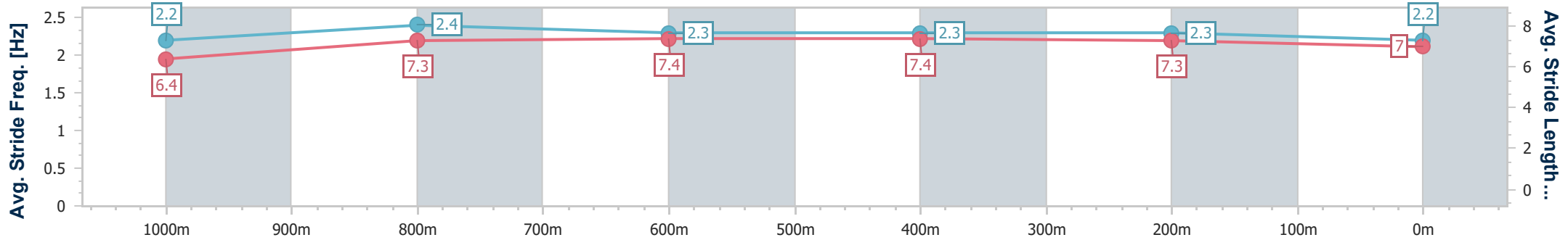
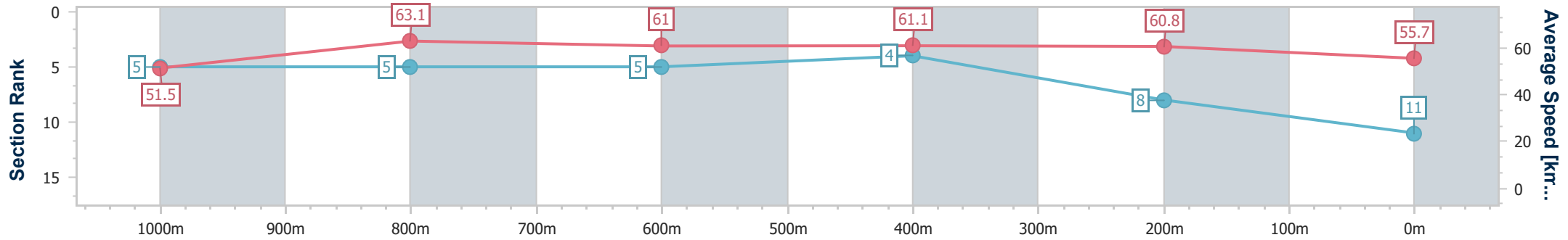
Race 4: RUMBA BEACH RESORT Maiden Plate - 1200m



14 January 2024 - 14:34

Track Rating: Heavy 9, Weather: Fine, Rail Position: +9m Entire

Section	Overall	1000m	800m	600m	400m	200m
Section Times	1:14.43 [11] (0:13.99)	1:00.44 [5] (0:11.57)	0:48.87 [5] (0:12.09)	0:36.78 [5] (0:11.98)	0:24.80 [4] (0:11.86)	0:12.94 [8] (0:12.94)
Average Speed [km/h]	51.5	63.1	61.0	61.1	60.8	55.7
Top Speed [km/h]	64.3	64.4	61.4	61.9	61.7	59.6
Avg. Dist. to Rail [m]	10.3	5.7	3.8	3.3	5.5	7.0
Avg. Stride Freq. [Hz]	2.2	2.4	2.3	2.3	2.3	2.2
Avg. Stride Length [m]	6.4	7.3	7.4	7.4	7.3	7.0



- [ ] Ranking at each section and finish
- .-.- No data available at this section
- NA No data available



Horse/Jockey Name	Belegato
Final Rank	12
Fastest Section Time (Section)	0:11.28 (1000m)
Top Speed [km/h] (Section)	66.1 (1000m)
Race State	Finished



### Sunshine Coast QLD Professional

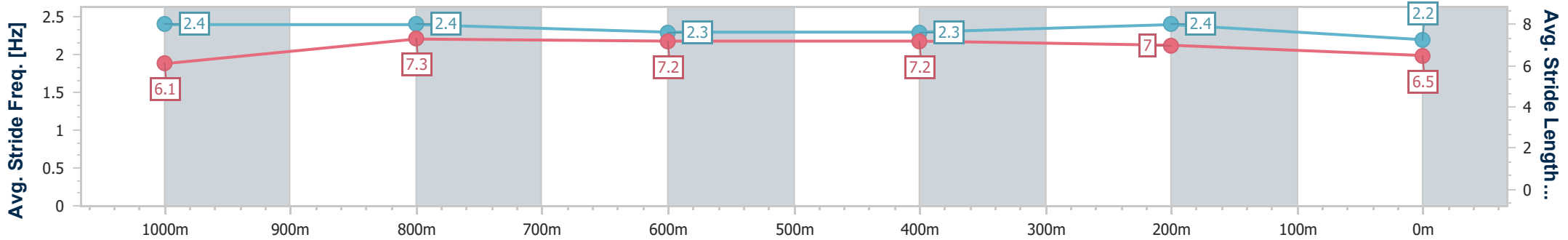
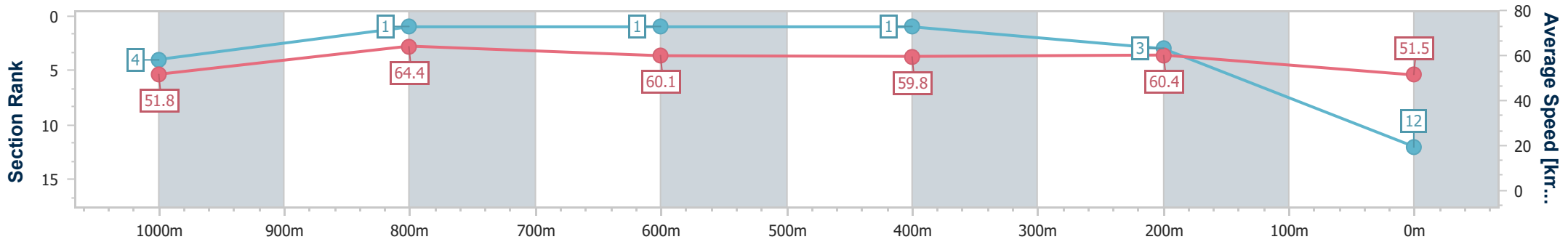
Race 4: RUMBA BEACH RESORT Maiden Plate - 1200m



14 January 2024 - 14:34

Track Rating: Heavy 9, Weather: Fine, Rail Position: +9m Entire

Section	Overall	1000m	800m	600m	400m	200m
Section Times	1:15.20 [12] (0:13.89)	1:01.31 [4] (0:11.28)	0:50.03 [1] (0:12.07)	0:37.96 [1] (0:12.12)	0:25.84 [1] (0:11.90)	0:13.94 [3] (0:13.94)
Average Speed [km/h]	51.8	64.4	60.1	59.8	60.4	51.5
Top Speed [km/h]	64.7	66.1	61.2	60.6	62.4	56.5
Avg. Dist. to Rail [m]	5.7	3.7	1.2	1.2	3.2	3.4
Avg. Stride Freq. [Hz]	2.4	2.4	2.3	2.3	2.4	2.2
Avg. Stride Length [m]	6.1	7.3	7.2	7.2	7.0	6.5



- [ ] Ranking at each section and finish
- .-.- No data available at this section
- NA No data available