



Sunshine Coast QLD Professional
Race 3: CATANACH'S JEWELLERS QTIS Three-Year-Old Maiden
Handicap - 1200m
14 January 2024 - 13:59



Track Rating: Heavy 8, Weather: Fine, Rail Position: +9m Entire

Section		Overall	1000m	800m	600m	400m	200m	Last 600m					
Field Times		1:13.89 (0:13.73)	1:00.16 (0:11.69)	0:48.47 (0:12.24)	0:36.23 (0:12.23)	0:24.00 (0:11.85)	0:12.15 (0:12.15)	0:36.23					
Rank	TAB Horse/Jockey	Barrier	Top Speed [km/h]	Fastest Section							Margin	Distance Travelled [m]	
1	8 JEALOUS Robbie Dolan	2	64.5 400m	0:11.38 400m	1:13.89 [1] (0:14.41)	0:59.48 [7] (0:11.56)	0:47.92 [7] (0:12.23)	0:35.69 [7] (0:12.35)	0:23.34 [7] (0:11.38)	0:11.96 [4] (0:11.96)	1:13.89	0:35.69	
2	7 DASHING HOPE Mark Du Plessis	1	65.2 1000m	0:11.61 400m	1:13.97 [2] (0:14.04)	0:59.93 [4] (0:11.64)	0:48.29 [3] (0:12.30)	0:35.99 [3] (0:12.29)	0:23.70 [5] (0:11.61)	0:12.09 [2] (0:12.09)	0.3L	0:35.99	-1
3	1 KEEP SAFE Ben Thompson	9	64.0 Overall	0:11.69 1000m	1:14.32 [3] (0:13.73)	1:00.59 [1] (0:11.69)	0:48.90 [1] (0:12.24)	0:36.66 [1] (0:12.23)	0:24.43 [1] (0:11.85)	0:12.58 [1] (0:12.58)	2.3L	0:36.66	-1
4	2 MAJOR FREESTONE Cejay Graham	3	63.0 1000m	0:11.67 1000m	1:14.36 [4] (0:13.87)	1:00.49 [2] (0:11.67)	0:48.82 [2] (0:12.27)	0:36.55 [2] (0:12.27)	0:24.28 [2] (0:11.82)	0:12.46 [3] (0:12.46)	2.5L	0:36.55	+3
5	9 OPTIMUS MAXIMUS Casey Waddell	12	64.7 Overall	0:11.70 400m	1:14.48 [5] (0:13.89)	1:00.59 [3] (0:11.81)	0:48.78 [4] (0:12.31)	0:36.47 [4] (0:12.25)	0:24.22 [3] (0:11.70)	0:12.52 [5] (0:12.52)	3L	0:36.47	+1
6	3 WOODLAND WONDER Jag Guthmann-Chester	4	64.0 1000m	0:11.56 1000m	1:14.57 [6] (0:14.23)	1:00.34 [6] (0:11.56)	0:48.78 [5] (0:12.25)	0:36.53 [5] (0:12.22)	0:24.31 [4] (0:11.72)	0:12.59 [6] (0:12.59)	3.4L	0:36.53	+2
7	6 MOONLIGHT KICKS Jake Bayliss	10	62.7 1000m	0:11.84 1000m	1:15.25 [7] (0:14.04)	1:01.21 [5] (0:11.84)	0:49.37 [6] (0:12.32)	0:37.05 [6] (0:12.19)	0:24.86 [6] (0:11.91)	0:12.95 [7] (0:12.95)	7.2L	0:37.05	+4

Scratched: Cactus Can (#4), Gold Dazzler (#5), Cool Story (#12), Ready To Rhyme (#11), Traviata (#10)

[] Ranking at each section and finish
 -:-:- No data available at this section
 NA No data available

SCN Saddle cloth number
 DNF Did not finish
 DNT Did not track



Horse/Jockey Name	Jealous
Final Rank	1
Fastest Section Time (Section)	0:11.38 (400m)
Top Speed [km/h] (Section)	64.5 (400m)
Race State	Finished



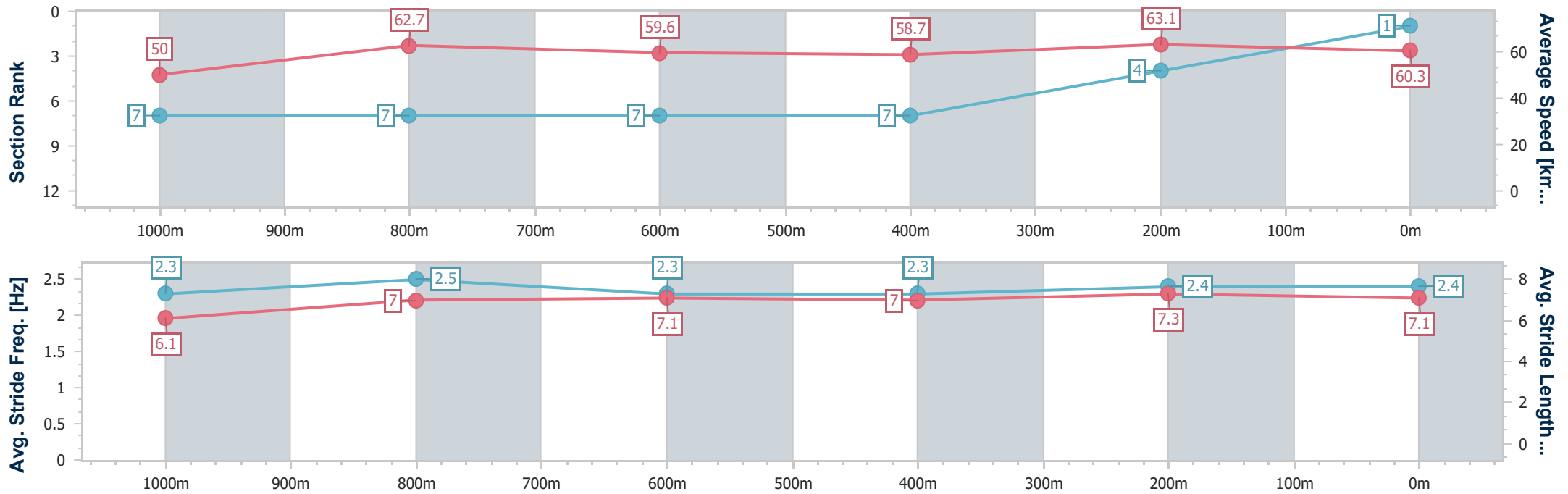
Sunshine Coast QLD Professional
 Race 3: CATANACH'S JEWELLERS QTIS Three-Year-Old
 Maiden Handicap - 1200m



14 January 2024 - 13:59

Track Rating: Heavy 8, Weather: Fine, Rail Position: +9m Entire

Section	Overall	1000m	800m	600m	400m	200m
Section Times	1:13.89 [1] (0:14.41)	0:59.48 [7] (0:11.56)	0:47.92 [7] (0:12.23)	0:35.69 [7] (0:12.35)	0:23.34 [7] (0:11.38)	0:11.96 [4]
Average Speed [km/h]	50.0	62.7	59.6	58.7	63.1	60.3
Top Speed [km/h]	63.9	63.8	60.8	60.7	64.5	62.2
Avg. Dist. to Rail [m]	4.0	2.5	2.0	1.2	3.3	4.9
Avg. Stride Freq. [Hz]	2.3	2.5	2.3	2.3	2.4	2.4
Avg. Stride Length [m]	6.1	7.0	7.1	7.0	7.3	7.1



- [] Ranking at each section and finish
- .-.- No data available at this section
- NA No data available



Horse/Jockey Name	Dashing Hope
Final Rank	2
Fastest Section Time (Section)	0:11.61 (400m)
Top Speed [km/h] (Section)	65.2 (1000m)
Race State	Finished



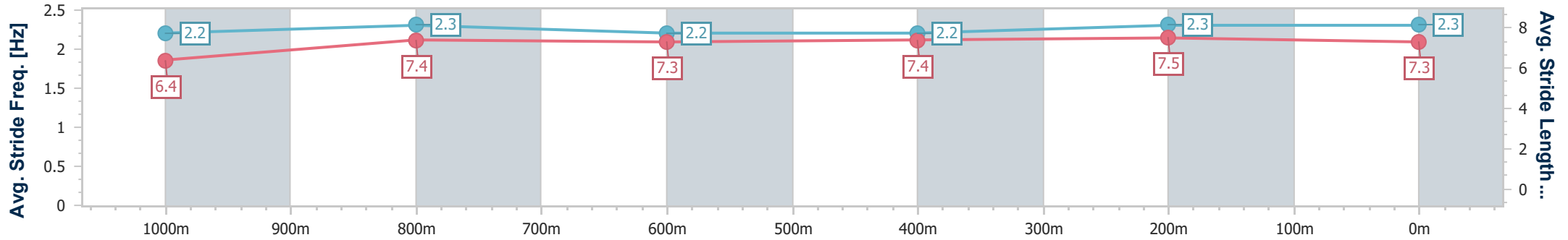
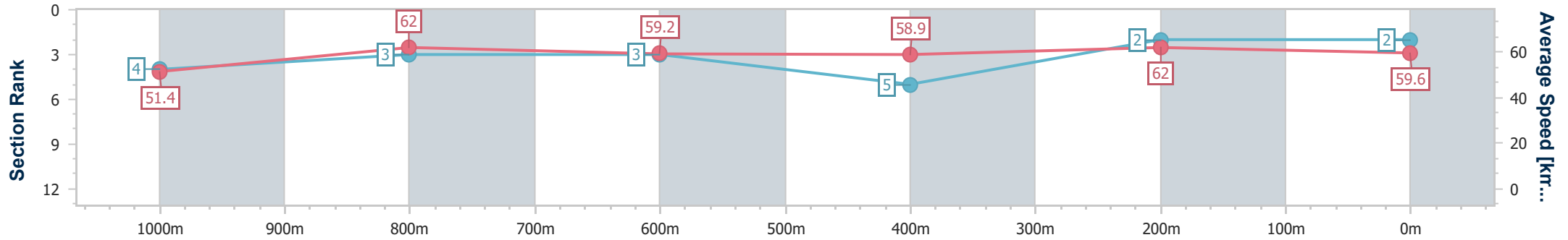
Sunshine Coast QLD Professional
Race 3: CATANACH'S JEWELLERS QTIS Three-Year-Old
Maiden Handicap - 1200m



14 January 2024 - 13:59

Track Rating: Heavy 8, Weather: Fine, Rail Position: +9m Entire

Section	Overall	1000m	800m	600m	400m	200m
Section Times	1:13.97 [2] (0:14.04)	0:59.93 [4] (0:11.64)	0:48.29 [3] (0:12.30)	0:35.99 [3] (0:12.29)	0:23.70 [5] (0:11.61)	0:12.09 [2] (0:12.09)
Average Speed [km/h]	51.4	62.0	59.2	58.9	62.0	59.6
Top Speed [km/h]	64.8	65.2	60.6	61.6	62.8	62.7
Avg. Dist. to Rail [m]	3.1	2.4	1.9	0.6	1.0	2.5
Avg. Stride Freq. [Hz]	2.2	2.3	2.2	2.2	2.3	2.3
Avg. Stride Length [m]	6.4	7.4	7.3	7.4	7.5	7.3



- [] Ranking at each section and finish
- .-.- No data available at this section
- NA No data available



Horse/Jockey Name	Keep Safe
Final Rank	3
Fastest Section Time (Section)	0:11.69 (1000m)
Top Speed [km/h] (Section)	64.0 (Overall)
Race State	Finished



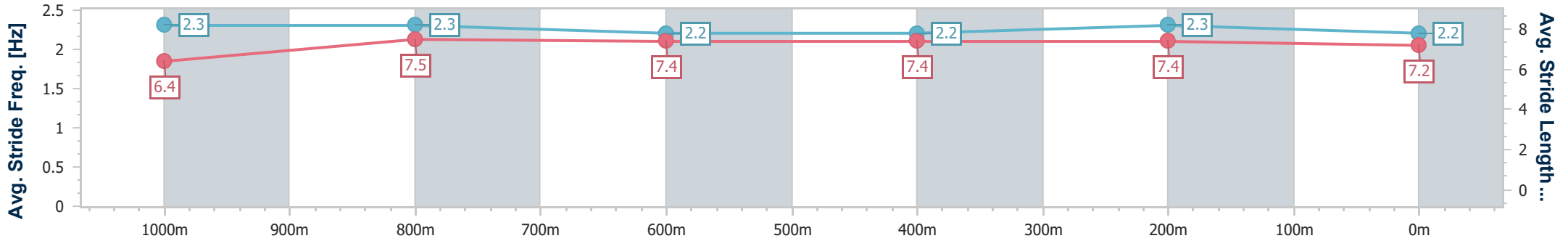
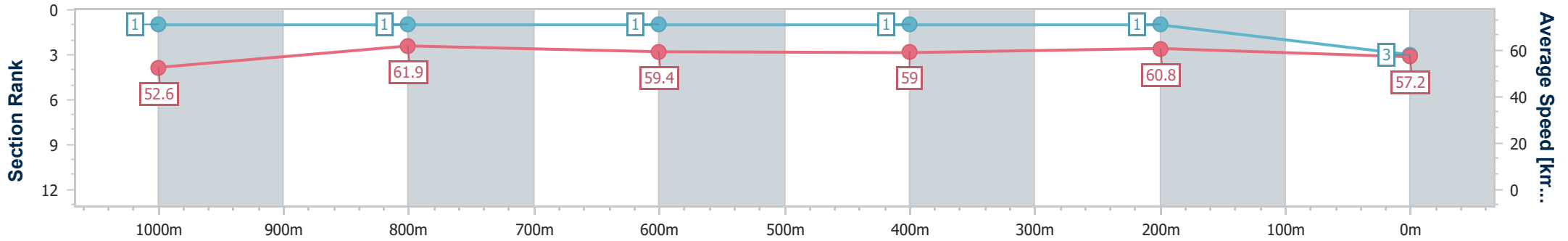
Sunshine Coast QLD Professional
 Race 3: CATANACH'S JEWELLERS QTIS Three-Year-Old
 Maiden Handicap - 1200m



14 January 2024 - 13:59

Track Rating: Heavy 8, Weather: Fine, Rail Position: +9m Entire

Section	Overall	1000m	800m	600m	400m	200m
Section Times	1:14.32 [3] (0:13.73)	1:00.59 [1] (0:11.69)	0:48.90 [1] (0:12.24)	0:36.66 [1] (0:12.23)	0:24.43 [1] (0:11.85)	0:12.58 [1] (0:12.58)
Average Speed [km/h]	52.6	61.9	59.4	59.0	60.8	57.2
Top Speed [km/h]	64.0	63.7	60.4	60.4	61.5	59.6
Avg. Dist. to Rail [m]	6.4	3.5	1.3	0.3	0.6	0.5
Avg. Stride Freq. [Hz]	2.3	2.3	2.2	2.2	2.3	2.2
Avg. Stride Length [m]	6.4	7.5	7.4	7.4	7.4	7.2



- [] Ranking at each section and finish
- .-.- No data available at this section
- NA No data available



Horse/Jockey Name	Major Freestone
Final Rank	4
Fastest Section Time (Section)	0:11.67 (1000m)
Top Speed [km/h] (Section)	63.0 (1000m)
Race State	Finished



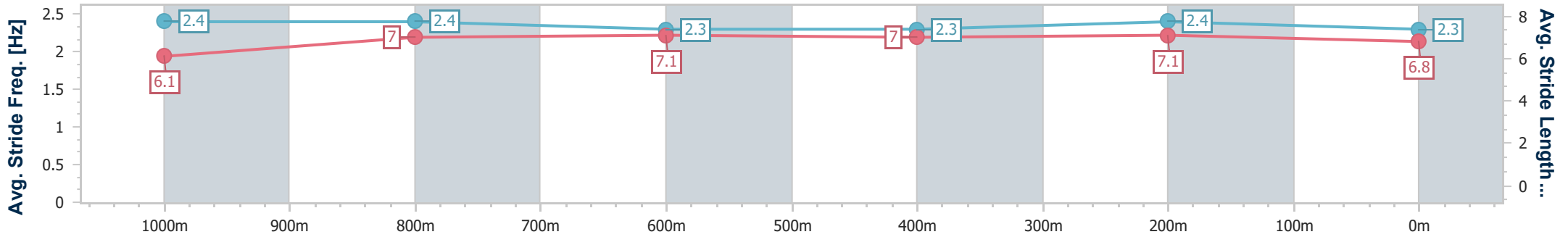
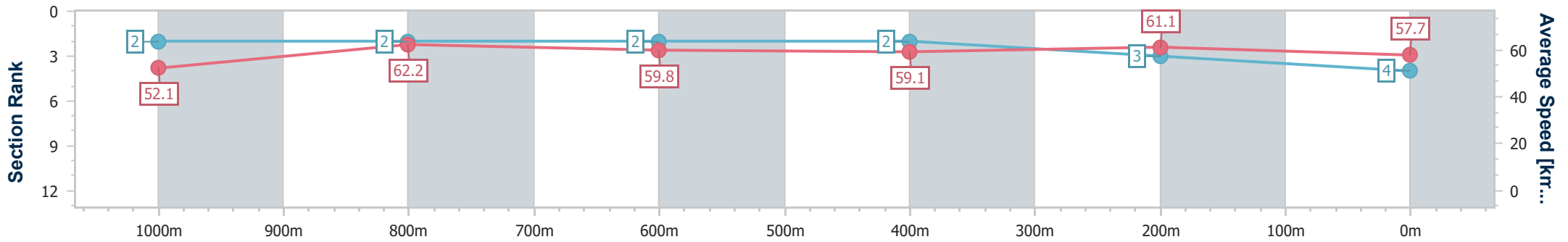
Sunshine Coast QLD Professional
 Race 3: CATANACH'S JEWELLERS QTIS Three-Year-Old
 Maiden Handicap - 1200m



14 January 2024 - 13:59

Track Rating: Heavy 8, Weather: Fine, Rail Position: +9m Entire

Section	Overall	1000m	800m	600m	400m	200m
Section Times	1:14.36 [4] (0:13.87)	1:00.49 [2] (0:11.67)	0:48.82 [2] (0:12.27)	0:36.55 [2] (0:12.27)	0:24.28 [2] (0:11.82)	0:12.46 [3] (0:12.46)
Average Speed [km/h]	52.1	62.2	59.8	59.1	61.1	57.7
Top Speed [km/h]	62.9	63.0	61.6	60.4	61.8	61.3
Avg. Dist. to Rail [m]	4.4	3.8	3.2	1.4	1.4	2.4
Avg. Stride Freq. [Hz]	2.4	2.4	2.3	2.3	2.4	2.3
Avg. Stride Length [m]	6.1	7.0	7.1	7.0	7.1	6.8



- [] Ranking at each section and finish
- .-.- No data available at this section
- NA No data available



Horse/Jockey Name	Optimus Maximus
Final Rank	5
Fastest Section Time (Section)	0:11.70 (400m)
Top Speed [km/h] (Section)	64.7 (Overall)
Race State	Finished



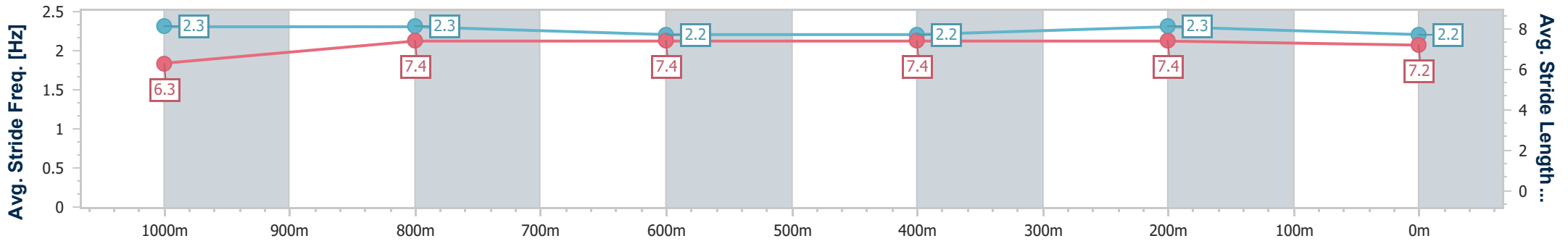
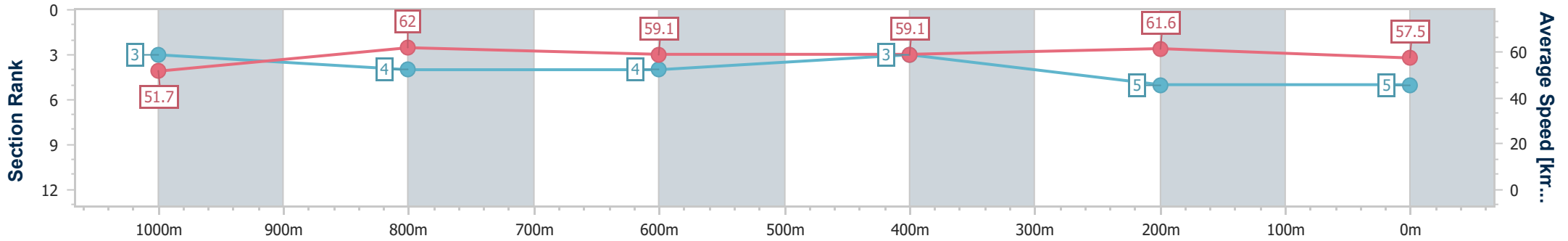
Sunshine Coast QLD Professional
 Race 3: CATANACH'S JEWELLERS QTIS Three-Year-Old
 Maiden Handicap - 1200m



14 January 2024 - 13:59

Track Rating: Heavy 8, Weather: Fine, Rail Position: +9m Entire

Section	Overall	1000m	800m	600m	400m	200m
Section Times	1:14.48 [5] (0:13.89)	1:00.59 [3] (0:11.81)	0:48.78 [4] (0:12.31)	0:36.47 [4] (0:12.25)	0:24.22 [3] (0:11.70)	0:12.52 [5] (0:12.52)
Average Speed [km/h]	51.7	62.0	59.1	59.1	61.6	57.5
Top Speed [km/h]	64.7	63.2	60.7	60.8	62.7	59.9
Avg. Dist. to Rail [m]	8.6	5.5	2.1	1.1	3.7	5.9
Avg. Stride Freq. [Hz]	2.3	2.3	2.2	2.2	2.3	2.2
Avg. Stride Length [m]	6.3	7.4	7.4	7.4	7.4	7.2



- [] Ranking at each section and finish
- .-.- No data available at this section
- NA No data available



Horse/Jockey Name	Woodland Wonder
Final Rank	6
Fastest Section Time (Section)	0:11.56 (1000m)
Top Speed [km/h] (Section)	64.0 (1000m)
Race State	Finished



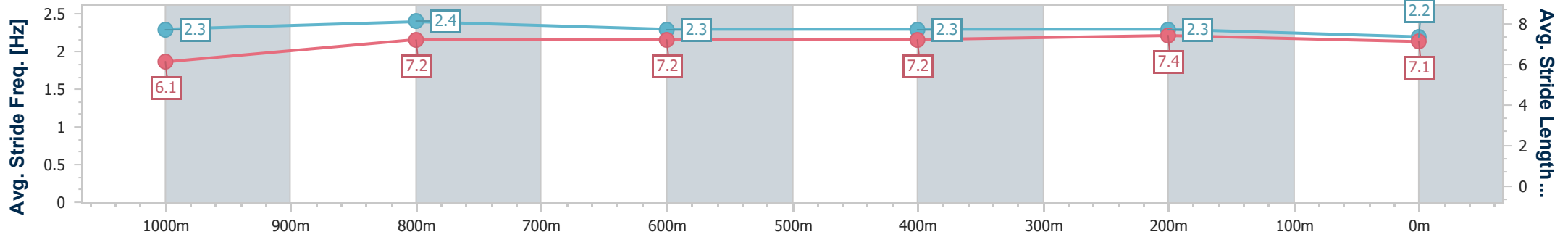
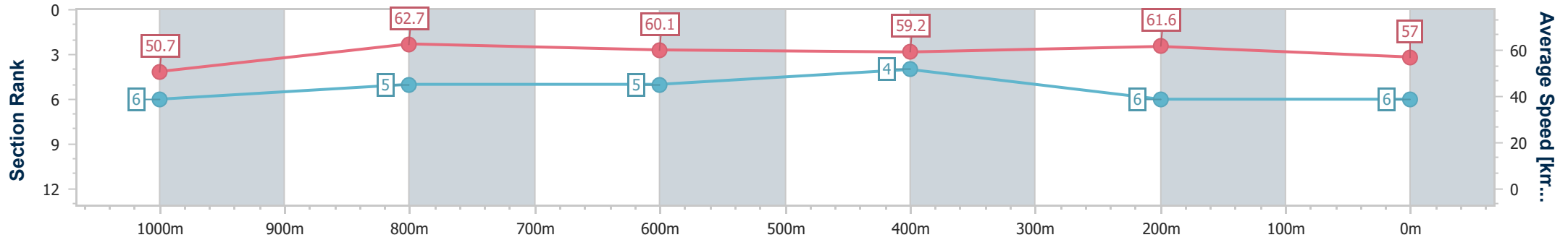
Sunshine Coast QLD Professional
Race 3: CATANACH'S JEWELLERS QTIS Three-Year-Old
Maiden Handicap - 1200m



14 January 2024 - 13:59

Track Rating: Heavy 8, Weather: Fine, Rail Position: +9m Entire

Section	Overall	1000m	800m	600m	400m	200m
Section Times	1:14.57 [6] (0:14.23)	1:00.34 [6] (0:11.56)	0:48.78 [5] (0:12.25)	0:36.53 [5] (0:12.22)	0:24.31 [4] (0:11.72)	0:12.59 [6] (0:12.59)
Average Speed [km/h]	50.7	62.7	60.1	59.2	61.6	57.0
Top Speed [km/h]	63.6	64.0	61.2	61.3	62.4	60.1
Avg. Dist. to Rail [m]	5.3	3.5	3.3	1.5	2.9	4.4
Avg. Stride Freq. [Hz]	2.3	2.4	2.3	2.3	2.3	2.2
Avg. Stride Length [m]	6.1	7.2	7.2	7.2	7.4	7.1



- [] Ranking at each section and finish
- .-.- No data available at this section
- NA No data available



Horse/Jockey Name	Moonlight Kicks
Final Rank	7
Fastest Section Time (Section)	0:11.84 (1000m)
Top Speed [km/h] (Section)	62.7 (1000m)
Race State	Finished



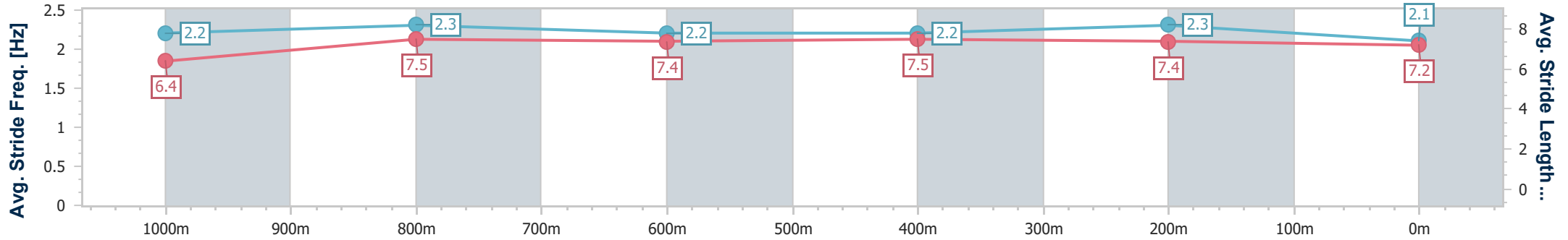
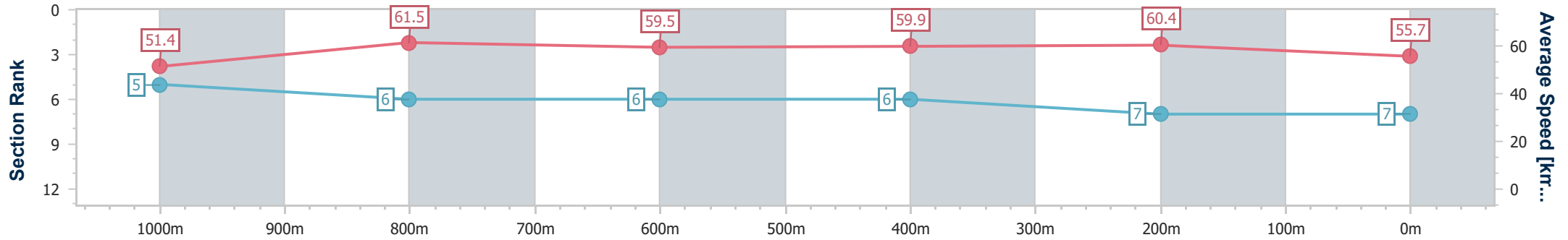
Sunshine Coast QLD Professional
 Race 3: CATANACH'S JEWELLERS QTIS Three-Year-Old
 Maiden Handicap - 1200m



14 January 2024 - 13:59

Track Rating: Heavy 8, Weather: Fine, Rail Position: +9m Entire

Section	Overall	1000m	800m	600m	400m	200m
Section Times	1:15.25 [7] (0:14.04)	1:01.21 [5] (0:11.84)	0:49.37 [6] (0:12.32)	0:37.05 [6] (0:12.19)	0:24.86 [6] (0:11.91)	0:12.95 [7] (0:12.95)
Average Speed [km/h]	51.4	61.5	59.5	59.9	60.4	55.7
Top Speed [km/h]	62.6	62.7	61.7	60.5	61.1	59.0
Avg. Dist. to Rail [m]	6.8	4.4	3.3	2.4	4.7	4.1
Avg. Stride Freq. [Hz]	2.2	2.3	2.2	2.2	2.3	2.1
Avg. Stride Length [m]	6.4	7.5	7.4	7.5	7.4	7.2



- [] Ranking at each section and finish
- .-.- No data available at this section
- NA No data available