



Ipswich QLD Professional
Race 5: SIRROMET QTIS Three-Year-Old BENCHMARK 65 Handicap - 1100m
13 January 2024 - 16:06



Track Rating: Soft 5, Weather: Overcast, Rail Position: +4.5m Entire

Section													Last 600m	
Field Times		Overall	1000m	800m	600m	400m	200m						0:34.46	
		1:03.47 (0:08.10)	0:55.37 (0:10.27)	0:45.10 (0:10.64)	0:34.46 (0:11.26)	0:23.20 (0:11.47)	0:11.73 (0:11.73)							
Rank	TAB	Horse/Jockey	Barrier	Top Speed [km/h]	Fastest Section							Margin	Distance Travelled [m]	
1	2	FEMME FATALE Kirk Matheson	4	70.9 1000m	0:08.10 Overall	1:03.47 [1] (0:08.10)	0:55.37 [1] (0:10.27)	0:45.10 [1] (0:10.64)	0:34.46 [1] (0:11.26)	0:23.20 [1] (0:11.47)	0:11.73 [1] (0:11.73)	1:03.47	0:34.46	
2	7	THE PUNISHER Emily Lang	2	69.6 1000m	0:08.35 Overall	1:03.57 [2] (0:08.35)	0:55.22 [5] (0:10.45)	0:44.77 [5] (0:10.65)	0:34.12 [5] (0:11.17)	0:22.95 [5] (0:11.49)	0:11.46 [6] (0:11.46)	0.5L	0:34.12	+0
3	5	HEYOKA Boris Thornton	6	70.7 1000m	0:08.80 Overall	1:03.59 [3] (0:08.80)	0:54.79 [9] (0:10.62)	0:44.17 [9] (0:10.45)	0:33.72 [9] (0:11.08)	0:22.64 [9] (0:11.25)	0:11.39 [7] (0:11.39)	0.6L	0:33.72	+1
4	10	MISS SHU Scott Galloway	3	69.0 1000m	0:08.55 Overall	1:03.70 [4] (0:08.55)	0:55.15 [7] (0:10.58)	0:44.57 [7] (0:10.60)	0:33.97 [7] (0:11.06)	0:22.91 [7] (0:11.28)	0:11.63 [4] (0:11.63)	1.1L	0:33.97	-1
5	14	THE LUCKY ALIEN Sean Cormack	1	71.0 1000m	0:08.17 Overall	1:03.82 [5] (0:08.17)	0:55.65 [3] (0:10.30)	0:45.35 [3] (0:10.78)	0:34.57 [3] (0:11.24)	0:23.33 [4] (0:11.43)	0:11.90 [2] (0:11.90)	1.9L	0:34.57	+0
6	1	BLACK MINTO Paul Hamblin	11	70.1 800m	0:08.49 Overall	1:04.14 [6] (0:08.49)	0:55.65 [6] (0:10.54)	0:45.11 [6] (0:10.61)	0:34.50 [6] (0:11.11)	0:23.39 [6] (0:11.57)	0:11.82 [8] (0:11.82)	3.7L	0:34.50	+4
7	4	BUTT HEADS Tahlia Fenlon	9	70.5 1000m	0:08.76 Overall	1:04.36 [7] (0:08.76)	0:55.60 [8] (0:10.59)	0:45.01 [8] (0:10.46)	0:34.55 [8] (0:11.06)	0:23.49 [8] (0:11.46)	0:12.03 [9] (0:12.03)	5L	0:34.55	+4
8	11	SONG SUNG BLUE Shania Willis	5	70.3 1000m	0:08.29 Overall	1:04.54 [8] (0:08.29)	0:56.25 [4] (0:10.39)	0:45.86 [4] (0:10.63)	0:35.23 [4] (0:11.15)	0:24.08 [3] (0:11.58)	0:12.50 [3] (0:12.50)	6L	0:35.23	+4
9	8	TOUTE SWEET Luke Tarrant	10	70.3 1000m	0:08.99 Overall	1:04.59 [9] (0:08.99)	0:55.60 [10] (0:10.72)	0:44.88 [10] (0:10.35)	0:34.53 [10] (0:10.99)	0:23.54 [10] (0:11.52)	0:12.02 [10] (0:12.02)	6.2L	0:34.53	-1
10	9	PLATINUM LIES Tiffani Brooker	8	71.8 1000m	0:08.17 Overall	1:04.75 [10] (0:08.17)	0:56.58 [2] (0:10.30)	0:46.28 [2] (0:10.65)	0:35.63 [2] (0:11.25)	0:24.38 [2] (0:11.72)	0:12.66 [5] (0:12.66)	7L	0:35.63	+4

Scratched: She's A Rogue (#3), Speedy Grace (#12), In Motion (#6), Revitup Charlie (#13)

[] Ranking at each section and finish
 -:-:- No data available at this section
 NA No data available

SCN Saddle cloth number
 DNF Did not finish
 DNT Did not track



Horse/Jockey Name	Femme Fatale
Final Rank	1
Fastest Section Time (Section)	0:08.10 (Overall)
Top Speed [km/h] (Section)	70.9 (1000m)
Race State	Finished



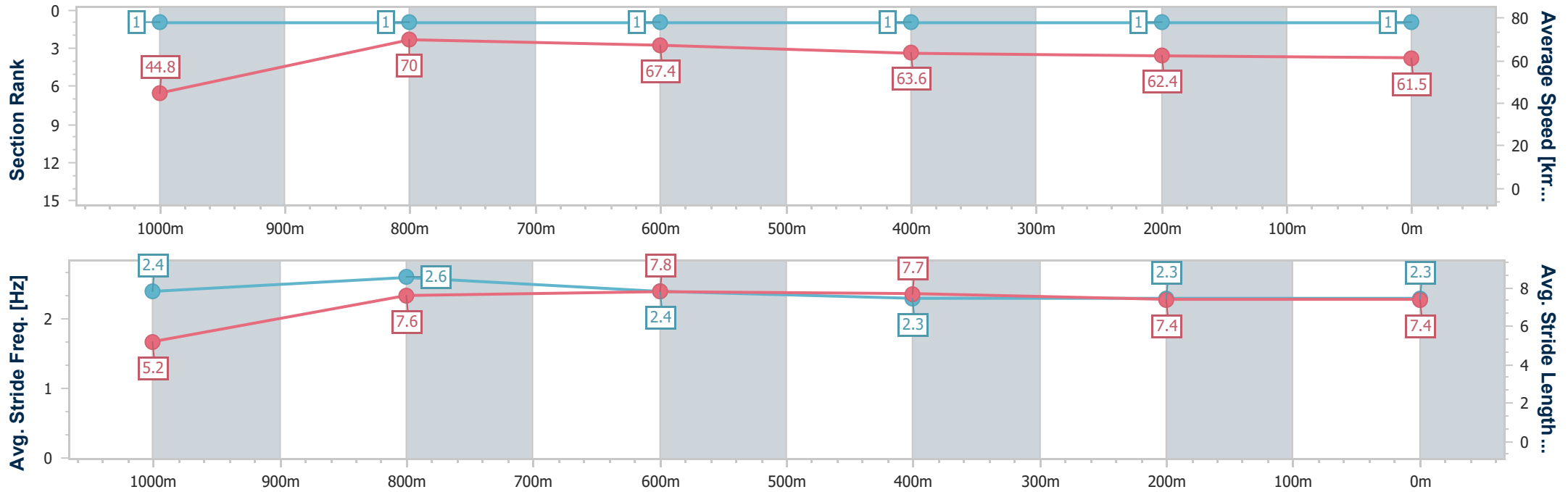
Ipswich QLD Professional
 Race 5: SIRROMET QTIS Three-Year-Old BENCHMARK 65
 Handicap - 1100m



13 January 2024 - 16:06

Track Rating: Soft 5, Weather: Overcast, Rail Position: +4.5m Entire

Section	Overall	1000m	800m	600m	400m	200m
Section Times	1:03.47 [1] (0:08.10)	0:55.37 [1] (0:10.27)	0:45.10 [1] (0:10.64)	0:34.46 [1] (0:11.26)	0:23.20 [1] (0:11.47)	0:11.73 [1] (0:11.73)
Average Speed [km/h]	44.8	70.0	67.4	63.6	62.4	61.5
Top Speed [km/h]	68.5	70.9	68.8	65.9	63.2	63.4
Avg. Dist. to Rail [m]	6.7	0.7	1.1	1.2	0.9	0.4
Avg. Stride Freq. [Hz]	2.4	2.6	2.4	2.3	2.3	2.3
Avg. Stride Length [m]	5.2	7.6	7.8	7.7	7.4	7.4



- [] Ranking at each section and finish
- .-.- No data available at this section
- NA No data available



Horse/Jockey Name	The Punisher
Final Rank	2
Fastest Section Time (Section)	0:08.35 (Overall)
Top Speed [km/h] (Section)	69.6 (1000m)
Race State	Finished



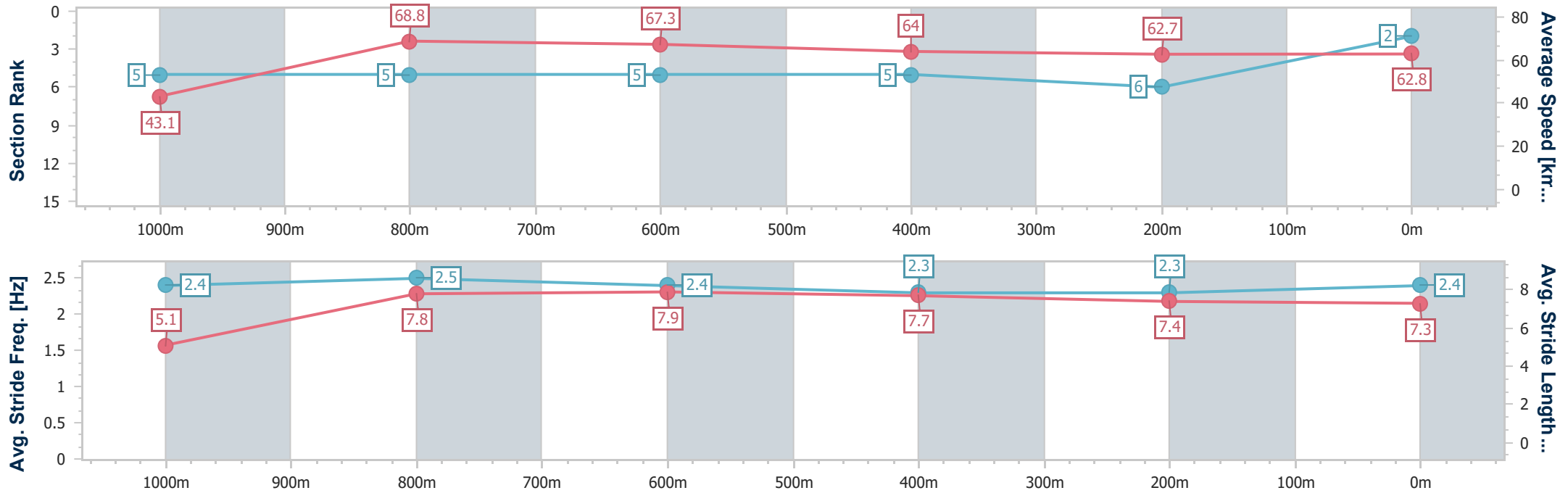
Ipswich QLD Professional
 Race 5: SIRROMET QTIS Three-Year-Old BENCHMARK 65
 Handicap - 1100m



13 January 2024 - 16:06

Track Rating: Soft 5, Weather: Overcast, Rail Position: +4.5m Entire

Section	Overall	1000m	800m	600m	400m	200m
Section Times	1:03.57 [2] (0:08.35)	0:55.22 [5] (0:10.45)	0:44.77 [5] (0:10.65)	0:34.12 [5] (0:11.17)	0:22.95 [5] (0:11.49)	0:11.46 [6] (0:11.46)
Average Speed [km/h]	43.1	68.8	67.3	64.0	62.7	62.8
Top Speed [km/h]	66.3	69.6	69.4	65.9	63.6	63.7
Avg. Dist. to Rail [m]	4.5	0.6	1.2	1.1	2.0	5.2
Avg. Stride Freq. [Hz]	2.4	2.5	2.4	2.3	2.3	2.4
Avg. Stride Length [m]	5.1	7.8	7.9	7.7	7.4	7.3



- [] Ranking at each section and finish
- .-.- No data available at this section
- NA No data available



Horse/Jockey Name	Heyoka
Final Rank	3
Fastest Section Time (Section)	0:08.80 (Overall)
Top Speed [km/h] (Section)	70.7 (1000m)
Race State	Finished

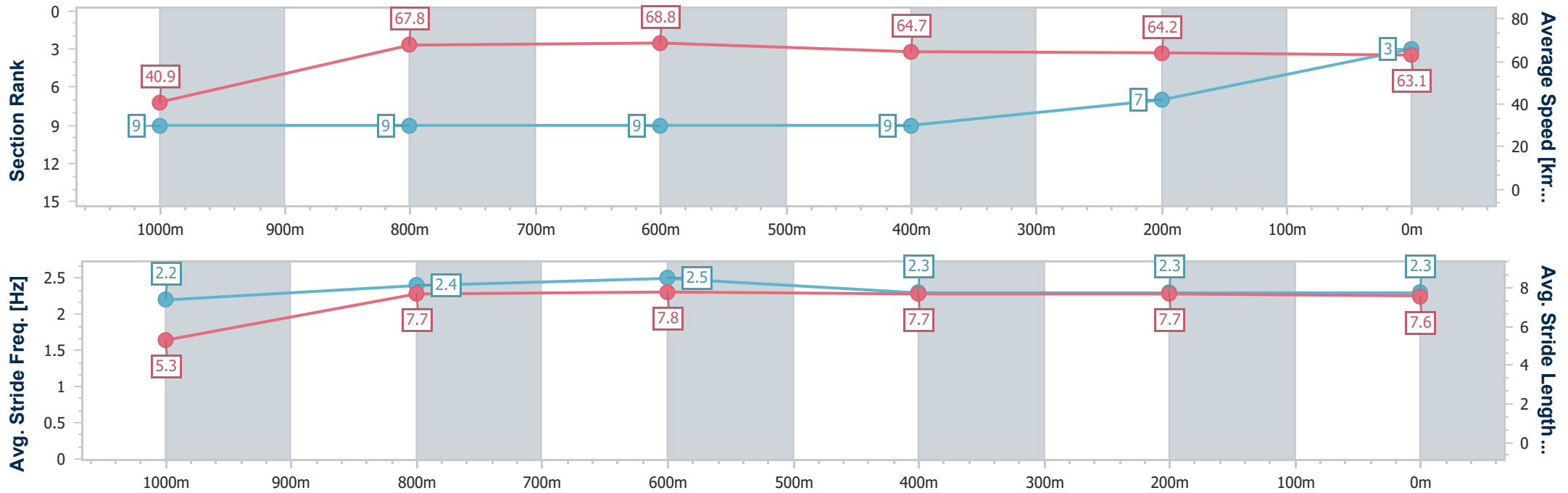


Ipswich QLD Professional
 Race 5: SIRROMET QTIS Three-Year-Old BENCHMARK 65
 Handicap - 1100m
 13 January 2024 - 16:06



Track Rating: Soft 5, Weather: Overcast, Rail Position: +4.5m Entire

Section	Overall	1000m	800m	600m	400m	200m
Section Times	1:03.59 [3] (0:08.80)	0:54.79 [9] (0:10.62)	0:44.17 [9] (0:10.45)	0:33.72 [9] (0:11.08)	0:22.64 [9] (0:11.25)	0:11.39 [7] (0:11.39)
Average Speed [km/h]	40.9	67.8	68.8	64.7	64.2	63.1
Top Speed [km/h]	64.0	70.7	70.3	66.4	65.9	64.6
Avg. Dist. to Rail [m]	8.0	0.5	0.7	0.5	1.3	3.6
Avg. Stride Freq. [Hz]	2.2	2.4	2.5	2.3	2.3	2.3
Avg. Stride Length [m]	5.3	7.7	7.8	7.7	7.7	7.6



- [] Ranking at each section and finish
- .-.- No data available at this section
- NA No data available



Horse/Jockey Name	Miss Shu
Final Rank	4
Fastest Section Time (Section)	0:08.55 (Overall)
Top Speed [km/h] (Section)	69.0 (1000m)
Race State	Finished



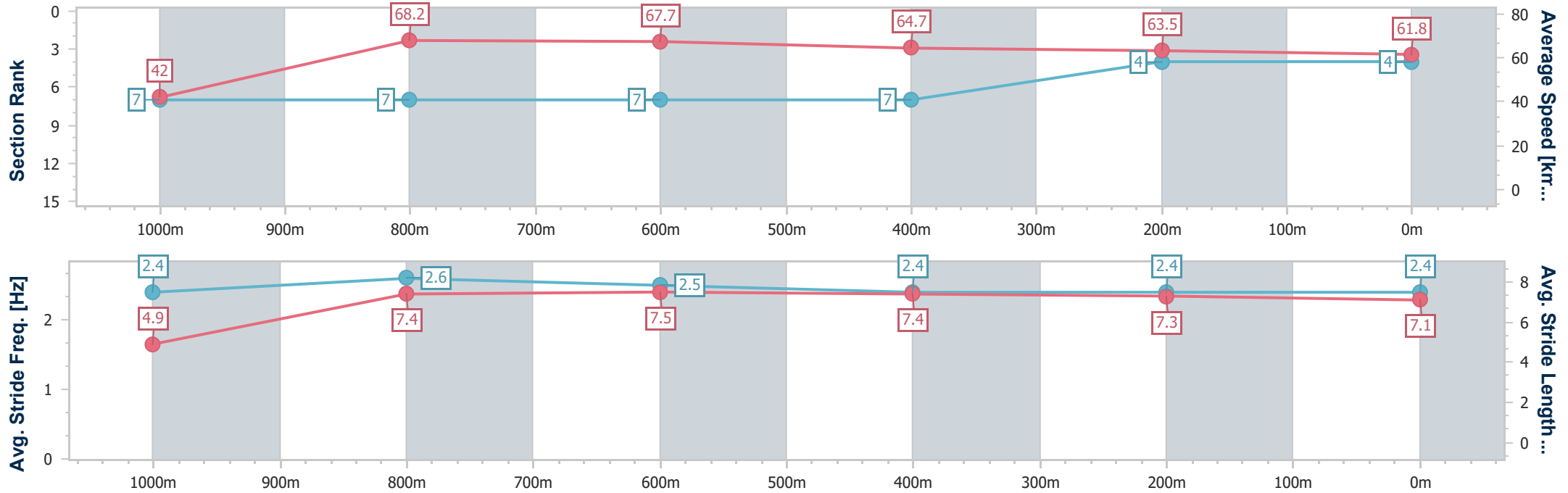
Ipswich QLD Professional
 Race 5: SIRROMET QTIS Three-Year-Old BENCHMARK 65
 Handicap - 1100m



13 January 2024 - 16:06

Track Rating: Soft 5, Weather: Overcast, Rail Position: +4.5m Entire

Section	Overall	1000m	800m	600m	400m	200m
Section Times	1:03.70 [4] (0:08.55)	0:55.15 [7] (0:10.58)	0:44.57 [7] (0:10.60)	0:33.97 [7] (0:11.06)	0:22.91 [7] (0:11.28)	0:11.63 [4] (0:11.63)
Average Speed [km/h]	42.0	68.2	67.7	64.7	63.5	61.8
Top Speed [km/h]	65.1	69.0	69.0	66.6	63.9	63.5
Avg. Dist. to Rail [m]	6.2	0.8	0.8	1.4	1.0	1.9
Avg. Stride Freq. [Hz]	2.4	2.6	2.5	2.4	2.4	2.4
Avg. Stride Length [m]	4.9	7.4	7.5	7.4	7.3	7.1



- [] Ranking at each section and finish
- .-.- No data available at this section
- NA No data available



Horse/Jockey Name	The Lucky Alien
Final Rank	5
Fastest Section Time (Section)	0:08.17 (Overall)
Top Speed [km/h] (Section)	71.0 (1000m)
Race State	Finished



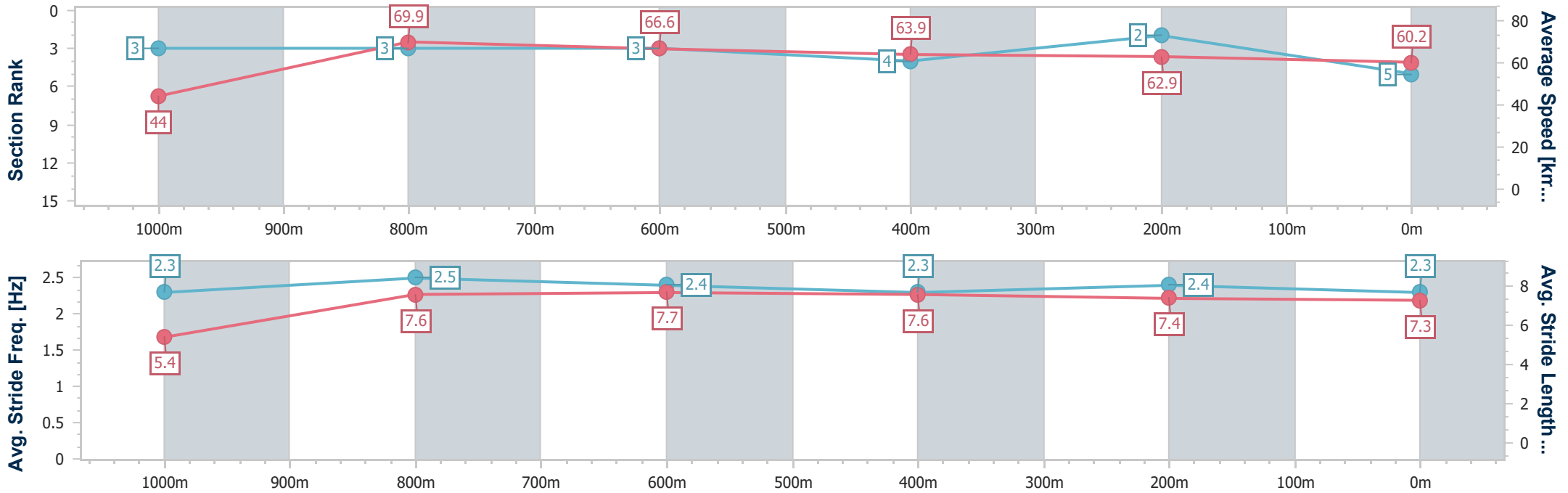
Ipswich QLD Professional
 Race 5: SIRROMET QTIS Three-Year-Old BENCHMARK 65
 Handicap - 1100m



13 January 2024 - 16:06

Track Rating: Soft 5, Weather: Overcast, Rail Position: +4.5m Entire

Section	Overall	1000m	800m	600m	400m	200m
Section Times	1:03.82 [5] (0:08.17)	0:55.65 [3] (0:10.30)	0:45.35 [3] (0:10.78)	0:34.57 [3] (0:11.24)	0:23.33 [4] (0:11.43)	0:11.90 [2] (0:11.90)
Average Speed [km/h]	44.0	69.9	66.6	63.9	62.9	60.2
Top Speed [km/h]	67.6	71.0	68.0	65.8	63.7	62.7
Avg. Dist. to Rail [m]	3.5	0.4	0.5	0.9	0.7	0.5
Avg. Stride Freq. [Hz]	2.3	2.5	2.4	2.3	2.4	2.3
Avg. Stride Length [m]	5.4	7.6	7.7	7.6	7.4	7.3



- [] Ranking at each section and finish
- .-.- No data available at this section
- NA No data available



Horse/Jockey Name	Black Minto
Final Rank	6
Fastest Section Time (Section)	0:08.49 (Overall)
Top Speed [km/h] (Section)	70.1 (800m)
Race State	Finished



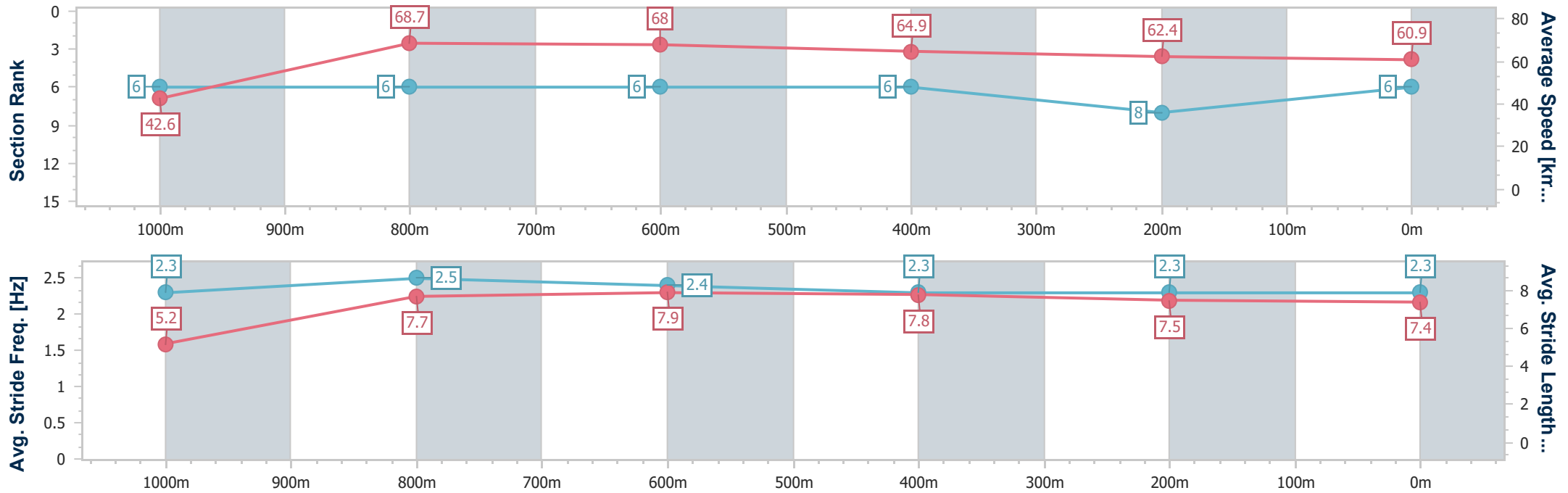
Ipswich QLD Professional
 Race 5: SIRROMET QTIS Three-Year-Old BENCHMARK 65
 Handicap - 1100m



13 January 2024 - 16:06

Track Rating: Soft 5, Weather: Overcast, Rail Position: +4.5m Entire

Section	Overall	1000m	800m	600m	400m	200m
Section Times	1:04.14 [6] (0:08.49)	0:55.65 [6] (0:10.54)	0:45.11 [6] (0:10.61)	0:34.50 [6] (0:11.11)	0:23.39 [6] (0:11.57)	0:11.82 [8] (0:11.82)
Average Speed [km/h]	42.6	68.7	68.0	64.9	62.4	60.9
Top Speed [km/h]	64.9	70.0	70.1	66.4	63.5	62.2
Avg. Dist. to Rail [m]	11.2	1.7	0.3	0.5	2.8	6.0
Avg. Stride Freq. [Hz]	2.3	2.5	2.4	2.3	2.3	2.3
Avg. Stride Length [m]	5.2	7.7	7.9	7.8	7.5	7.4



- [] Ranking at each section and finish
- .-.- No data available at this section
- NA No data available



Horse/Jockey Name	Butt Heads
Final Rank	7
Fastest Section Time (Section)	0:08.76 (Overall)
Top Speed [km/h] (Section)	70.5 (1000m)
Race State	Finished



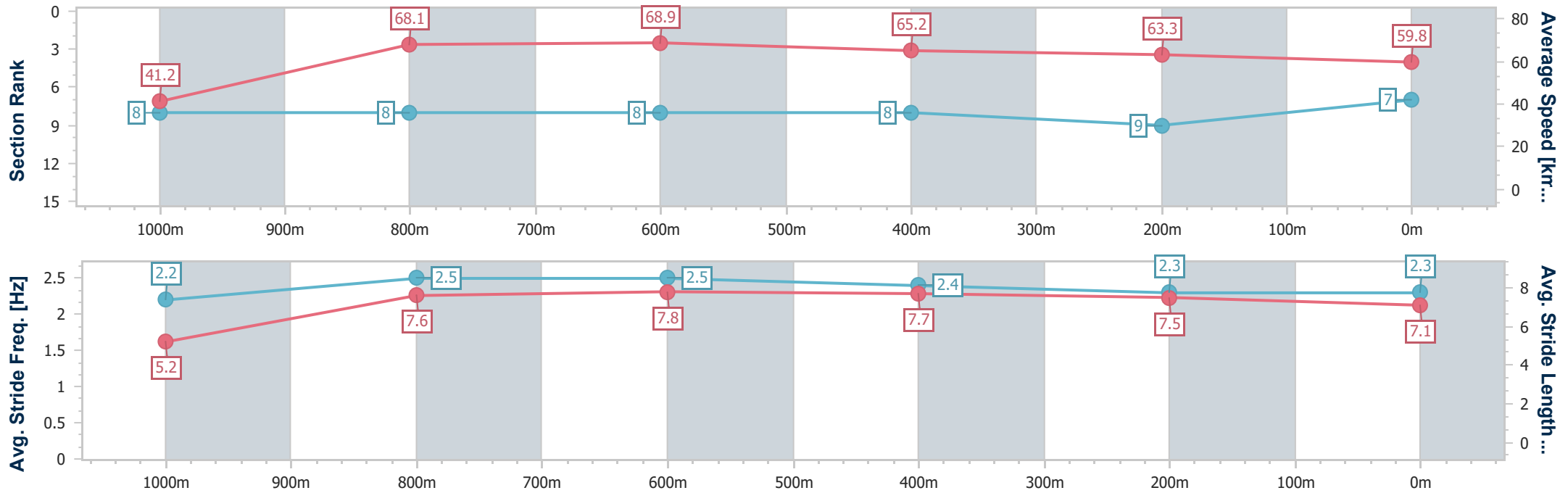
Ipswich QLD Professional
 Race 5: SIRROMET QTIS Three-Year-Old BENCHMARK 65
 Handicap - 1100m



13 January 2024 - 16:06

Track Rating: Soft 5, Weather: Overcast, Rail Position: +4.5m Entire

Section	Overall	1000m	800m	600m	400m	200m
Section Times	1:04.36 [7] (0:08.76)	0:55.60 [8] (0:10.59)	0:45.01 [8] (0:10.46)	0:34.55 [8] (0:11.06)	0:23.49 [8] (0:11.46)	0:12.03 [9] (0:12.03)
Average Speed [km/h]	41.2	68.1	68.9	65.2	63.3	59.8
Top Speed [km/h]	62.9	70.5	70.3	67.3	64.5	61.7
Avg. Dist. to Rail [m]	8.9	0.8	0.4	0.9	3.1	6.6
Avg. Stride Freq. [Hz]	2.2	2.5	2.5	2.4	2.3	2.3
Avg. Stride Length [m]	5.2	7.6	7.8	7.7	7.5	7.1



- [] Ranking at each section and finish
- .-.- No data available at this section
- NA No data available



Horse/Jockey Name	Song Sung Blue
Final Rank	8
Fastest Section Time (Section)	0:08.29 (Overall)
Top Speed [km/h] (Section)	70.3 (1000m)
Race State	Finished



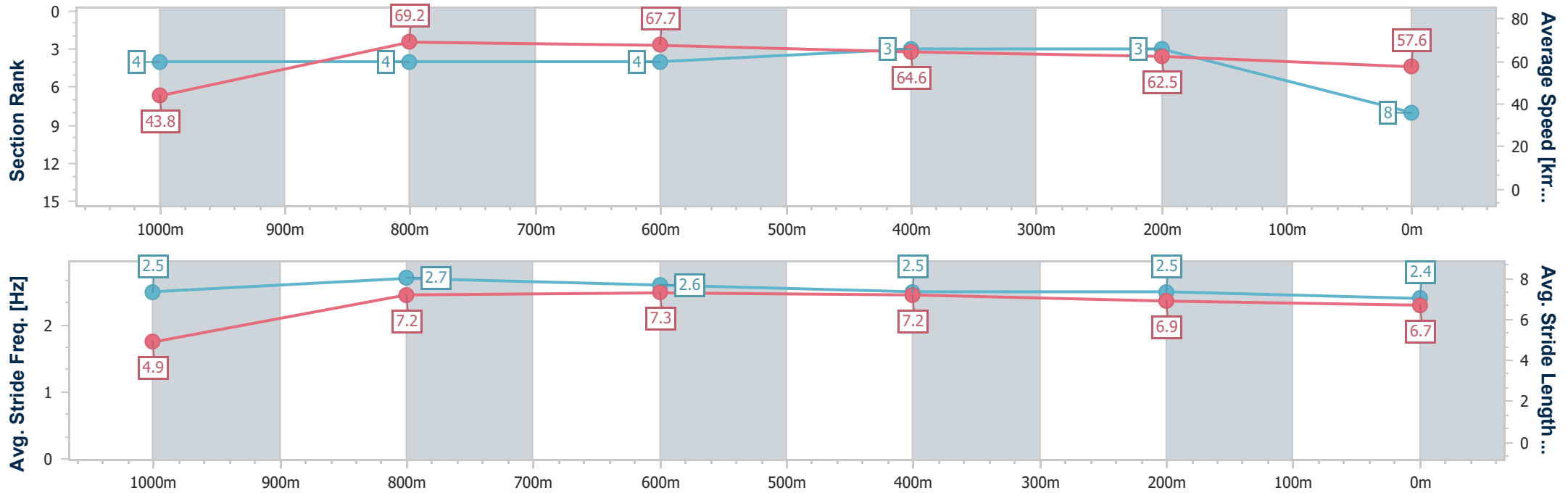
Ipswich QLD Professional
 Race 5: SIRROMET QTIS Three-Year-Old BENCHMARK 65
 Handicap - 1100m



13 January 2024 - 16:06

Track Rating: Soft 5, Weather: Overcast, Rail Position: +4.5m Entire

Section	Overall	1000m	800m	600m	400m	200m
Section Times	1:04.54 [8] (0:08.29)	0:56.25 [4] (0:10.39)	0:45.86 [4] (0:10.63)	0:35.23 [4] (0:11.15)	0:24.08 [3] (0:11.58)	0:12.50 [3] (0:12.50)
Average Speed [km/h]	43.8	69.2	67.7	64.6	62.5	57.6
Top Speed [km/h]	67.9	70.3	68.5	65.6	64.5	60.7
Avg. Dist. to Rail [m]	7.6	1.1	0.4	0.4	1.4	2.0
Avg. Stride Freq. [Hz]	2.5	2.7	2.6	2.5	2.5	2.4
Avg. Stride Length [m]	4.9	7.2	7.3	7.2	6.9	6.7



- [] Ranking at each section and finish
- .-.- No data available at this section
- NA No data available



Horse/Jockey Name	Toute Sweet
Final Rank	9
Fastest Section Time (Section)	0:08.99 (Overall)
Top Speed [km/h] (Section)	70.3 (1000m)
Race State	Finished



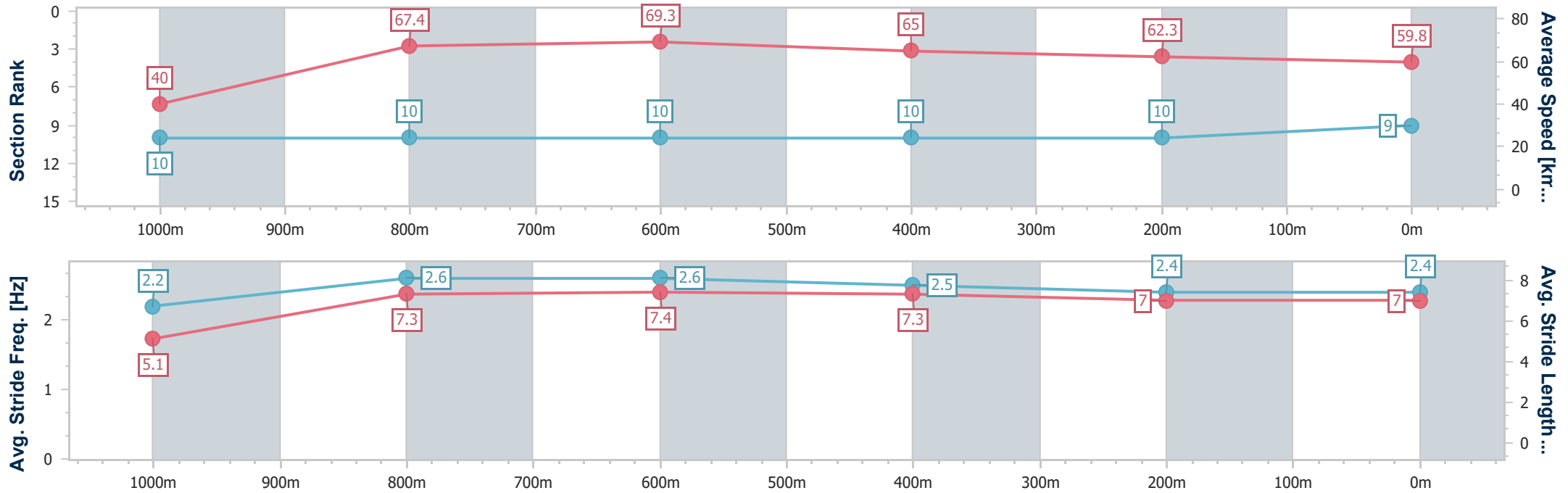
Ipswich QLD Professional
 Race 5: SIRROMET QTIS Three-Year-Old BENCHMARK 65
 Handicap - 1100m



13 January 2024 - 16:06

Track Rating: Soft 5, Weather: Overcast, Rail Position: +4.5m Entire

Section	Overall	1000m	800m	600m	400m	200m
Section Times	1:04.59 [9] (0:08.99)	0:55.60 [10] (0:10.72)	0:44.88 [10] (0:10.35)	0:34.53 [10] (0:10.99)	0:23.54 [10] (0:11.52)	0:12.02 [10] (0:12.02)
Average Speed [km/h]	40.0	67.4	69.3	65.0	62.3	59.8
Top Speed [km/h]	62.9	70.3	69.9	67.5	63.5	62.5
Avg. Dist. to Rail [m]	10.2	0.5	1.1	1.2	0.9	1.2
Avg. Stride Freq. [Hz]	2.2	2.6	2.6	2.5	2.4	2.4
Avg. Stride Length [m]	5.1	7.3	7.4	7.3	7.0	7.0



- [] Ranking at each section and finish
- .-.- No data available at this section
- NA No data available



Horse/Jockey Name	Platinum Lies
Final Rank	10
Fastest Section Time (Section)	0:08.17 (Overall)
Top Speed [km/h] (Section)	71.8 (1000m)
Race State	Finished



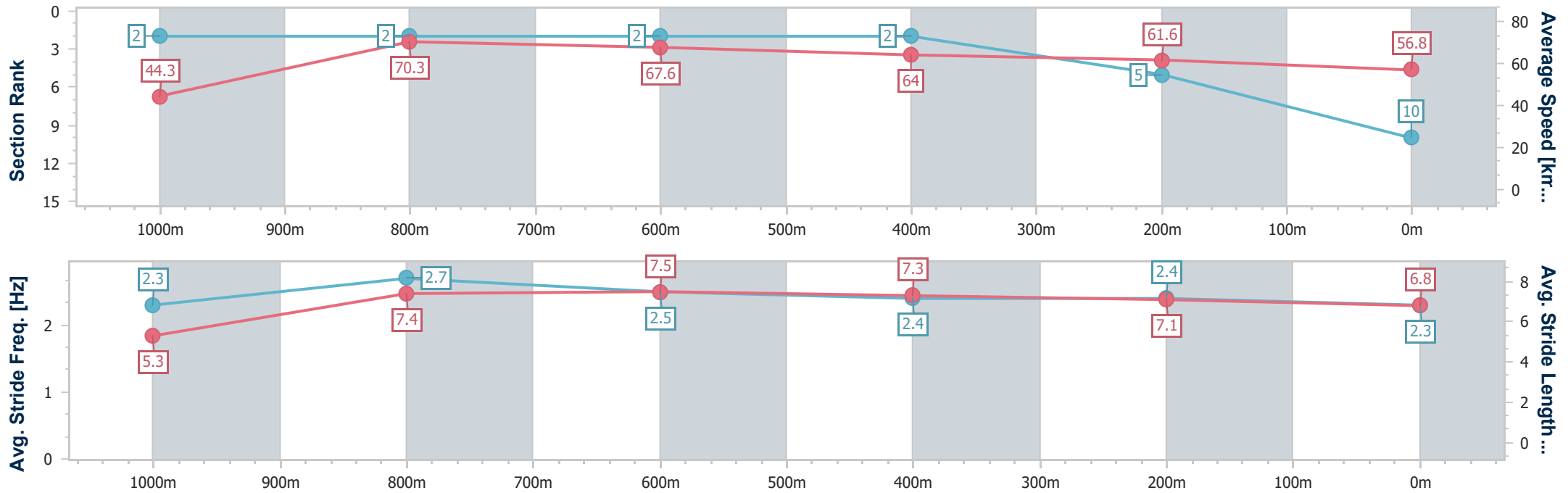
Ipswich QLD Professional
 Race 5: SIRROMET QTIS Three-Year-Old BENCHMARK 65
 Handicap - 1100m



13 January 2024 - 16:06

Track Rating: Soft 5, Weather: Overcast, Rail Position: +4.5m Entire

Section	Overall	1000m	800m	600m	400m	200m
Section Times	1:04.75 [10] (0:08.17)	0:56.58 [2] (0:10.30)	0:46.28 [2] (0:10.65)	0:35.63 [2] (0:11.25)	0:24.38 [2] (0:11.72)	0:12.66 [5] (0:12.66)
Average Speed [km/h]	44.3	70.3	67.6	64.0	61.6	56.8
Top Speed [km/h]	67.2	71.8	70.3	65.7	62.8	60.4
Avg. Dist. to Rail [m]	9.8	2.4	0.6	0.3	0.8	1.3
Avg. Stride Freq. [Hz]	2.3	2.7	2.5	2.4	2.4	2.3
Avg. Stride Length [m]	5.3	7.4	7.5	7.3	7.1	6.8



- [] Ranking at each section and finish
- .-.- No data available at this section
- NA No data available