

Ipswich QLD Professional

Race 3: TAB BENCHMARK 62 Handicap - 1680m

13 January 2024 - 14:35

Track Rating: Soft 5, Weather: Overcast, Rail Position: +4.5m Entire

Section		Field Times												
Overall	1400m	1200m	1000m	800m	600m	400m	Last 600m							
1:41.92 (0:18.56)	1:23.36 (0:11.54)	1:11.82 (0:11.51)	1:00.31 (0:11.89)	0:48.42 (0:12.36)	0:36.06 (0:11.93)	0:24.13 (0:11.89)	0:36.06							
Rank	TAB	Horse/Jockey	Barrier	Top Speed [km/h]	Fastest Section								Distance Travelled [m]	
1	12	GRACIE BLUE Micheal Hellyer	1	63.8 1400m	0:11.54 1400m	1:41.92 [1] (0:19.47)	1:22.45 [5] (0:11.54)	1:10.91 [5] (0:11.72)	0:59.19 [5] (0:11.67)	0:47.52 [5] (0:11.93)	0:35.59 [5] (0:11.82)	0:23.77 [4] (0:11.67)	0:35.59	
2	5	SPIRIT OF BEANS Andrew Mallyon	6	64.2 1400m	0:11.51 1400m	1:42.07 [2] (0:19.01)	1:23.06 [2] (0:11.51)	1:11.55 [3] (0:11.63)	0:59.92 [3] (0:11.74)	0:48.18 [3] (0:12.20)	0:35.98 [3] (0:11.82)	0:24.16 [2] (0:11.77)	0:35.98	+18
3	4	WEST CORK Nathan Evans	5	65.3 Overall	0:11.51 1200m	1:42.15 [3] (0:18.56)	1:23.59 [1] (0:11.54)	1:12.05 [1] (0:11.51)	1:00.54 [1] (0:11.89)	0:48.65 [1] (0:12.36)	0:36.29 [1] (0:11.93)	0:24.36 [1] (0:12.00)	0:36.29	-----
4	10	MY WHISTLEBLOWER Boris Thornton	13	63.6 200m	0:11.59 400m	1:42.24 [4] (0:20.34)	1:21.90 [12] (0:11.60)	1:10.30 [12] (0:11.77)	0:58.53 [12] (0:11.71)	0:46.82 [12] (0:11.68)	0:35.14 [12] (0:11.75)	0:23.39 [9] (0:11.59)	0:35.14	+52
5	2	BETTER YET Emily Lang	7	63.9 1400m	0:11.63 1400m	1:42.27 [5] (0:19.23)	1:23.04 [4] (0:11.63)	1:11.41 [4] (0:11.76)	0:59.65 [4] (0:11.75)	0:47.90 [4] (0:11.92)	0:35.98 [4] (0:11.91)	0:24.07 [5] (0:11.95)	0:35.98	+50
6	3	IRONSIDE Jake Molloy	2	63.5 1400m	0:11.62 1400m	1:42.48 [6] (0:19.50)	1:22.98 [7] (0:11.62)	1:11.36 [7] (0:11.74)	0:59.62 [7] (0:11.73)	0:47.89 [7] (0:11.96)	0:35.93 [6] (0:11.85)	0:24.08 [6] (0:11.89)	0:35.93	+24
7	9	ISLA'S DAY Kirk Matheson	11	63.8 1400m	0:11.56 1400m	1:42.53 [7] (0:19.77)	1:22.76 [8] (0:11.56)	1:11.20 [8] (0:11.74)	0:59.46 [8] (0:11.70)	0:47.76 [8] (0:11.83)	0:35.93 [8] (0:11.81)	0:24.12 [7] (0:11.78)	0:35.93	+40
8	6	THE GOLDEN SOUL Sean Cormack	9	63.3 1400m	0:11.61 1400m	1:42.81 [8] (0:19.83)	1:22.98 [10] (0:11.61)	1:11.37 [10] (0:11.89)	0:59.48 [10] (0:11.81)	0:47.67 [10] (0:11.83)	0:35.84 [10] (0:12.03)	0:23.81 [11] (0:11.73)	0:35.84	+47
9	7	ALIRAAJ Chris Whiteley	10	63.7 1400m	0:11.55 1400m	1:42.86 [9] (0:19.81)	1:23.05 [9] (0:11.55)	1:11.50 [9] (0:11.74)	0:59.76 [9] (0:11.80)	0:47.96 [9] (0:11.87)	0:36.09 [9] (0:11.93)	0:24.16 [8] (0:11.92)	0:36.09	+50
10	8	FLASH ZARIZ Montanna Savva	8	66.0 1400m	0:11.41 1400m	1:43.07 [10] (0:19.01)	1:24.06 [3] (0:11.41)	1:12.65 [2] (0:11.61)	1:01.04 [2] (0:11.78)	0:49.26 [2] (0:12.27)	0:36.99 [2] (0:11.98)	0:25.01 [3] (0:12.25)	0:36.99	+37

Scratched: Sir Randolph (#1)



Ipswich QLD Professional
Race 3: TAB BENCHMARK 62 Handicap - 1680m
 13 January 2024 - 14:35



Track Rating: Soft 5, Weather: Overcast, Rail Position: +4.5m Entire

Section		Overall	1400m	1200m	1000m	800m	600m	400m	Last 600m
Field Times		1:41.92 (0:18.56)	1:23.36 (0:11.54)	1:11.82 (0:11.51)	1:00.31 (0:11.89)	0:48.42 (0:12.36)	0:36.06 (0:11.93)	0:24.13 (0:11.89)	0:36.06

Rank	TAB	Horse/Jockey	Barrier	Top Speed [km/h]	Fastest Section	Overall	1400m	1200m	1000m	800m	600m	400m	Last 600m	Distance Travelled [m]
11	13	LITTLE JERRY Kenji Yoshida	12	63.1 1400m	0:11.59 1400m	1:44.09 [11] (0:20.01)	1:24.08 [11] (0:11.59)	1:12.49 [11] (0:11.87)	1:00.62 [11] (0:11.77)	0:48.85 [11] (0:11.82)	0:37.03 [11] (0:12.13)	0:24.90 [12] (0:12.24)	0:37.03	+39
12	11	NICE WATER Yvette Lewis	3	64.7 1400m	0:11.55 1400m	1:46.32 [12] (0:19.50)	1:26.82 [6] (0:11.55)	1:15.27 [6] (0:11.75)	1:03.52 [6] (0:11.72)	0:51.80 [6] (0:12.08)	0:39.72 [7] (0:12.28)	0:27.44 [10] (0:12.70)	0:39.72	+54

Scratched: Sir Randolph (#1)

[] Ranking at each section and finish
 -:-:-:- No data available at this section
 NA No data available

SCN Saddle cloth number
 DNF Did not finish
 DNT Did not track

Ipswich QLD Professional

Race 3: TAB BENCHMARK 62 Handicap - 1680m

13 January 2024 - 14:35

Track Rating: Soft 5, Weather: Overcast, Rail Position: +4.5m Entire

Section				200m				Last 600m		
Field Times				0:12.24 (0:12.24)				0:36.06		
Rank	TAB	Horse/Jockey	Barrier	Top Speed [km/h]	Fastest Section	Margin			Distance Travelled [m]	
1	12	GRACIE BLUE Micheal Hellyer	1	63.8 1400m	0:11.54 1400m	0:12.10 [3] (0:12.10)	1:41.92		0:35.59	
2	5	SPIRIT OF BEANS Andrew Mallyon	6	64.2 1400m	0:11.51 1400m	0:12.39 [1] (0:12.39)	0.8L		0:35.98	+18
3	4	WEST CORK Nathan Evans	5	65.3 Overall	0:11.51 1200m	0:12.36 [2] (0:12.36)	1.2L		0:36.29	----
4	10	MY WHISTLEBLOWER Boris Thornton	13	63.6 200m	0:11.59 400m	0:11.80 [8] (0:11.80)	1.7L		0:35.14	+52
5	2	BETTER YET Emily Lang	7	63.9 1400m	0:11.63 1400m	0:12.12 [4] (0:12.12)	1.9L		0:35.98	+50
6	3	IRONSIDE Jake Molloy	2	63.5 1400m	0:11.62 1400m	0:12.19 [6] (0:12.19)	2.9L		0:35.93	+24
7	9	ISLA'S DAY Kirk Matheson	11	63.8 1400m	0:11.56 1400m	0:12.34 [5] (0:12.34)	3.1L		0:35.93	+40
8	6	THE GOLDEN SOUL Sean Cormack	9	63.3 1400m	0:11.61 1400m	0:12.08 [10] (0:12.08)	4.6L		0:35.84	+47
9	7	ALIRAAJ Chris Whiteley	10	63.7 1400m	0:11.55 1400m	0:12.24 [9] (0:12.24)	4.8L		0:36.09	+50
10	8	FLASH ZARIZ Montanna Savva	8	66.0 1400m	0:11.41 1400m	0:12.76 [7] (0:12.76)	5.8L		0:36.99	+37

Scratched: Sir Randolph (#1)



Ipswich QLD Professional
 Race 3: TAB BENCHMARK 62 Handicap - 1680m
 13 January 2024 - 14:35



Track Rating: Soft 5, Weather: Overcast, Rail Position: +4.5m Entire

Section				200m				Last 600m		
Field Times				0:12.24 (0:12.24)				0:36.06		
Rank	TAB	Horse/Jockey	Barrier	Top Speed [km/h]	Fastest Section	Margin			Distance Travelled [m]	
11	13	LITTLE JERRY	12	63.1	0:11.59	0:12.66 [11]	11.8L		0:37.03	+39
		Kenji Yoshida		1400m	1400m	(0:12.66)				
12	11	NICE WATER	3	64.7	0:11.55	0:14.74 [12]	24.8L		0:39.72	+54
		Yvette Lewis		1400m	1400m	(0:14.74)				

Scratched: Sir Randolph (#1)



Horse/Jockey Name	Gracie Blue
Final Rank	1
Fastest Section Time (Section)	0:11.54 (1400m)
Top Speed [km/h] (Section)	63.8 (1400m)
Race State	Finished



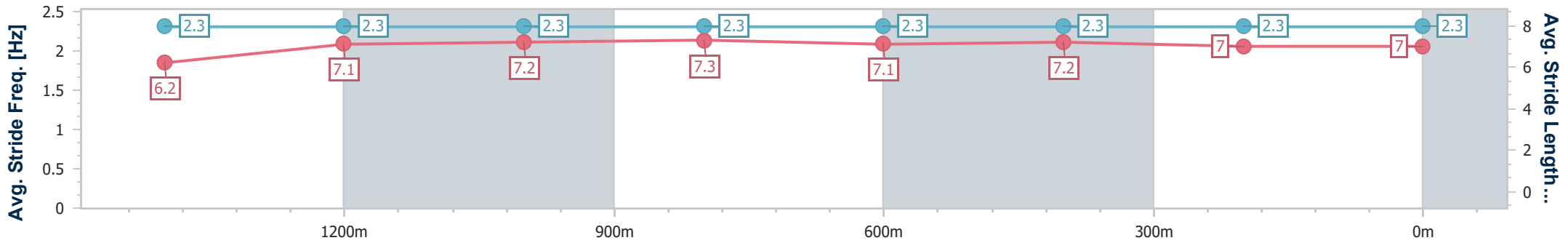
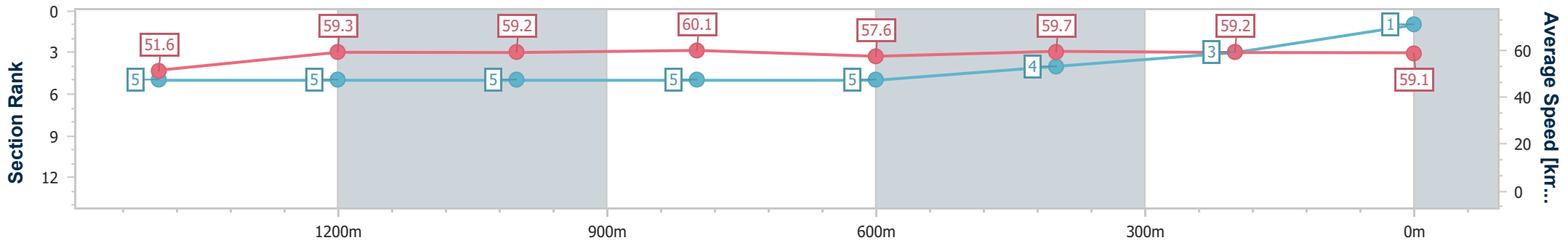
Ipswich QLD Professional
Race 3: TAB BENCHMARK 62 Handicap - 1680m



13 January 2024 - 14:35

Track Rating: Soft 5, Weather: Overcast, Rail Position: +4.5m Entire

Section	Overall	1400m	1200m	1000m	800m	600m	400m	200m
Section Times	1:41.92 [1] (0:19.47)	1:22.45 [5] (0:11.54)	1:10.91 [5] (0:11.72)	0:59.19 [5] (0:11.67)	0:47.52 [5] (0:11.93)	0:35.59 [5] (0:11.82)	0:23.77 [4] (0:11.67)	0:12.10 [3] (0:12.10)
Average Speed [km/h]	51.6	59.3	59.2	60.1	57.6	59.7	59.2	59.1
Top Speed [km/h]	63.5	63.8	63.3	62.5	62.7	61.9	62.4	62.5
Avg. Dist. to Rail [m]	1.6	0.1	0.2	0.2	0.4	0.6	0.9	1.6
Avg. Stride Freq. [Hz]	2.3	2.3	2.3	2.3	2.3	2.3	2.3	2.3
Avg. Stride Length [m]	6.2	7.1	7.2	7.3	7.1	7.2	7.0	7.0



- [] Ranking at each section and finish
- .-.- No data available at this section
- NA No data available



Horse/Jockey Name	Spirit Of Beans
Final Rank	2
Fastest Section Time (Section)	0:11.51 (1400m)
Top Speed [km/h] (Section)	64.2 (1400m)
Race State	Finished



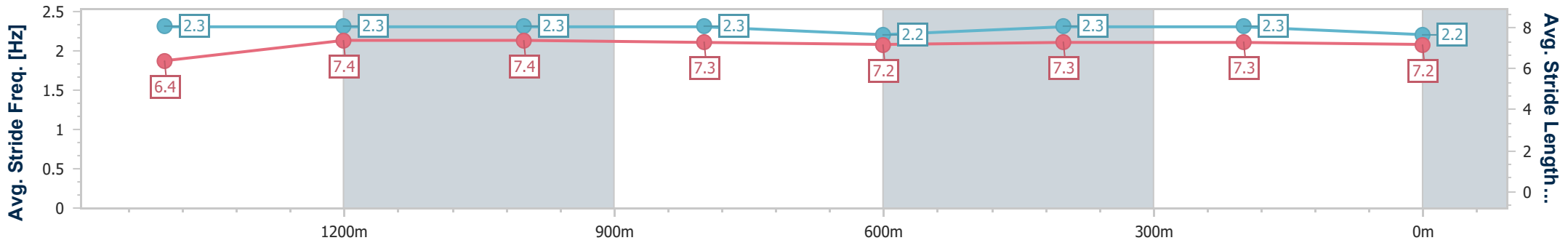
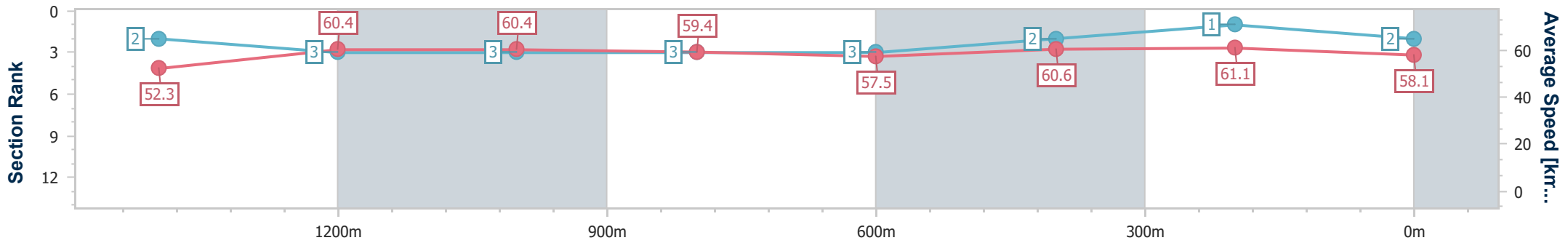
Ipswich QLD Professional
Race 3: TAB BENCHMARK 62 Handicap - 1680m



13 January 2024 - 14:35

Track Rating: Soft 5, Weather: Overcast, Rail Position: +4.5m Entire

Section	Overall	1400m	1200m	1000m	800m	600m	400m	200m
Section Times	1:42.07 [2] (0:19.01)	1:23.06 [2] (0:11.51)	1:11.55 [3] (0:11.63)	0:59.92 [3] (0:11.74)	0:48.18 [3] (0:12.20)	0:35.98 [3] (0:11.82)	0:24.16 [2] (0:11.77)	0:12.39 [1] (0:12.39)
Average Speed [km/h]	52.3	60.4	60.4	59.4	57.5	60.6	61.1	58.1
Top Speed [km/h]	63.7	64.2	63.4	62.9	62.3	61.8	62.2	62.0
Avg. Dist. to Rail [m]	3.3	0.2	0.3	0.1	0.3	0.4	0.3	0.2
Avg. Stride Freq. [Hz]	2.3	2.3	2.3	2.3	2.2	2.3	2.3	2.2
Avg. Stride Length [m]	6.4	7.4	7.4	7.3	7.2	7.3	7.3	7.2



- [] Ranking at each section and finish
- .-.-.- No data available at this section
- NA No data available



Horse/Jockey Name	West Cork
Final Rank	3
Fastest Section Time (Section)	0:11.51 (1200m)
Top Speed [km/h] (Section)	65.3 (Overall)
Race State	Finished



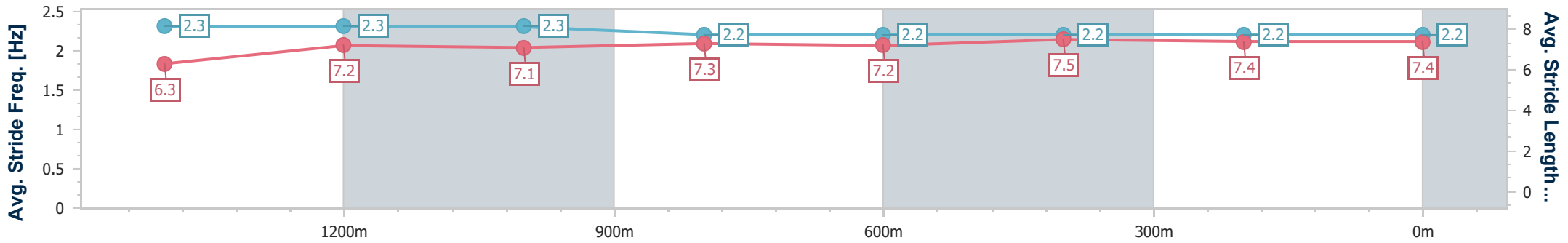
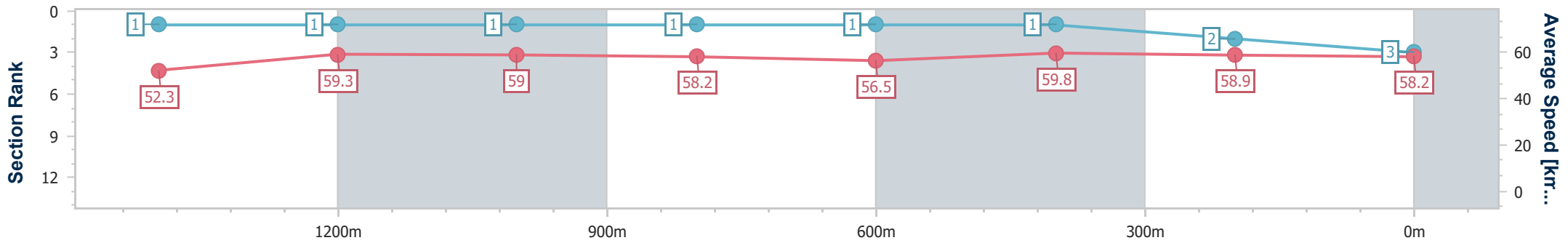
Ipswich QLD Professional
Race 3: TAB BENCHMARK 62 Handicap - 1680m



13 January 2024 - 14:35

Track Rating: Soft 5, Weather: Overcast, Rail Position: +4.5m Entire

Section	Overall	1400m	1200m	1000m	800m	600m	400m	200m
Section Times	1:42.15 [3] (0:18.56)	1:23.59 [1] (0:11.54)	1:12.05 [1] (0:11.51)	1:00.54 [1] (0:11.89)	0:48.65 [1] (0:12.36)	0:36.29 [1] (0:11.93)	0:24.36 [1] (0:12.00)	0:12.36 [2] (0:12.36)
Average Speed [km/h]	52.3	59.3	59.0	58.2	56.5	59.8	58.9	58.2
Top Speed [km/h]	65.3	65.3	64.0	63.5	61.2	61.1	61.0	60.5
Avg. Dist. to Rail [m]	2.5	0.1	0.1	0.1	0.5	0.9	1.3	1.3
Avg. Stride Freq. [Hz]	2.3	2.3	2.3	2.2	2.2	2.2	2.2	2.2
Avg. Stride Length [m]	6.3	7.2	7.1	7.3	7.2	7.5	7.4	7.4



- [] Ranking at each section and finish
- .-.- No data available at this section
- NA No data available



Horse/Jockey Name	My Whistleblower
Final Rank	4
Fastest Section Time (Section)	0:11.59 (400m)
Top Speed [km/h] (Section)	63.6 (200m)
Race State	Finished



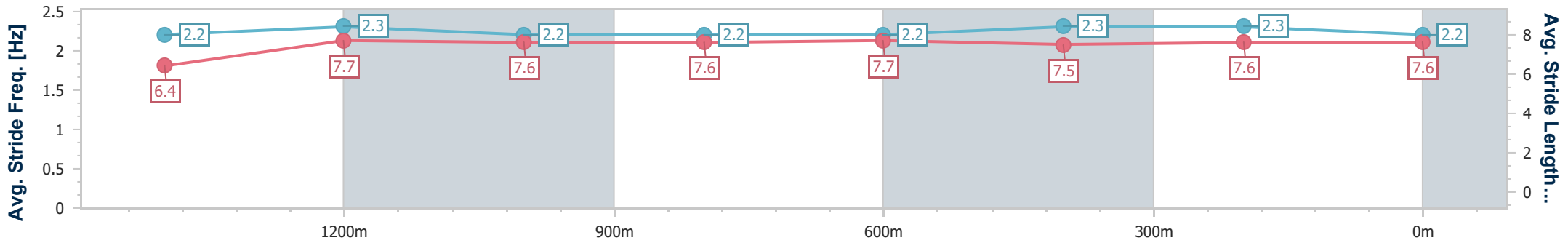
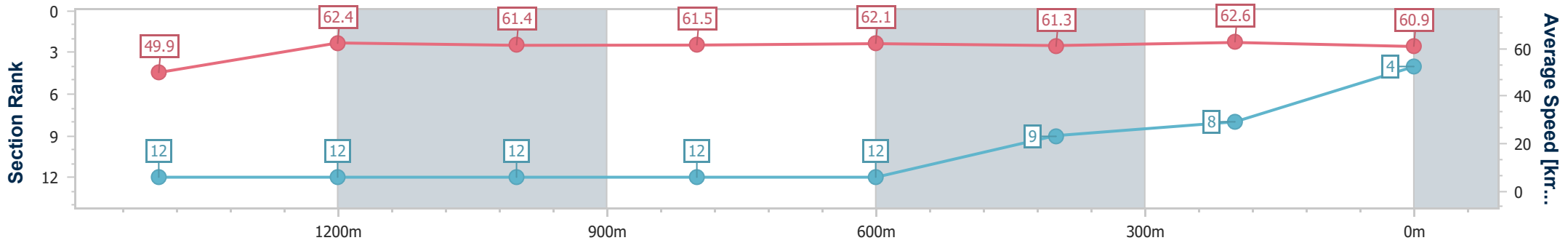
Ipswich QLD Professional
Race 3: TAB BENCHMARK 62 Handicap - 1680m



13 January 2024 - 14:35

Track Rating: Soft 5, Weather: Overcast, Rail Position: +4.5m Entire

Section	Overall	1400m	1200m	1000m	800m	600m	400m	200m
Section Times	1:42.24 [4] (0:20.34)	1:21.90 [12] (0:11.60)	1:10.30 [12] (0:11.77)	0:58.53 [12] (0:11.71)	0:46.82 [12] (0:11.68)	0:35.14 [12] (0:11.75)	0:23.39 [9] (0:11.59)	0:11.80 [8] (0:11.80)
Average Speed [km/h]	49.9	62.4	61.4	61.5	62.1	61.3	62.6	60.9
Top Speed [km/h]	60.2	63.3	63.4	62.5	62.9	62.9	63.4	63.6
Avg. Dist. to Rail [m]	8.1	0.8	0.7	0.7	0.7	1.9	2.6	4.9
Avg. Stride Freq. [Hz]	2.2	2.3	2.2	2.2	2.2	2.3	2.3	2.2
Avg. Stride Length [m]	6.4	7.7	7.6	7.6	7.7	7.5	7.6	7.6



- [] Ranking at each section and finish
- .-.- No data available at this section
- NA No data available



Horse/Jockey Name	Better Yet
Final Rank	5
Fastest Section Time (Section)	0:11.63 (1400m)
Top Speed [km/h] (Section)	63.9 (1400m)
Race State	Finished



Ipswich QLD Professional

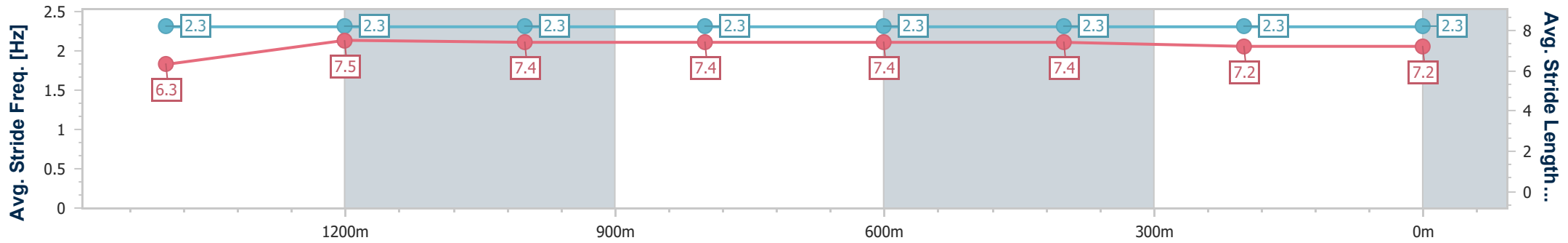
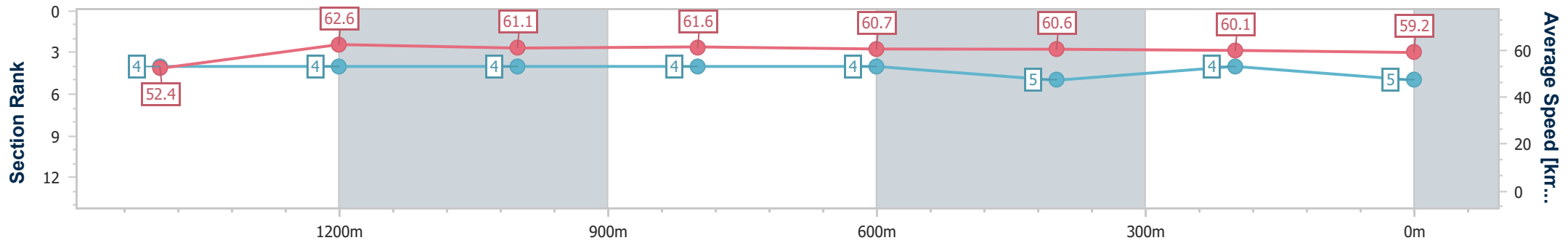
Race 3: TAB BENCHMARK 62 Handicap - 1680m

13 January 2024 - 14:35



Track Rating: Soft 5, Weather: Overcast, Rail Position: +4.5m Entire

Section	Overall	1400m	1200m	1000m	800m	600m	400m	200m
Section Times	1:42.27 [5] (0:19.23)	1:23.04 [4] (0:11.63)	1:11.41 [4] (0:11.76)	0:59.65 [4] (0:11.75)	0:47.90 [4] (0:11.92)	0:35.98 [4] (0:11.91)	0:24.07 [5] (0:11.95)	0:12.12 [4] (0:12.12)
Average Speed [km/h]	52.4	62.6	61.1	61.6	60.7	60.6	60.1	59.2
Top Speed [km/h]	62.8	63.9	62.9	62.3	62.4	61.6	61.7	61.5
Avg. Dist. to Rail [m]	4.4	0.9	0.8	0.9	0.3	0.5	2.0	3.1
Avg. Stride Freq. [Hz]	2.3	2.3	2.3	2.3	2.3	2.3	2.3	2.3
Avg. Stride Length [m]	6.3	7.5	7.4	7.4	7.4	7.4	7.2	7.2



- [] Ranking at each section and finish
- .-.- No data available at this section
- NA No data available



Horse/Jockey Name	Ironside
Final Rank	6
Fastest Section Time (Section)	0:11.62 (1400m)
Top Speed [km/h] (Section)	63.5 (1400m)
Race State	Finished



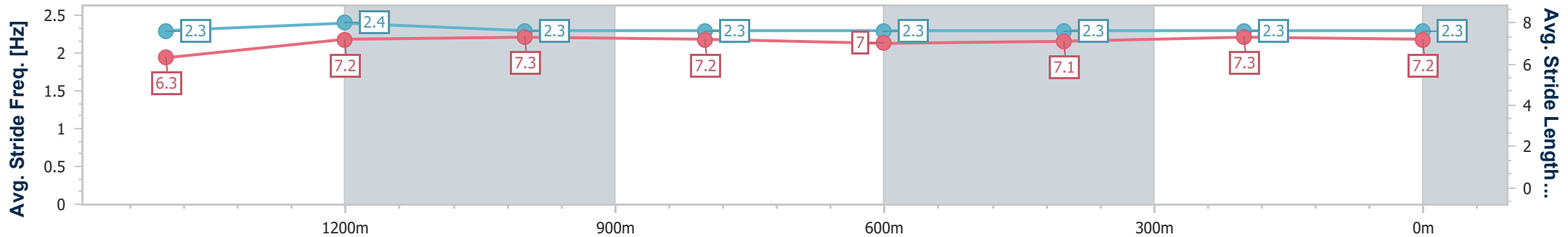
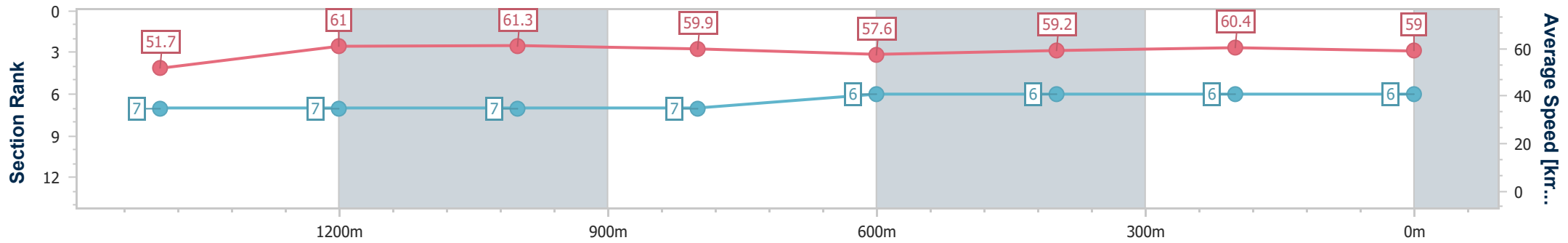
Ipswich QLD Professional
Race 3: TAB BENCHMARK 62 Handicap - 1680m



13 January 2024 - 14:35

Track Rating: Soft 5, Weather: Overcast, Rail Position: +4.5m Entire

Section	Overall	1400m	1200m	1000m	800m	600m	400m	200m
Section Times	1:42.48 [6] (0:19.50)	1:22.98 [7] (0:11.62)	1:11.36 [7] (0:11.74)	0:59.62 [7] (0:11.73)	0:47.89 [7] (0:11.96)	0:35.93 [6] (0:11.85)	0:24.08 [6] (0:11.89)	0:12.19 [6] (0:12.19)
Average Speed [km/h]	51.7	61.0	61.3	59.9	57.6	59.2	60.4	59.0
Top Speed [km/h]	63.0	63.5	63.1	62.5	62.6	61.8	62.2	61.4
Avg. Dist. to Rail [m]	2.3	0.9	0.8	1.1	0.4	0.3	1.1	1.5
Avg. Stride Freq. [Hz]	2.3	2.4	2.3	2.3	2.3	2.3	2.3	2.3
Avg. Stride Length [m]	6.3	7.2	7.3	7.2	7.0	7.1	7.3	7.2



- [] Ranking at each section and finish
- .-.- No data available at this section
- NA No data available



Horse/Jockey Name	Isla's Day
Final Rank	7
Fastest Section Time (Section)	0:11.56 (1400m)
Top Speed [km/h] (Section)	63.8 (1400m)
Race State	Finished



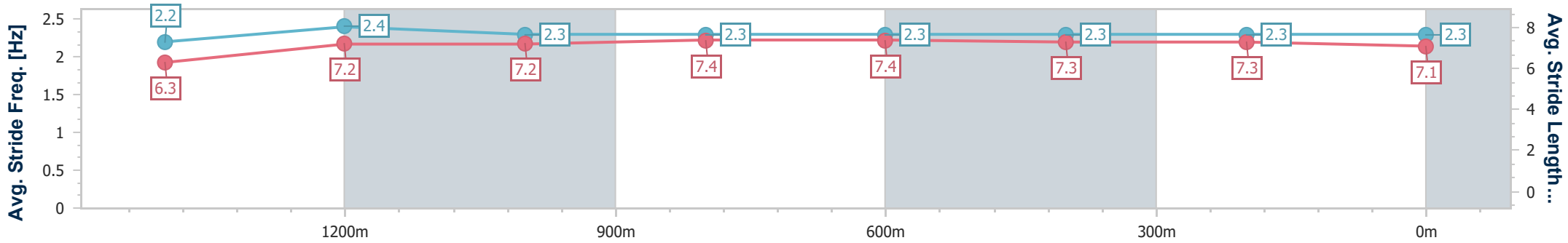
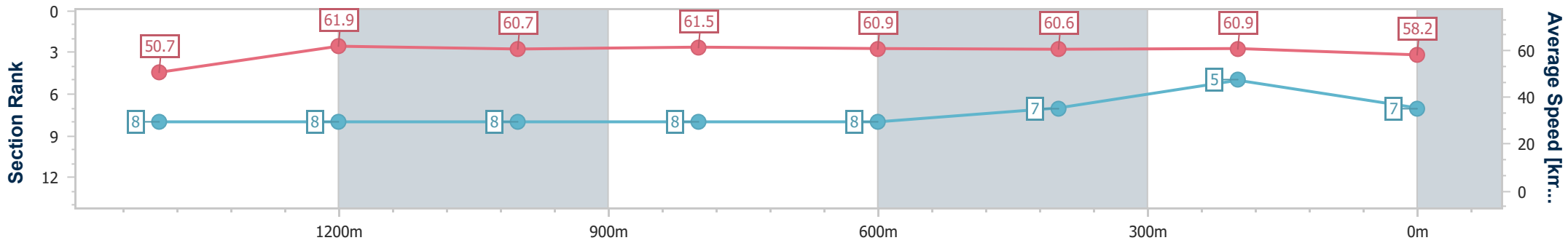
Ipswich QLD Professional
Race 3: TAB BENCHMARK 62 Handicap - 1680m



13 January 2024 - 14:35

Track Rating: Soft 5, Weather: Overcast, Rail Position: +4.5m Entire

Section	Overall	1400m	1200m	1000m	800m	600m	400m	200m
Section Times	1:42.53 [7] (0:19.77)	1:22.76 [8] (0:11.56)	1:11.20 [8] (0:11.74)	0:59.46 [8] (0:11.70)	0:47.76 [8] (0:11.83)	0:35.93 [8] (0:11.81)	0:24.12 [7] (0:11.78)	0:12.34 [5] (0:12.34)
Average Speed [km/h]	50.7	61.9	60.7	61.5	60.9	60.6	60.9	58.2
Top Speed [km/h]	62.5	63.8	63.0	62.5	62.5	61.7	62.1	61.8
Avg. Dist. to Rail [m]	5.2	0.1	0.1	0.2	0.5	0.8	0.9	0.3
Avg. Stride Freq. [Hz]	2.2	2.4	2.3	2.3	2.3	2.3	2.3	2.3
Avg. Stride Length [m]	6.3	7.2	7.2	7.4	7.4	7.3	7.3	7.1



- [] Ranking at each section and finish
- .-.- No data available at this section
- NA No data available



Horse/Jockey Name	The Golden Soul
Final Rank	8
Fastest Section Time (Section)	0:11.61 (1400m)
Top Speed [km/h] (Section)	63.3 (1400m)
Race State	Finished



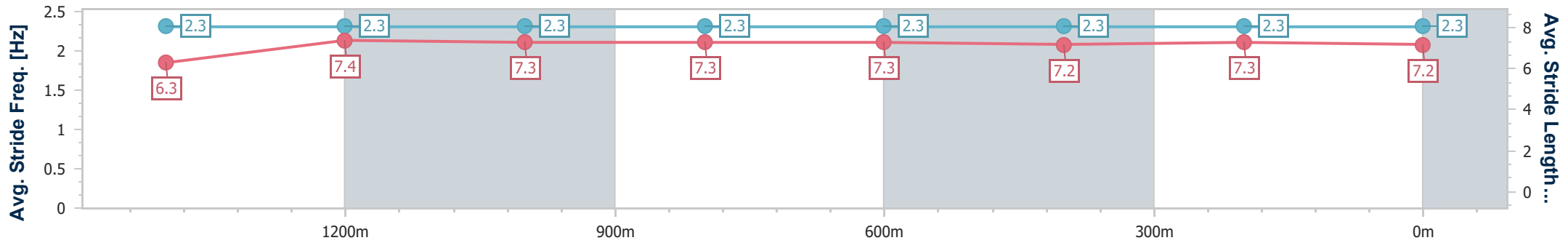
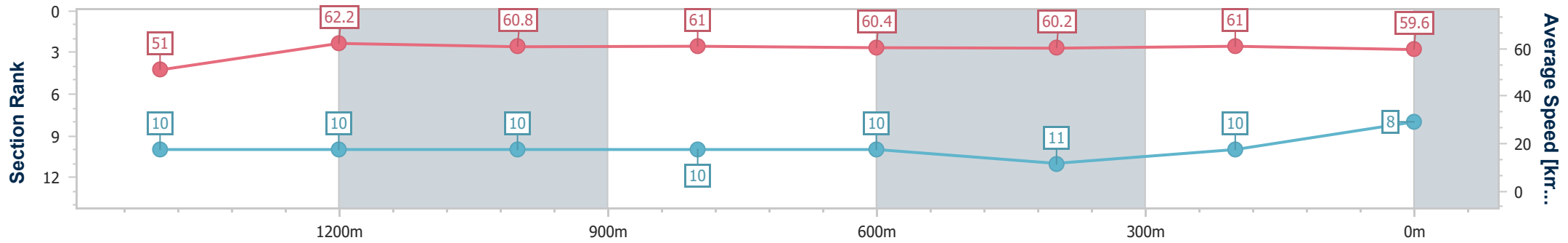
Ipswich QLD Professional
Race 3: TAB BENCHMARK 62 Handicap - 1680m



13 January 2024 - 14:35

Track Rating: Soft 5, Weather: Overcast, Rail Position: +4.5m Entire

Section	Overall	1400m	1200m	1000m	800m	600m	400m	200m
Section Times	1:42.81 [8] (0:19.83)	1:22.98 [10] (0:11.61)	1:11.37 [10] (0:11.89)	0:59.48 [10] (0:11.81)	0:47.67 [10] (0:11.83)	0:35.84 [10] (0:12.03)	0:23.81 [11] (0:11.73)	0:12.08 [10] (0:12.08)
Average Speed [km/h]	51.0	62.2	60.8	61.0	60.4	60.2	61.0	59.6
Top Speed [km/h]	61.3	63.3	63.1	62.1	62.5	61.7	62.2	62.2
Avg. Dist. to Rail [m]	5.2	0.6	0.5	0.6	0.4	0.8	0.7	1.0
Avg. Stride Freq. [Hz]	2.3	2.3	2.3	2.3	2.3	2.3	2.3	2.3
Avg. Stride Length [m]	6.3	7.4	7.3	7.3	7.3	7.2	7.3	7.2



- [] Ranking at each section and finish
- .-.- No data available at this section
- NA No data available



Horse/Jockey Name	Aliraaj
Final Rank	9
Fastest Section Time (Section)	0:11.55 (1400m)
Top Speed [km/h] (Section)	63.7 (1400m)
Race State	Finished



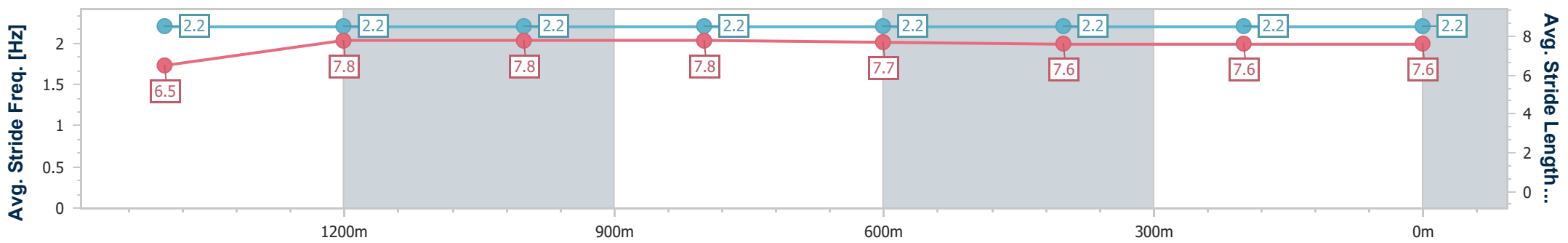
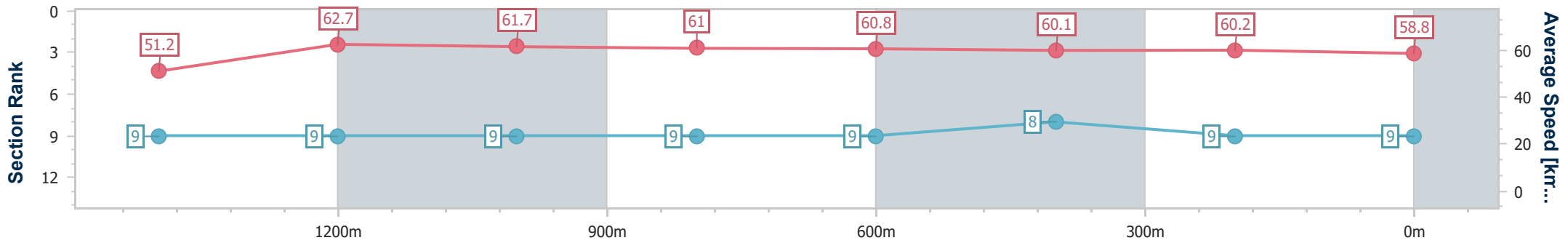
Ipswich QLD Professional
Race 3: TAB BENCHMARK 62 Handicap - 1680m



13 January 2024 - 14:35

Track Rating: Soft 5, Weather: Overcast, Rail Position: +4.5m Entire

Section	Overall	1400m	1200m	1000m	800m	600m	400m	200m
Section Times	1:42.86 [9] (0:19.81)	1:23.05 [9] (0:11.55)	1:11.50 [9] (0:11.74)	0:59.76 [9] (0:11.80)	0:47.96 [9] (0:11.87)	0:36.09 [9] (0:11.93)	0:24.16 [8] (0:11.92)	0:12.24 [9] (0:12.24)
Average Speed [km/h]	51.2	62.7	61.7	61.0	60.8	60.1	60.2	58.8
Top Speed [km/h]	61.4	63.7	63.6	62.5	62.4	61.3	62.0	61.1
Avg. Dist. to Rail [m]	6.2	1.5	1.1	0.6	0.1	0.3	0.4	2.2
Avg. Stride Freq. [Hz]	2.2	2.2	2.2	2.2	2.2	2.2	2.2	2.2
Avg. Stride Length [m]	6.5	7.8	7.8	7.8	7.7	7.6	7.6	7.6



- [] Ranking at each section and finish
- .-.- No data available at this section
- NA No data available



Horse/Jockey Name	Flash Zariz
Final Rank	10
Fastest Section Time (Section)	0:11.41 (1400m)
Top Speed [km/h] (Section)	66.0 (1400m)
Race State	Finished



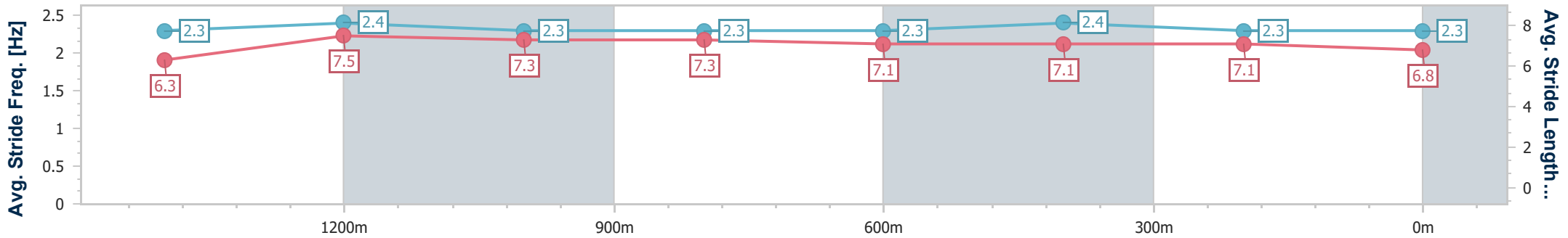
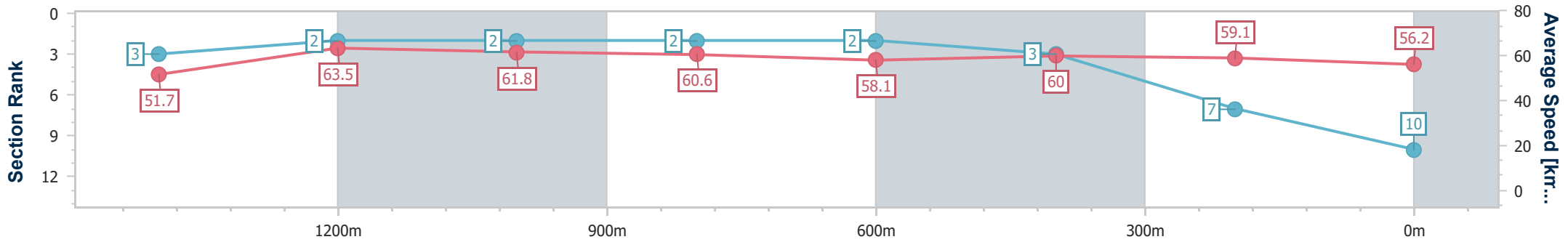
Ipswich QLD Professional
Race 3: TAB BENCHMARK 62 Handicap - 1680m



13 January 2024 - 14:35

Track Rating: Soft 5, Weather: Overcast, Rail Position: +4.5m Entire

Section	Overall	1400m	1200m	1000m	800m	600m	400m	200m
Section Times	1:43.07 [10] (0:19.01)	1:24.06 [3] (0:11.41)	1:12.65 [2] (0:11.61)	1:01.04 [2] (0:11.78)	0:49.26 [2] (0:12.27)	0:36.99 [2] (0:11.98)	0:25.01 [3] (0:12.25)	0:12.76 [7] (0:12.76)
Average Speed [km/h]	51.7	63.5	61.8	60.6	58.1	60.0	59.1	56.2
Top Speed [km/h]	64.7	66.0	64.2	63.0	62.0	61.3	61.2	59.5
Avg. Dist. to Rail [m]	5.3	1.1	1.1	1.0	0.5	0.3	0.4	0.6
Avg. Stride Freq. [Hz]	2.3	2.4	2.3	2.3	2.3	2.4	2.3	2.3
Avg. Stride Length [m]	6.3	7.5	7.3	7.3	7.1	7.1	7.1	6.8



- [] Ranking at each section and finish
- .-.- No data available at this section
- NA No data available



Horse/Jockey Name	Little Jerry
Final Rank	11
Fastest Section Time (Section)	0:11.59 (1400m)
Top Speed [km/h] (Section)	63.1 (1400m)
Race State	Finished



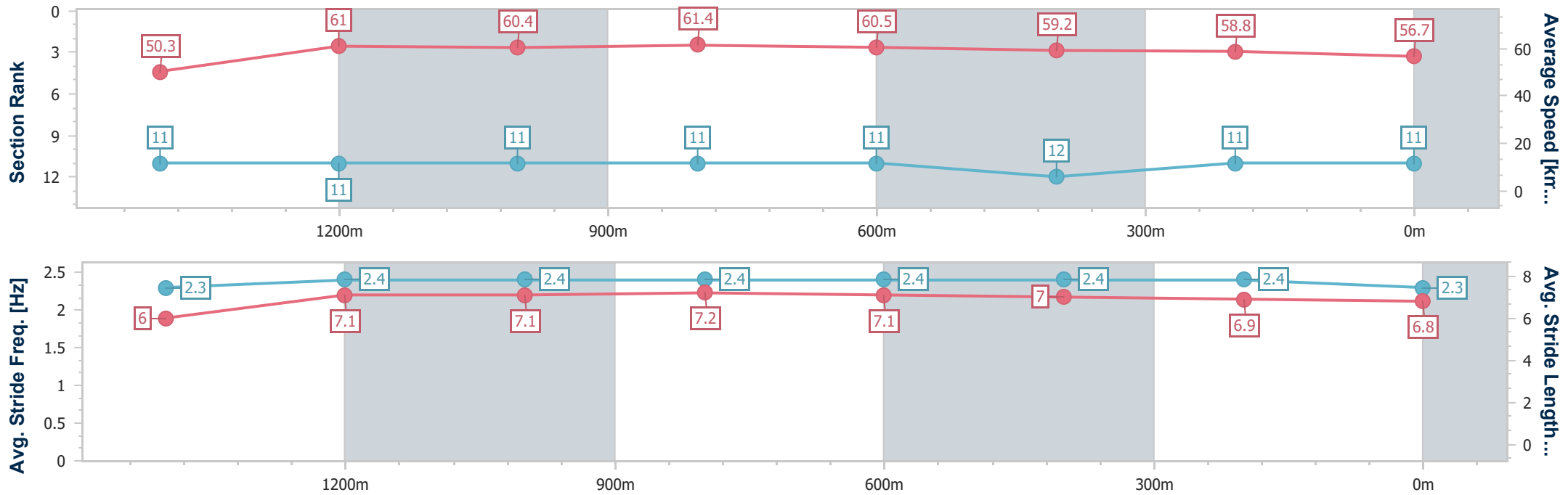
Ipswich QLD Professional
Race 3: TAB BENCHMARK 62 Handicap - 1680m



13 January 2024 - 14:35

Track Rating: Soft 5, Weather: Overcast, Rail Position: +4.5m Entire

Section	Overall	1400m	1200m	1000m	800m	600m	400m	200m
Section Times	1:44.09 [11] (0:20.01)	1:24.08 [11] (0:11.59)	1:12.49 [11] (0:11.87)	1:00.62 [11] (0:11.77)	0:48.85 [11] (0:11.82)	0:37.03 [11] (0:12.13)	0:24.90 [12] (0:12.24)	0:12.66 [11] (0:12.66)
Average Speed [km/h]	50.3	61.0	60.4	61.4	60.5	59.2	58.8	56.7
Top Speed [km/h]	61.0	63.1	62.8	62.3	62.0	61.7	59.8	59.6
Avg. Dist. to Rail [m]	6.6	0.1	0.1	0.3	0.5	1.0	0.6	1.6
Avg. Stride Freq. [Hz]	2.3	2.4	2.4	2.4	2.4	2.4	2.4	2.3
Avg. Stride Length [m]	6.0	7.1	7.1	7.2	7.1	7.0	6.9	6.8



- [] Ranking at each section and finish
- .-.- No data available at this section
- NA No data available



Horse/Jockey Name	Nice Water
Final Rank	12
Fastest Section Time (Section)	0:11.55 (1400m)
Top Speed [km/h] (Section)	64.7 (1400m)
Race State	Finished



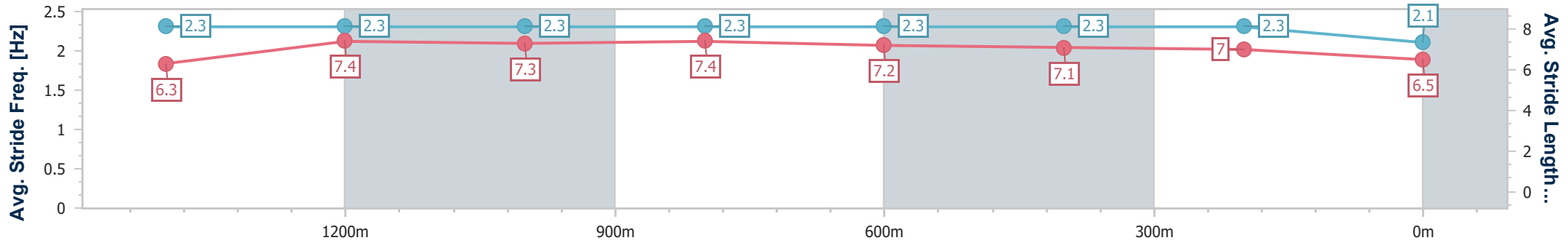
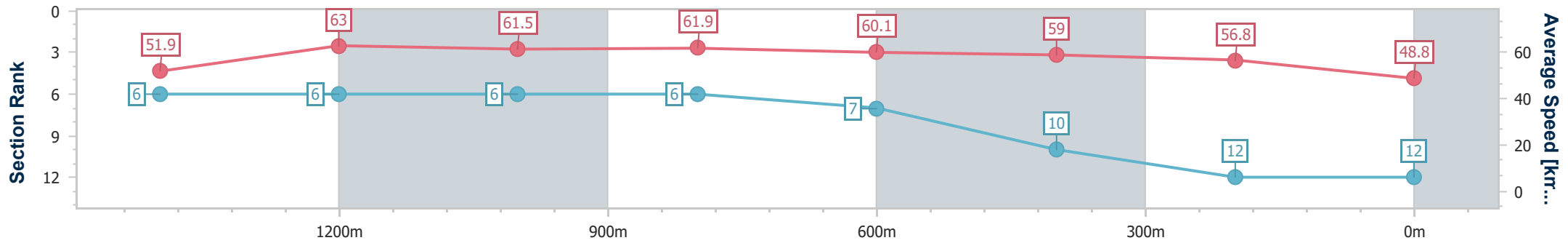
Ipswich QLD Professional
Race 3: TAB BENCHMARK 62 Handicap - 1680m



13 January 2024 - 14:35

Track Rating: Soft 5, Weather: Overcast, Rail Position: +4.5m Entire

Section	Overall	1400m	1200m	1000m	800m	600m	400m	200m
Section Times	1:46.32 [12] (0:19.50)	1:26.82 [6] (0:11.55)	1:15.27 [6] (0:11.75)	1:03.52 [6] (0:11.72)	0:51.80 [6] (0:12.08)	0:39.72 [7] (0:12.28)	0:27.44 [10] (0:12.70)	0:14.74 [12] (0:14.74)
Average Speed [km/h]	51.9	63.0	61.5	61.9	60.1	59.0	56.8	48.8
Top Speed [km/h]	63.0	64.7	63.5	62.7	62.7	60.6	60.0	57.6
Avg. Dist. to Rail [m]	2.5	1.9	1.5	1.6	1.2	1.5	1.6	2.1
Avg. Stride Freq. [Hz]	2.3	2.3	2.3	2.3	2.3	2.3	2.3	2.1
Avg. Stride Length [m]	6.3	7.4	7.3	7.4	7.2	7.1	7.0	6.5



- [] Ranking at each section and finish
- .-.- No data available at this section
- NA No data available