



Doomben QLD Professional
Race 4: CASCADE Class 6 Handicap (4YO only QTIS bonuses applicable) - 1350m
10 January 2024 - 15:58



Track Rating: Soft 6, Weather: Overcast, Rail Position: +5.5m Entire

Section		Overall	1200m	1000m	800m	600m	400m	Last 600m				
Field Times		1:20.01 (0:11.17)	1:08.84 (0:10.97)	0:57.87 (0:11.37)	0:46.50 (0:11.55)	0:34.95 (0:11.57)	0:23.38 (0:11.19)	0:34.95				
Rank	TAB Horse/Jockey	Barrier	Top Speed [km/h]	Fastest Section								Distance Travelled [m]
1	6 HOLLYWOOD NORTH Michael Rodd	3	67.0 400m	0:11.06 400m	1:20.01 [1] (0:11.44)	1:08.57 [6] (0:11.07)	0:57.50 [5] (0:11.56)	0:45.94 [5] (0:11.51)	0:34.43 [5] (0:11.46)	0:22.97 [5] (0:11.06)	0:34.43	
2	1 SOLAR APEX Justin Huxtable	1	65.6 1200m	0:11.09 1200m	1:20.06 [2] (0:11.33)	1:08.73 [3] (0:11.09)	0:57.64 [4] (0:11.36)	0:46.28 [3] (0:11.61)	0:34.67 [3] (0:11.56)	0:23.11 [4] (0:11.24)	0:34.67	-5
3	4 INDIFFERENCE James Orman	5	66.5 1200m	0:10.97 1200m	1:20.08 [3] (0:11.17)	1:08.91 [1] (0:10.97)	0:57.94 [1] (0:11.37)	0:46.57 [1] (0:11.55)	0:35.02 [1] (0:11.57)	0:23.45 [1] (0:11.19)	0:35.02	-9
4	7 BUTCH'N'BUGS Scott Galloway	4	65.7 1200m	0:11.13 1200m	1:20.23 [4] (0:11.52)	1:08.71 [7] (0:11.13)	0:57.58 [7] (0:11.58)	0:46.00 [6] (0:11.54)	0:34.46 [6] (0:11.33)	0:23.13 [6] (0:11.18)	0:34.46	-9
5	9 FIVE OXFORD Taylor Marshall	8	67.4 1200m	0:10.86 1200m	1:20.31 [5] (0:11.33)	1:08.98 [4] (0:10.86)	0:58.12 [2] (0:11.42)	0:46.70 [2] (0:11.53)	0:35.17 [2] (0:11.60)	0:23.57 [2] (0:11.40)	0:35.17	-3
6	2 REGAL POM Jake Molloy	6	66.5 1200m	0:11.05 1200m	1:20.39 [6] (0:11.22)	1:09.17 [2] (0:11.05)	0:58.12 [3] (0:11.52)	0:46.60 [4] (0:11.60)	0:35.00 [4] (0:11.52)	0:23.48 [3] (0:11.20)	0:35.00	-3
7	5 THE DROVER Damien Thornton	7	65.8 400m	0:11.14 400m	1:20.60 [7] (0:11.33)	1:09.27 [5] (0:11.18)	0:58.09 [6] (0:11.81)	0:46.28 [7] (0:11.54)	0:34.74 [7] (0:11.47)	0:23.27 [7] (0:11.14)	0:34.74	-2

Scratched: Sir Warwick (#3), Good Chat (#8)

[] Ranking at each section and finish
 -:-:- No data available at this section
 NA No data available

SCN Saddle cloth number
 DNF Did not finish
 DNT Did not track



Doomben QLD Professional
Race 4: CASCADE Class 6 Handicap (4YO only QTIS bonuses applicable) - 1350m
10 January 2024 - 15:58



Track Rating: Soft 6, Weather: Overcast, Rail Position: +5.5m Entire

Section				200m				Last 600m	
Field Times				0:12.19 (0:12.19)				0:34.95	
Rank	TAB Horse/Jockey	Barrier	Top Speed [km/h]	Fastest Section	Margin				Distance Travelled [m]
1	6 HOLLYWOOD NORTH Michael Rodd	3	67.0 400m	0:11.06 400m	0:11.91 [2] (0:11.91)	1:20.01		0:34.43	
2	1 SOLAR APEX Justin Huxtable	1	65.6 1200m	0:11.09 1200m	0:11.87 [5] (0:11.87)	0.32L		0:34.67	-5
3	4 INDIFFERENCE James Orman	5	66.5 1200m	0:10.97 1200m	0:12.26 [1] (0:12.26)	0.44L		0:35.02	-9
4	7 BUTCH'N'BUGS Scott Galloway	4	65.7 1200m	0:11.13 1200m	0:11.95 [6] (0:11.95)	1.33L		0:34.46	-9
5	9 FIVE OXFORD Taylor Marshall	8	67.4 1200m	0:10.86 1200m	0:12.17 [4] (0:12.17)	1.76L		0:35.17	-3
6	2 REGAL POM Jake Molloy	6	66.5 1200m	0:11.05 1200m	0:12.28 [3] (0:12.28)	2.26L		0:35.00	-3
7	5 THE DROVER Damien Thornton	7	65.8 400m	0:11.14 400m	0:12.13 [7] (0:12.13)	3.5L		0:34.74	-2

Scratched: Sir Warwick (#3), Good Chat (#8)



Horse/Jockey Name	Hollywood North
Final Rank	1
Fastest Section Time (Section)	0:11.06 (400m)
Top Speed [km/h] (Section)	67.0 (400m)
Race State	Finished



Doomben QLD Professional
Race 4: CASCADE Class 6 Handicap (4YO only QTIS bonuses applicable) - 1350m

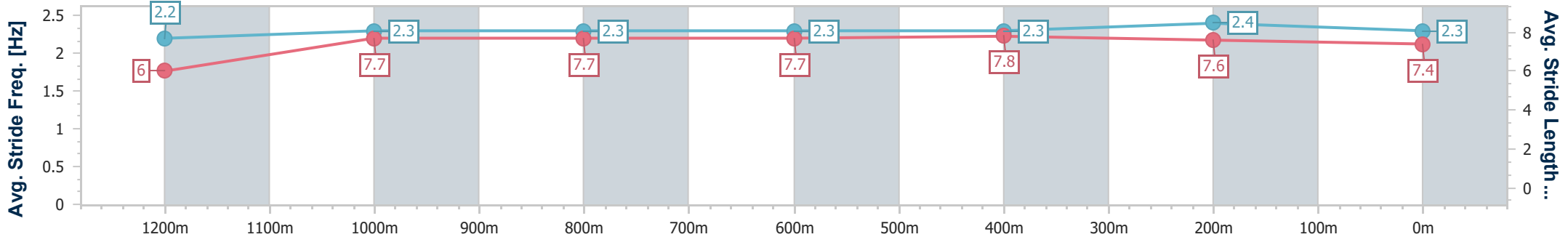
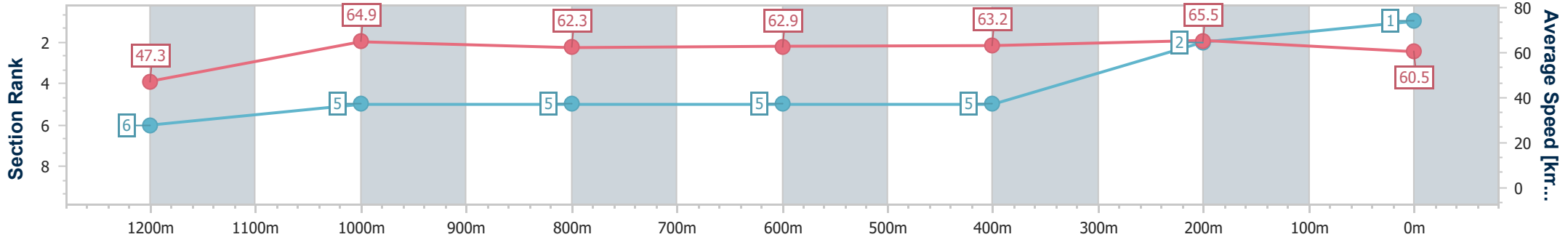


BRISBANE RACING CLUB

10 January 2024 - 15:58

Track Rating: Soft 6, Weather: Overcast, Rail Position: +5.5m Entire

Section	Overall	1200m	1000m	800m	600m	400m	200m
Section Times	1:20.01 [1] (0:11.44)	1:08.57 [6] (0:11.07)	0:57.50 [5] (0:11.56)	0:45.94 [5] (0:11.51)	0:34.43 [5] (0:11.46)	0:22.97 [5] (0:11.06)	0:11.91 [2] (0:11.91)
Average Speed [km/h]	47.3	64.9	62.3	62.9	63.2	65.5	60.5
Top Speed [km/h]	63.9	66.0	63.7	63.5	64.7	67.0	65.2
Avg. Dist. to Rail [m]	3.4	2.2	0.8	0.5	1.2	3.5	1.9
Avg. Stride Freq. [Hz]	2.2	2.3	2.3	2.3	2.3	2.4	2.3
Avg. Stride Length [m]	6.0	7.7	7.7	7.7	7.8	7.6	7.4



- [] Ranking at each section and finish
- .-.- No data available at this section
- NA No data available



Horse/Jockey Name	Solar Apex
Final Rank	2
Fastest Section Time (Section)	0:11.09 (1200m)
Top Speed [km/h] (Section)	65.6 (1200m)
Race State	Finished



Doomben QLD Professional
Race 4: CASCADE Class 6 Handicap (4YO only QTIS bonuses applicable) - 1350m

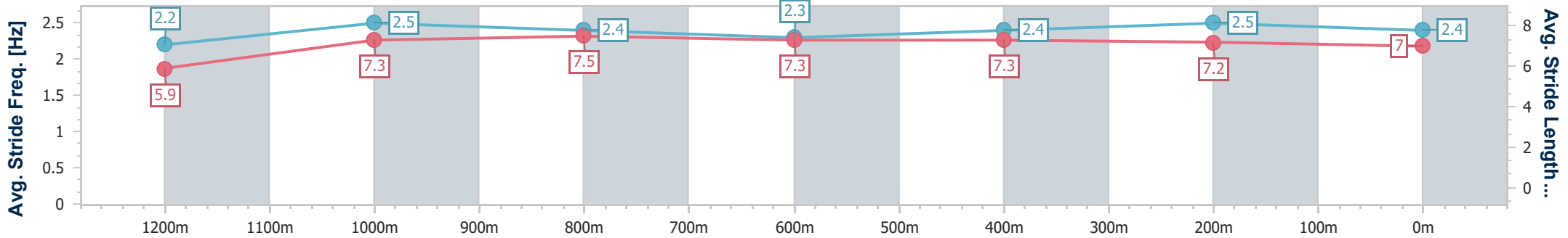
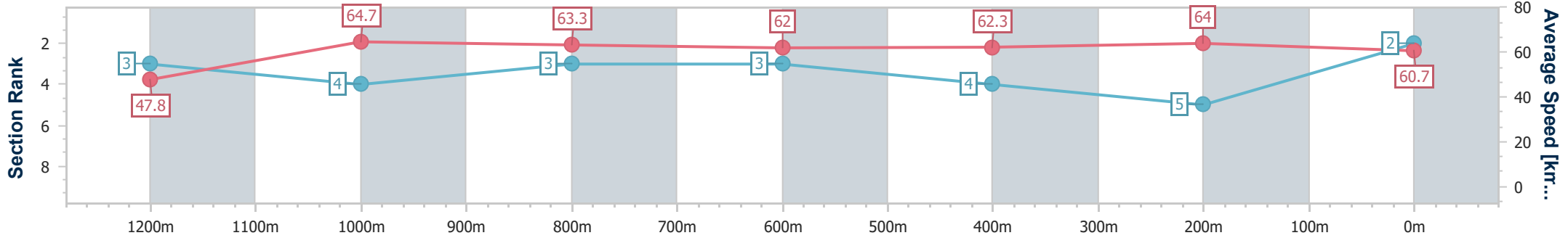
10 January 2024 - 15:58

Track Rating: Soft 6, Weather: Overcast, Rail Position: +5.5m Entire



BRISBANE
RACING CLUB

Section	Overall	1200m	1000m	800m	600m	400m	200m
Section Times	1:20.06 [2] (0:11.33)	1:08.73 [3] (0:11.09)	0:57.64 [4] (0:11.36)	0:46.28 [3] (0:11.61)	0:34.67 [3] (0:11.56)	0:23.11 [4] (0:11.24)	0:11.87 [5] (0:11.87)
Average Speed [km/h]	47.8	64.7	63.3	62.0	62.3	64.0	60.7
Top Speed [km/h]	63.2	65.6	64.4	63.2	64.2	64.7	64.2
Avg. Dist. to Rail [m]	1.2	0.9	1.3	0.3	0.7	0.6	0.5
Avg. Stride Freq. [Hz]	2.2	2.5	2.4	2.3	2.4	2.5	2.4
Avg. Stride Length [m]	5.9	7.3	7.5	7.3	7.3	7.2	7.0



- [] Ranking at each section and finish
- .-.- No data available at this section
- NA No data available



Horse/Jockey Name	Indifference
Final Rank	3
Fastest Section Time (Section)	0:10.97 (1200m)
Top Speed [km/h] (Section)	66.5 (1200m)
Race State	Finished



Doomben QLD Professional
Race 4: CASCADE Class 6 Handicap (4YO only QTIS bonuses applicable) - 1350m

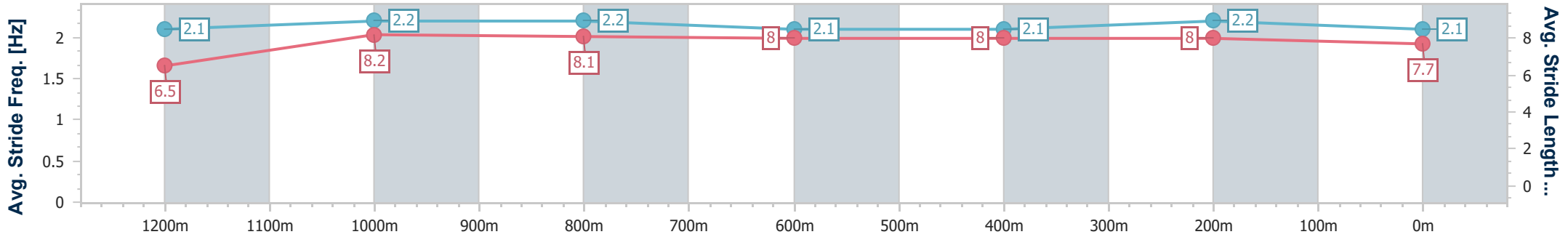
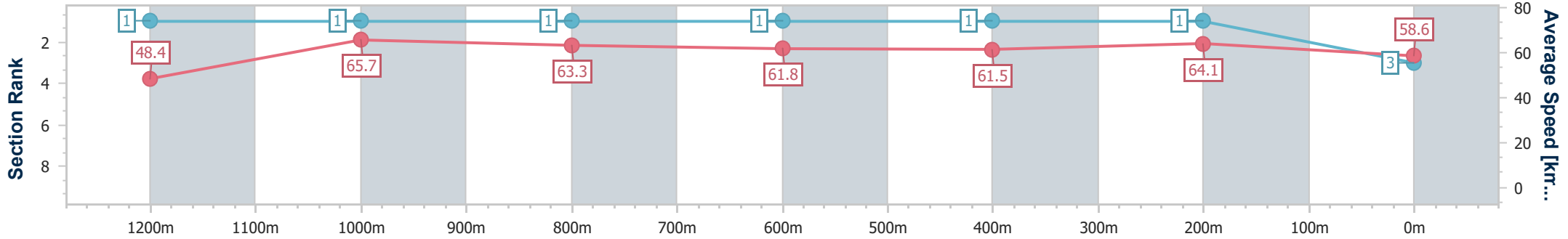


BRISBANE RACING CLUB

10 January 2024 - 15:58

Track Rating: Soft 6, Weather: Overcast, Rail Position: +5.5m Entire

Section	Overall	1200m	1000m	800m	600m	400m	200m
Section Times	1:20.08 [3] (0:11.17)	1:08.91 [1] (0:10.97)	0:57.94 [1] (0:11.37)	0:46.57 [1] (0:11.55)	0:35.02 [1] (0:11.57)	0:23.45 [1] (0:11.19)	0:12.26 [1] (0:12.26)
Average Speed [km/h]	48.4	65.7	63.3	61.8	61.5	64.1	58.6
Top Speed [km/h]	64.7	66.5	65.1	62.2	63.4	65.4	62.1
Avg. Dist. to Rail [m]	4.6	1.4	0.4	1.4	1.8	2.0	1.1
Avg. Stride Freq. [Hz]	2.1	2.2	2.2	2.1	2.1	2.2	2.1
Avg. Stride Length [m]	6.5	8.2	8.1	8.0	8.0	8.0	7.7



- [] Ranking at each section and finish
- .-.- No data available at this section
- NA No data available



Horse/Jockey Name	Butch'n'bugs
Final Rank	4
Fastest Section Time (Section)	0:11.13 (1200m)
Top Speed [km/h] (Section)	65.7 (1200m)
Race State	Finished

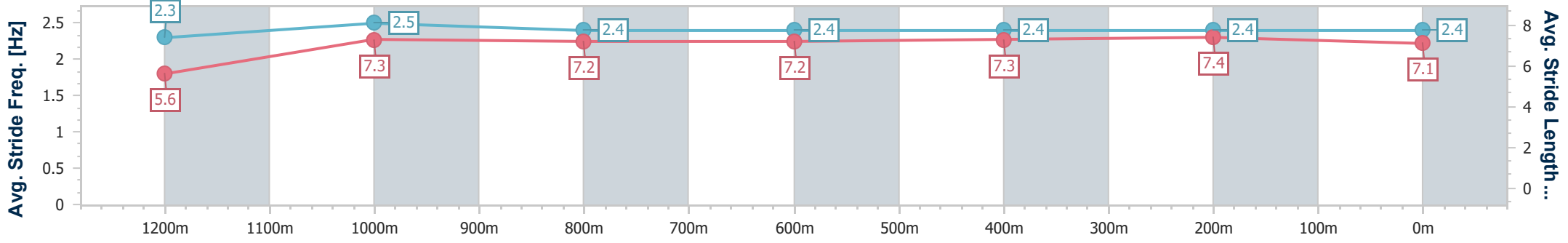
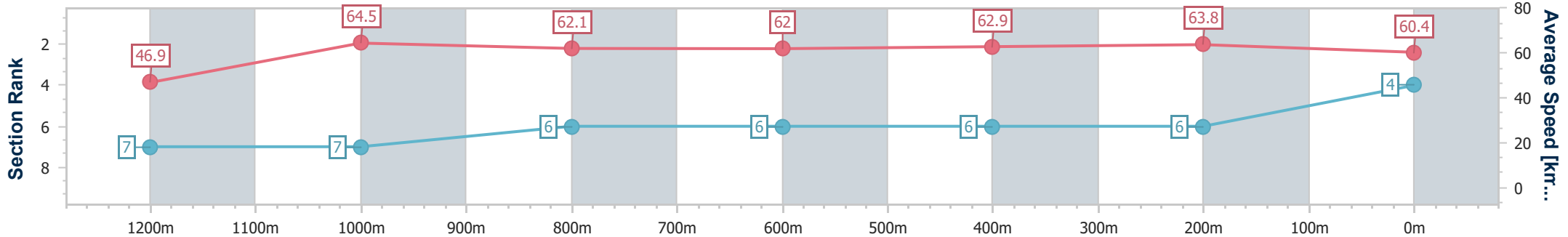


Doomben QLD Professional
Race 4: CASCADE Class 6 Handicap (4YO only QTIS bonuses applicable) - 1350m
10 January 2024 - 15:58
Track Rating: Soft 6, Weather: Overcast, Rail Position: +5.5m Entire



BRISBANE
RACING CLUB

Section	Overall	1200m	1000m	800m	600m	400m	200m
Section Times	1:20.23 [4] (0:11.52)	1:08.71 [7] (0:11.13)	0:57.58 [7] (0:11.58)	0:46.00 [6] (0:11.54)	0:34.46 [6] (0:11.33)	0:23.13 [6] (0:11.18)	0:11.95 [6] (0:11.95)
Average Speed [km/h]	46.9	64.5	62.1	62.0	62.9	63.8	60.4
Top Speed [km/h]	63.2	65.7	65.4	63.6	64.3	65.0	62.0
Avg. Dist. to Rail [m]	3.0	1.2	0.4	1.2	2.1	1.7	1.6
Avg. Stride Freq. [Hz]	2.3	2.5	2.4	2.4	2.4	2.4	2.4
Avg. Stride Length [m]	5.6	7.3	7.2	7.2	7.3	7.4	7.1



- [] Ranking at each section and finish
- .-.- No data available at this section
- NA No data available



Horse/Jockey Name	Five Oxford
Final Rank	5
Fastest Section Time (Section)	0:10.86 (1200m)
Top Speed [km/h] (Section)	67.4 (1200m)
Race State	Finished

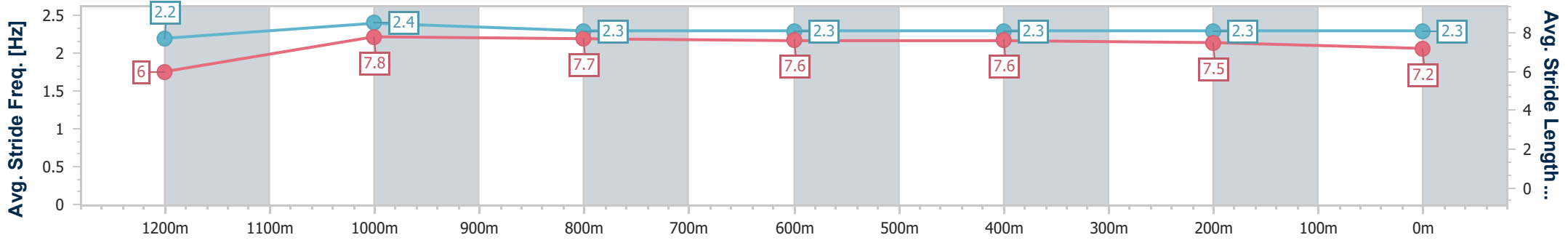
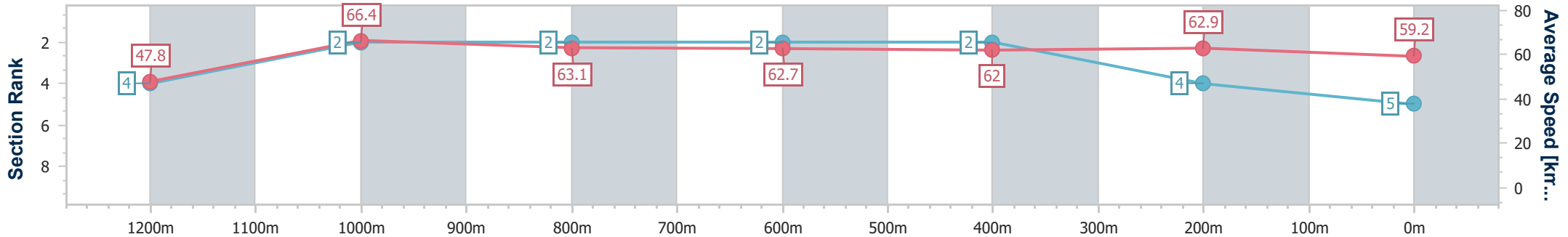


Doomben QLD Professional
Race 4: CASCADE Class 6 Handicap (4YO only QTIS bonuses applicable) - 1350m
 10 January 2024 - 15:58
 Track Rating: Soft 6, Weather: Overcast, Rail Position: +5.5m Entire



BRISBANE
RACING CLUB

Section	Overall	1200m	1000m	800m	600m	400m	200m
Section Times	1:20.31 [5] (0:11.33)	1:08.98 [4] (0:10.86)	0:58.12 [2] (0:11.42)	0:46.70 [2] (0:11.53)	0:35.17 [2] (0:11.60)	0:23.57 [2] (0:11.40)	0:12.17 [4] (0:12.17)
Average Speed [km/h]	47.8	66.4	63.1	62.7	62.0	62.9	59.2
Top Speed [km/h]	65.1	67.4	64.9	63.0	62.7	64.1	61.6
Avg. Dist. to Rail [m]	8.6	4.6	1.6	0.3	0.3	0.6	1.4
Avg. Stride Freq. [Hz]	2.2	2.4	2.3	2.3	2.3	2.3	2.3
Avg. Stride Length [m]	6.0	7.8	7.7	7.6	7.6	7.5	7.2



- [] Ranking at each section and finish
- .-.- No data available at this section
- NA No data available



Horse/Jockey Name	Regal Pom
Final Rank	6
Fastest Section Time (Section)	0:11.05 (1200m)
Top Speed [km/h] (Section)	66.5 (1200m)
Race State	Finished

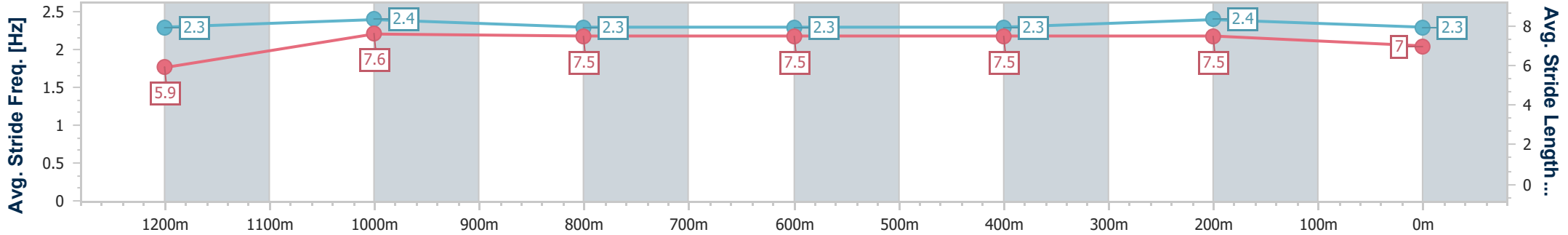
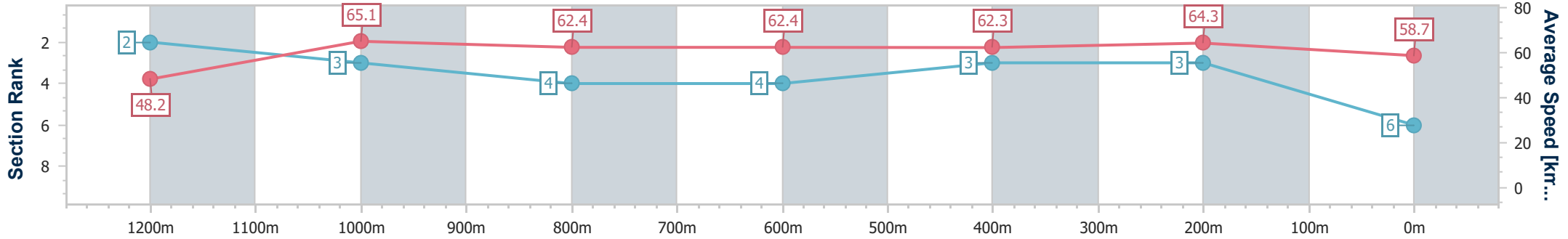


Doomben QLD Professional
Race 4: CASCADE Class 6 Handicap (4YO only QTIS bonuses applicable) - 1350m
10 January 2024 - 15:58
Track Rating: Soft 6, Weather: Overcast, Rail Position: +5.5m Entire



BRISBANE
RACING CLUB

Section	Overall	1200m	1000m	800m	600m	400m	200m
Section Times	1:20.39 [6] (0:11.22)	1:09.17 [2] (0:11.05)	0:58.12 [3] (0:11.52)	0:46.60 [4] (0:11.60)	0:35.00 [4] (0:11.52)	0:23.48 [3] (0:11.20)	0:12.28 [3] (0:12.28)
Average Speed [km/h]	48.2	65.1	62.4	62.4	62.3	64.3	58.7
Top Speed [km/h]	64.5	66.5	63.6	63.5	64.2	66.0	62.1
Avg. Dist. to Rail [m]	5.6	2.0	0.6	0.4	0.1	1.6	3.5
Avg. Stride Freq. [Hz]	2.3	2.4	2.3	2.3	2.3	2.4	2.3
Avg. Stride Length [m]	5.9	7.6	7.5	7.5	7.5	7.5	7.0



- [] Ranking at each section and finish
- .-.- No data available at this section
- NA No data available



Horse/Jockey Name	The Drover
Final Rank	7
Fastest Section Time (Section)	0:11.14 (400m)
Top Speed [km/h] (Section)	65.8 (400m)
Race State	Finished

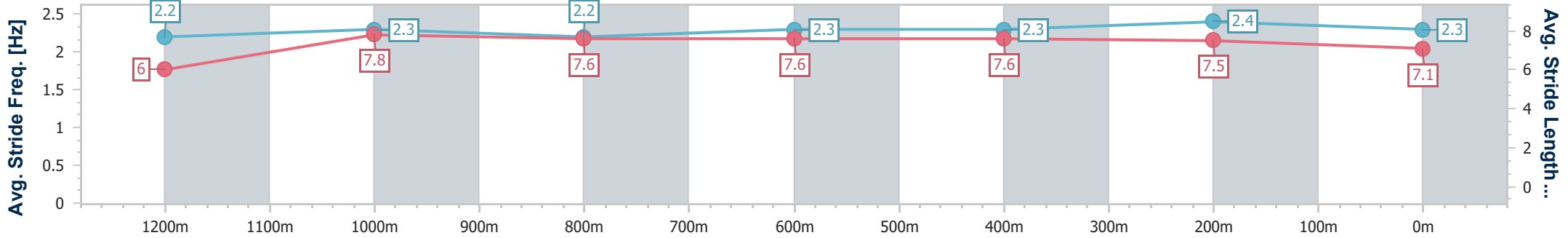
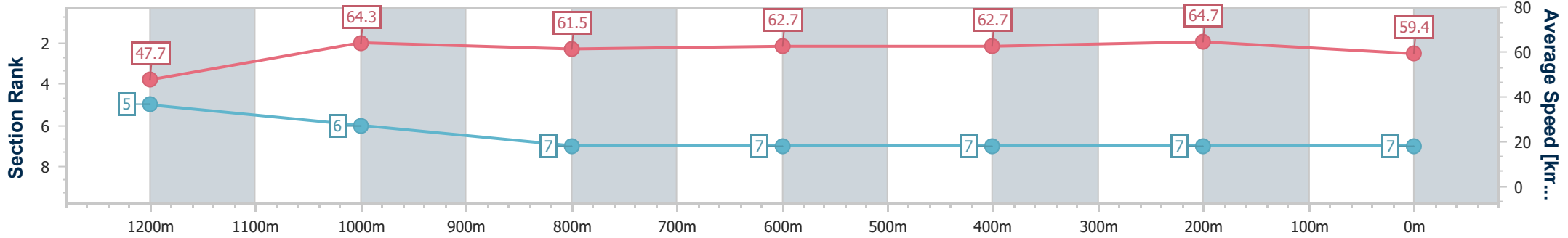


Doomben QLD Professional
Race 4: CASCADE Class 6 Handicap (4YO only QTIS bonuses applicable) - 1350m
10 January 2024 - 15:58
Track Rating: Soft 6, Weather: Overcast, Rail Position: +5.5m Entire



BRISBANE RACING CLUB

Section	Overall	1200m	1000m	800m	600m	400m	200m
Section Times	1:20.60 [7] (0:11.33)	1:09.27 [5] (0:11.18)	0:58.09 [6] (0:11.81)	0:46.28 [7] (0:11.54)	0:34.74 [7] (0:11.47)	0:23.27 [7] (0:11.14)	0:12.13 [7] (0:12.13)
Average Speed [km/h]	47.7	64.3	61.5	62.7	62.7	64.7	59.4
Top Speed [km/h]	64.0	65.2	63.1	63.4	64.4	65.8	64.3
Avg. Dist. to Rail [m]	6.9	4.0	1.9	1.2	0.3	2.6	4.5
Avg. Stride Freq. [Hz]	2.2	2.3	2.2	2.3	2.3	2.4	2.3
Avg. Stride Length [m]	6.0	7.8	7.6	7.6	7.6	7.5	7.1



- [] Ranking at each section and finish
- .-.- No data available at this section
- NA No data available