



Ladbrokes Cannon Park QLD Professional

Race 7: STATUS SIGNS BENCHMARK 55 Handicap - 950m

08 January 2024 - 16:58



Track Rating: Soft 5, Weather: Fine, Rail Position: True

Section		Overall									Last 600m	
Field Times		0:54.62 (0:10.12)									0:34.29	
		800m			600m		400m		200m			
		0:44.50 (0:10.21)			0:34.29 (0:10.95)		0:23.34 (0:11.22)		0:12.12 (0:12.12)			
Rank	TAB	Horse/Jockey	Barrier	Top Speed [km/h]	Fastest Section	Overall	800m	600m	400m	200m	Margin	Distance Travelled [m]
1	5	REGAL CONQUEROR Nathan Thomas	12	71.6 800m	0:10.18 Overall	0:54.62 [1] (0:10.18)	0:44.44 [2] (0:10.21)	0:34.23 [2] (0:10.89)	0:23.34 [1] (0:11.22)	0:12.12 [1] (0:12.12)	0:54.62	0:34.23
2	9	BOOMALINA Adam Sewell	11	71.0 800m	0:10.12 Overall	0:54.80 [2] (0:10.12)	0:44.68 [1] (0:10.21)	0:34.47 [1] (0:11.10)	0:23.37 [3] (0:11.36)	0:12.01 [3] (0:12.01)	1L	0:34.47 +1
3	8	VIBURNUM Tessa Townsend	2	72.1 800m	0:10.28 800m	0:54.84 [3] (0:10.83)	0:44.01 [12] (0:10.28)	0:33.73 [11] (0:10.87)	0:22.86 [9] (0:11.16)	0:11.70 [5] (0:11.70)	1.2L	0:33.73 -1
4	4	FLYING ARTIST Ryan Wiggins	10	71.2 800m	0:10.28 800m	0:54.88 [4] (0:10.30)	0:44.58 [6] (0:10.28)	0:34.30 [3] (0:10.72)	0:23.58 [2] (0:11.27)	0:12.31 [2] (0:12.31)	1.4L	0:34.30 +1
5	10	MAKANUI Scott Sheargold	4	70.2 800m	0:10.23 Overall	0:55.03 [5] (0:10.23)	0:44.80 [4] (0:10.36)	0:34.44 [4] (0:10.99)	0:23.45 [4] (0:11.42)	0:12.03 [4] (0:12.03)	2.2L	0:34.44 +0
6	11	MISHANI MENACE Jenna Edwards	14	69.6 800m	0:10.39 800m	0:55.21 [6] (0:10.72)	0:44.49 [11] (0:10.39)	0:34.10 [12] (0:11.27)	0:22.83 [12] (0:11.32)	0:11.51 [12] (0:11.51)	3.2L	0:34.10 +5
7	3	SNAP CHAT Graham Kliese	6	70.2 800m	0:10.33 800m	0:55.27 [7] (0:10.34)	0:44.93 [7] (0:10.33)	0:34.60 [6] (0:11.02)	0:23.58 [6] (0:11.50)	0:12.08 [6] (0:12.08)	3.4L	0:34.60 +2
8	6	PROPHETESS Chris Whiteley	8	69.4 800m	0:10.20 Overall	0:55.29 [8] (0:10.20)	0:45.09 [3] (0:10.55)	0:34.54 [7] (0:11.07)	0:23.47 [7] (0:11.48)	0:11.99 [8] (0:11.99)	3.6L	0:34.54 +3
9	2	AGLOT Masayuki Abe	13	69.3 800m	0:10.40 Overall	0:55.34 [9] (0:10.40)	0:44.94 [8] (0:10.55)	0:34.39 [9] (0:11.15)	0:23.24 [10] (0:11.47)	0:11.77 [10] (0:11.77)	3.8L	0:34.39 +6
10	13	PRIVATE SECTOR Gabrielle Semmens	5	69.5 800m	0:10.49 800m	0:55.36 [10] (0:10.56)	0:44.80 [10] (0:10.49)	0:34.31 [10] (0:11.18)	0:23.13 [11] (0:11.34)	0:11.79 [11] (0:11.79)	3.9L	0:34.31 -1

Scratched: Air Force Ace (#14), Well In Sight (#1)

[] Ranking at each section and finish
 -:-:- No data available at this section
 NA No data available

SCN Saddle cloth number
 DNF Did not finish
 DNT Did not track



Ladbrokes Cannon Park QLD Professional

Race 7: STATUS SIGNS BENCHMARK 55 Handicap - 950m

08 January 2024 - 16:58



Track Rating: Soft 5, Weather: Fine, Rail Position: True

Section		Overall	800m	600m	400m	200m	Last 600m					
Field Times		0:54.62 (0:10.12)	0:44.50 (0:10.21)	0:34.29 (0:10.95)	0:23.34 (0:11.22)	0:12.12 (0:12.12)	0:34.29					
Rank	TAB Horse/Jockey	Barrier	Top Speed [km/h]	Fastest Section	Margin					Distance Travelled [m]		
11	12 OCTOBER STORM Jason Taylor	3	69.9 800m	0:10.46 Overall	0:55.48 [11] (0:10.46)	0:45.02 [9] (0:10.46)	0:34.56 [8] (0:10.91)	0:23.65 [8] (0:11.43)	0:12.22 [7] (0:12.22)	4.4L	0:34.56	-1
12	7 NEUTRALIZE Amanda Thomson	1	70.1 800m	0:10.24 Overall	0:56.33 [12] (0:10.24)	0:46.09 [5] (0:10.41)	0:35.68 [5] (0:11.02)	0:24.66 [5] (0:11.73)	0:12.93 [9] (0:12.93)	9.2L	0:35.68	-5

Scratched: Air Force Ace (#14), Well In Sight (#1)

[] Ranking at each section and finish
 -:-:-:- No data available at this section
 NA No data available

SCN Saddle cloth number
 DNF Did not finish
 DNT Did not track



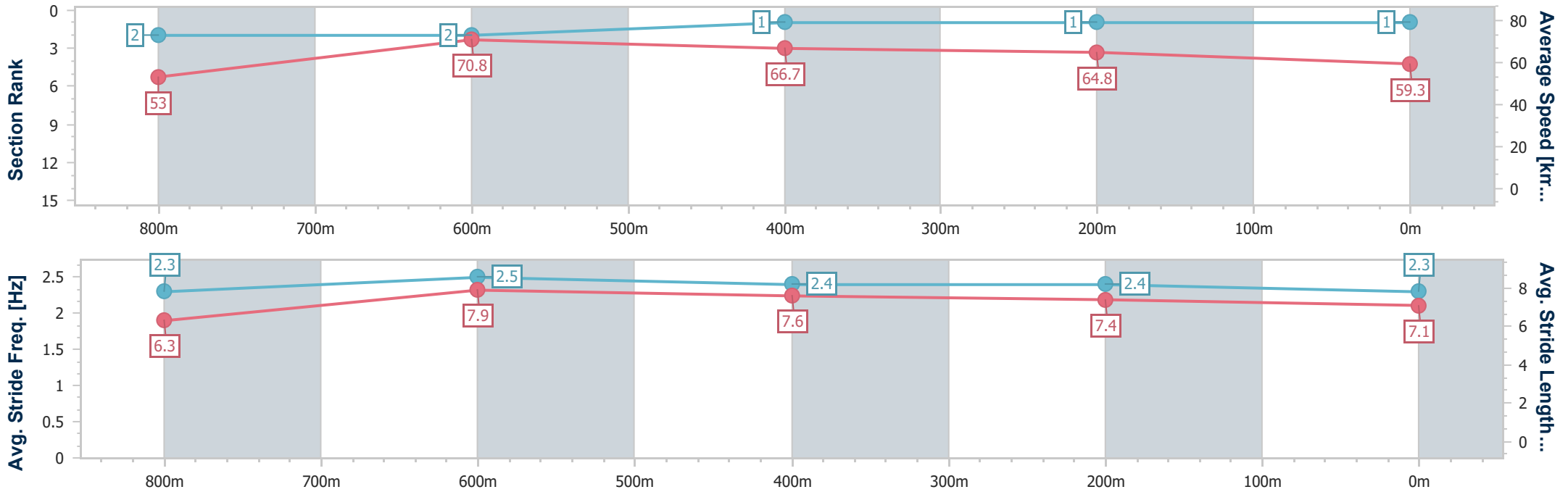
Horse/Jockey Name	Regal Conqueror
Final Rank	1
Fastest Section Time (Section)	0:10.18 (Overall)
Top Speed [km/h] (Section)	71.6 (800m)
Race State	Finished



Ladbrokes Cannon Park QLD Professional
 Race 7: STATUS SIGNS BENCHMARK 55 Handicap - 950m
 08 January 2024 - 16:58
 Track Rating: Soft 5, Weather: Fine, Rail Position: True



Section	Overall	800m	600m	400m	200m
Section Times	0:54.62 [1] (0:10.18)	0:44.44 [2] (0:10.21)	0:34.23 [2] (0:10.89)	0:23.34 [1] (0:11.22)	0:12.12 [1] (0:12.12)
Average Speed [km/h]	53.0	70.8	66.7	64.8	59.3
Top Speed [km/h]	69.8	71.6	70.2	65.9	62.7
Avg. Dist. to Rail [m]	10.1	5.0	2.2	3.4	5.4
Avg. Stride Freq. [Hz]	2.3	2.5	2.4	2.4	2.3
Avg. Stride Length [m]	6.3	7.9	7.6	7.4	7.1



- [] Ranking at each section and finish
- .-.- No data available at this section
- NA No data available



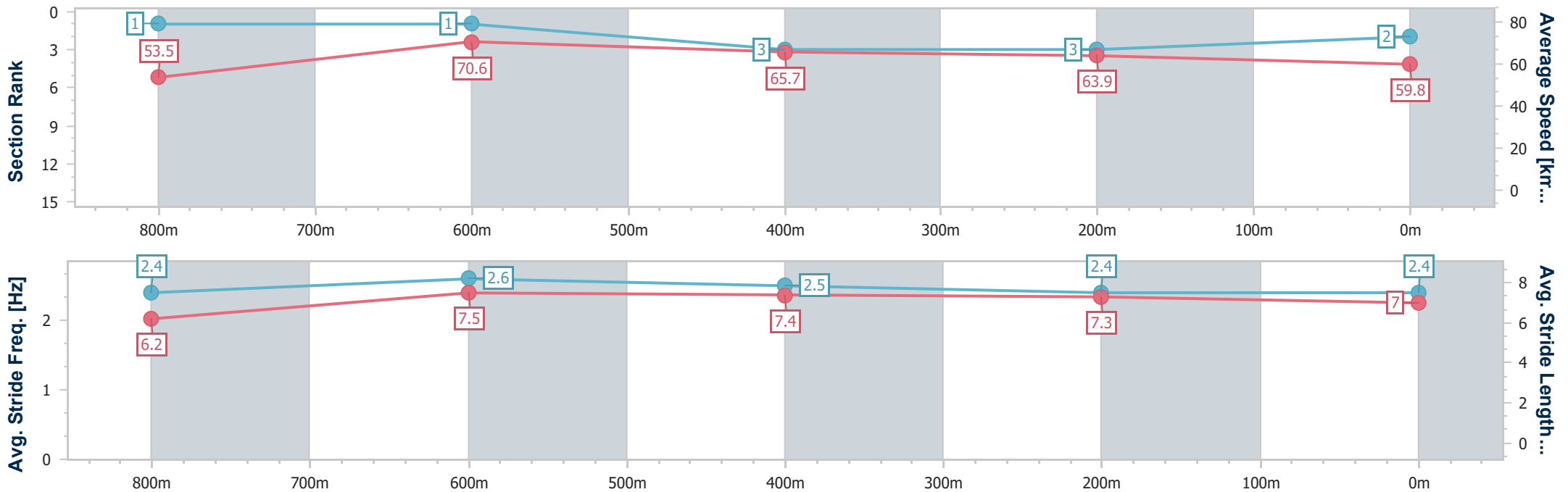
Horse/Jockey Name	Boomalina
Final Rank	2
Fastest Section Time (Section)	0:10.12 (Overall)
Top Speed [km/h] (Section)	71.0 (800m)
Race State	Finished



Ladbrokes Cannon Park QLD Professional
 Race 7: STATUS SIGNS BENCHMARK 55 Handicap - 950m
 08 January 2024 - 16:58
 Track Rating: Soft 5, Weather: Fine, Rail Position: True



Section	Overall	800m	600m	400m	200m
Section Times	0:54.80 [2] (0:10.12)	0:44.68 [1] (0:10.21)	0:34.47 [1] (0:11.10)	0:23.37 [3] (0:11.36)	0:12.01 [3] (0:12.01)
Average Speed [km/h]	53.5	70.6	65.7	63.9	59.8
Top Speed [km/h]	70.0	71.0	69.1	64.7	63.3
Avg. Dist. to Rail [m]	9.6	4.5	2.0	4.3	5.5
Avg. Stride Freq. [Hz]	2.4	2.6	2.5	2.4	2.4
Avg. Stride Length [m]	6.2	7.5	7.4	7.3	7.0



- [] Ranking at each section and finish
- .-.- No data available at this section
- NA No data available



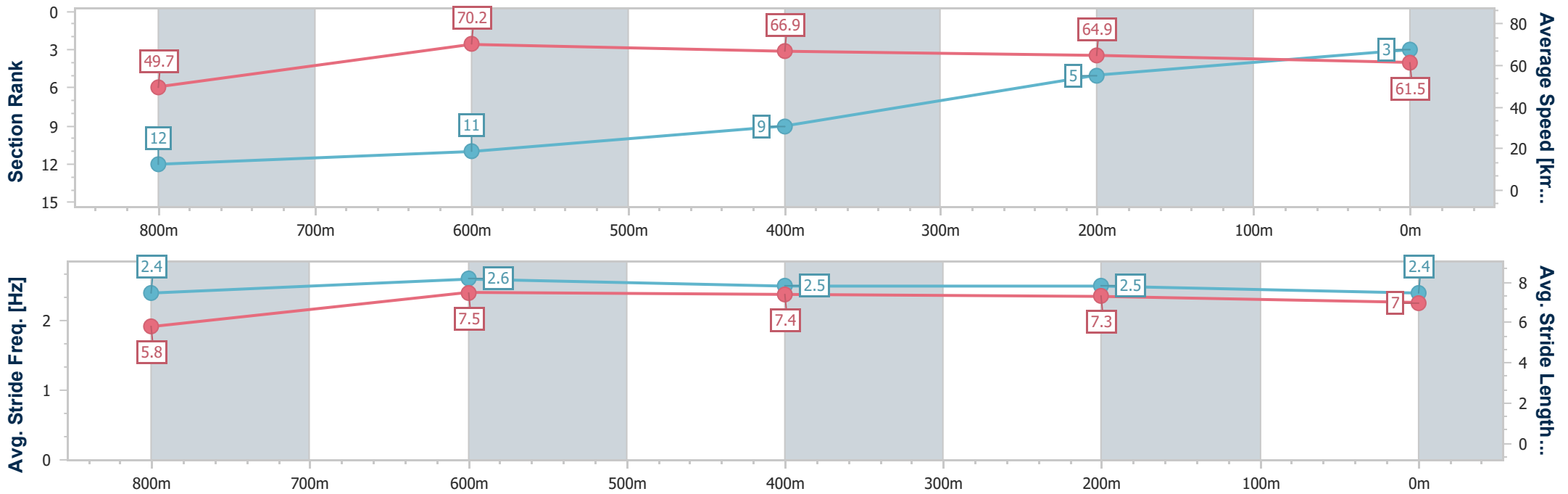
Horse/Jockey Name	Viburnum
Final Rank	3
Fastest Section Time (Section)	0:10.28 (800m)
Top Speed [km/h] (Section)	72.1 (800m)
Race State	Finished



Ladbrokes Cannon Park QLD Professional
 Race 7: STATUS SIGNS BENCHMARK 55 Handicap - 950m
 08 January 2024 - 16:58
 Track Rating: Soft 5, Weather: Fine, Rail Position: True



Section	Overall	800m	600m	400m	200m
Section Times	0:54.84 [3] (0:10.83)	0:44.01 [12] (0:10.28)	0:33.73 [11] (0:10.87)	0:22.86 [9] (0:11.16)	0:11.70 [5]
Average Speed [km/h]	49.7	70.2	66.9	64.9	61.5
Top Speed [km/h]	66.7	72.1	70.3	66.0	64.4
Avg. Dist. to Rail [m]	2.7	1.7	1.7	2.6	3.4
Avg. Stride Freq. [Hz]	2.4	2.6	2.5	2.5	2.4
Avg. Stride Length [m]	5.8	7.5	7.4	7.3	7.0



- [] Ranking at each section and finish
- .-.- No data available at this section
- NA No data available



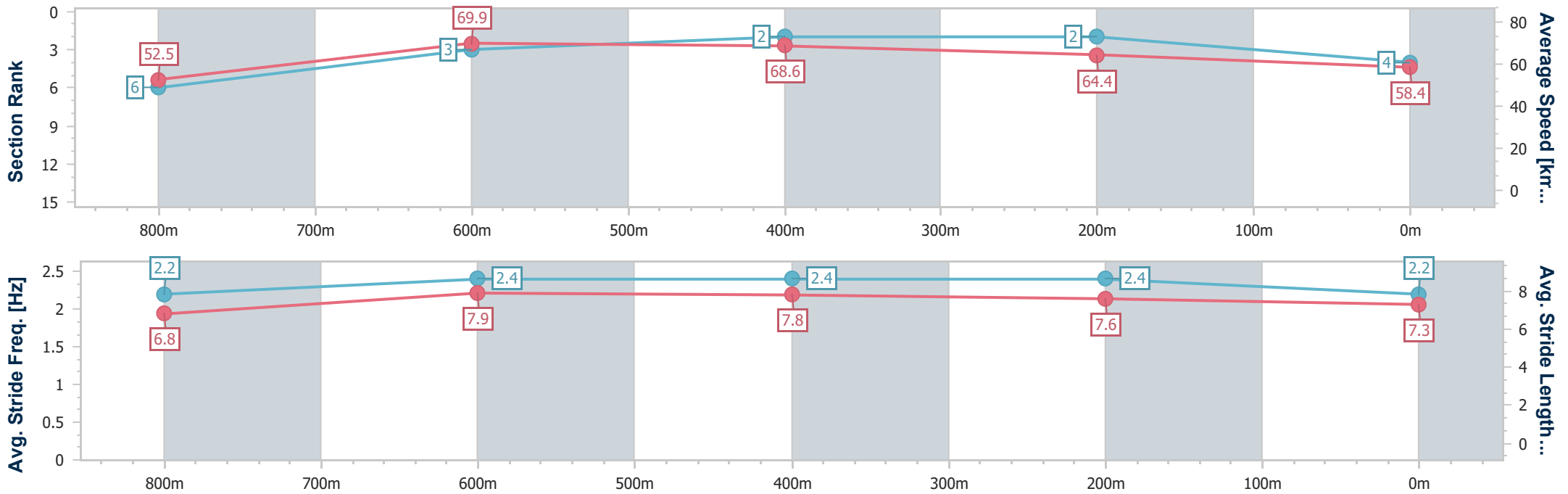
Horse/Jockey Name	Flying Artist
Final Rank	4
Fastest Section Time (Section)	0:10.28 (800m)
Top Speed [km/h] (Section)	71.2 (800m)
Race State	Finished



Ladbrokes Cannon Park QLD Professional
 Race 7: STATUS SIGNS BENCHMARK 55 Handicap - 950m
 08 January 2024 - 16:58
 Track Rating: Soft 5, Weather: Fine, Rail Position: True



Section	Overall	800m	600m	400m	200m
Section Times	0:54.88 [4] (0:10.30)	0:44.58 [6] (0:10.28)	0:34.30 [3] (0:10.72)	0:23.58 [2] (0:11.27)	0:12.31 [2] (0:12.31)
Average Speed [km/h]	52.5	69.9	68.6	64.4	58.4
Top Speed [km/h]	68.3	71.2	71.0	66.3	62.1
Avg. Dist. to Rail [m]	7.5	5.0	3.2	5.4	8.3
Avg. Stride Freq. [Hz]	2.2	2.4	2.4	2.4	2.2
Avg. Stride Length [m]	6.8	7.9	7.8	7.6	7.3



- [] Ranking at each section and finish
- .-.- No data available at this section
- NA No data available



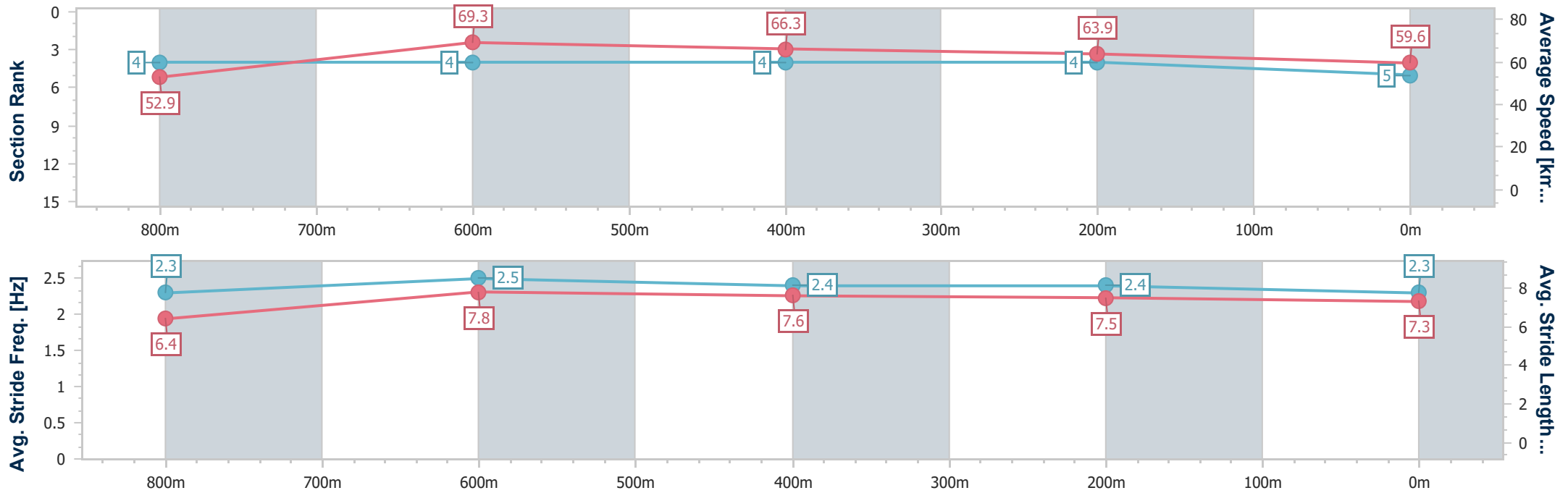
Horse/Jockey Name	Makanui
Final Rank	5
Fastest Section Time (Section)	0:10.23 (Overall)
Top Speed [km/h] (Section)	70.2 (800m)
Race State	Finished



Ladbrokes Cannon Park QLD Professional
 Race 7: STATUS SIGNS BENCHMARK 55 Handicap - 950m
 08 January 2024 - 16:58
 Track Rating: Soft 5, Weather: Fine, Rail Position: True



Section	Overall	800m	600m	400m	200m
Section Times	0:55.03 [5] (0:10.23)	0:44.80 [4] (0:10.36)	0:34.44 [4] (0:10.99)	0:23.45 [4] (0:11.42)	0:12.03 [4] (0:12.03)
Average Speed [km/h]	52.9	69.3	66.3	63.9	59.6
Top Speed [km/h]	68.3	70.2	68.2	64.3	62.6
Avg. Dist. to Rail [m]	3.9	0.9	1.8	4.8	7.3
Avg. Stride Freq. [Hz]	2.3	2.5	2.4	2.4	2.3
Avg. Stride Length [m]	6.4	7.8	7.6	7.5	7.3



- [] Ranking at each section and finish
- .-.- No data available at this section
- NA No data available



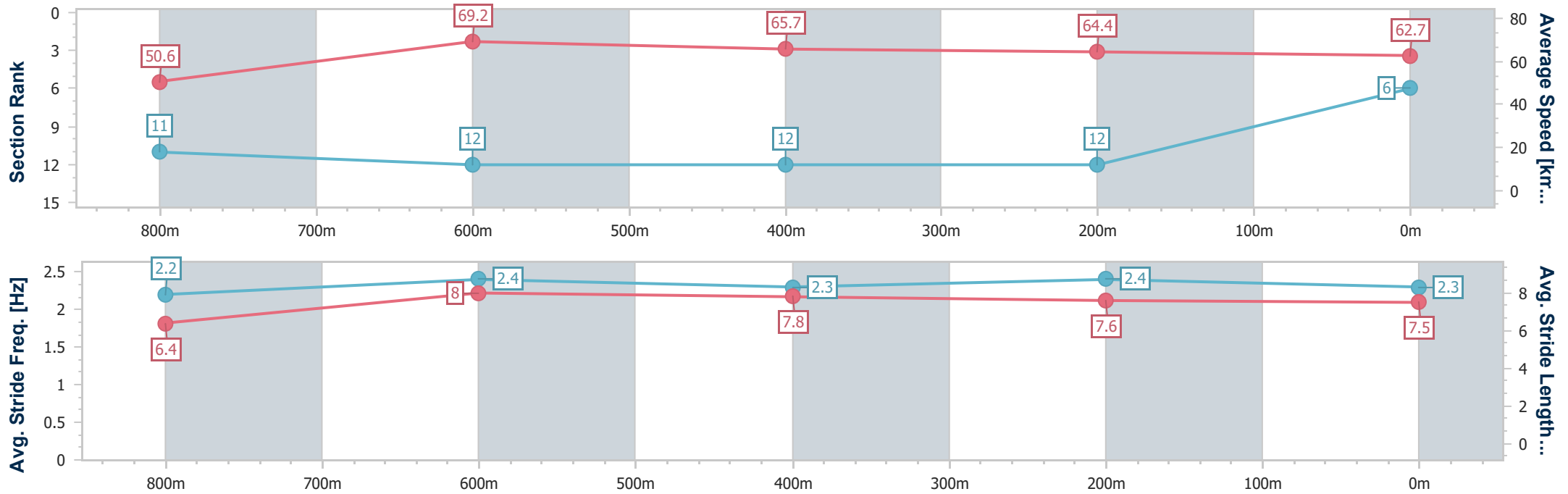
Horse/Jockey Name	Mishani Menace
Final Rank	6
Fastest Section Time (Section)	0:10.39 (800m)
Top Speed [km/h] (Section)	69.6 (800m)
Race State	Finished



Ladbrokes Cannon Park QLD Professional
 Race 7: STATUS SIGNS BENCHMARK 55 Handicap - 950m
 08 January 2024 - 16:58
 Track Rating: Soft 5, Weather: Fine, Rail Position: True



Section	Overall	800m	600m	400m	200m
Section Times	0:55.21 [6] (0:10.72)	0:44.49 [11] (0:10.39)	0:34.10 [12] (0:11.27)	0:22.83 [12] (0:11.32)	0:11.51 [12] (0:11.51)
Average Speed [km/h]	50.6	69.2	65.7	64.4	62.7
Top Speed [km/h]	67.8	69.6	69.4	65.5	64.3
Avg. Dist. to Rail [m]	11.0	4.3	3.9	6.7	9.9
Avg. Stride Freq. [Hz]	2.2	2.4	2.3	2.4	2.3
Avg. Stride Length [m]	6.4	8.0	7.8	7.6	7.5



- [] Ranking at each section and finish
- .-.- No data available at this section
- NA No data available



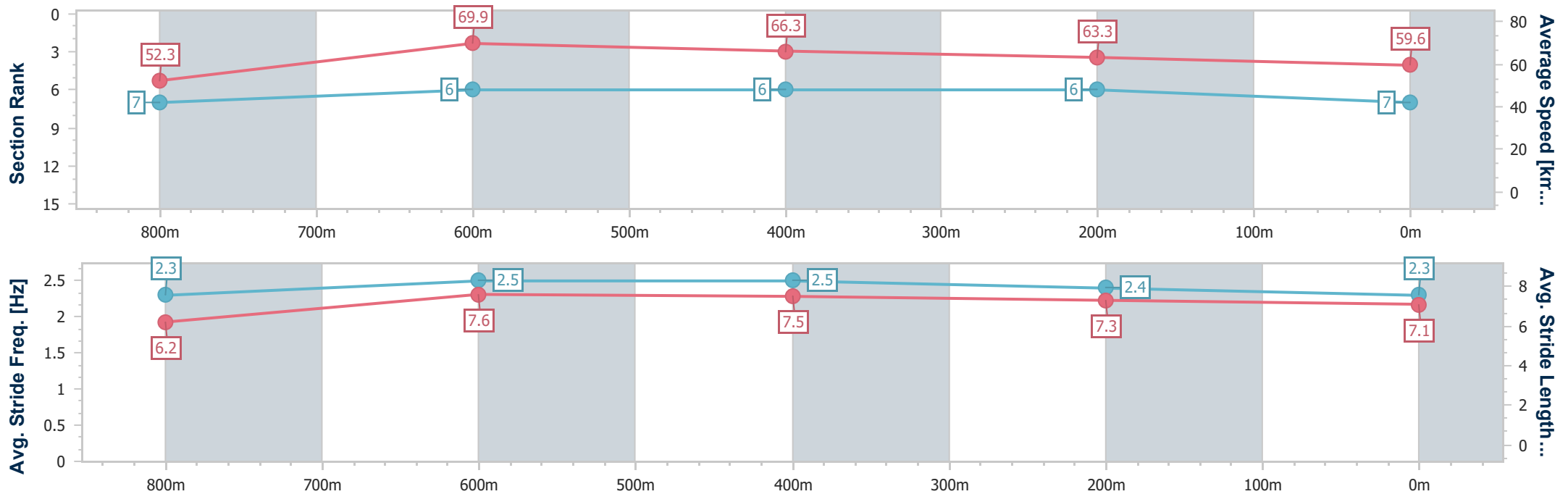
Horse/Jockey Name	Snap Chat
Final Rank	7
Fastest Section Time (Section)	0:10.33 (800m)
Top Speed [km/h] (Section)	70.2 (800m)
Race State	Finished



Ladbrokes Cannon Park QLD Professional
 Race 7: STATUS SIGNS BENCHMARK 55 Handicap - 950m
 08 January 2024 - 16:58
 Track Rating: Soft 5, Weather: Fine, Rail Position: True



Section	Overall	800m	600m	400m	200m
Section Times	0:55.27 [7] (0:10.34)	0:44.93 [7] (0:10.33)	0:34.60 [6] (0:11.02)	0:23.58 [6] (0:11.50)	0:12.08 [6] (0:12.08)
Average Speed [km/h]	52.3	69.9	66.3	63.3	59.6
Top Speed [km/h]	68.4	70.2	70.0	63.9	63.9
Avg. Dist. to Rail [m]	5.1	2.2	2.5	5.5	7.4
Avg. Stride Freq. [Hz]	2.3	2.5	2.5	2.4	2.3
Avg. Stride Length [m]	6.2	7.6	7.5	7.3	7.1



- [] Ranking at each section and finish
- .-.- No data available at this section
- NA No data available



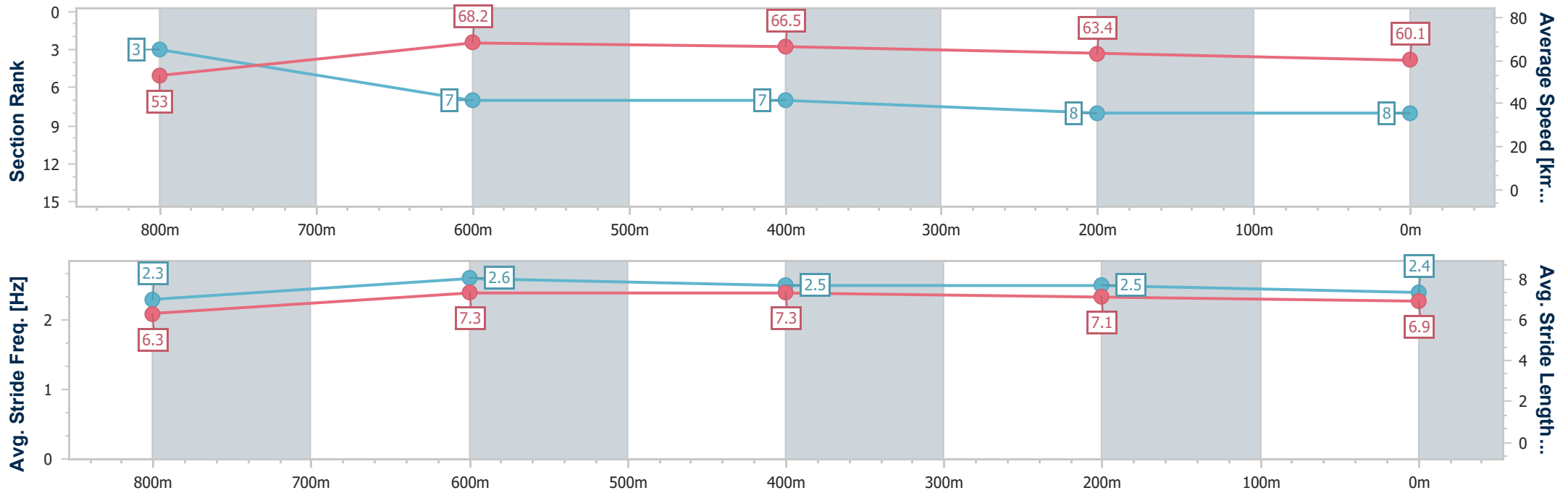
Horse/Jockey Name	Prophetess
Final Rank	8
Fastest Section Time (Section)	0:10.20 (Overall)
Top Speed [km/h] (Section)	69.4 (800m)
Race State	Finished



Ladbrokes Cannon Park QLD Professional
 Race 7: STATUS SIGNS BENCHMARK 55 Handicap - 950m
 08 January 2024 - 16:58
 Track Rating: Soft 5, Weather: Fine, Rail Position: True



Section	Overall	800m	600m	400m	200m
Section Times	0:55.29 [8] (0:10.20)	0:45.09 [3] (0:10.55)	0:34.54 [7] (0:11.07)	0:23.47 [7] (0:11.48)	0:11.99 [8] (0:11.99)
Average Speed [km/h]	53.0	68.2	66.5	63.4	60.1
Top Speed [km/h]	68.1	69.4	68.4	64.3	62.8
Avg. Dist. to Rail [m]	6.7	3.8	3.2	6.7	8.4
Avg. Stride Freq. [Hz]	2.3	2.6	2.5	2.5	2.4
Avg. Stride Length [m]	6.3	7.3	7.3	7.1	6.9



- [] Ranking at each section and finish
- .-.- No data available at this section
- NA No data available



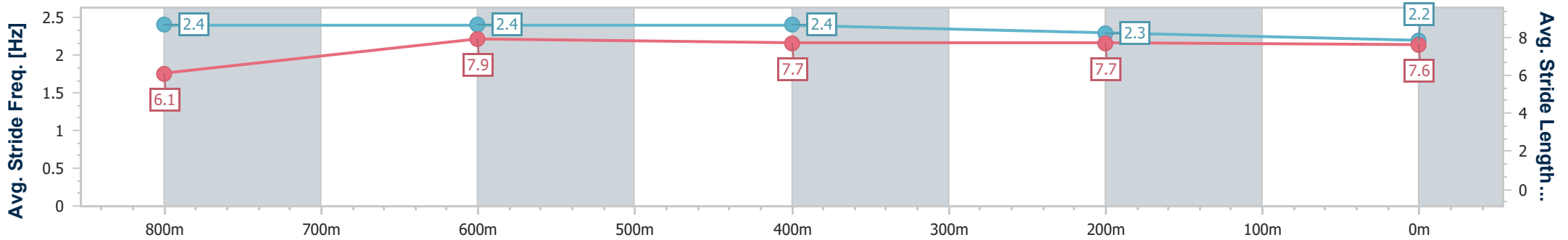
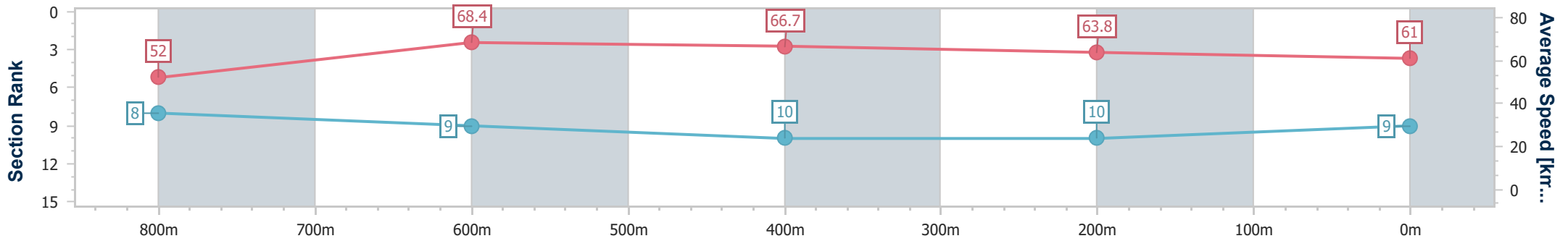
Horse/Jockey Name	Aglot
Final Rank	9
Fastest Section Time (Section)	0:10.40 (Overall)
Top Speed [km/h] (Section)	69.3 (800m)
Race State	Finished



Ladbrokes Cannon Park QLD Professional
 Race 7: STATUS SIGNS BENCHMARK 55 Handicap - 950m
 08 January 2024 - 16:58
 Track Rating: Soft 5, Weather: Fine, Rail Position: True



Section	Overall	800m	600m	400m	200m
Section Times	0:55.34 [9] (0:10.40)	0:44.94 [8] (0:10.55)	0:34.39 [9] (0:11.15)	0:23.24 [10] (0:11.47)	0:11.77 [10] (0:11.77)
Average Speed [km/h]	52.0	68.4	66.7	63.8	61.0
Top Speed [km/h]	67.7	69.3	68.9	64.6	63.2
Avg. Dist. to Rail [m]	11.1	6.3	5.0	6.2	7.6
Avg. Stride Freq. [Hz]	2.4	2.4	2.4	2.3	2.2
Avg. Stride Length [m]	6.1	7.9	7.7	7.7	7.6



- [] Ranking at each section and finish
- .-.- No data available at this section
- NA No data available



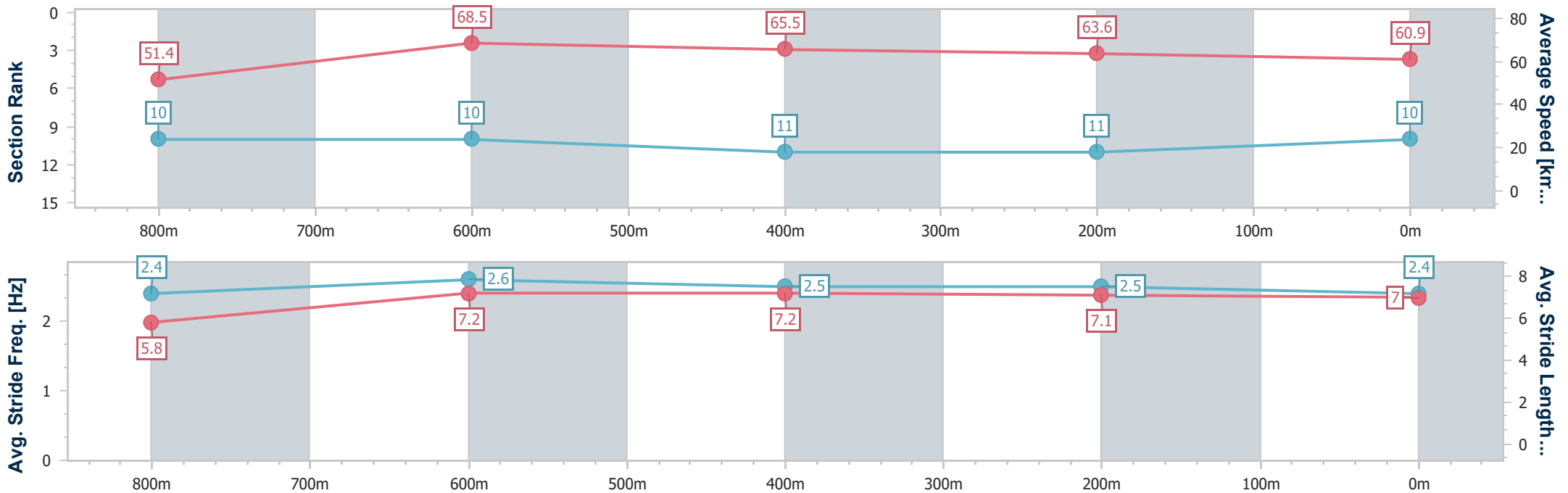
Horse/Jockey Name	Private Sector
Final Rank	10
Fastest Section Time (Section)	0:10.49 (800m)
Top Speed [km/h] (Section)	69.5 (800m)
Race State	Finished



Ladbrokes Cannon Park QLD Professional
 Race 7: STATUS SIGNS BENCHMARK 55 Handicap - 950m
 08 January 2024 - 16:58
 Track Rating: Soft 5, Weather: Fine, Rail Position: True



Section	Overall	800m	600m	400m	200m
Section Times	0:55.36 [10] (0:10.56)	0:44.80 [10] (0:10.49)	0:34.31 [10] (0:11.18)	0:23.13 [11] (0:11.34)	0:11.79 [11] (0:11.79)
Average Speed [km/h]	51.4	68.5	65.5	63.6	60.9
Top Speed [km/h]	66.7	69.5	69.0	64.8	63.5
Avg. Dist. to Rail [m]	5.6	3.6	2.5	0.9	5.6
Avg. Stride Freq. [Hz]	2.4	2.6	2.5	2.5	2.4
Avg. Stride Length [m]	5.8	7.2	7.2	7.1	7.0



- [] Ranking at each section and finish
- .-.- No data available at this section
- NA No data available



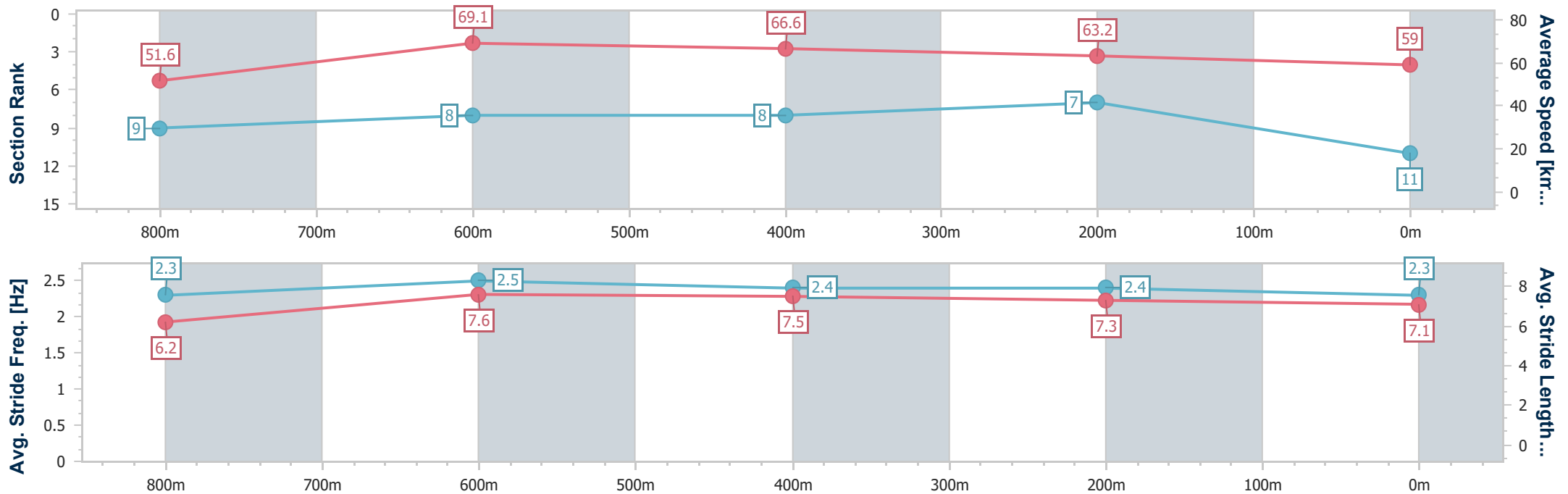
Horse/Jockey Name	October Storm
Final Rank	11
Fastest Section Time (Section)	0:10.46 (Overall)
Top Speed [km/h] (Section)	69.9 (800m)
Race State	Finished



Ladbrokes Cannon Park QLD Professional
 Race 7: STATUS SIGNS BENCHMARK 55 Handicap - 950m
 08 January 2024 - 16:58
 Track Rating: Soft 5, Weather: Fine, Rail Position: True



Section	Overall	800m	600m	400m	200m
Section Times	0:55.48 [11] (0:10.46)	0:45.02 [9] (0:10.46)	0:34.56 [8] (0:10.91)	0:23.65 [8] (0:11.43)	0:12.22 [7] (0:12.22)
Average Speed [km/h]	51.6	69.1	66.6	63.2	59.0
Top Speed [km/h]	67.1	69.9	68.1	64.2	62.4
Avg. Dist. to Rail [m]	4.1	0.9	1.1	2.7	4.6
Avg. Stride Freq. [Hz]	2.3	2.5	2.4	2.4	2.3
Avg. Stride Length [m]	6.2	7.6	7.5	7.3	7.1



- [] Ranking at each section and finish
- .-.- No data available at this section
- NA No data available



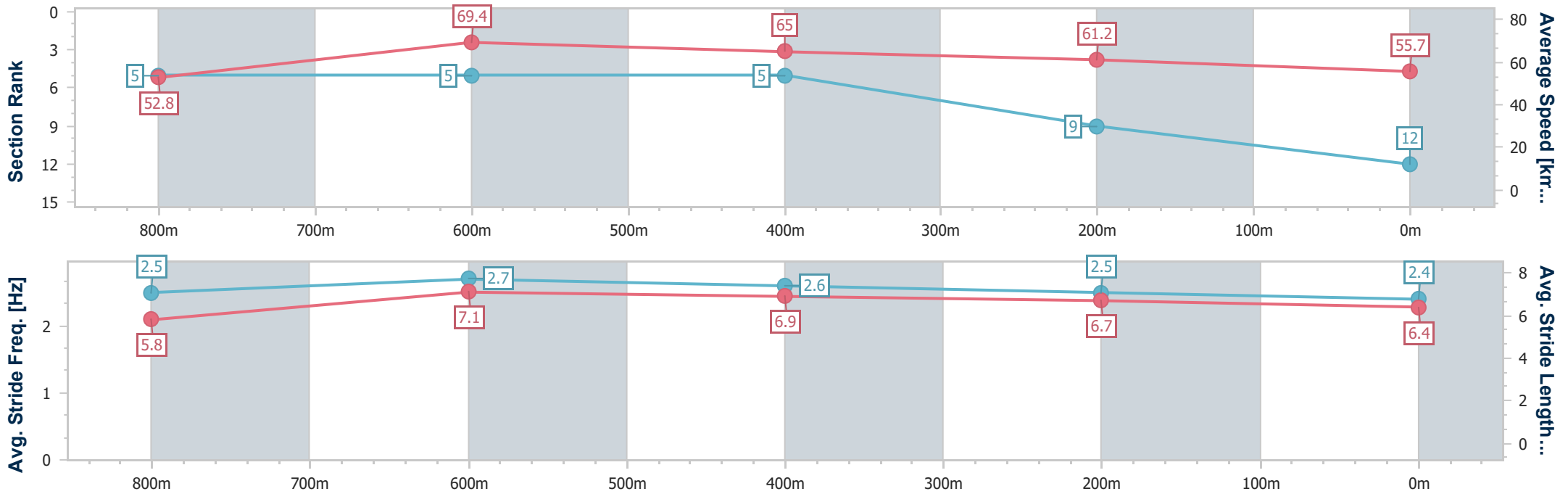
Horse/Jockey Name	Neutralize
Final Rank	12
Fastest Section Time (Section)	0:10.24 (Overall)
Top Speed [km/h] (Section)	70.1 (800m)
Race State	Finished



Ladbrokes Cannon Park QLD Professional
 Race 7: STATUS SIGNS BENCHMARK 55 Handicap - 950m
 08 January 2024 - 16:58
 Track Rating: Soft 5, Weather: Fine, Rail Position: True



Section	Overall	800m	600m	400m	200m
Section Times	0:56.33 [12] (0:10.24)	0:46.09 [5] (0:10.41)	0:35.68 [5] (0:11.02)	0:24.66 [5] (0:11.73)	0:12.93 [9] (0:12.93)
Average Speed [km/h]	52.8	69.4	65.0	61.2	55.7
Top Speed [km/h]	68.5	70.1	68.2	62.1	59.8
Avg. Dist. to Rail [m]	1.7	0.4	0.4	0.4	1.5
Avg. Stride Freq. [Hz]	2.5	2.7	2.6	2.5	2.4
Avg. Stride Length [m]	5.8	7.1	6.9	6.7	6.4



- [] Ranking at each section and finish
- .-.- No data available at this section
- NA No data available