



# Sunshine Coast QLD Professional

## Race 6: BARRIER REEF POOLS Maiden Plate - 1000m

07 January 2024 - 16:21



Track Rating: Heavy 10, Weather: Overcast, Rail Position: +7m

Section		Overall									Last 600m		
Field Times		0:59.44 (0:13.47)									0:34.91		
		800m			600m		400m		200m				
		0:45.97 (0:11.06)			0:34.91 (0:11.46)		0:23.45 (0:11.27)		0:12.18 (0:12.18)				
Rank	TAB	Horse/Jockey	Barrier	Top Speed [km/h]	Fastest Section	Overall	800m	600m	400m	200m	Margin	Last 600m	Distance Travelled [m]
1	10	LAYDOWNLILY Tiffani Brooker	5	66.8	0:11.14	0:59.44 [1] (0:13.54)	0:45.90 [3] (0:11.14)	0:34.76 [3] (0:11.31)	0:23.45 [1] (0:11.27)	0:12.18 [1] (0:12.18)	0:59.44	0:34.76	
2	8	BELEGATO Michael Rodd	1	66.3	0:11.12	0:59.81 [2] (0:13.67)	0:46.14 [4] (0:11.12)	0:35.02 [4] (0:11.48)	0:23.54 [4] (0:11.32)	0:12.22 [3] (0:12.22)	2L	0:35.02	-2
3	9	DIVINE GEM Nathan Thomas	4	66.4	0:11.09	0:59.93 [3] (0:13.52)	0:46.41 [2] (0:11.09)	0:35.32 [2] (0:11.48)	0:23.84 [3] (0:11.47)	0:12.37 [2] (0:12.37)	2.5L	0:35.32	-1
4	2	BUTE MOVES Damien Thornton	3	66.3	0:11.06	1:00.04 [4] (0:14.07)	0:45.97 [8] (0:11.06)	0:34.91 [7] (0:11.38)	0:23.53 [7] (0:11.36)	0:12.17 [5] (0:12.17)	3L	0:34.91	-2
5	7	VIGANOTTO Sean Cormack	13	66.5	0:11.13	1:00.24 [5] (0:14.02)	0:46.22 [7] (0:11.13)	0:35.09 [8] (0:11.45)	0:23.64 [8] (0:11.33)	0:12.31 [6] (0:12.31)	4L	0:35.09	+1
6	1	ZEPHALONG Dale Smith	7	67.2	0:11.12	1:00.47 [6] (0:13.84)	0:46.63 [5] (0:11.12)	0:35.51 [5] (0:11.36)	0:24.15 [5] (0:11.62)	0:12.53 [7] (0:12.53)	5.3L	0:35.51	+0
7	6	VAN D'ORO Heidi Gillie	10	66.4	0:11.14	1:00.55 [7] (0:13.89)	0:46.66 [6] (0:11.14)	0:35.52 [6] (0:11.44)	0:24.08 [6] (0:11.53)	0:12.55 [8] (0:12.55)	5.6L	0:35.52	+0
8	5	FLEUR DE VIE Jake Bayliss	2	67.9	0:11.06	1:00.62 [8] (0:13.47)	0:47.15 [1] (0:11.06)	0:36.09 [1] (0:11.55)	0:24.54 [2] (0:11.68)	0:12.86 [4] (0:12.86)	5.9L	0:36.09	-6
9	3	MR DOLLAR Tahlia Fenlon	6	65.6	0:11.48	1:01.51 [9] (0:14.07)	0:47.44 [9] (0:11.48)	0:35.96 [9] (0:11.50)	0:24.46 [9] (0:11.59)	0:12.87 [9] (0:12.87)	11.2L	0:35.96	+0

Scratched: Atlantic Lace (#4), Madame Moth (#11), Show Me The Stars (#12), Termagant (#13)



Horse/Jockey Name	Laydownlily
Final Rank	1
Fastest Section Time (Section)	0:11.14 (800m)
Top Speed [km/h] (Section)	66.8 (Overall)
Race State	Finished



Sunshine Coast QLD Professional

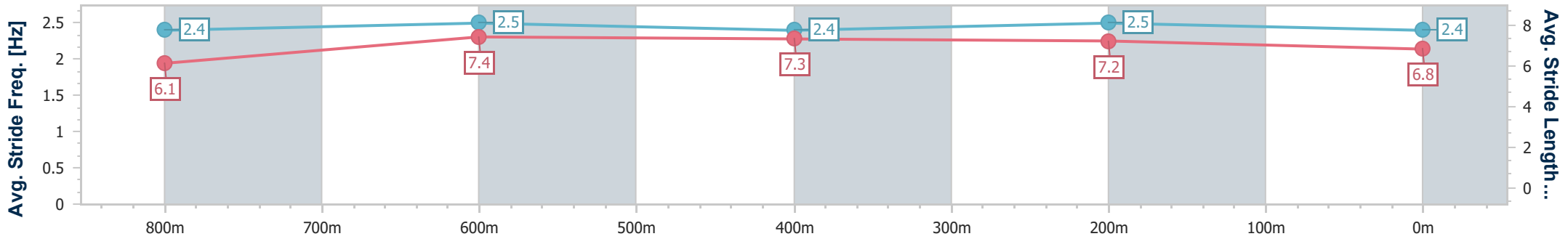
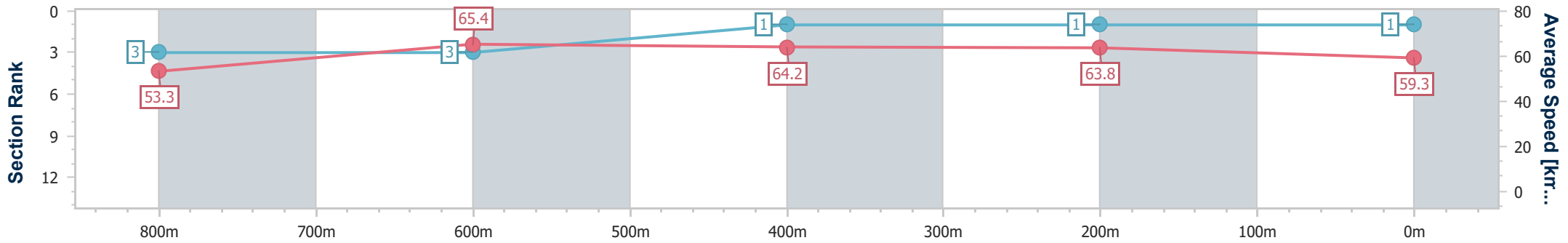
Race 6: BARRIER REEF POOLS Maiden Plate - 1000m



07 January 2024 - 16:21

Track Rating: Heavy 10, Weather: Overcast, Rail Position: +7m

Section	Overall	800m	600m	400m	200m
Section Times	0:59.44 [1] (0:13.54)	0:45.90 [3] (0:11.14)	0:34.76 [3] (0:11.31)	0:23.45 [1] (0:11.27)	0:12.18 [1] (0:12.18)
Average Speed [km/h]	53.3	65.4	64.2	63.8	59.3
Top Speed [km/h]	66.8	66.7	65.3	64.6	62.8
Avg. Dist. to Rail [m]	5.4	3.1	1.5	3.1	2.9
Avg. Stride Freq. [Hz]	2.4	2.5	2.4	2.5	2.4
Avg. Stride Length [m]	6.1	7.4	7.3	7.2	6.8



- [ ] Ranking at each section and finish
- .-.- No data available at this section
- NA No data available



Horse/Jockey Name	Belegato
Final Rank	2
Fastest Section Time (Section)	0:11.12 (800m)
Top Speed [km/h] (Section)	66.3 (800m)
Race State	Finished



Sunshine Coast QLD Professional

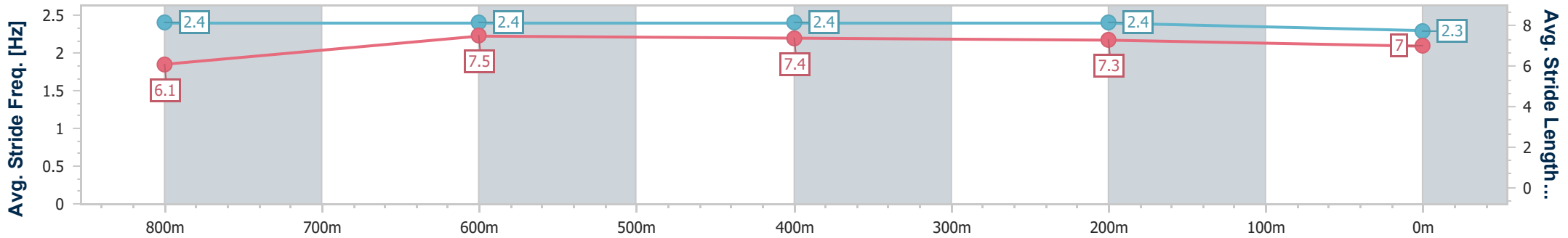
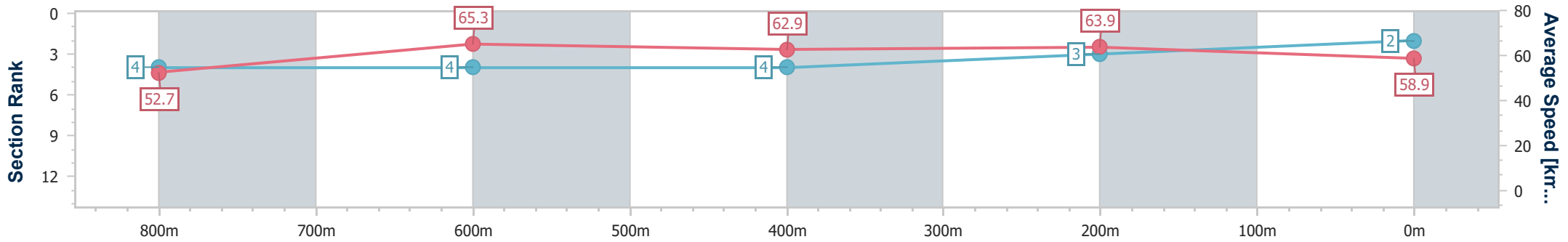
Race 6: BARRIER REEF POOLS Maiden Plate - 1000m



07 January 2024 - 16:21

Track Rating: Heavy 10, Weather: Overcast, Rail Position: +7m

Section	Overall	800m	600m	400m	200m
Section Times	0:59.81 [2] (0:13.67)	0:46.14 [4] (0:11.12)	0:35.02 [4] (0:11.48)	0:23.54 [4] (0:11.32)	0:12.22 [3] (0:12.22)
Average Speed [km/h]	52.7	65.3	62.9	63.9	58.9
Top Speed [km/h]	65.5	66.3	65.7	65.2	63.0
Avg. Dist. to Rail [m]	2.3	2.2	0.7	5.8	6.2
Avg. Stride Freq. [Hz]	2.4	2.4	2.4	2.4	2.3
Avg. Stride Length [m]	6.1	7.5	7.4	7.3	7.0



- [ ] Ranking at each section and finish
- .-.- No data available at this section
- NA No data available



Horse/Jockey Name	Divine Gem
Final Rank	3
Fastest Section Time (Section)	0:11.09 (800m)
Top Speed [km/h] (Section)	66.4 (800m)
Race State	Finished



### Sunshine Coast QLD Professional

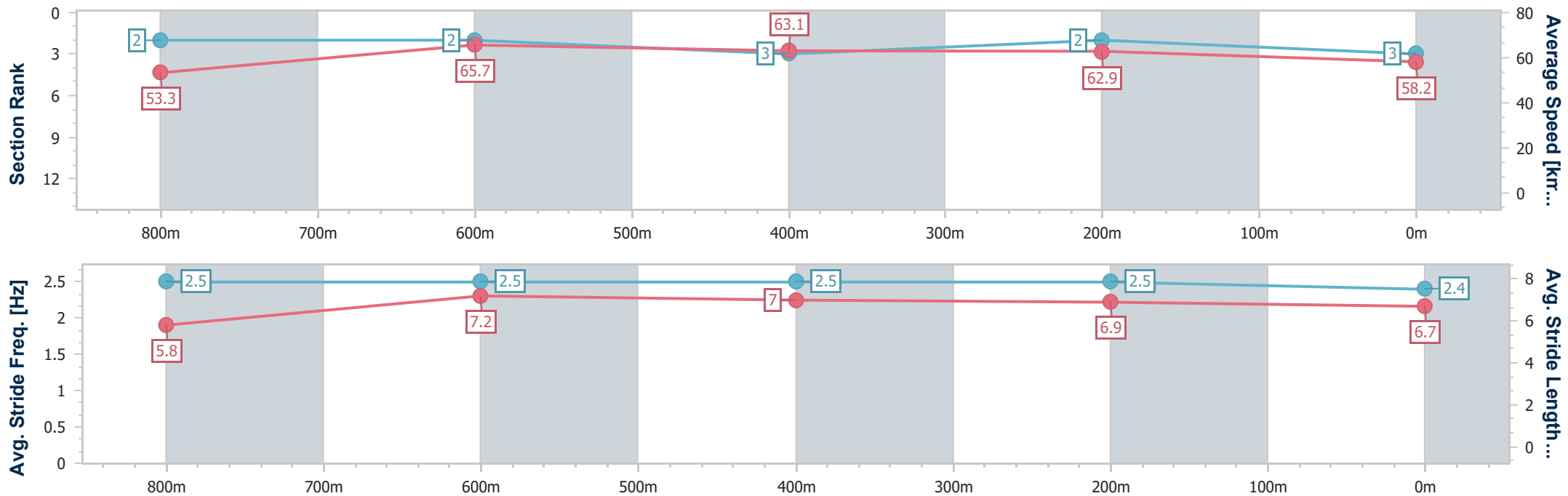
Race 6: BARRIER REEF POOLS Maiden Plate - 1000m



07 January 2024 - 16:21

Track Rating: Heavy 10, Weather: Overcast, Rail Position: +7m

Section	Overall	800m	600m	400m	200m
Section Times	0:59.93 [3] (0:13.52)	0:46.41 [2] (0:11.09)	0:35.32 [2] (0:11.48)	0:23.84 [3] (0:11.47)	0:12.37 [2] (0:12.37)
Average Speed [km/h]	53.3	65.7	63.1	62.9	58.2
Top Speed [km/h]	66.4	66.4	64.9	63.7	61.7
Avg. Dist. to Rail [m]	4.2	2.6	1.4	5.1	4.1
Avg. Stride Freq. [Hz]	2.5	2.5	2.5	2.5	2.4
Avg. Stride Length [m]	5.8	7.2	7.0	6.9	6.7



- [ ] Ranking at each section and finish
- .-.- No data available at this section
- NA No data available



Horse/Jockey Name	Bute Moves
Final Rank	4
Fastest Section Time (Section)	0:11.06 (800m)
Top Speed [km/h] (Section)	66.3 (800m)
Race State	Finished



### Sunshine Coast QLD Professional

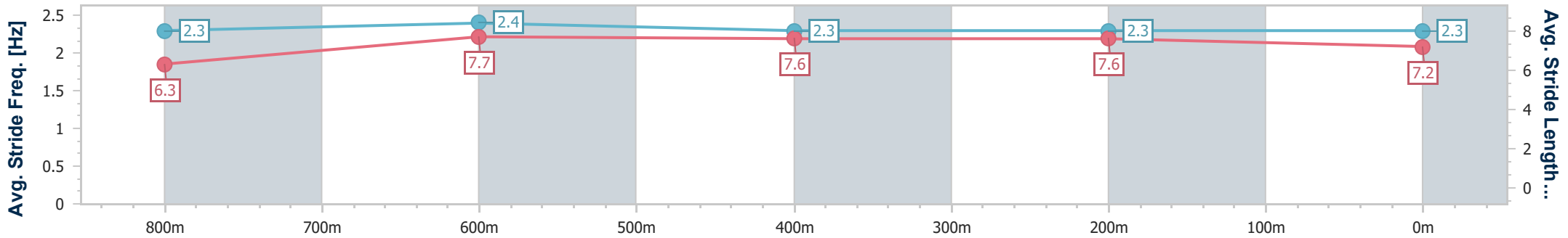
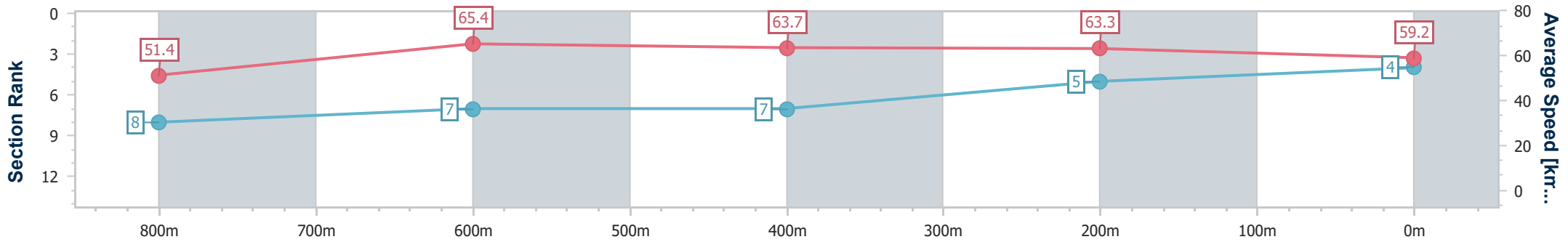
Race 6: BARRIER REEF POOLS Maiden Plate - 1000m



07 January 2024 - 16:21

Track Rating: Heavy 10, Weather: Overcast, Rail Position: +7m

Section	Overall	800m	600m	400m	200m
Section Times	1:00.04 [4] (0:14.07)	0:45.97 [8] (0:11.06)	0:34.91 [7] (0:11.38)	0:23.53 [7] (0:11.36)	0:12.17 [5] (0:12.17)
Average Speed [km/h]	51.4	65.4	63.7	63.3	59.2
Top Speed [km/h]	66.3	66.3	65.7	64.2	62.4
Avg. Dist. to Rail [m]	4.2	1.6	1.0	1.2	1.4
Avg. Stride Freq. [Hz]	2.3	2.4	2.3	2.3	2.3
Avg. Stride Length [m]	6.3	7.7	7.6	7.6	7.2



- [ ] Ranking at each section and finish
- .-.-.- No data available at this section
- NA No data available



Horse/Jockey Name	Viganotto
Final Rank	5
Fastest Section Time (Section)	0:11.13 (800m)
Top Speed [km/h] (Section)	66.5 (800m)
Race State	Finished



Sunshine Coast QLD Professional

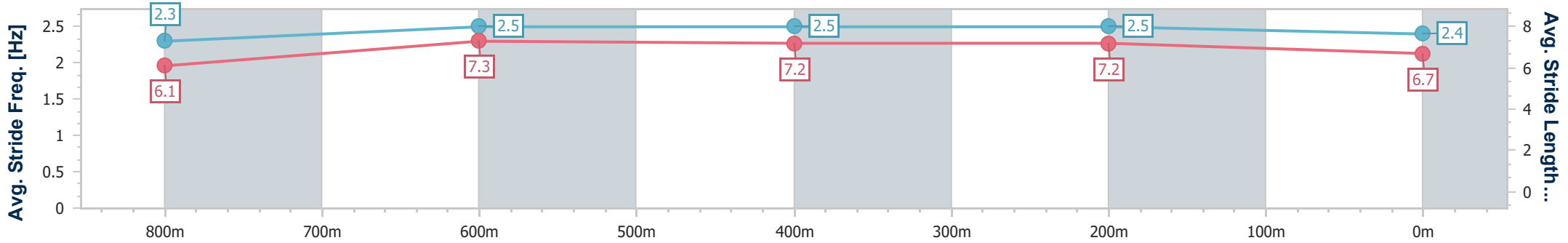
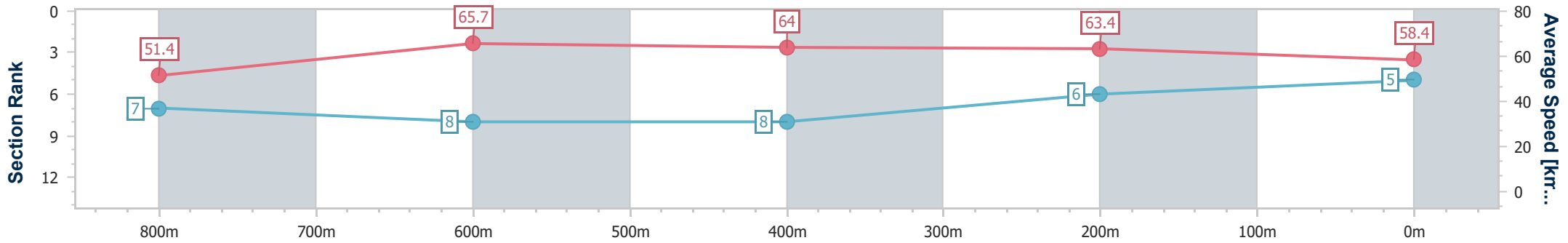
Race 6: BARRIER REEF POOLS Maiden Plate - 1000m



07 January 2024 - 16:21

Track Rating: Heavy 10, Weather: Overcast, Rail Position: +7m

Section	Overall	800m	600m	400m	200m
Section Times	1:00.24 [5] (0:14.02)	0:46.22 [7] (0:11.13)	0:35.09 [8] (0:11.45)	0:23.64 [8] (0:11.33)	0:12.31 [6] (0:12.31)
Average Speed [km/h]	51.4	65.7	64.0	63.4	58.4
Top Speed [km/h]	66.0	66.5	65.6	65.6	61.6
Avg. Dist. to Rail [m]	8.2	3.7	2.8	6.3	6.9
Avg. Stride Freq. [Hz]	2.3	2.5	2.5	2.5	2.4
Avg. Stride Length [m]	6.1	7.3	7.2	7.2	6.7



- [ ] Ranking at each section and finish
- .-.- No data available at this section
- NA No data available



Horse/Jockey Name	Zephalong
Final Rank	6
Fastest Section Time (Section)	0:11.12 (800m)
Top Speed [km/h] (Section)	67.2 (Overall)
Race State	Finished



Sunshine Coast QLD Professional

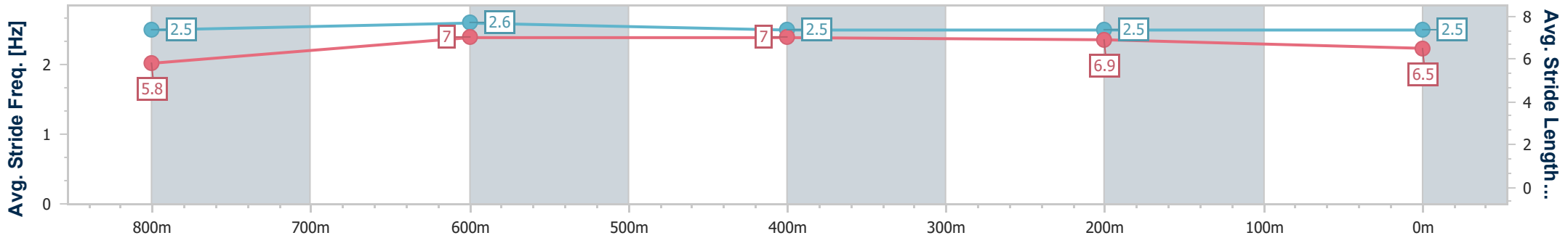
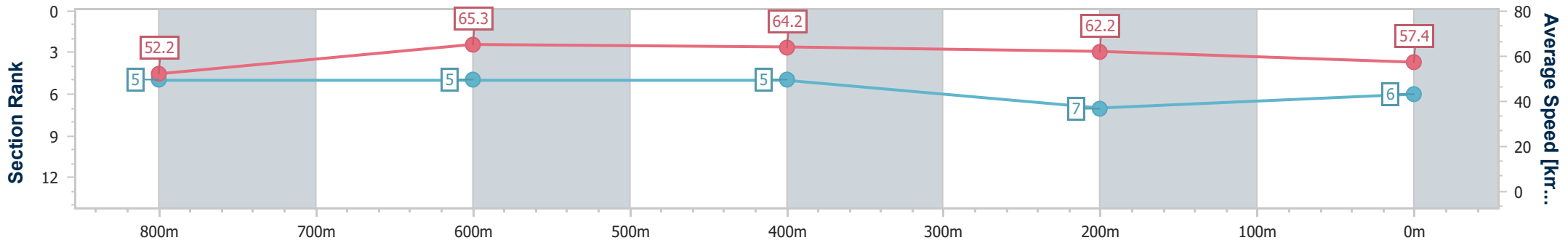
Race 6: BARRIER REEF POOLS Maiden Plate - 1000m



07 January 2024 - 16:21

Track Rating: Heavy 10, Weather: Overcast, Rail Position: +7m

Section	Overall	800m	600m	400m	200m
Section Times	1:00.47 [6] (0:13.84)	0:46.63 [5] (0:11.12)	0:35.51 [5] (0:11.36)	0:24.15 [5] (0:11.62)	0:12.53 [7] (0:12.53)
Average Speed [km/h]	52.2	65.3	64.2	62.2	57.4
Top Speed [km/h]	67.2	66.9	66.0	63.4	61.1
Avg. Dist. to Rail [m]	6.3	2.8	2.5	6.9	7.6
Avg. Stride Freq. [Hz]	2.5	2.6	2.5	2.5	2.5
Avg. Stride Length [m]	5.8	7.0	7.0	6.9	6.5



- [ ] Ranking at each section and finish
- .-.- No data available at this section
- NA No data available



Horse/Jockey Name	Van D'oro
Final Rank	7
Fastest Section Time (Section)	0:11.14 (800m)
Top Speed [km/h] (Section)	66.4 (800m)
Race State	Finished



Sunshine Coast QLD Professional

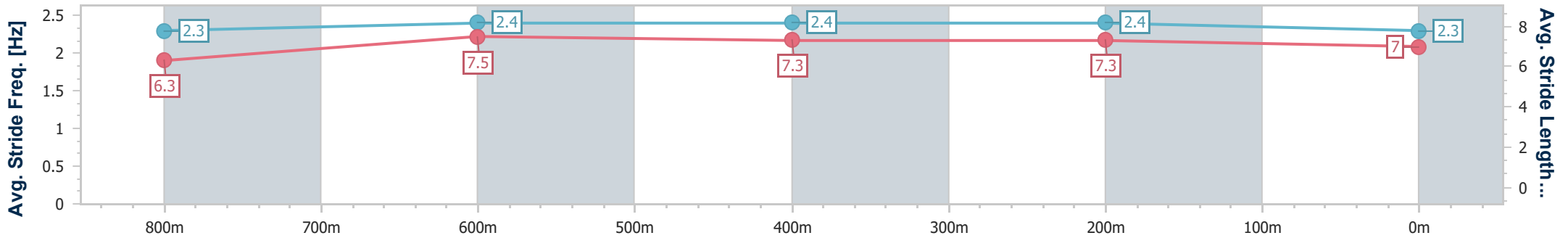
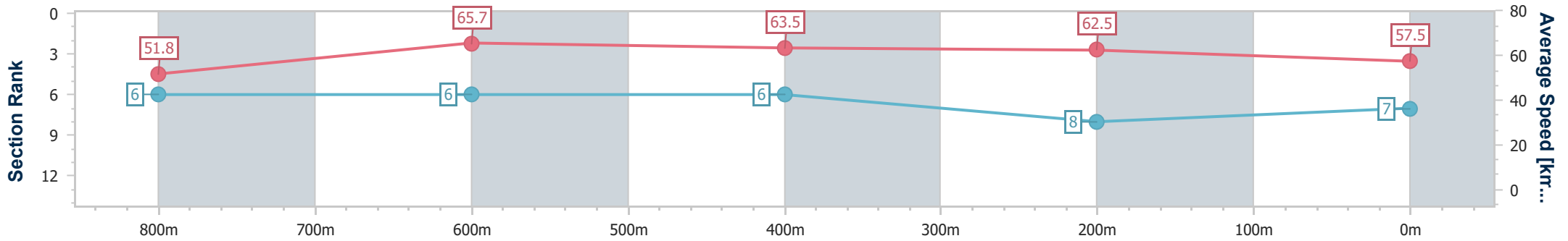
Race 6: BARRIER REEF POOLS Maiden Plate - 1000m



07 January 2024 - 16:21

Track Rating: Heavy 10, Weather: Overcast, Rail Position: +7m

Section	Overall	800m	600m	400m	200m
Section Times	1:00.55 [7] (0:13.89)	0:46.66 [6] (0:11.14)	0:35.52 [6] (0:11.44)	0:24.08 [6] (0:11.53)	0:12.55 [8] (0:12.55)
Average Speed [km/h]	51.8	65.7	63.5	62.5	57.5
Top Speed [km/h]	66.0	66.4	65.5	63.9	61.6
Avg. Dist. to Rail [m]	7.5	3.6	1.9	6.2	8.1
Avg. Stride Freq. [Hz]	2.3	2.4	2.4	2.4	2.3
Avg. Stride Length [m]	6.3	7.5	7.3	7.3	7.0



- [ ] Ranking at each section and finish
- .-.- No data available at this section
- NA No data available





Horse/Jockey Name	Fleur De Vie
Final Rank	8
Fastest Section Time (Section)	0:11.06 (800m)
Top Speed [km/h] (Section)	67.9 (800m)
Race State	Finished



Sunshine Coast QLD Professional

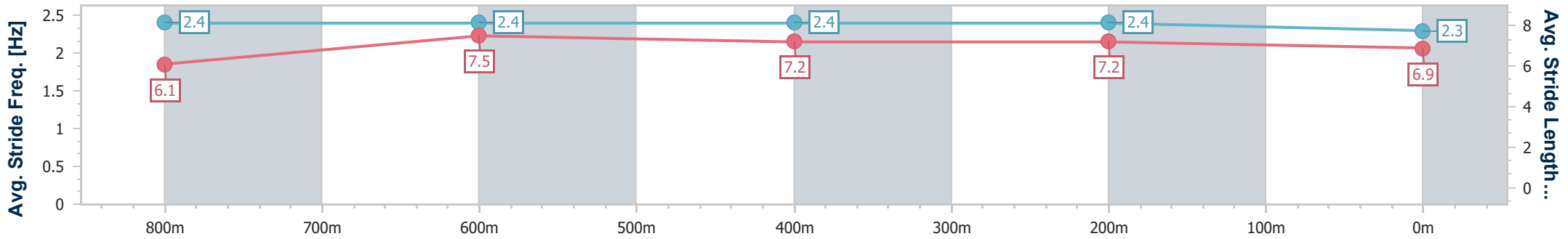
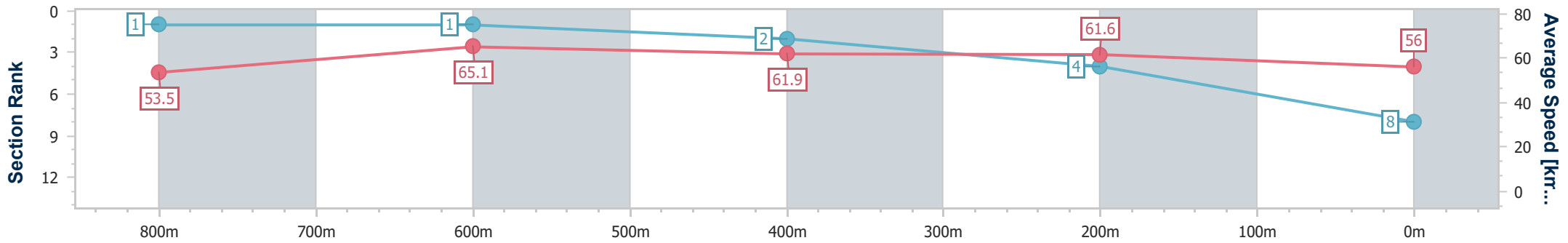
Race 6: BARRIER REEF POOLS Maiden Plate - 1000m



07 January 2024 - 16:21

Track Rating: Heavy 10, Weather: Overcast, Rail Position: +7m

Section	Overall	800m	600m	400m	200m
Section Times	1:00.62 [8] (0:13.47)	0:47.15 [1] (0:11.06)	0:36.09 [1] (0:11.55)	0:24.54 [2] (0:11.68)	0:12.86 [4] (0:12.86)
Average Speed [km/h]	53.5	65.1	61.9	61.6	56.0
Top Speed [km/h]	67.8	67.9	64.7	63.1	59.3
Avg. Dist. to Rail [m]	2.0	0.5	0.8	1.4	3.0
Avg. Stride Freq. [Hz]	2.4	2.4	2.4	2.4	2.3
Avg. Stride Length [m]	6.1	7.5	7.2	7.2	6.9



- [ ] Ranking at each section and finish
- .-.- No data available at this section
- NA No data available



Horse/Jockey Name	Mr Dollar
Final Rank	9
Fastest Section Time (Section)	0:11.48 (800m)
Top Speed [km/h] (Section)	65.6 (800m)
Race State	Finished



Sunshine Coast QLD Professional

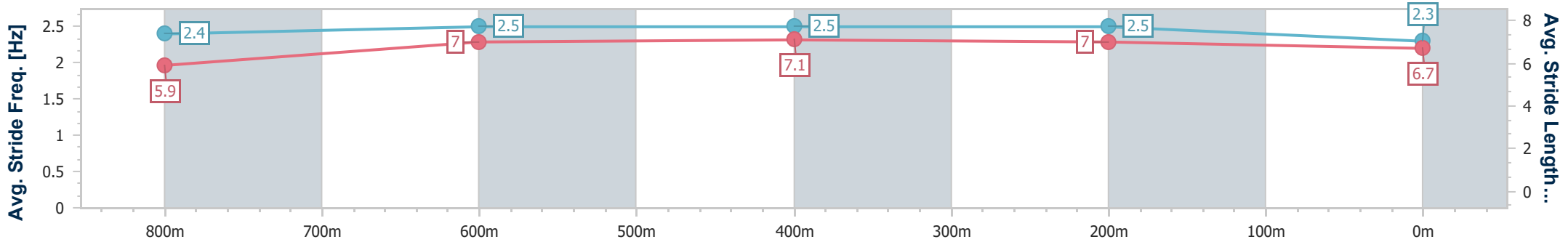
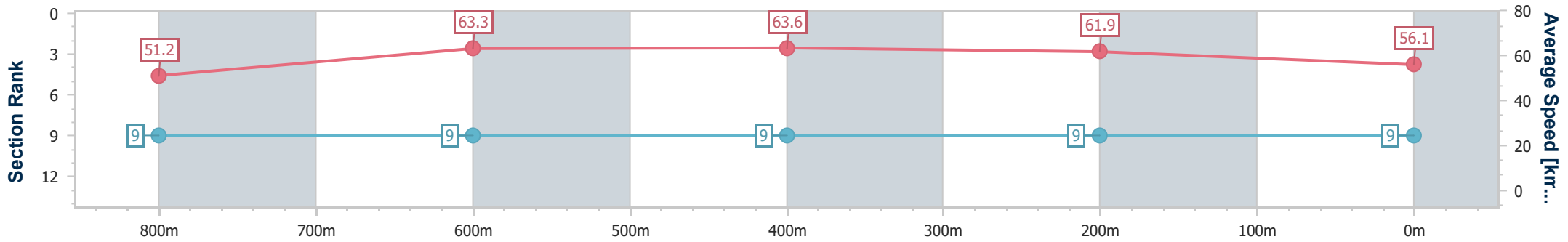
Race 6: BARRIER REEF POOLS Maiden Plate - 1000m



07 January 2024 - 16:21

Track Rating: Heavy 10, Weather: Overcast, Rail Position: +7m

Section	Overall	800m	600m	400m	200m
Section Times	1:01.51 [9] (0:14.07)	0:47.44 [9] (0:11.48)	0:35.96 [9] (0:11.50)	0:24.46 [9] (0:11.59)	0:12.87 [9] (0:12.87)
Average Speed [km/h]	51.2	63.3	63.6	61.9	56.1
Top Speed [km/h]	64.5	65.6	64.8	64.9	60.7
Avg. Dist. to Rail [m]	5.7	3.0	1.9	4.7	4.4
Avg. Stride Freq. [Hz]	2.4	2.5	2.5	2.5	2.3
Avg. Stride Length [m]	5.9	7.0	7.1	7.0	6.7



- [ ] Ranking at each section and finish
- .-.- No data available at this section
- NA No data available