



**Sunshine Coast QLD Professional**  
**Race 5: BUTLER MCDERMOTT LAWYERS BENCHMARK 62 Handicap - 1400m**  
**07 January 2024 - 15:45**



Track Rating: Heavy 10, Weather: Overcast, Rail Position: +7m

Section		Overall	1200m	1000m	800m	600m	400m	Last 600m				
Field Times		1:26.27 (0:13.88)	1:12.39 (0:11.79)	1:00.60 (0:11.92)	0:48.68 (0:12.08)	0:36.60 (0:12.09)	0:24.51 (0:12.01)	0:36.60				
Rank	TAB Horse/Jockey	Barrier	Top Speed [km/h]	Fastest Section	Distance Travelled [m]							
1	8 <b>A BIG CHANCE</b> Chris Meehan	6	62.9	0:11.61	1:26.27 [1] (0:14.62)	1:11.65 [7] (0:11.77)	0:59.88 [7] (0:12.01)	0:47.87 [7] (0:12.17)	0:35.70 [7] (0:11.79)	0:23.91 [7] (0:11.61)	0:35.70	
2	3 <b>LAST CHANCE SALOON</b> Dan McGillivray	7	63.4	0:11.64	1:26.44 [2] (0:14.49)	1:11.95 [6] (0:11.74)	1:00.21 [6] (0:12.08)	0:48.13 [6] (0:12.02)	0:36.11 [6] (0:11.64)	0:24.47 [4] (0:11.99)	0:36.11	-2
3	2 <b>ADONISEA</b> Jasper Franklin	4	63.2	0:11.77	1:26.52 [3] (0:14.13)	1:12.39 [3] (0:11.77)	1:00.62 [4] (0:11.99)	0:48.63 [5] (0:12.03)	0:36.60 [3] (0:11.96)	0:24.64 [3] (0:11.92)	0:36.60	+5
4	9 <b>MOOLOOLABA</b> Jaden Lloyd	3	62.2	0:11.67	1:27.14 [4] (0:14.20)	1:12.94 [5] (0:11.67)	1:01.27 [3] (0:12.02)	0:49.25 [4] (0:12.16)	0:37.09 [5] (0:11.95)	0:25.14 [5] (0:12.02)	0:37.09	+6
5	7 <b>CABLE TIE</b> Ben Thompson	5	62.9	0:11.81	1:27.51 [5] (0:13.93)	1:13.58 [2] (0:11.81)	1:01.77 [2] (0:11.94)	0:49.83 [2] (0:12.17)	0:37.66 [2] (0:11.91)	0:25.75 [1] (0:12.01)	0:37.66	+5
6	4 <b>HOOKS</b> Todd Banks	2	62.7	0:11.79	1:27.60 [6] (0:13.88)	1:13.72 [1] (0:11.79)	1:01.93 [1] (0:11.92)	0:50.01 [1] (0:12.08)	0:37.93 [1] (0:12.11)	0:25.82 [2] (0:12.24)	0:37.93	+3
7	6 <b>APPLECROSS</b> Heidi Gillie	8	62.2	0:11.75	1:28.03 [7] (0:14.16)	1:13.87 [4] (0:11.75)	1:02.12 [5] (0:11.96)	0:50.16 [3] (0:12.13)	0:38.03 [4] (0:12.27)	0:25.76 [6] (0:12.23)	0:38.03	+7

Scratched: Commodus (#1), Schmoozer (#5), Ocean Zar (#10), Smart Recognition (#11), Brave Enough (#12), Above The Sky (#13)

[ ] Ranking at each section and finish  
 -:-:- No data available at this section  
 NA No data available

SCN Saddle cloth number  
 DNF Did not finish  
 DNT Did not track



**Sunshine Coast QLD Professional**  
**Race 5: BUTLER MCDERMOTT LAWYERS BENCHMARK 62 Handicap - 1400m**  
**07 January 2024 - 15:45**



Track Rating: Heavy 10, Weather: Overcast, Rail Position: +7m

Section				200m				Last 600m	
Field Times				0:12.50 (0:12.50)				0:36.60	
Rank	TAB	Horse/Jockey	Barrier	Top Speed [km/h]	Fastest Section	Margin			Distance Travelled [m]
1	8	<b>A BIG CHANCE</b> Chris Meehan	6	62.9 Overall	0:11.61 400m	0:12.30 [4] (0:12.30)	1:26.27		0:35.70
2	3	<b>LAST CHANCE SALOON</b> Dan McGillivray	7	63.4 1200m	0:11.64 600m	0:12.48 [3] (0:12.48)	0.8L		0:36.11 -2
3	2	<b>ADONISEA</b> Jasper Franklin	4	63.2 Overall	0:11.77 1200m	0:12.72 [2] (0:12.72)	1.1L		0:36.60 +5
4	9	<b>MOOLOOLABA</b> Jaden Lloyd	3	62.2 Overall	0:11.67 1200m	0:13.12 [6] (0:13.12)	4.6L		0:37.09 +6
5	7	<b>CABLE TIE</b> Ben Thompson	5	62.9 Overall	0:11.81 1200m	0:13.74 [1] (0:13.74)	6.6L		0:37.66 +5
6	4	<b>HOOKS</b> Todd Banks	2	62.7 Overall	0:11.79 1200m	0:13.58 [5] (0:13.58)	7L		0:37.93 +3
7	6	<b>APPLECROSS</b> Heidi Gillie	8	62.2 1200m	0:11.75 1200m	0:13.53 [7] (0:13.53)	9.5L		0:38.03 +7

Scratched: Commodus (#1), Schmoozer (#5), Ocean Zar (#10), Smart Recognition (#11), Brave Enough (#12), Above The Sky (#13)



Horse/Jockey Name	A Big Chance
Final Rank	1
Fastest Section Time (Section)	0:11.61 (400m)
Top Speed [km/h] (Section)	62.9 (Overall)
Race State	Finished



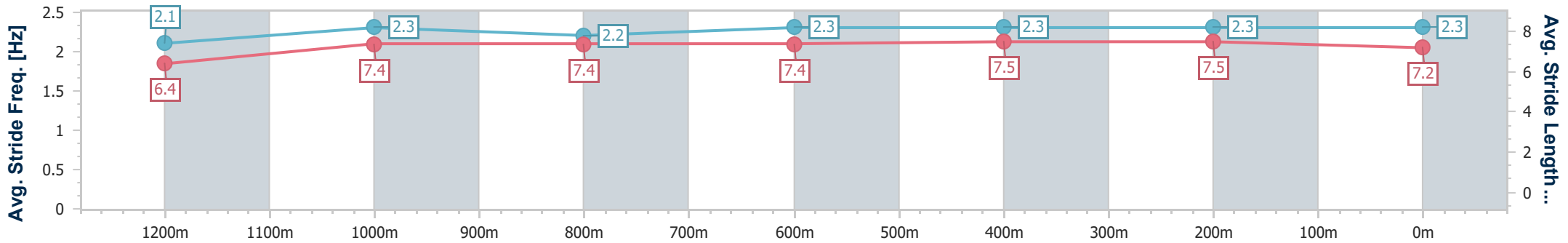
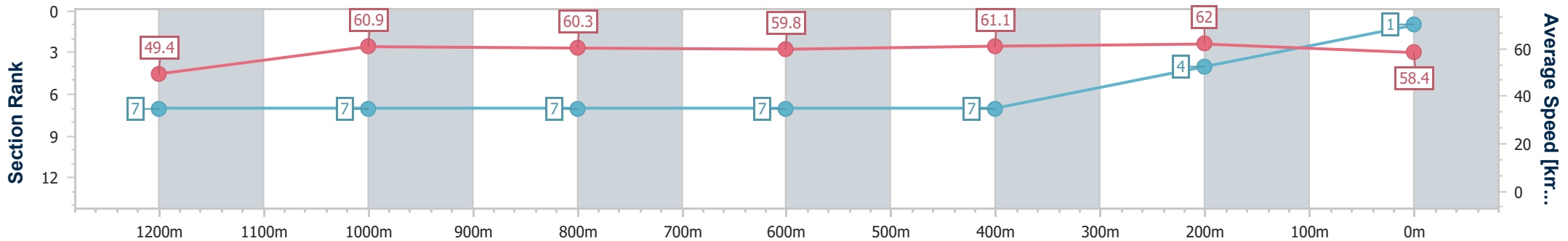
Sunshine Coast QLD Professional  
 Race 5: BUTLER MCDERMOTT LAWYERS BENCHMARK 62  
 Handicap - 1400m



07 January 2024 - 15:45

Track Rating: Heavy 10, Weather: Overcast, Rail Position: +7m

Section	Overall	1200m	1000m	800m	600m	400m	200m
Section Times	1:26.27 [1] (0:14.62)	1:11.65 [7] (0:11.77)	0:59.88 [7] (0:12.01)	0:47.87 [7] (0:12.17)	0:35.70 [7] (0:11.79)	0:23.91 [7] (0:11.61)	0:12.30 [4] (0:12.30)
Average Speed [km/h]	49.4	60.9	60.3	59.8	61.1	62.0	58.4
Top Speed [km/h]	62.9	62.8	60.9	61.0	61.8	62.8	62.2
Avg. Dist. to Rail [m]	5.1	2.2	2.0	1.4	0.4	2.2	5.0
Avg. Stride Freq. [Hz]	2.1	2.3	2.2	2.3	2.3	2.3	2.3
Avg. Stride Length [m]	6.4	7.4	7.4	7.4	7.5	7.5	7.2



- [ ] Ranking at each section and finish
- .-.- No data available at this section
- NA No data available



Horse/Jockey Name	Last Chance Saloon
Final Rank	2
Fastest Section Time (Section)	0:11.64 (600m)
Top Speed [km/h] (Section)	63.4 (1200m)
Race State	Finished



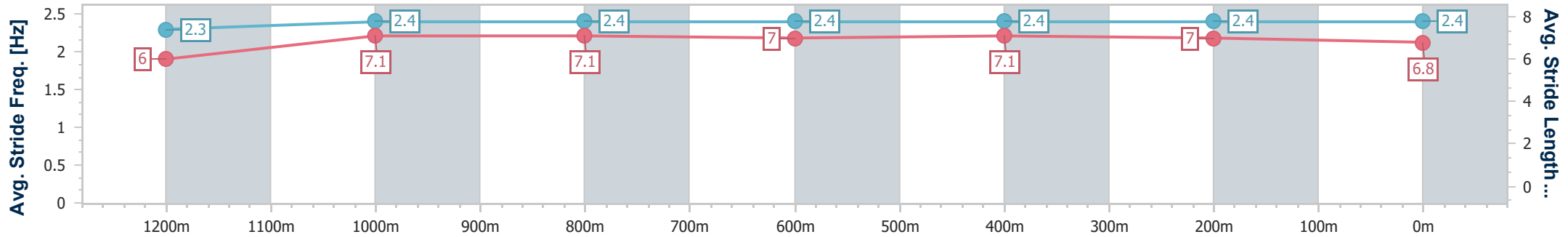
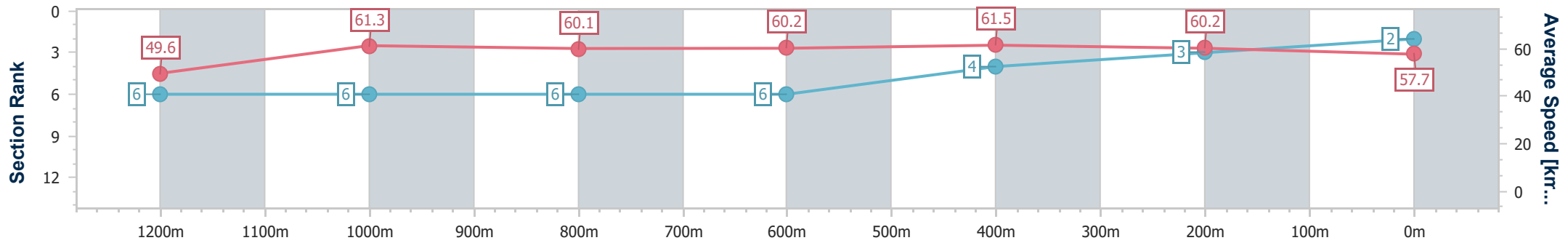
Sunshine Coast QLD Professional  
Race 5: BUTLER MCDERMOTT LAWYERS BENCHMARK 62  
Handicap - 1400m



07 January 2024 - 15:45

Track Rating: Heavy 10, Weather: Overcast, Rail Position: +7m

Section	Overall	1200m	1000m	800m	600m	400m	200m
Section Times	1:26.44 [2] (0:14.49)	1:11.95 [6] (0:11.74)	1:00.21 [6] (0:12.08)	0:48.13 [6] (0:12.02)	0:36.11 [6] (0:11.64)	0:24.47 [4] (0:11.99)	0:12.48 [3] (0:12.48)
Average Speed [km/h]	49.6	61.3	60.1	60.2	61.5	60.2	57.7
Top Speed [km/h]	61.4	63.4	61.0	61.8	62.8	62.3	59.7
Avg. Dist. to Rail [m]	6.6	3.5	3.0	0.6	1.2	3.2	7.1
Avg. Stride Freq. [Hz]	2.3	2.4	2.4	2.4	2.4	2.4	2.4
Avg. Stride Length [m]	6.0	7.1	7.1	7.0	7.1	7.0	6.8



- [ ] Ranking at each section and finish
- .-.- No data available at this section
- NA No data available



Horse/Jockey Name	Adonisea
Final Rank	3
Fastest Section Time (Section)	0:11.77 (1200m)
Top Speed [km/h] (Section)	63.2 (Overall)
Race State	Finished



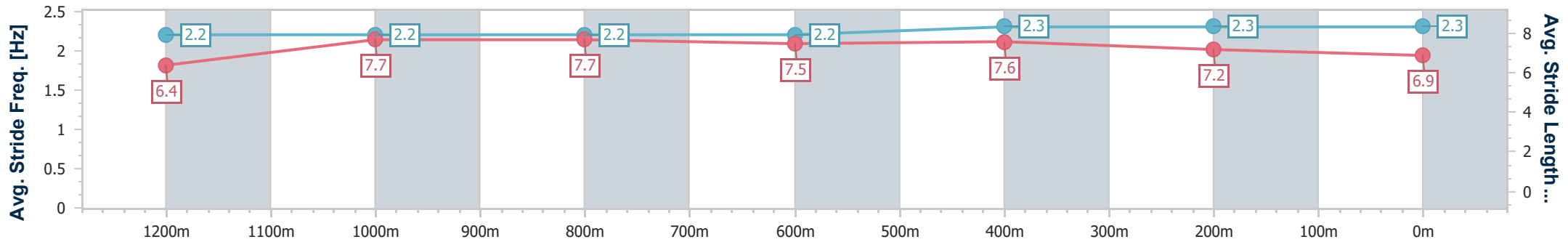
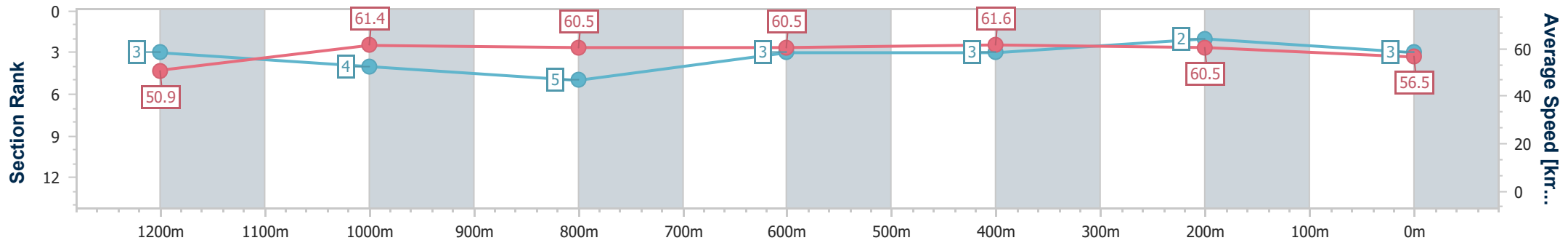
Sunshine Coast QLD Professional  
Race 5: BUTLER MCDERMOTT LAWYERS BENCHMARK 62  
Handicap - 1400m



07 January 2024 - 15:45

Track Rating: Heavy 10, Weather: Overcast, Rail Position: +7m

Section	Overall	1200m	1000m	800m	600m	400m	200m
Section Times	1:26.52 [3] (0:14.13)	1:12.39 [3] (0:11.77)	1:00.62 [4] (0:11.99)	0:48.63 [5] (0:12.03)	0:36.60 [3] (0:11.96)	0:24.64 [3] (0:11.92)	0:12.72 [2] (0:12.72)
Average Speed [km/h]	50.9	61.4	60.5	60.5	61.6	60.5	56.5
Top Speed [km/h]	63.2	62.5	61.4	61.2	62.1	62.6	59.3
Avg. Dist. to Rail [m]	5.0	3.2	2.9	2.6	3.5	5.9	6.4
Avg. Stride Freq. [Hz]	2.2	2.2	2.2	2.2	2.3	2.3	2.3
Avg. Stride Length [m]	6.4	7.7	7.7	7.5	7.6	7.2	6.9



- [ ] Ranking at each section and finish
- .-.- No data available at this section
- NA No data available



Horse/Jockey Name	Mooloolaba
Final Rank	4
Fastest Section Time (Section)	0:11.67 (1200m)
Top Speed [km/h] (Section)	62.2 (Overall)
Race State	Finished



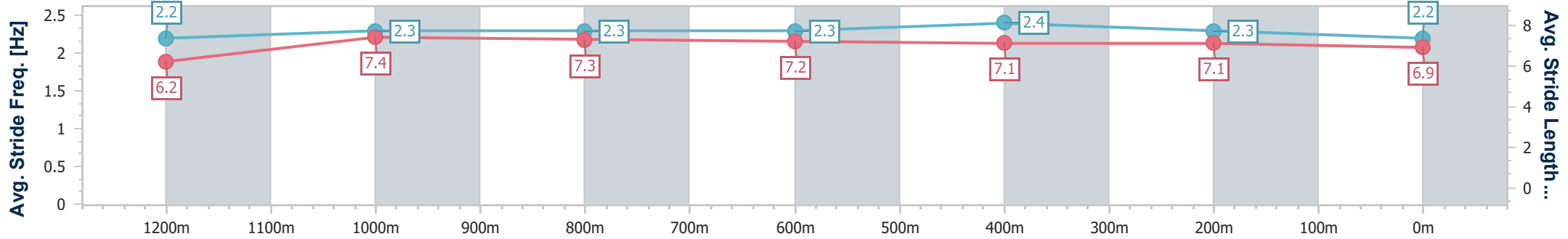
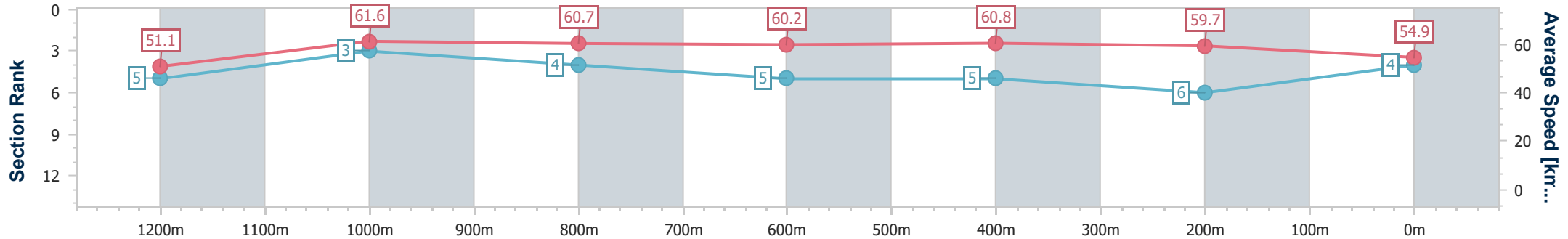
Sunshine Coast QLD Professional  
 Race 5: BUTLER MCDERMOTT LAWYERS BENCHMARK 62  
 Handicap - 1400m



07 January 2024 - 15:45

Track Rating: Heavy 10, Weather: Overcast, Rail Position: +7m

Section	Overall	1200m	1000m	800m	600m	400m	200m
Section Times	1:27.14 [4] (0:14.20)	1:12.94 [5] (0:11.67)	1:01.27 [3] (0:12.02)	0:49.25 [4] (0:12.16)	0:37.09 [5] (0:11.95)	0:25.14 [5] (0:12.02)	0:13.12 [6] (0:13.12)
Average Speed [km/h]	51.1	61.6	60.7	60.2	60.8	59.7	54.9
Top Speed [km/h]	62.2	62.2	61.4	61.1	61.5	61.3	58.2
Avg. Dist. to Rail [m]	3.9	2.3	3.2	3.2	1.6	1.4	1.1
Avg. Stride Freq. [Hz]	2.2	2.3	2.3	2.3	2.4	2.3	2.2
Avg. Stride Length [m]	6.2	7.4	7.3	7.2	7.1	7.1	6.9



- [ ] Ranking at each section and finish
- .-.- No data available at this section
- NA No data available



Horse/Jockey Name	Cable Tie
Final Rank	5
Fastest Section Time (Section)	0:11.81 (1200m)
Top Speed [km/h] (Section)	62.9 (Overall)
Race State	Finished



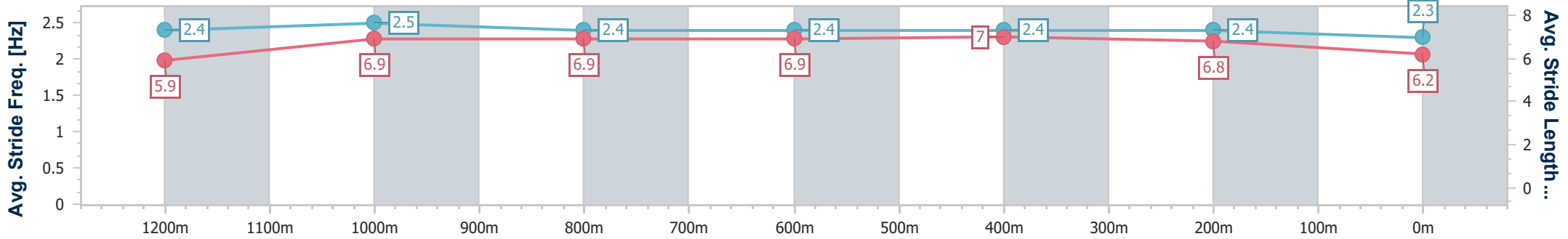
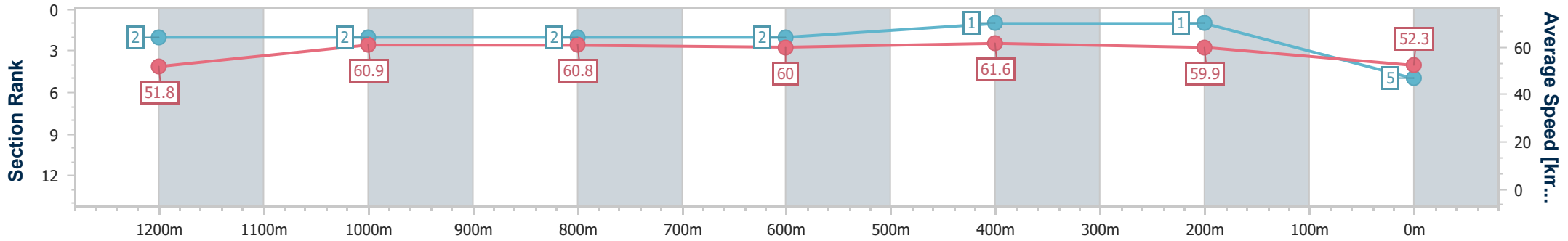
Sunshine Coast QLD Professional  
 Race 5: BUTLER MCDERMOTT LAWYERS BENCHMARK 62  
 Handicap - 1400m



07 January 2024 - 15:45

Track Rating: Heavy 10, Weather: Overcast, Rail Position: +7m

Section	Overall	1200m	1000m	800m	600m	400m	200m
Section Times	1:27.51 [5] (0:13.93)	1:13.58 [2] (0:11.81)	1:01.77 [2] (0:11.94)	0:49.83 [2] (0:12.17)	0:37.66 [2] (0:11.91)	0:25.75 [1] (0:12.01)	0:13.74 [1] (0:13.74)
Average Speed [km/h]	51.8	60.9	60.8	60.0	61.6	59.9	52.3
Top Speed [km/h]	62.9	62.8	61.8	60.9	62.4	61.2	57.7
Avg. Dist. to Rail [m]	5.3	3.0	2.6	2.6	3.0	4.0	5.5
Avg. Stride Freq. [Hz]	2.4	2.5	2.4	2.4	2.4	2.4	2.3
Avg. Stride Length [m]	5.9	6.9	6.9	6.9	7.0	6.8	6.2



- [ ] Ranking at each section and finish
- .-.- No data available at this section
- NA No data available



Horse/Jockey Name	Hooks
Final Rank	6
Fastest Section Time (Section)	0:11.79 (1200m)
Top Speed [km/h] (Section)	62.7 (Overall)
Race State	Finished



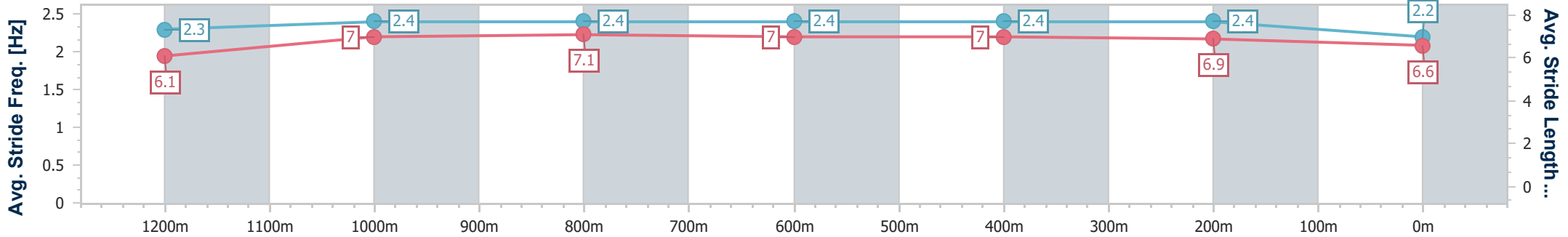
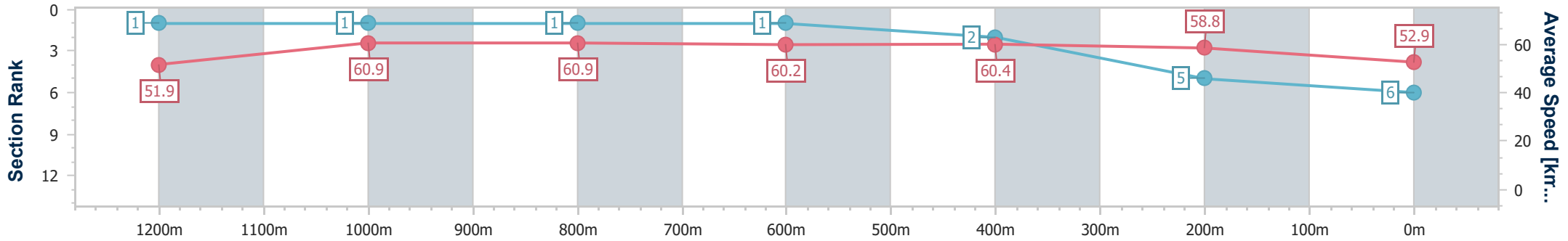
Sunshine Coast QLD Professional  
 Race 5: BUTLER MCDERMOTT LAWYERS BENCHMARK 62  
 Handicap - 1400m



07 January 2024 - 15:45

Track Rating: Heavy 10, Weather: Overcast, Rail Position: +7m

Section	Overall	1200m	1000m	800m	600m	400m	200m
Section Times	1:27.60 [6] (0:13.88)	1:13.72 [1] (0:11.79)	1:01.93 [1] (0:11.92)	0:50.01 [1] (0:12.08)	0:37.93 [1] (0:12.11)	0:25.82 [2] (0:12.24)	0:13.58 [5] (0:13.58)
Average Speed [km/h]	51.9	60.9	60.9	60.2	60.4	58.8	52.9
Top Speed [km/h]	62.7	62.0	62.1	61.6	61.8	61.0	56.2
Avg. Dist. to Rail [m]	2.7	1.5	1.4	2.1	2.6	3.4	4.2
Avg. Stride Freq. [Hz]	2.3	2.4	2.4	2.4	2.4	2.4	2.2
Avg. Stride Length [m]	6.1	7.0	7.1	7.0	7.0	6.9	6.6



- [ ] Ranking at each section and finish
- .-.- No data available at this section
- NA No data available





Horse/Jockey Name	Applecross
Final Rank	7
Fastest Section Time (Section)	0:11.75 (1200m)
Top Speed [km/h] (Section)	62.2 (1200m)
Race State	Finished



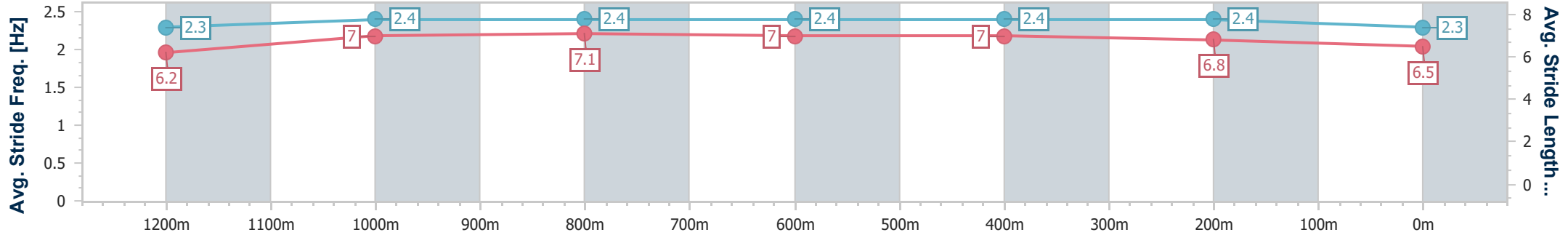
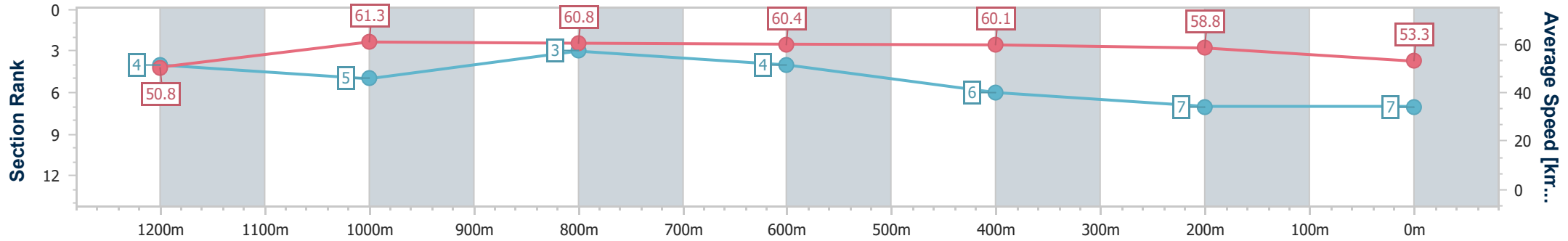
Sunshine Coast QLD Professional  
 Race 5: BUTLER MCDERMOTT LAWYERS BENCHMARK 62  
 Handicap - 1400m



07 January 2024 - 15:45

Track Rating: Heavy 10, Weather: Overcast, Rail Position: +7m

Section	Overall	1200m	1000m	800m	600m	400m	200m
Section Times	1:28.03 [7] (0:14.16)	1:13.87 [4] (0:11.75)	1:02.12 [5] (0:11.96)	0:50.16 [3] (0:12.13)	0:38.03 [4] (0:12.27)	0:25.76 [6] (0:12.23)	0:13.53 [7] (0:13.53)
Average Speed [km/h]	50.8	61.3	60.8	60.4	60.1	58.8	53.3
Top Speed [km/h]	61.6	62.2	61.8	61.0	61.0	60.2	57.0
Avg. Dist. to Rail [m]	7.7	4.3	3.8	3.2	3.8	6.0	6.6
Avg. Stride Freq. [Hz]	2.3	2.4	2.4	2.4	2.4	2.4	2.3
Avg. Stride Length [m]	6.2	7.0	7.1	7.0	7.0	6.8	6.5



- [ ] Ranking at each section and finish
- .-.- No data available at this section
- NA No data available