



Aquis Park Gold Coast QLD Professional
Race 8: MAGIC MILLIONS RISING STARS 3YO & 4YO Fillies & Mares
Class 4 Plate - 1300m
06 January 2024 - 17:13



Track Rating: Good 4, Weather: Overcast, Rail Position: True

Section		Overall	1200m	1000m	800m	600m	400m	Last 600m				
Field Times		1:14.76 (0:07.25)	1:07.51 (0:10.97)	0:56.54 (0:11.22)	0:45.32 (0:11.43)	0:33.89 (0:11.30)	0:22.59 (0:11.23)	0:33.89				
Rank	TAB Horse/Jockey	Barrier	Top Speed [km/h]	Fastest Section	Distance Travelled [m]							
1	11 JUNQUEIRA Craig Williams	7	67.8 400m	0:07.71 Overall	1:14.76 [1] (0:07.71)	1:07.05 [9] (0:10.89)	0:56.16 [7] (0:11.37)	0:44.79 [8] (0:11.41)	0:33.38 [8] (0:11.27)	0:22.11 [8] (0:10.88)	0:33.38	
2	17 CHILLI FILLY Tim Clark	2	66.3 1200m	0:07.43 Overall	1:15.07 [2] (0:07.43)	1:07.64 [4] (0:10.99)	0:56.65 [4] (0:11.42)	0:45.23 [6] (0:11.29)	0:33.94 [4] (0:11.21)	0:22.73 [4] (0:11.11)	0:33.94	-1
3	4 MAID TO FIT James Orman	5	67.0 1200m	0:07.40 Overall	1:15.12 [3] (0:07.40)	1:07.72 [2] (0:11.06)	0:56.66 [6] (0:11.26)	0:45.40 [5] (0:11.44)	0:33.96 [6] (0:11.17)	0:22.79 [3] (0:11.07)	0:33.96	-4
4	3 HEROIC MISS Cejay Graham	19	67.3 1200m	0:07.25 Overall	1:15.31 [4] (0:07.25)	1:08.06 [1] (0:10.97)	0:57.09 [1] (0:11.22)	0:45.87 [1] (0:11.43)	0:34.44 [1] (0:11.34)	0:23.10 [2] (0:11.34)	0:34.44	-7
5	12 LATAKIA Angela Jones	18	70.0 1200m	0:07.75 Overall	1:15.33 [5] (0:07.75)	1:07.58 [10] (0:10.52)	0:57.06 [2] (0:11.23)	0:45.83 [2] (0:11.40)	0:34.43 [2] (0:11.27)	0:23.16 [1] (0:11.34)	0:34.43	-3
6	10 ESSEFFNINETY Jamie Kah	1	65.9 1200m	0:07.52 Overall	1:15.36 [6] (0:07.52)	1:07.84 [5] (0:11.15)	0:56.69 [8] (0:11.25)	0:45.44 [7] (0:11.41)	0:34.03 [7] (0:11.22)	0:22.81 [7] (0:11.08)	0:34.03	-7
7	7 HELLAVADANCER Mark Zahra	6	67.1 1200m	0:07.42 Overall	1:15.44 [7] (0:07.42)	1:08.02 [3] (0:10.90)	0:57.12 [3] (0:11.35)	0:45.77 [4] (0:11.48)	0:34.29 [5] (0:11.34)	0:22.95 [6] (0:11.13)	0:34.29	-4
8	16 VEANDECHANCE Ben Thompson	9	66.8 400m	0:07.85 Overall	1:15.45 [8] (0:07.85)	1:07.60 [14] (0:11.23)	0:56.37 [14] (0:11.34)	0:45.03 [12] (0:11.37)	0:33.66 [12] (0:11.24)	0:22.42 [10] (0:10.98)	0:33.66	-5
9	1 EN POINTE Martin Harley	3	67.1 1200m	0:07.76 Overall	1:15.49 [9] (0:07.76)	1:07.73 [11] (0:11.07)	0:56.66 [10] (0:11.46)	0:45.20 [11] (0:11.27)	0:33.93 [9] (0:11.21)	0:22.72 [9] (0:11.16)	0:33.93	-7
10	2 FAIRWAY STAR Joshua Parr	4	65.6 400m	0:07.67 Overall	1:15.79 [10] (0:07.67)	1:08.12 [7] (0:11.22)	0:56.90 [11] (0:11.36)	0:45.54 [9] (0:11.42)	0:34.12 [10] (0:11.37)	0:22.75 [11] (0:11.25)	0:34.12	-3

Scratched: Glass Of Rose (#18)

[] Ranking at each section and finish
 -:-:- No data available at this section
 NA No data available

SCN Saddle cloth number
 DNF Did not finish
 DNT Did not track



Aquis Park Gold Coast QLD Professional
Race 8: MAGIC MILLIONS RISING STARS 3YO & 4YO Fillies & Mares
Class 4 Plate - 1300m
06 January 2024 - 17:13



Track Rating: Good 4, Weather: Overcast, Rail Position: True

Section		Overall	1200m	1000m	800m	600m	400m	Last 600m				
Field Times		1:14.76 (0:07.25)	1:07.51 (0:10.97)	0:56.54 (0:11.22)	0:45.32 (0:11.43)	0:33.89 (0:11.30)	0:22.59 (0:11.23)	0:33.89				
Rank	TAB Horse/Jockey	Barrier	Top Speed [km/h]	Fastest Section	Distance Travelled [m]							
11	15 SUNSET DREAMING Harry Coffey	16	65.9 600m	0:07.87 Overall	1:15.79 [11] (0:07.87)	1:07.92 [15] (0:11.31)	0:56.61 [16] (0:11.57)	0:45.04 [16] (0:11.44)	0:33.60 [16] (0:11.08)	0:22.52 [14] (0:11.15)	0:33.60	-4
12	9 TSARINA SOPHIA Damien Thornton	13	67.4 1200m	0:07.84 Overall	1:15.79 [12] (0:07.84)	1:07.95 [13] (0:11.05)	0:56.90 [12] (0:11.54)	0:45.36 [13] (0:11.46)	0:33.90 [13] (0:11.36)	0:22.54 [13] (0:11.13)	0:33.90	+2
13	13 MISSION OF LOVE Robbie Dolan	12	67.3 1200m	0:08.04 Overall	1:16.04 [13] (0:08.04)	1:08.00 [17] (0:11.08)	0:56.92 [15] (0:11.52)	0:45.40 [15] (0:11.47)	0:33.93 [15] (0:11.40)	0:22.53 [16] (0:11.16)	0:33.93	-5
14	6 EXTESSIVE Michael Rodd	14	66.4 400m	0:07.77 Overall	1:16.05 [14] (0:07.77)	1:08.28 [12] (0:11.30)	0:56.98 [13] (0:11.47)	0:45.51 [14] (0:11.52)	0:33.99 [14] (0:11.25)	0:22.74 [15] (0:11.10)	0:33.99	+4
15	5 SIZZLING GAL Mark Du Plessis	17	66.8 600m	0:07.92 Overall	1:16.40 [15] (0:07.92)	1:08.48 [16] (0:11.50)	0:56.98 [18] (0:11.41)	0:45.57 [17] (0:11.43)	0:34.14 [17] (0:11.27)	0:22.87 [18] (0:11.17)	0:34.14	+1
16	14 SHE MINE Sean Cormack	10	68.2 1200m	0:07.65 Overall	1:16.49 [16] (0:07.65)	1:08.84 [6] (0:10.79)	0:58.05 [5] (0:11.17)	0:46.88 [3] (0:11.35)	0:35.53 [3] (0:11.47)	0:24.06 [5] (0:11.77)	0:35.53	-2
17	8 MENARI MAGIC Georgina Cartwright	15	66.7 1200m	0:08.09 Overall	1:16.81 [17] (0:08.09)	1:08.72 [18] (0:11.22)	0:57.50 [17] (0:11.53)	0:45.97 [18] (0:11.43)	0:34.54 [18] (0:11.24)	0:23.30 [17] (0:11.31)	0:34.54	-4
18	19 SHOTGUN DIVA Michael Cahill	8	66.7 1200m	0:07.69 Overall	1:18.05 [18] (0:07.69)	1:10.36 [8] (0:11.12)	0:59.24 [9] (0:11.47)	0:47.77 [10] (0:11.42)	0:36.35 [11] (0:11.43)	0:24.92 [12] (0:11.79)	0:36.35	+1

Scratched: Glass Of Rose (#18)

[] Ranking at each section and finish
 -:-:- No data available at this section
 NA No data available

SCN Saddle cloth number
 DNF Did not finish
 DNT Did not track



Aquis Park Gold Coast QLD Professional
Race 8: MAGIC MILLIONS RISING STARS 3YO & 4YO Fillies & Mares
Class 4 Plate - 1300m
06 January 2024 - 17:13



Track Rating: Good 4, Weather: Overcast, Rail Position: True

Section				200m				Last 600m	
Field Times				0:11.36 (0:11.36)				0:33.89	
Rank	TAB	Horse/Jockey	Barrier	Top Speed [km/h]	Fastest Section	Margin			Distance Travelled [m]
1	11	JUNQUEIRA Craig Williams	7	67.8 400m	0:07.71 Overall	0:11.23 [4] (0:11.23)	1:14.76		0:33.38
2	17	CHILLI FILLY Tim Clark	2	66.3 1200m	0:07.43 Overall	0:11.62 [2] (0:11.62)	1.8L		0:33.94 -1
3	4	MAID TO FIT James Orman	5	67.0 1200m	0:07.40 Overall	0:11.72 [1] (0:11.72)	2L		0:33.96 -4
4	3	HEROIC MISS Cejay Graham	19	67.3 1200m	0:07.25 Overall	0:11.76 [5] (0:11.76)	3L		0:34.44 -7
5	12	LATAKIA Angela Jones	18	70.0 1200m	0:07.75 Overall	0:11.82 [3] (0:11.82)	3.2L		0:34.43 -3
6	10	ESSEFFNINETY Jamie Kah	1	65.9 1200m	0:07.52 Overall	0:11.73 [7] (0:11.73)	3.3L		0:34.03 -7
7	7	HELLAVADANCER Mark Zahra	6	67.1 1200m	0:07.42 Overall	0:11.82 [6] (0:11.82)	3.7L		0:34.29 -4
8	16	VEANDECHANCE Ben Thompson	9	66.8 400m	0:07.85 Overall	0:11.44 [9] (0:11.44)	3.8L		0:33.66 -5
9	1	EN POINTE Martin Harley	3	67.1 1200m	0:07.76 Overall	0:11.56 [8] (0:11.56)	4L		0:33.93 -7
10	2	FAIRWAY STAR Joshua Parr	4	65.6 400m	0:07.67 Overall	0:11.50 [11] (0:11.50)	5.5L		0:34.12 -3

Scratched: Glass Of Rose (#18)

[] Ranking at each section and finish
 -:-:- No data available at this section
 NA No data available

SCN Saddle cloth number
 DNF Did not finish
 DNT Did not track



Aquis Park Gold Coast QLD Professional
Race 8: MAGIC MILLIONS RISING STARS 3YO & 4YO Fillies & Mares
Class 4 Plate - 1300m
06 January 2024 - 17:13



Track Rating: Good 4, Weather: Overcast, Rail Position: True

Section				200m				Last 600m	
Field Times				0:11.36 (0:11.36)				0:33.89	
Rank	TAB	Horse/Jockey	Barrier	Top Speed [km/h]	Fastest Section	Margin			Distance Travelled [m]
11	15	SUNSET DREAMING Harry Coffey	16	65.9 600m	0:07.87 Overall (0:11.37)	5.6L		0:33.60	-4
12	9	TSARINA SOPHIA Damien Thornton	13	67.4 1200m	0:07.84 Overall (0:11.41)	5.7L		0:33.90	+2
13	13	MISSION OF LOVE Robbie Dolan	12	67.3 1200m	0:08.04 Overall (0:11.37)	7L		0:33.93	-5
14	6	EXTESSIVE Michael Rodd	14	66.4 400m	0:07.77 Overall (0:11.64)	7.1L		0:33.99	+4
15	5	SIZZLING GAL Mark Du Plessis	17	66.8 600m	0:07.92 Overall (0:11.70)	9.1L		0:34.14	+1
16	14	SHE MINE Sean Cormack	10	68.2 1200m	0:07.65 Overall (0:12.29)	9.6L		0:35.53	-2
17	8	MENARI MAGIC Georgina Cartwright	15	66.7 1200m	0:08.09 Overall (0:11.99)	11.4L		0:34.54	-4
18	19	SHOTGUN DIVA Michael Cahill	8	66.7 1200m	0:07.69 Overall (0:13.13)	18.7L		0:36.35	+1

Scratched: Glass Of Rose (#18)

[] Ranking at each section and finish
 -:-:- No data available at this section
 NA No data available

SCN Saddle cloth number
 DNF Did not finish
 DNT Did not track



Horse/Jockey Name	Junqueira
Final Rank	1
Fastest Section Time (Section)	0:07.71 (Overall)
Top Speed [km/h] (Section)	67.8 (400m)
Race State	Finished



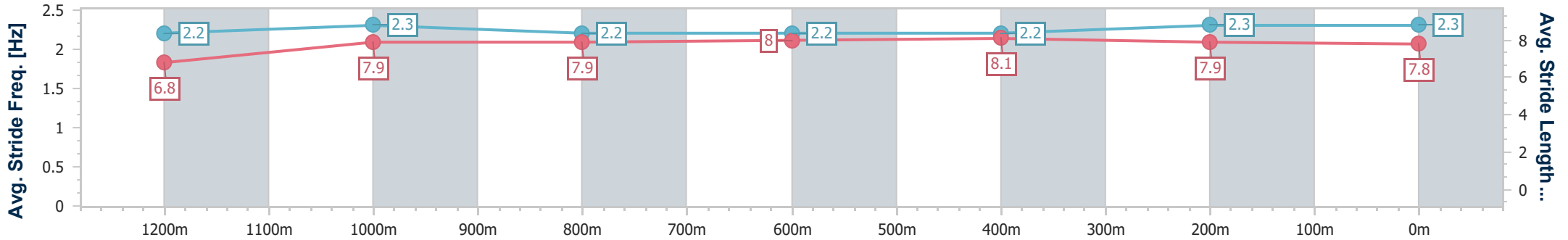
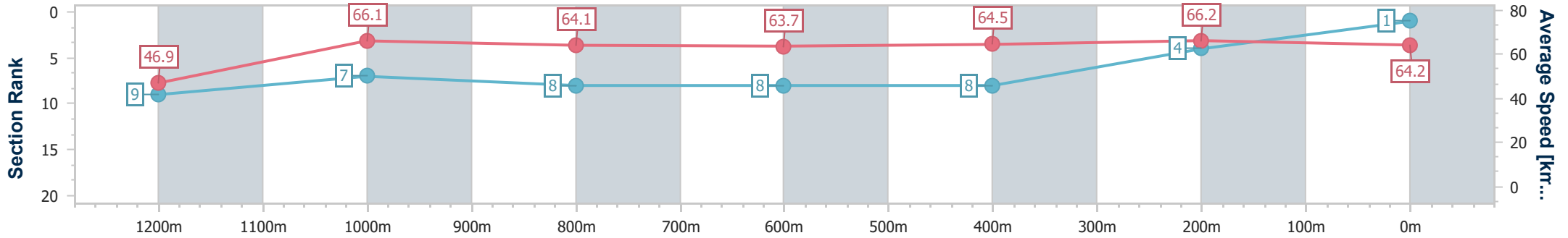
Aquis Park Gold Coast QLD Professional
 Race 8: MAGIC MILLIONS RISING STARS 3YO & 4YO Fillies & Mares Class 4 Plate - 1300m



06 January 2024 - 17:13

Track Rating: Good 4, Weather: Overcast, Rail Position: True

Section	Overall	1200m	1000m	800m	600m	400m	200m
Section Times	1:14.76 [1] (0:07.71)	1:07.05 [9] (0:10.89)	0:56.16 [7] (0:11.37)	0:44.79 [8] (0:11.41)	0:33.38 [8] (0:11.27)	0:22.11 [8] (0:10.88)	0:11.23 [4] (0:11.23)
Average Speed [km/h]	46.9	66.1	64.1	63.7	64.5	66.2	64.2
Top Speed [km/h]	63.4	66.9	65.7	64.8	65.8	67.8	66.5
Avg. Dist. to Rail [m]	6.8	2.7	2.4	2.7	1.2	2.0	2.7
Avg. Stride Freq. [Hz]	2.2	2.3	2.2	2.2	2.2	2.3	2.3
Avg. Stride Length [m]	6.8	7.9	7.9	8.0	8.1	7.9	7.8



- [] Ranking at each section and finish
- .-.- No data available at this section
- NA No data available



Horse/Jockey Name	Chilli Filly
Final Rank	2
Fastest Section Time (Section)	0:07.43 (Overall)
Top Speed [km/h] (Section)	66.3 (1200m)
Race State	Finished



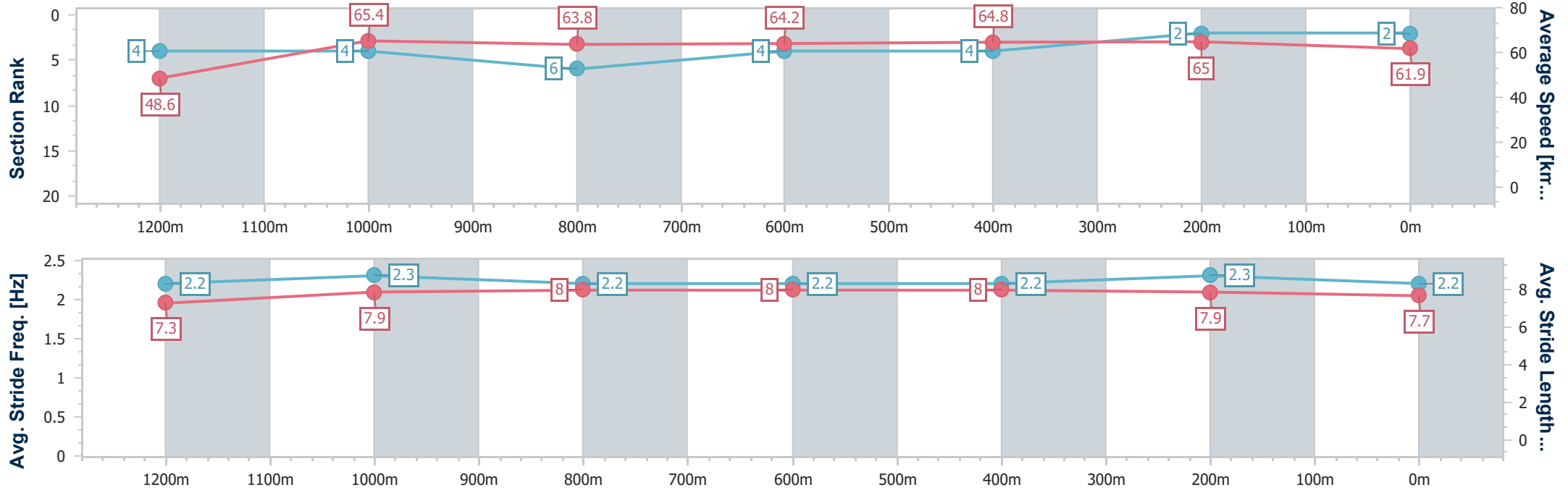
Aquis Park Gold Coast QLD Professional
 Race 8: MAGIC MILLIONS RISING STARS 3YO & 4YO Fillies & Mares Class 4 Plate - 1300m



06 January 2024 - 17:13

Track Rating: Good 4, Weather: Overcast, Rail Position: True

Section	Overall	1200m	1000m	800m	600m	400m	200m
Section Times	1:15.07 [2] (0:07.43)	1:07.64 [4] (0:10.99)	0:56.65 [4] (0:11.42)	0:45.23 [6] (0:11.29)	0:33.94 [4] (0:11.21)	0:22.73 [4] (0:11.11)	0:11.62 [2] (0:11.62)
Average Speed [km/h]	48.6	65.4	63.8	64.2	64.8	65.0	61.9
Top Speed [km/h]	62.7	66.3	65.3	65.1	66.0	66.3	65.3
Avg. Dist. to Rail [m]	2.2	1.7	1.8	2.7	1.1	4.0	5.9
Avg. Stride Freq. [Hz]	2.2	2.3	2.2	2.2	2.2	2.3	2.2
Avg. Stride Length [m]	7.3	7.9	8.0	8.0	8.0	7.9	7.7



- [] Ranking at each section and finish
- .-.- No data available at this section
- NA No data available



Horse/Jockey Name	Maid To Fit
Final Rank	3
Fastest Section Time (Section)	0:07.40 (Overall)
Top Speed [km/h] (Section)	67.0 (1200m)
Race State	Finished



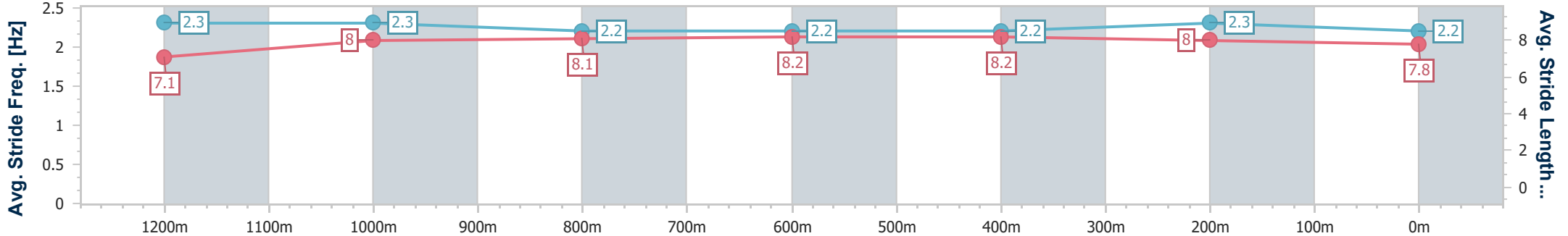
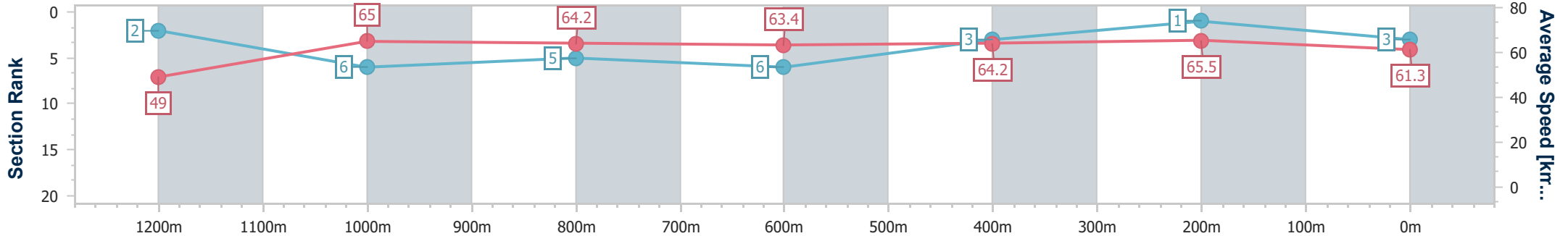
Aquis Park Gold Coast QLD Professional
 Race 8: MAGIC MILLIONS RISING STARS 3YO & 4YO Fillies & Mares Class 4 Plate - 1300m



06 January 2024 - 17:13

Track Rating: Good 4, Weather: Overcast, Rail Position: True

Section	Overall	1200m	1000m	800m	600m	400m	200m
Section Times	1:15.12 [3] (0:07.40)	1:07.72 [2] (0:11.06)	0:56.66 [6] (0:11.26)	0:45.40 [5] (0:11.44)	0:33.96 [6] (0:11.17)	0:22.79 [3] (0:11.07)	0:11.72 [1] (0:11.72)
Average Speed [km/h]	49.0	65.0	64.2	63.4	64.2	65.5	61.3
Top Speed [km/h]	63.2	67.0	64.5	64.8	65.0	66.5	63.9
Avg. Dist. to Rail [m]	5.7	1.7	1.2	1.6	0.4	2.9	3.4
Avg. Stride Freq. [Hz]	2.3	2.3	2.2	2.2	2.2	2.3	2.2
Avg. Stride Length [m]	7.1	8.0	8.1	8.2	8.2	8.0	7.8



- [] Ranking at each section and finish
- .-.- No data available at this section
- NA No data available



Horse/Jockey Name	Heroic Miss
Final Rank	4
Fastest Section Time (Section)	0:07.25 (Overall)
Top Speed [km/h] (Section)	67.3 (1200m)
Race State	Finished



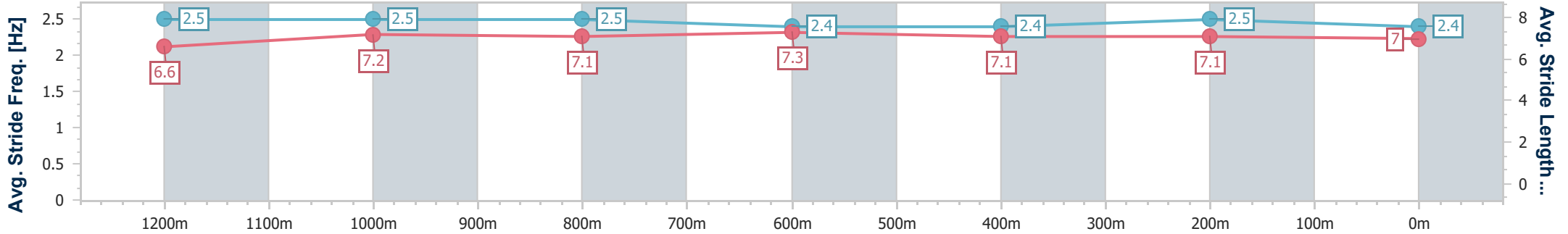
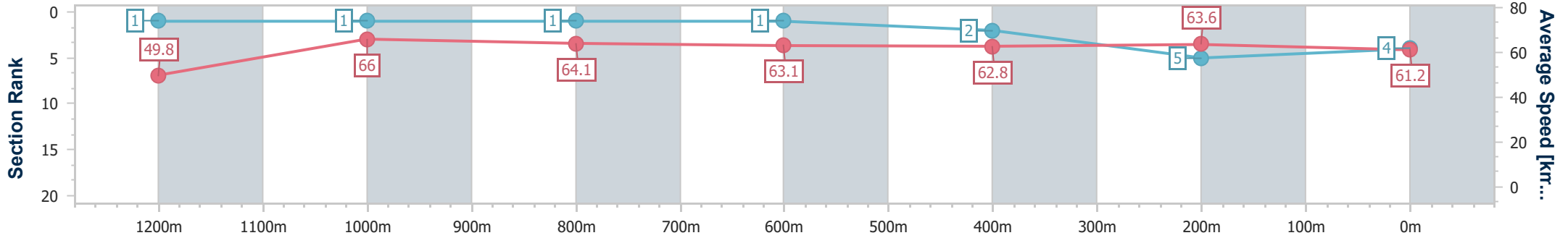
Aquis Park Gold Coast QLD Professional
 Race 8: MAGIC MILLIONS RISING STARS 3YO & 4YO Fillies & Mares Class 4 Plate - 1300m



06 January 2024 - 17:13

Track Rating: Good 4, Weather: Overcast, Rail Position: True

Section	Overall	1200m	1000m	800m	600m	400m	200m
Section Times	1:15.31 [4] (0:07.25)	1:08.06 [1] (0:10.97)	0:57.09 [1] (0:11.22)	0:45.87 [1] (0:11.43)	0:34.44 [1] (0:11.34)	0:23.10 [2] (0:11.34)	0:11.76 [5] (0:11.76)
Average Speed [km/h]	49.8	66.0	64.1	63.1	62.8	63.6	61.2
Top Speed [km/h]	65.0	67.3	65.6	65.5	63.7	64.2	63.3
Avg. Dist. to Rail [m]	16.4	3.3	0.5	0.5	1.1	0.2	0.8
Avg. Stride Freq. [Hz]	2.5	2.5	2.5	2.4	2.4	2.5	2.4
Avg. Stride Length [m]	6.6	7.2	7.1	7.3	7.1	7.1	7.0



- [] Ranking at each section and finish
- .-.- No data available at this section
- NA No data available



Horse/Jockey Name	Latakia
Final Rank	5
Fastest Section Time (Section)	0:07.75 (Overall)
Top Speed [km/h] (Section)	70.0 (1200m)
Race State	Finished



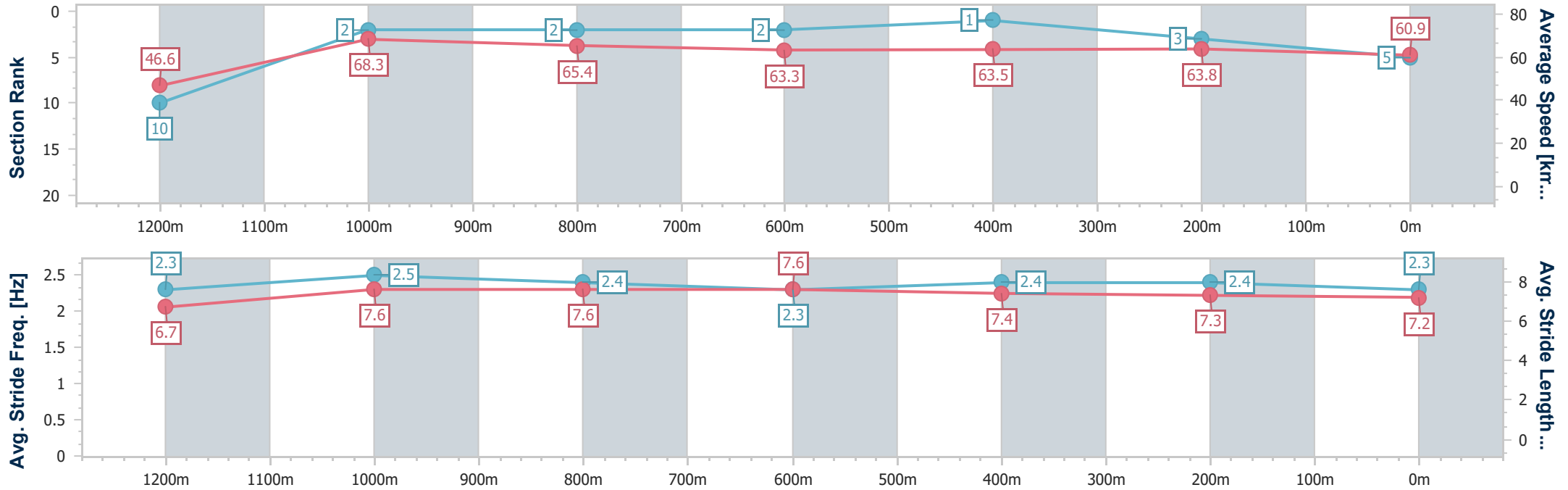
Aquis Park Gold Coast QLD Professional
 Race 8: MAGIC MILLIONS RISING STARS 3YO & 4YO Fillies & Mares Class 4 Plate - 1300m



06 January 2024 - 17:13

Track Rating: Good 4, Weather: Overcast, Rail Position: True

Section	Overall	1200m	1000m	800m	600m	400m	200m
Section Times	1:15.33 [5] (0:07.75)	1:07.58 [10] (0:10.52)	0:57.06 [2] (0:11.23)	0:45.83 [2] (0:11.40)	0:34.43 [2] (0:11.27)	0:23.16 [1] (0:11.34)	0:11.82 [3] (0:11.82)
Average Speed [km/h]	46.6	68.3	65.4	63.3	63.5	63.8	60.9
Top Speed [km/h]	64.6	70.0	68.0	64.1	64.6	65.3	62.8
Avg. Dist. to Rail [m]	17.3	10.1	3.3	1.0	0.7	2.8	4.9
Avg. Stride Freq. [Hz]	2.3	2.5	2.4	2.3	2.4	2.4	2.3
Avg. Stride Length [m]	6.7	7.6	7.6	7.6	7.4	7.3	7.2



- [] Ranking at each section and finish
- .-.- No data available at this section
- NA No data available



Horse/Jockey Name	Essefninety
Final Rank	6
Fastest Section Time (Section)	0:07.52 (Overall)
Top Speed [km/h] (Section)	65.9 (1200m)
Race State	Finished



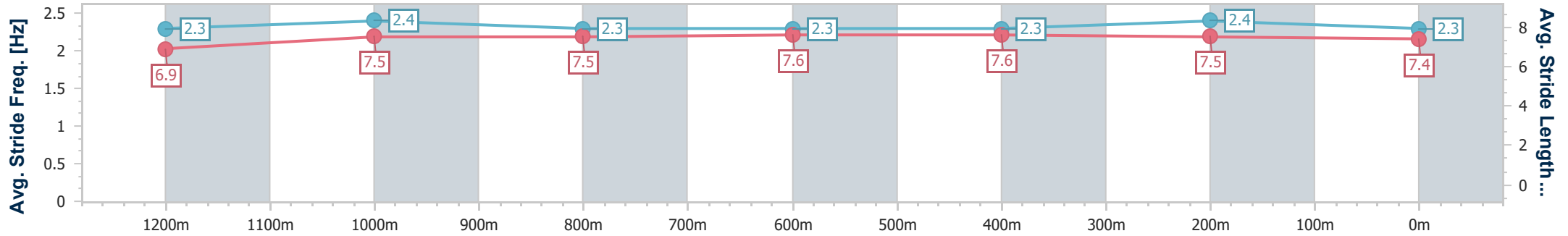
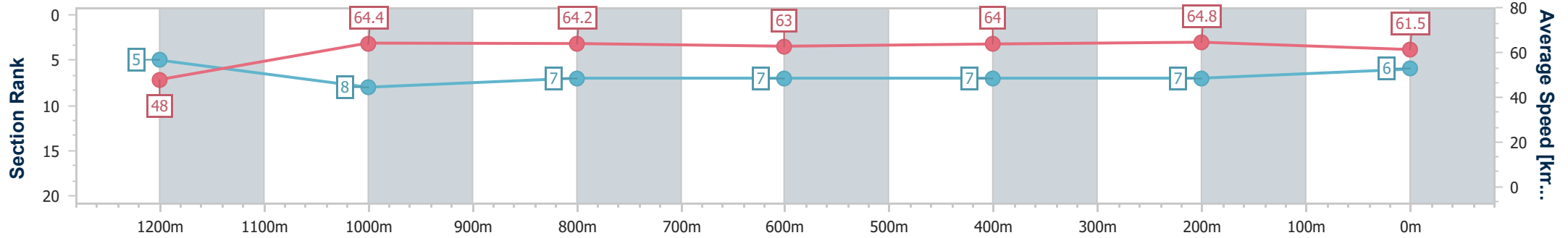
Aquis Park Gold Coast QLD Professional
 Race 8: MAGIC MILLIONS RISING STARS 3YO & 4YO Fillies & Mares Class 4 Plate - 1300m



06 January 2024 - 17:13

Track Rating: Good 4, Weather: Overcast, Rail Position: True

Section	Overall	1200m	1000m	800m	600m	400m	200m
Section Times	1:15.36 [6] (0:07.52)	1:07.84 [5] (0:11.15)	0:56.69 [8] (0:11.25)	0:45.44 [7] (0:11.41)	0:34.03 [7] (0:11.22)	0:22.81 [7] (0:11.08)	0:11.73 [7] (0:11.73)
Average Speed [km/h]	48.0	64.4	64.2	63.0	64.0	64.8	61.5
Top Speed [km/h]	62.8	65.9	65.3	64.5	65.4	65.5	63.8
Avg. Dist. to Rail [m]	1.2	0.5	0.5	0.5	0.9	0.4	1.6
Avg. Stride Freq. [Hz]	2.3	2.4	2.3	2.3	2.3	2.4	2.3
Avg. Stride Length [m]	6.9	7.5	7.5	7.6	7.6	7.5	7.4



- [] Ranking at each section and finish
- .-.- No data available at this section
- NA No data available



Horse/Jockey Name	Hellavadancer
Final Rank	7
Fastest Section Time (Section)	0:07.42 (Overall)
Top Speed [km/h] (Section)	67.1 (1200m)
Race State	Finished



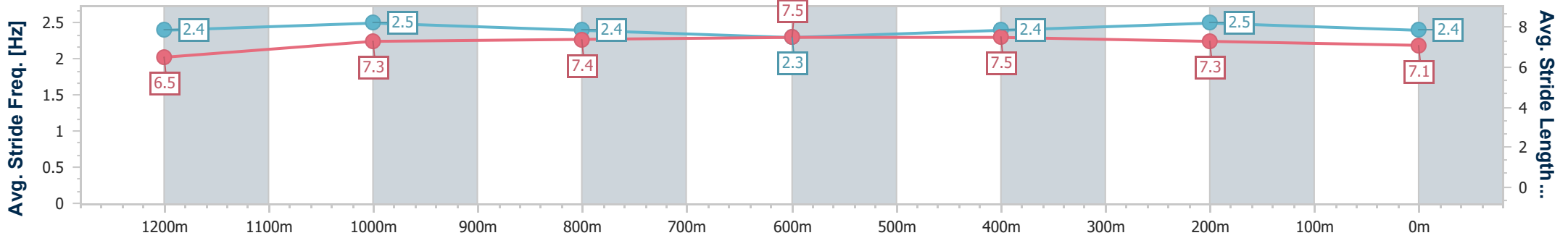
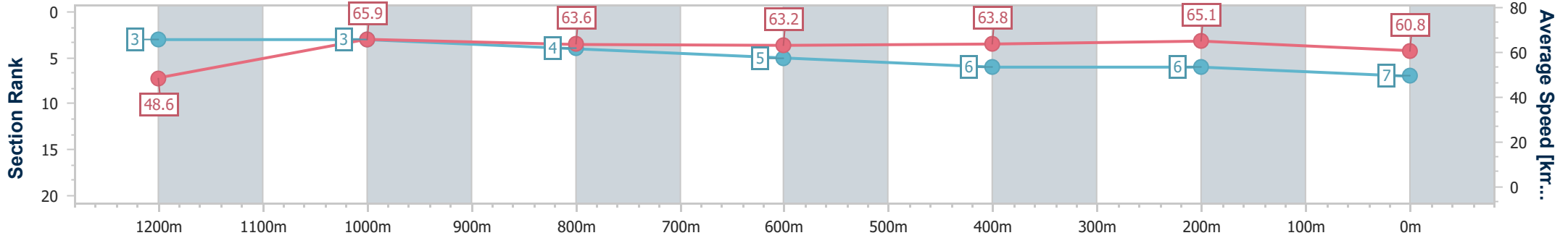
Aquis Park Gold Coast QLD Professional
Race 8: MAGIC MILLIONS RISING STARS 3YO & 4YO Fillies & Mares Class 4 Plate - 1300m



06 January 2024 - 17:13

Track Rating: Good 4, Weather: Overcast, Rail Position: True

Section	Overall	1200m	1000m	800m	600m	400m	200m
Section Times	1:15.44 [7] (0:07.42)	1:08.02 [3] (0:10.90)	0:57.12 [3] (0:11.35)	0:45.77 [4] (0:11.48)	0:34.29 [5] (0:11.34)	0:22.95 [6] (0:11.13)	0:11.82 [6] (0:11.82)
Average Speed [km/h]	48.6	65.9	63.6	63.2	63.8	65.1	60.8
Top Speed [km/h]	63.9	67.1	64.9	63.8	64.9	66.3	63.3
Avg. Dist. to Rail [m]	6.0	2.1	0.6	1.3	1.4	3.6	5.5
Avg. Stride Freq. [Hz]	2.4	2.5	2.4	2.3	2.4	2.5	2.4
Avg. Stride Length [m]	6.5	7.3	7.4	7.5	7.5	7.3	7.1



- [] Ranking at each section and finish
- .-.- No data available at this section
- NA No data available



Horse/Jockey Name	Veandechance
Final Rank	8
Fastest Section Time (Section)	0:07.85 (Overall)
Top Speed [km/h] (Section)	66.8 (400m)
Race State	Finished



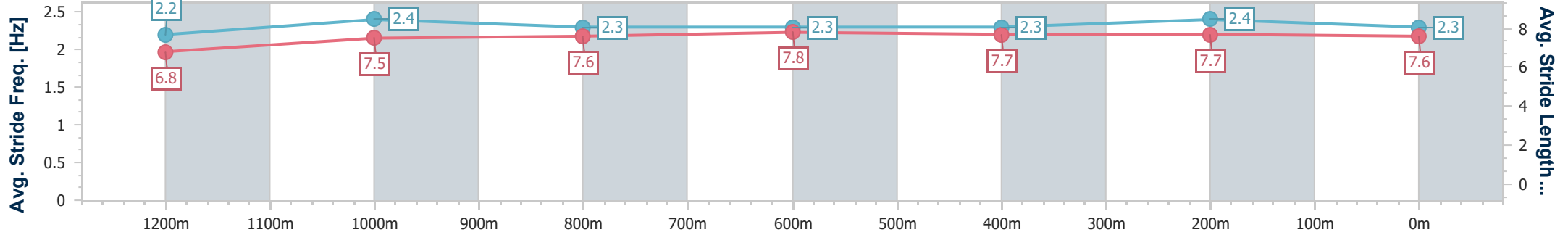
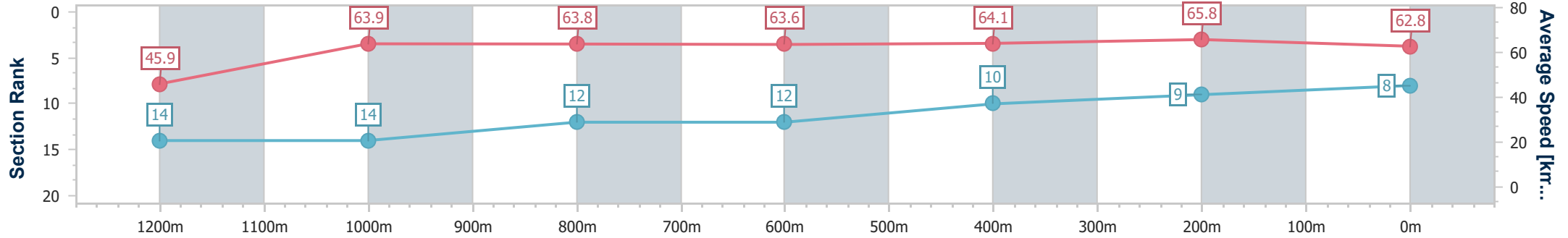
Aquis Park Gold Coast QLD Professional
Race 8: MAGIC MILLIONS RISING STARS 3YO & 4YO Fillies & Mares Class 4 Plate - 1300m



06 January 2024 - 17:13

Track Rating: Good 4, Weather: Overcast, Rail Position: True

Section	Overall	1200m	1000m	800m	600m	400m	200m
Section Times	1:15.45 [8] (0:07.85)	1:07.60 [14] (0:11.23)	0:56.37 [14] (0:11.34)	0:45.03 [12] (0:11.37)	0:33.66 [12] (0:11.24)	0:22.42 [10] (0:10.98)	0:11.44 [9] (0:11.44)
Average Speed [km/h]	45.9	63.9	63.8	63.6	64.1	65.8	62.8
Top Speed [km/h]	58.8	65.7	65.0	64.6	65.7	66.8	64.9
Avg. Dist. to Rail [m]	8.9	2.1	0.9	0.9	0.4	1.2	5.2
Avg. Stride Freq. [Hz]	2.2	2.4	2.3	2.3	2.3	2.4	2.3
Avg. Stride Length [m]	6.8	7.5	7.6	7.8	7.7	7.7	7.6



- [] Ranking at each section and finish
- .-.- No data available at this section
- NA No data available



Horse/Jockey Name	En Pointe
Final Rank	9
Fastest Section Time (Section)	0:07.76 (Overall)
Top Speed [km/h] (Section)	67.1 (1200m)
Race State	Finished



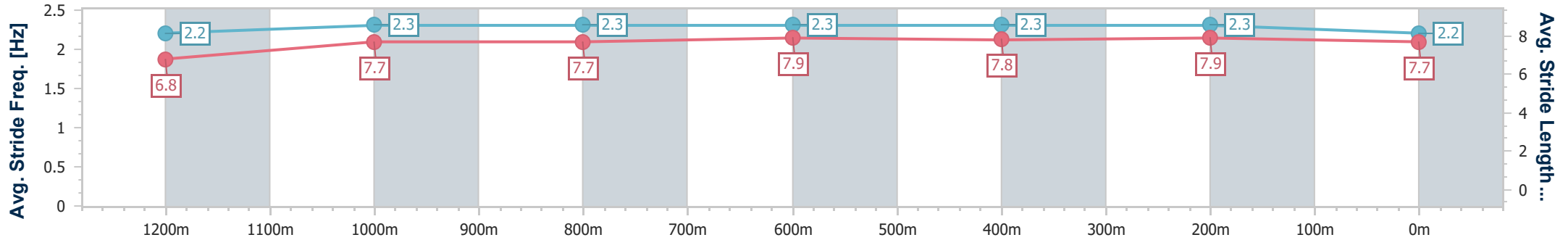
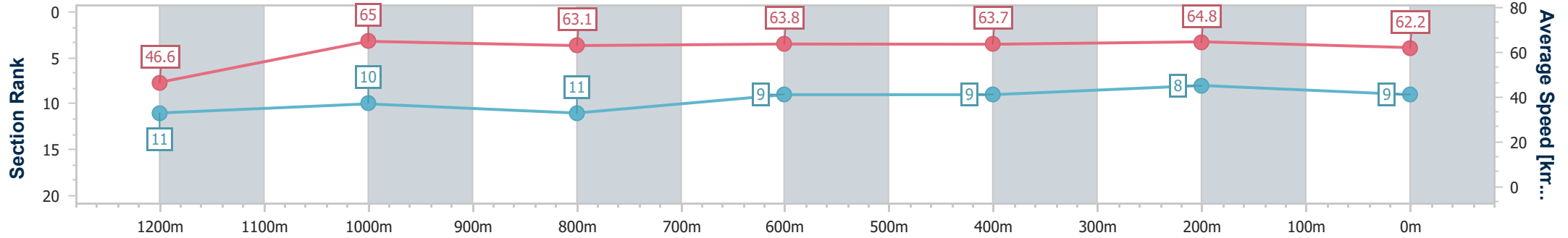
Aquis Park Gold Coast QLD Professional
 Race 8: MAGIC MILLIONS RISING STARS 3YO & 4YO Fillies & Mares Class 4 Plate - 1300m



06 January 2024 - 17:13

Track Rating: Good 4, Weather: Overcast, Rail Position: True

Section	Overall	1200m	1000m	800m	600m	400m	200m
Section Times	1:15.49 [9] (0:07.76)	1:07.73 [11] (0:11.07)	0:56.66 [10] (0:11.46)	0:45.20 [11] (0:11.27)	0:33.93 [9] (0:11.21)	0:22.72 [9] (0:11.16)	0:11.56 [8] (0:11.56)
Average Speed [km/h]	46.6	65.0	63.1	63.8	63.7	64.8	62.2
Top Speed [km/h]	63.8	67.1	64.9	65.1	65.3	66.2	64.5
Avg. Dist. to Rail [m]	2.2	0.9	0.7	0.4	1.1	0.6	2.5
Avg. Stride Freq. [Hz]	2.2	2.3	2.3	2.3	2.3	2.3	2.2
Avg. Stride Length [m]	6.8	7.7	7.7	7.9	7.8	7.9	7.7



- [] Ranking at each section and finish
- .-.- No data available at this section
- NA No data available



Horse/Jockey Name	Fairway Star
Final Rank	10
Fastest Section Time (Section)	0:07.67 (Overall)
Top Speed [km/h] (Section)	65.6 (400m)
Race State	Finished



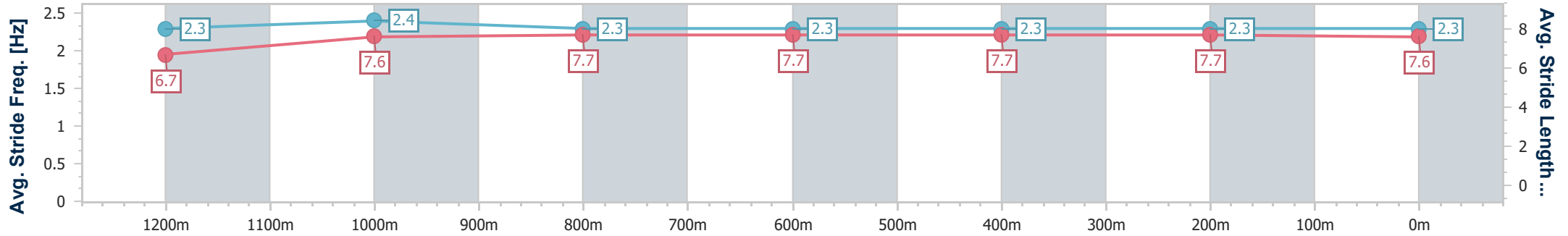
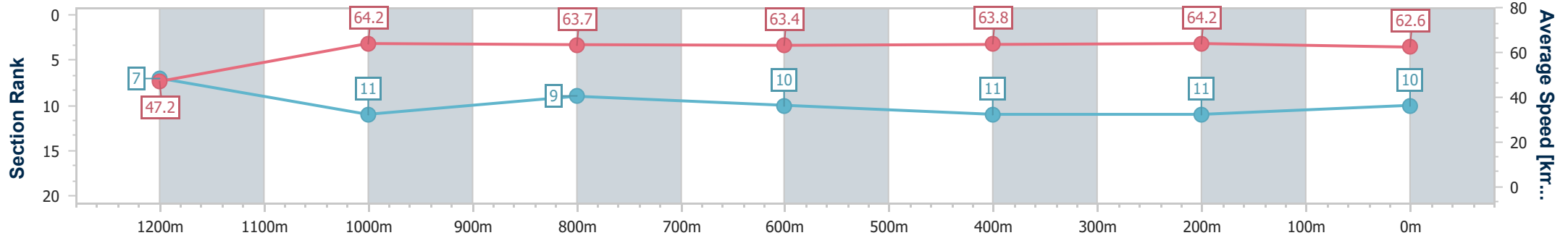
Aquis Park Gold Coast QLD Professional
 Race 8: MAGIC MILLIONS RISING STARS 3YO & 4YO Fillies & Mares Class 4 Plate - 1300m



06 January 2024 - 17:13

Track Rating: Good 4, Weather: Overcast, Rail Position: True

Section	Overall	1200m	1000m	800m	600m	400m	200m
Section Times	1:15.79 [10] (0:07.67)	1:08.12 [7] (0:11.22)	0:56.90 [11] (0:11.36)	0:45.54 [9] (0:11.42)	0:34.12 [10] (0:11.37)	0:22.75 [11] (0:11.25)	0:11.50 [11] (0:11.50)
Average Speed [km/h]	47.2	64.2	63.7	63.4	63.8	64.2	62.6
Top Speed [km/h]	59.9	65.3	64.9	64.1	64.7	65.6	64.0
Avg. Dist. to Rail [m]	4.0	2.1	1.1	1.6	0.8	3.2	5.2
Avg. Stride Freq. [Hz]	2.3	2.4	2.3	2.3	2.3	2.3	2.3
Avg. Stride Length [m]	6.7	7.6	7.7	7.7	7.7	7.7	7.6



- [] Ranking at each section and finish
- .-.- No data available at this section
- NA No data available



Horse/Jockey Name	Sunset Dreaming
Final Rank	11
Fastest Section Time (Section)	0:07.87 (Overall)
Top Speed [km/h] (Section)	65.9 (600m)
Race State	Finished



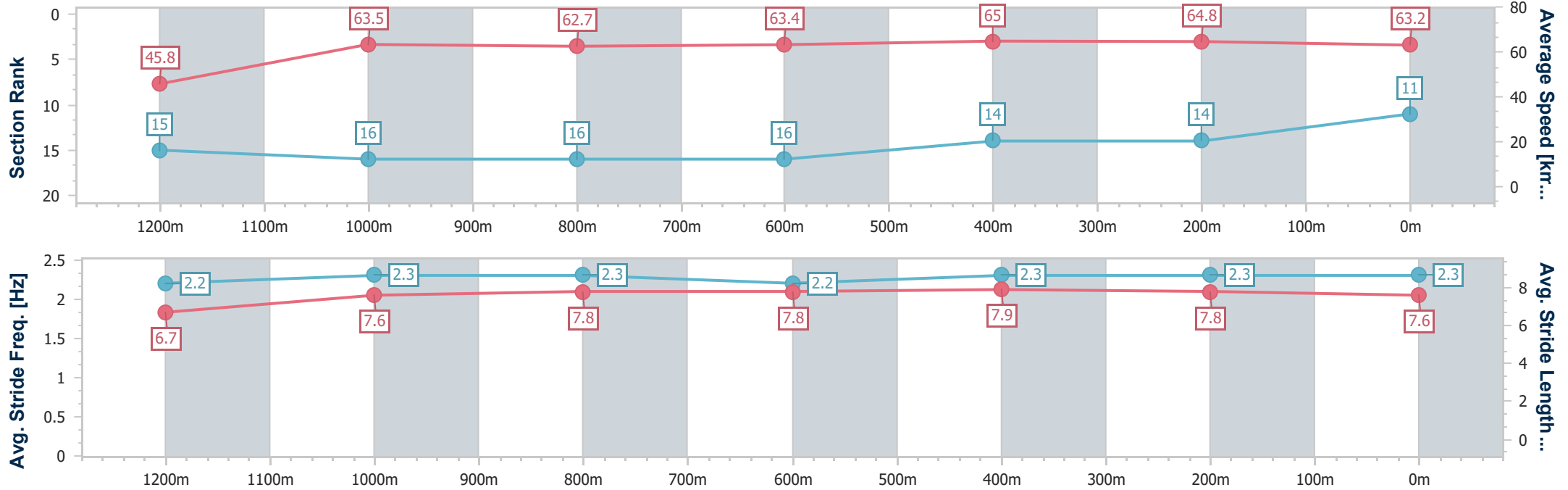
Aquis Park Gold Coast QLD Professional
 Race 8: MAGIC MILLIONS RISING STARS 3YO & 4YO Fillies & Mares Class 4 Plate - 1300m



06 January 2024 - 17:13

Track Rating: Good 4, Weather: Overcast, Rail Position: True

Section	Overall	1200m	1000m	800m	600m	400m	200m
Section Times	1:15.79 [11] (0:07.87)	1:07.92 [15] (0:11.31)	0:56.61 [16] (0:11.57)	0:45.04 [16] (0:11.44)	0:33.60 [16] (0:11.08)	0:22.52 [14] (0:11.15)	0:11.37 [14]
Average Speed [km/h]	45.8	63.5	62.7	63.4	65.0	64.8	63.2
Top Speed [km/h]	59.7	65.6	65.2	64.5	65.9	65.4	65.4
Avg. Dist. to Rail [m]	13.6	4.5	1.5	1.2	0.5	2.3	1.5
Avg. Stride Freq. [Hz]	2.2	2.3	2.3	2.2	2.3	2.3	2.3
Avg. Stride Length [m]	6.7	7.6	7.8	7.8	7.9	7.8	7.6



- [] Ranking at each section and finish
- .-.- No data available at this section
- NA No data available



Horse/Jockey Name	Tsarina Sophia
Final Rank	12
Fastest Section Time (Section)	0:07.84 (Overall)
Top Speed [km/h] (Section)	67.4 (1200m)
Race State	Finished



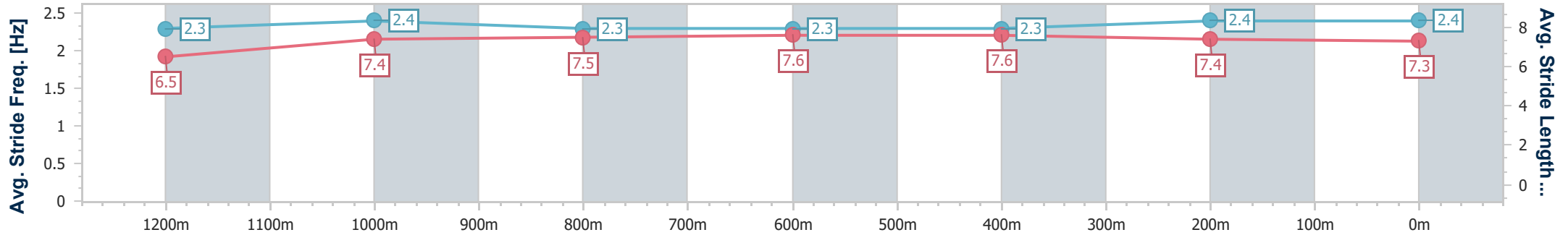
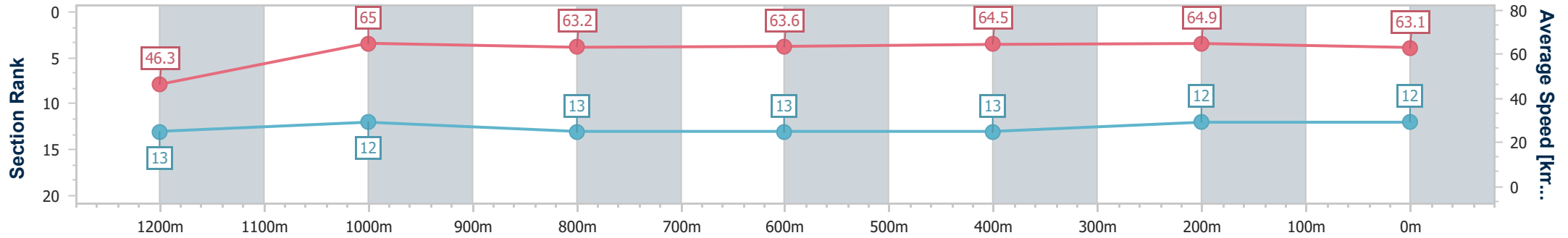
Aquis Park Gold Coast QLD Professional
 Race 8: MAGIC MILLIONS RISING STARS 3YO & 4YO Fillies & Mares Class 4 Plate - 1300m



06 January 2024 - 17:13

Track Rating: Good 4, Weather: Overcast, Rail Position: True

Section	Overall	1200m	1000m	800m	600m	400m	200m
Section Times	1:15.79 [12] (0:07.84)	1:07.95 [13] (0:11.05)	0:56.90 [12] (0:11.54)	0:45.36 [13] (0:11.46)	0:33.90 [13] (0:11.36)	0:22.54 [13] (0:11.13)	0:11.41 [12] (0:11.41)
Average Speed [km/h]	46.3	65.0	63.2	63.6	64.5	64.9	63.1
Top Speed [km/h]	59.9	67.4	64.6	64.6	65.7	66.4	66.2
Avg. Dist. to Rail [m]	11.3	3.4	2.4	3.3	2.4	4.9	8.1
Avg. Stride Freq. [Hz]	2.3	2.4	2.3	2.3	2.3	2.4	2.4
Avg. Stride Length [m]	6.5	7.4	7.5	7.6	7.6	7.4	7.3



- [] Ranking at each section and finish
- .-.- No data available at this section
- NA No data available



Horse/Jockey Name	Mission Of Love
Final Rank	13
Fastest Section Time (Section)	0:08.04 (Overall)
Top Speed [km/h] (Section)	67.3 (1200m)
Race State	Finished



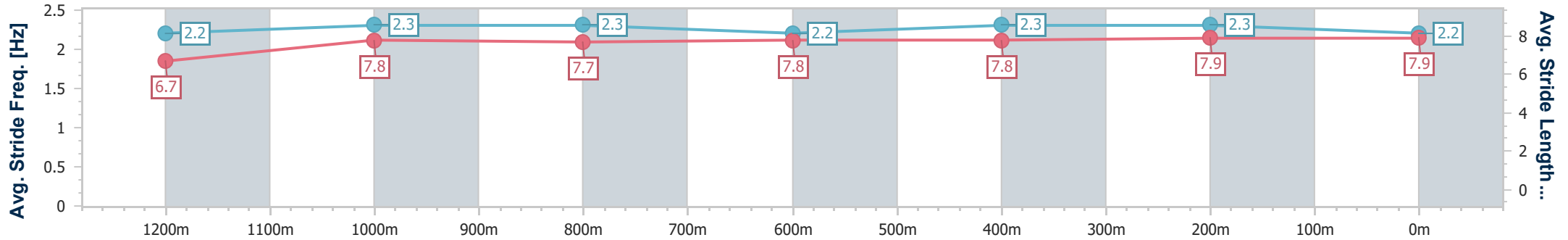
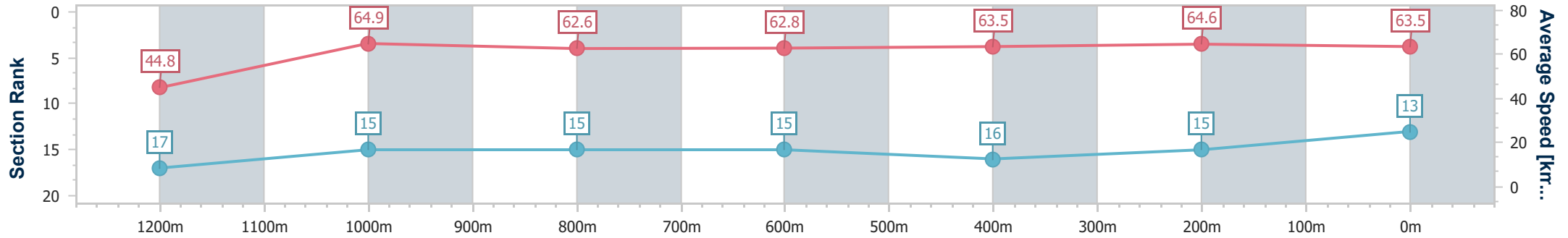
Aquis Park Gold Coast QLD Professional
 Race 8: MAGIC MILLIONS RISING STARS 3YO & 4YO Fillies & Mares Class 4 Plate - 1300m



06 January 2024 - 17:13

Track Rating: Good 4, Weather: Overcast, Rail Position: True

Section	Overall	1200m	1000m	800m	600m	400m	200m
Section Times	1:16.04 [13] (0:08.04)	1:08.00 [17] (0:11.08)	0:56.92 [15] (0:11.52)	0:45.40 [15] (0:11.47)	0:33.93 [15] (0:11.40)	0:22.53 [16] (0:11.16)	0:11.37 [15] (0:11.37)
Average Speed [km/h]	44.8	64.9	62.6	62.8	63.5	64.6	63.5
Top Speed [km/h]	61.7	67.3	64.2	63.9	64.8	65.6	64.8
Avg. Dist. to Rail [m]	10.0	1.3	0.5	0.4	1.2	2.7	1.9
Avg. Stride Freq. [Hz]	2.2	2.3	2.3	2.2	2.3	2.3	2.2
Avg. Stride Length [m]	6.7	7.8	7.7	7.8	7.8	7.9	7.9



- [] Ranking at each section and finish
- .-.- No data available at this section
- NA No data available



Horse/Jockey Name	Extensive
Final Rank	14
Fastest Section Time (Section)	0:07.77 (Overall)
Top Speed [km/h] (Section)	66.4 (400m)
Race State	Finished



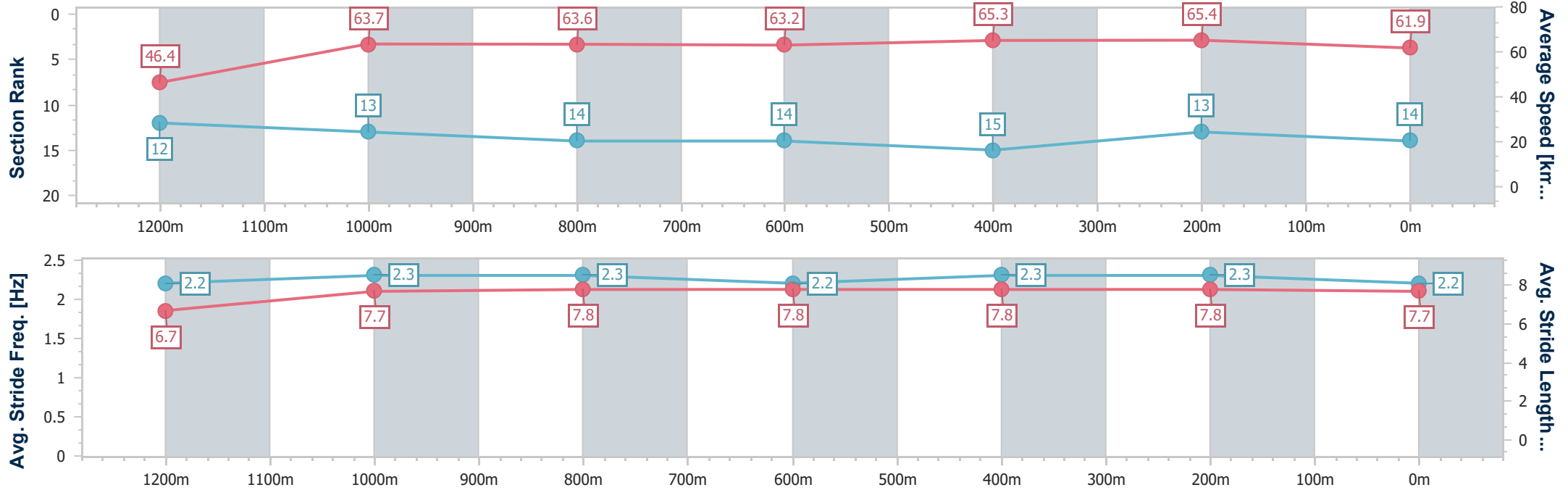
Aquis Park Gold Coast QLD Professional
 Race 8: MAGIC MILLIONS RISING STARS 3YO & 4YO Fillies & Mares Class 4 Plate - 1300m



06 January 2024 - 17:13

Track Rating: Good 4, Weather: Overcast, Rail Position: True

Section	Overall	1200m	1000m	800m	600m	400m	200m
Section Times	1:16.05 [14] (0:07.77)	1:08.28 [12] (0:11.30)	0:56.98 [13] (0:11.47)	0:45.51 [14] (0:11.52)	0:33.99 [14] (0:11.25)	0:22.74 [15] (0:11.10)	0:11.64 [13] (0:11.64)
Average Speed [km/h]	46.4	63.7	63.6	63.2	65.3	65.4	61.9
Top Speed [km/h]	59.6	65.1	65.0	64.2	66.3	66.4	64.3
Avg. Dist. to Rail [m]	11.6	4.6	2.6	3.3	3.4	8.1	10.0
Avg. Stride Freq. [Hz]	2.2	2.3	2.3	2.2	2.3	2.3	2.2
Avg. Stride Length [m]	6.7	7.7	7.8	7.8	7.8	7.8	7.7



- [] Ranking at each section and finish
- .-.- No data available at this section
- NA No data available



Horse/Jockey Name	Sizzling Gal
Final Rank	15
Fastest Section Time (Section)	0:07.92 (Overall)
Top Speed [km/h] (Section)	66.8 (600m)
Race State	Finished



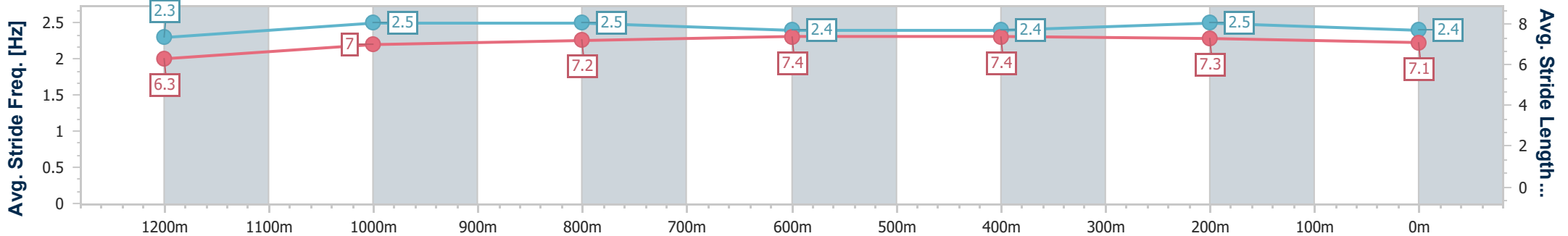
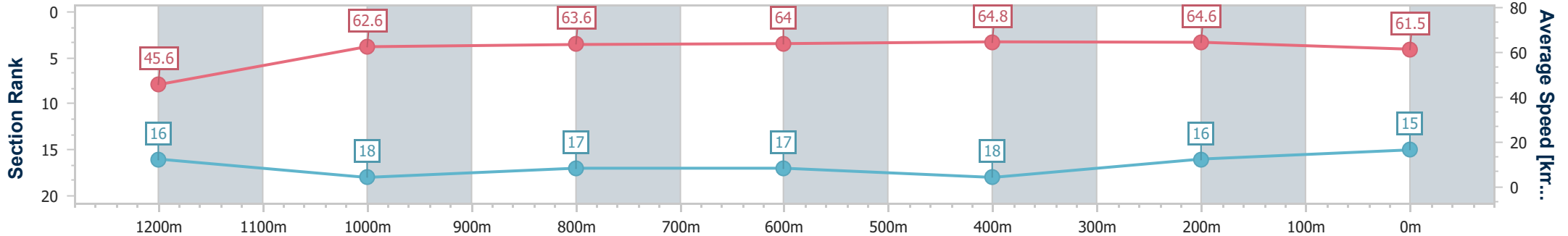
Aquis Park Gold Coast QLD Professional
 Race 8: MAGIC MILLIONS RISING STARS 3YO & 4YO Fillies & Mares Class 4 Plate - 1300m



06 January 2024 - 17:13

Track Rating: Good 4, Weather: Overcast, Rail Position: True

Section	Overall	1200m	1000m	800m	600m	400m	200m
Section Times	1:16.40 [15] (0:07.92)	1:08.48 [16] (0:11.50)	0:56.98 [18] (0:11.41)	0:45.57 [17] (0:11.43)	0:34.14 [17] (0:11.27)	0:22.87 [18] (0:11.17)	0:11.70 [16] (0:11.70)
Average Speed [km/h]	45.6	62.6	63.6	64.0	64.8	64.6	61.5
Top Speed [km/h]	57.5	66.3	64.6	65.2	66.8	65.3	64.0
Avg. Dist. to Rail [m]	14.2	3.6	1.6	3.2	2.6	3.1	2.7
Avg. Stride Freq. [Hz]	2.3	2.5	2.5	2.4	2.4	2.5	2.4
Avg. Stride Length [m]	6.3	7.0	7.2	7.4	7.4	7.3	7.1



- [] Ranking at each section and finish
- .-.- No data available at this section
- NA No data available



Horse/Jockey Name	She Mine
Final Rank	16
Fastest Section Time (Section)	0:07.65 (Overall)
Top Speed [km/h] (Section)	68.2 (1200m)
Race State	Finished



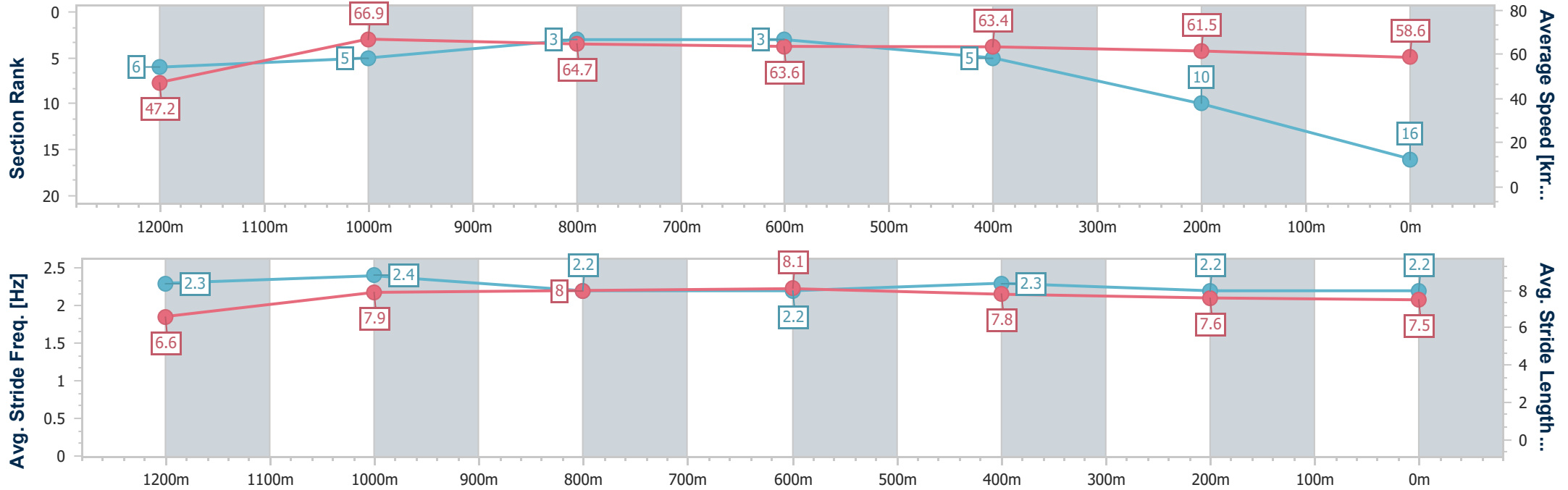
Aquis Park Gold Coast QLD Professional
Race 8: MAGIC MILLIONS RISING STARS 3YO & 4YO Fillies & Mares Class 4 Plate - 1300m



06 January 2024 - 17:13

Track Rating: Good 4, Weather: Overcast, Rail Position: True

Section	Overall	1200m	1000m	800m	600m	400m	200m
Section Times	1:16.49 [16] (0:07.65)	1:08.84 [6] (0:10.79)	0:58.05 [5] (0:11.17)	0:46.88 [3] (0:11.35)	0:35.53 [3] (0:11.47)	0:24.06 [5] (0:11.77)	0:12.29 [10] (0:12.29)
Average Speed [km/h]	47.2	66.9	64.7	63.6	63.4	61.5	58.6
Top Speed [km/h]	63.1	68.2	65.7	64.9	64.1	62.6	60.3
Avg. Dist. to Rail [m]	9.6	4.1	0.9	1.4	1.3	4.2	5.4
Avg. Stride Freq. [Hz]	2.3	2.4	2.2	2.2	2.3	2.2	2.2
Avg. Stride Length [m]	6.6	7.9	8.0	8.1	7.8	7.6	7.5



- [] Ranking at each section and finish
- .-.- No data available at this section
- NA No data available



Horse/Jockey Name	Menari Magic
Final Rank	17
Fastest Section Time (Section)	0:08.09 (Overall)
Top Speed [km/h] (Section)	66.7 (1200m)
Race State	Finished

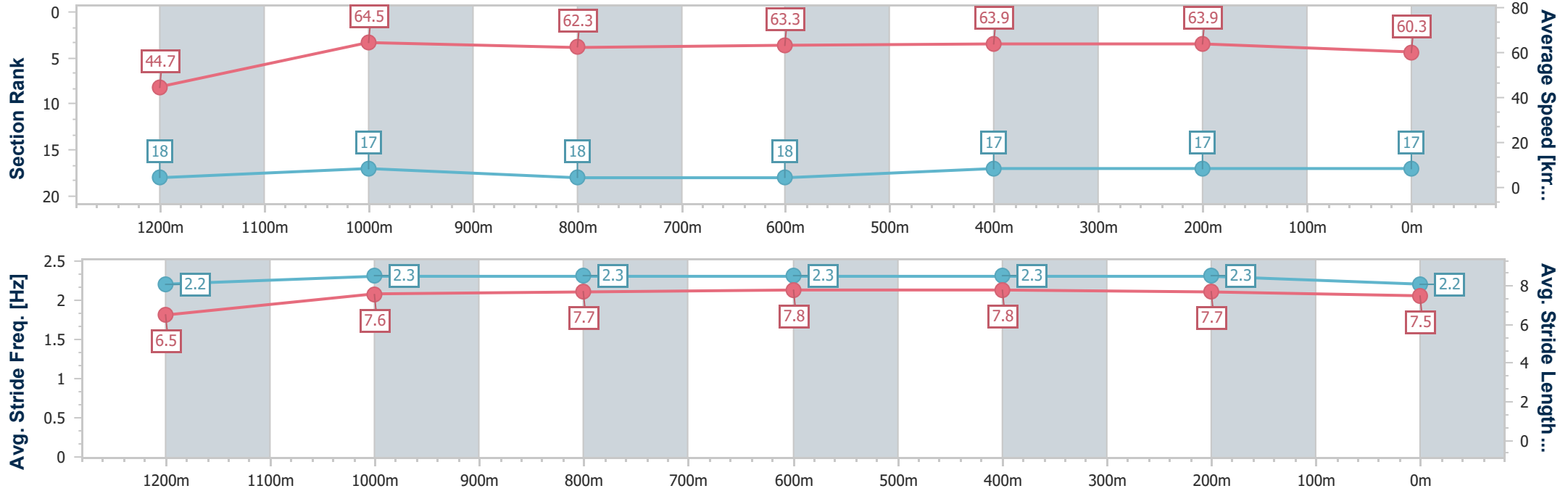


Aquis Park Gold Coast QLD Professional
 Race 8: MAGIC MILLIONS RISING STARS 3YO & 4YO Fillies & Mares Class 4 Plate - 1300m
 AQUIS PARK
 HOME OF THE GOLD COAST
 TURF CLUB & SPORT CENTRE

06 January 2024 - 17:13

Track Rating: Good 4, Weather: Overcast, Rail Position: True

Section	Overall	1200m	1000m	800m	600m	400m	200m
Section Times	1:16.81 [17] (0:08.09)	1:08.72 [18] (0:11.22)	0:57.50 [17] (0:11.53)	0:45.97 [18] (0:11.43)	0:34.54 [18] (0:11.24)	0:23.30 [17] (0:11.31)	0:11.99 [17] (0:11.99)
Average Speed [km/h]	44.7	64.5	62.3	63.3	63.9	63.9	60.3
Top Speed [km/h]	58.9	66.7	64.7	64.7	65.3	65.4	62.5
Avg. Dist. to Rail [m]	12.8	1.4	0.6	0.6	0.6	2.6	2.9
Avg. Stride Freq. [Hz]	2.2	2.3	2.3	2.3	2.3	2.3	2.2
Avg. Stride Length [m]	6.5	7.6	7.7	7.8	7.8	7.7	7.5



- [] Ranking at each section and finish
- .-.- No data available at this section
- NA No data available



Horse/Jockey Name	Shotgun Diva
Final Rank	18
Fastest Section Time (Section)	0:07.69 (Overall)
Top Speed [km/h] (Section)	66.7 (1200m)
Race State	Finished



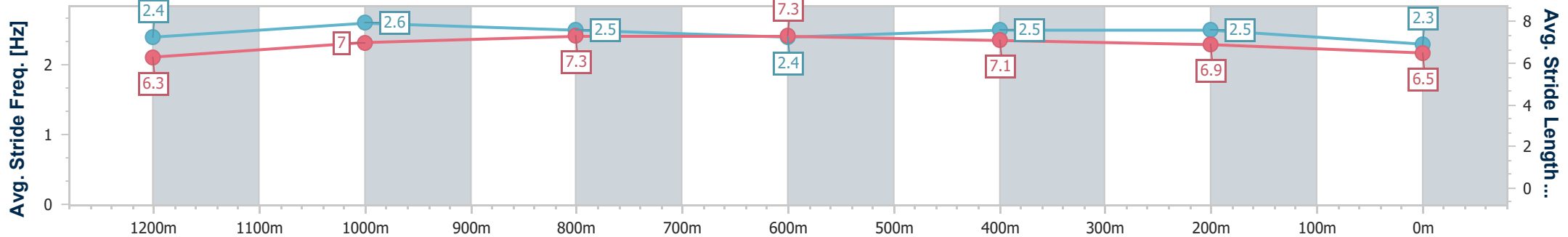
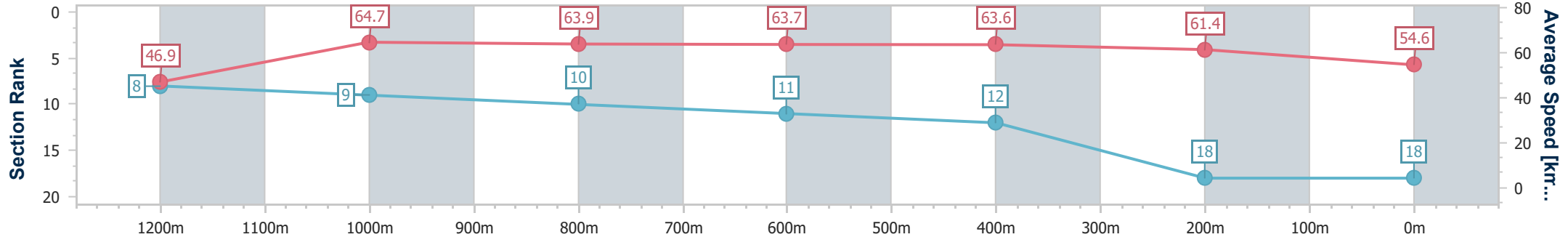
Aquis Park Gold Coast QLD Professional
 Race 8: MAGIC MILLIONS RISING STARS 3YO & 4YO Fillies & Mares Class 4 Plate - 1300m



06 January 2024 - 17:13

Track Rating: Good 4, Weather: Overcast, Rail Position: True

Section	Overall	1200m	1000m	800m	600m	400m	200m
Section Times	1:18.05 [18] (0:07.69)	1:10.36 [8] (0:11.12)	0:59.24 [9] (0:11.47)	0:47.77 [10] (0:11.42)	0:36.35 [11] (0:11.43)	0:24.92 [12] (0:11.79)	0:13.13 [18] (0:13.13)
Average Speed [km/h]	46.9	64.7	63.9	63.7	63.6	61.4	54.6
Top Speed [km/h]	62.5	66.7	65.6	64.5	64.3	62.5	58.6
Avg. Dist. to Rail [m]	7.9	4.0	3.2	2.9	1.6	3.7	2.6
Avg. Stride Freq. [Hz]	2.4	2.6	2.5	2.4	2.5	2.5	2.3
Avg. Stride Length [m]	6.3	7.0	7.3	7.3	7.1	6.9	6.5



- [] Ranking at each section and finish
- .-.- No data available at this section
- NA No data available