



Sunshine Coast QLD Professional
Race 3: MARTIN COLLINS AUSTRALIA BENCHMARK 65 Handicap - 1600m
05 January 2024 - 19:08



Track Rating: Soft 7, Weather: Fine, Rail Position: +7m

| Section | Overall | 1400m | 1200m | 1000m | 800m | 600m | 400m | Last 600m | | | | | | |
|-------------|----------------------|--|----------------------|----------------------|----------------------|--------------------------|--------------------------|--------------------------|--------------------------|--------------------------|--------------------------|--------------------------|------------------------|-----|
| Field Times | 1:37.83 (0:13.37) | 1:24.46 (0:10.91) | 1:13.55 (0:12.10) | 1:01.45 (0:12.94) | 0:48.51 (0:13.03) | 0:35.48 (0:12.09) | 0:23.39 (0:11.23) | 0:35.48 | | | | | | |
| Rank | TAB | Horse/Jockey | Barrier | Top Speed [km/h] | Fastest Section | | | | | | | | Distance Travelled [m] | |
| 1 | 3 | DIACO Ben Thompson | 5 | 65.6 | 0:11.22 | 1:37.83 [1] (0:13.63) | 1:24.20 [4] (0:11.45) | 1:12.75 [4] (0:11.88) | 1:00.87 [5] (0:12.84) | 0:48.03 [5] (0:12.83) | 0:35.20 [4] (0:11.82) | 0:23.38 [2] (0:11.22) | 0:35.20 | |
| 2 | 8 | PENDING Robbie Dolan | 4 | 65.6 | 0:11.30 | 1:38.21 [2] (0:14.07) | 1:24.14 [6] (0:11.42) | 1:12.72 [7] (0:11.75) | 1:00.97 [7] (0:12.78) | 0:48.19 [7] (0:12.92) | 0:35.27 [7] (0:11.86) | 0:23.41 [6] (0:11.30) | 0:35.27 | -3 |
| 3 | 2 | JUBAI PRIDE Jasper Franklin | 1 | 66.5 | 0:11.25 | 1:38.31 [3] (0:14.16) | 1:24.15 [7] (0:11.25) | 1:12.90 [6] (0:11.69) | 1:01.21 [6] (0:12.79) | 0:48.42 [6] (0:13.02) | 0:35.40 [6] (0:11.89) | 0:23.51 [7] (0:11.54) | 0:35.40 | -5 |
| 4 | 7 | DISPUTED RIVER Taylor Marshall | 2 | 66.4 | 0:11.25 | 1:38.39 [4] (0:13.84) | 1:24.55 [5] (0:11.25) | 1:13.30 [5] (0:11.77) | 1:01.53 [4] (0:12.65) | 0:48.88 [4] (0:12.95) | 0:35.93 [2] (0:12.25) | 0:23.68 [4] (0:11.46) | 0:35.93 | -9 |
| 5 | 1 | GENERAL DUBAI Martin Harley | 9 | 67.5 | 0:11.10 | 1:38.48 [5] (0:13.54) | 1:24.94 [2] (0:11.10) | 1:13.84 [2] (0:11.99) | 1:01.85 [2] (0:12.69) | 0:49.16 [1] (0:13.03) | 0:36.13 [1] (0:12.11) | 0:24.02 [3] (0:11.59) | 0:36.13 | -9 |
| 6 | 9 | PRETTY LITTLE LASS Mark Du Plessis | 3 | 67.1 | 0:11.25 | 1:38.70 [6] (0:13.58) | 1:25.12 [3] (0:11.25) | 1:13.87 [3] (0:11.91) | 1:01.96 [3] (0:12.77) | 0:49.19 [3] (0:13.14) | 0:36.05 [5] (0:12.08) | 0:23.97 [5] (0:11.57) | 0:36.05 | +0 |
| 7 | 4 | WEST CORK Nathan Evans | 7 | 69.3 | 0:10.91 | 1:38.84 [7] (0:13.37) | 1:25.47 [1] (0:10.91) | 1:14.56 [1] (0:12.10) | 1:02.46 [1] (0:12.99) | 0:49.47 [2] (0:13.11) | 0:36.36 [3] (0:11.96) | 0:24.40 [1] (0:11.68) | 0:36.36 | -12 |

Scratched: Ivanov (#6), Redente Choice (#5)

[] Ranking at each section and finish
 -:-:- No data available at this section
 NA No data available

SCN Saddle cloth number
 DNF Did not finish
 DNT Did not track



Sunshine Coast QLD Professional
Race 3: MARTIN COLLINS AUSTRALIA BENCHMARK 65 Handicap - 1600m

05 January 2024 - 19:08



Track Rating: Soft 7, Weather: Fine, Rail Position: +7m

| Section | | | | | | | 200m | | | Last 600m |
|-------------|-----|---------------------------|---------|------------------|-----------------|-------------|-----------|--|--|------------------------|
| Field Times | | | | | | | 0:12.16 | | | 0:35.48 |
| | | | | | | | (0:12.16) | | | |
| Rank | TAB | Horse/Jockey | Barrier | Top Speed [km/h] | Fastest Section | Margin | | | | Distance Travelled [m] |
| 1 | 3 | DIACO | 5 | 65.6 | 0:11.22 | 0:12.16 [1] | 1:37.83 | | | 0:35.20 |
| | | Ben Thompson | | Overall | 400m | (0:12.16) | | | | |
| 2 | 8 | PENDING | 4 | 65.6 | 0:11.30 | 0:12.11 [3] | 2L | | | 0:35.27 -3 |
| | | Robbie Dolan | | Overall | 400m | (0:12.11) | | | | |
| 3 | 2 | JUBAI PRIDE | 1 | 66.5 | 0:11.25 | 0:11.97 [7] | 2.4L | | | 0:35.40 -5 |
| | | Jasper Franklin | | Overall | 1400m | (0:11.97) | | | | |
| 4 | 7 | DISPUTED RIVER | 2 | 66.4 | 0:11.25 | 0:12.22 [5] | 2.8L | | | 0:35.93 -9 |
| | | Taylor Marshall | | Overall | 1400m | (0:12.22) | | | | |
| 5 | 1 | GENERAL DUBAI | 9 | 67.5 | 0:11.10 | 0:12.43 [2] | 3.2L | | | 0:36.13 -9 |
| | | Martin Harley | | 1400m | 1400m | (0:12.43) | | | | |
| 6 | 9 | PRETTY LITTLE LASS | 3 | 67.1 | 0:11.25 | 0:12.40 [6] | 4.5L | | | 0:36.05 +0 |
| | | Mark Du Plessis | | Overall | 1400m | (0:12.40) | | | | |
| 7 | 4 | WEST CORK | 7 | 69.3 | 0:10.91 | 0:12.72 [4] | 5.3L | | | 0:36.36 -12 |
| | | Nathan Evans | | 1400m | 1400m | (0:12.72) | | | | |

Scratched: Ivanov (#6), Redente Choice (#5)

[] Ranking at each section and finish
 -:-:- No data available at this section
 NA No data available

SCN Saddle cloth number
 DNF Did not finish
 DNT Did not track



| | |
|--------------------------------|----------------|
| Horse/Jockey Name | Diaco |
| Final Rank | 1 |
| Fastest Section Time (Section) | 0:11.22 (400m) |
| Top Speed [km/h] (Section) | 65.6 (Overall) |
| Race State | Finished |



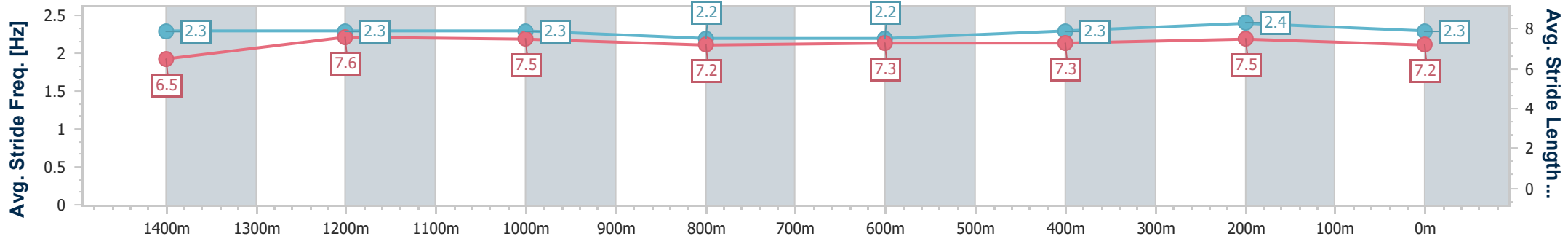
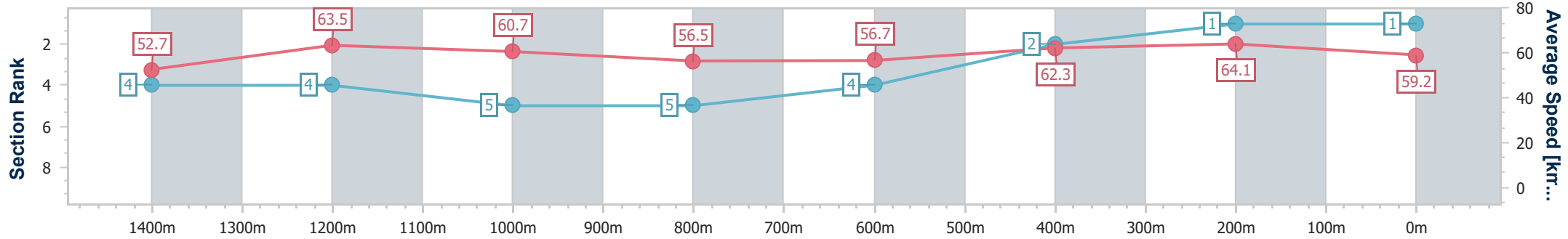
Sunshine Coast QLD Professional
Race 3: MARTIN COLLINS AUSTRALIA BENCHMARK 65
Handicap - 1600m



05 January 2024 - 19:08

Track Rating: Soft 7, Weather: Fine, Rail Position: +7m

| Section | Overall | 1400m | 1200m | 1000m | 800m | 600m | 400m | 200m |
|------------------------|--------------------------|--------------------------|--------------------------|--------------------------|--------------------------|--------------------------|--------------------------|--------------------------|
| Section Times | 1:37.83 [1] (0:13.63) | 1:24.20 [4] (0:11.45) | 1:12.75 [4] (0:11.88) | 1:00.87 [5] (0:12.84) | 0:48.03 [5] (0:12.83) | 0:35.20 [4] (0:11.82) | 0:23.38 [2] (0:11.22) | 0:12.16 [1] (0:12.16) |
| Average Speed [km/h] | 52.7 | 63.5 | 60.7 | 56.5 | 56.7 | 62.3 | 64.1 | 59.2 |
| Top Speed [km/h] | 65.6 | 65.2 | 62.4 | 58.3 | 59.5 | 65.4 | 65.5 | 61.7 |
| Avg. Dist. to Rail [m] | 4.5 | 3.0 | 3.2 | 2.4 | 1.5 | 4.2 | 3.8 | 4.0 |
| Avg. Stride Freq. [Hz] | 2.3 | 2.3 | 2.3 | 2.2 | 2.2 | 2.3 | 2.4 | 2.3 |
| Avg. Stride Length [m] | 6.5 | 7.6 | 7.5 | 7.2 | 7.3 | 7.3 | 7.5 | 7.2 |



- [] Ranking at each section and finish
- .-.- No data available at this section
- NA No data available



| | |
|--------------------------------|----------------|
| Horse/Jockey Name | Pending |
| Final Rank | 2 |
| Fastest Section Time (Section) | 0:11.30 (400m) |
| Top Speed [km/h] (Section) | 65.6 (Overall) |
| Race State | Finished |



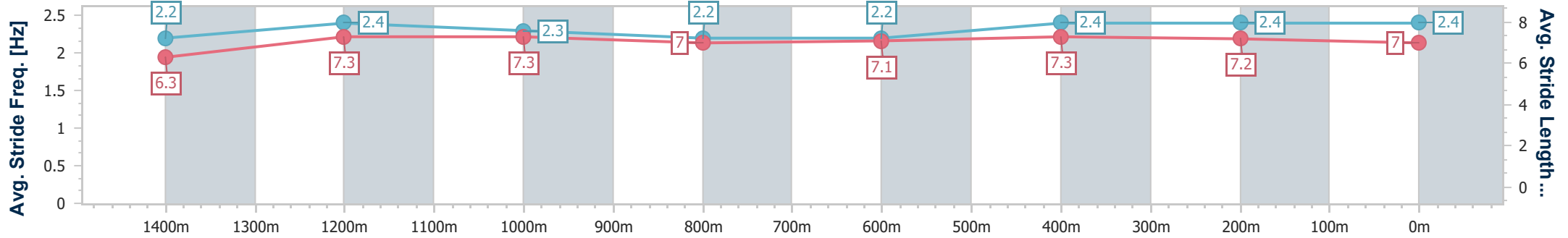
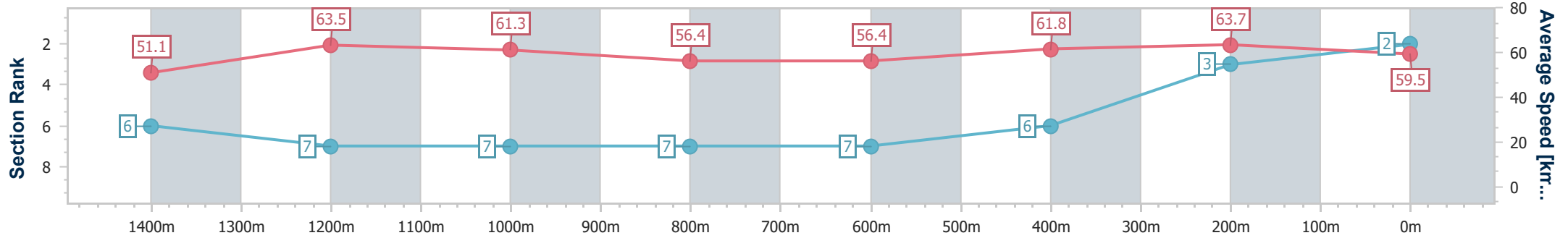
Sunshine Coast QLD Professional
 Race 3: MARTIN COLLINS AUSTRALIA BENCHMARK 65
 Handicap - 1600m



05 January 2024 - 19:08

Track Rating: Soft 7, Weather: Fine, Rail Position: +7m

| Section | Overall | 1400m | 1200m | 1000m | 800m | 600m | 400m | 200m |
|------------------------|--------------------------|--------------------------|--------------------------|--------------------------|--------------------------|--------------------------|--------------------------|--------------------------|
| Section Times | 1:38.21 [2] (0:14.07) | 1:24.14 [6] (0:11.42) | 1:12.72 [7] (0:11.75) | 1:00.97 [7] (0:12.78) | 0:48.19 [7] (0:12.92) | 0:35.27 [7] (0:11.86) | 0:23.41 [6] (0:11.30) | 0:12.11 [3] (0:12.11) |
| Average Speed [km/h] | 51.1 | 63.5 | 61.3 | 56.4 | 56.4 | 61.8 | 63.7 | 59.5 |
| Top Speed [km/h] | 65.6 | 64.8 | 62.1 | 59.5 | 57.8 | 65.3 | 65.4 | 62.0 |
| Avg. Dist. to Rail [m] | 4.3 | 1.9 | 1.3 | 1.1 | 1.5 | 3.2 | 4.3 | 3.7 |
| Avg. Stride Freq. [Hz] | 2.2 | 2.4 | 2.3 | 2.2 | 2.2 | 2.4 | 2.4 | 2.4 |
| Avg. Stride Length [m] | 6.3 | 7.3 | 7.3 | 7.0 | 7.1 | 7.3 | 7.2 | 7.0 |



- [] Ranking at each section and finish
- .-.- No data available at this section
- NA No data available



| | |
|--------------------------------|-----------------|
| Horse/Jockey Name | Jubai Pride |
| Final Rank | 3 |
| Fastest Section Time (Section) | 0:11.25 (1400m) |
| Top Speed [km/h] (Section) | 66.5 (Overall) |
| Race State | Finished |



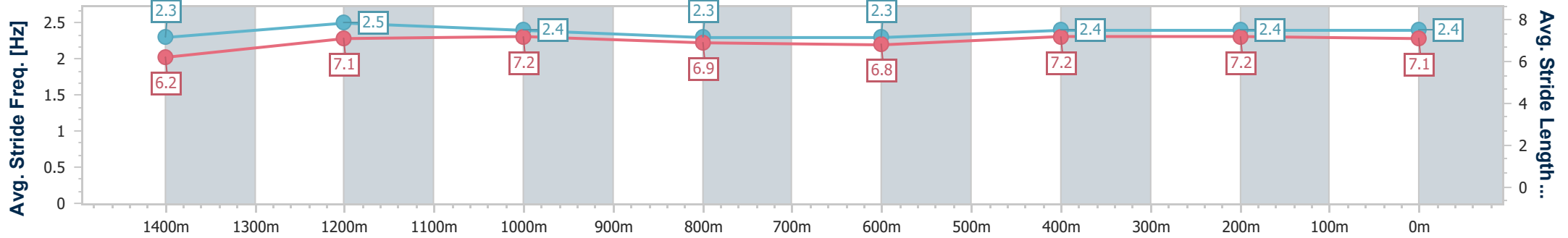
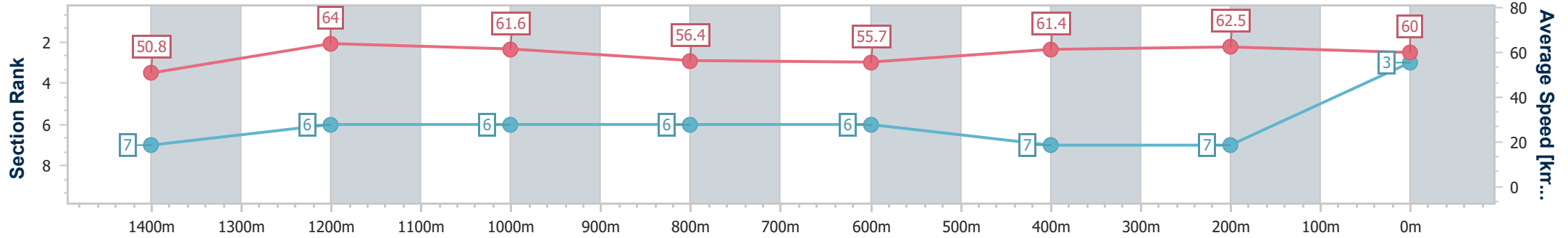
Sunshine Coast QLD Professional
Race 3: MARTIN COLLINS AUSTRALIA BENCHMARK 65
Handicap - 1600m



05 January 2024 - 19:08

Track Rating: Soft 7, Weather: Fine, Rail Position: +7m

| Section | Overall | 1400m | 1200m | 1000m | 800m | 600m | 400m | 200m |
|------------------------|--------------------------|--------------------------|--------------------------|--------------------------|--------------------------|--------------------------|--------------------------|--------------------------|
| Section Times | 1:38.31 [3] (0:14.16) | 1:24.15 [7] (0:11.25) | 1:12.90 [6] (0:11.69) | 1:01.21 [6] (0:12.79) | 0:48.42 [6] (0:13.02) | 0:35.40 [6] (0:11.89) | 0:23.51 [7] (0:11.54) | 0:11.97 [7] (0:11.97) |
| Average Speed [km/h] | 50.8 | 64.0 | 61.6 | 56.4 | 55.7 | 61.4 | 62.5 | 60.0 |
| Top Speed [km/h] | 66.5 | 66.5 | 62.3 | 60.9 | 57.1 | 63.6 | 63.4 | 62.3 |
| Avg. Dist. to Rail [m] | 1.3 | 0.5 | 0.6 | 0.5 | 1.6 | 2.1 | 2.5 | 1.9 |
| Avg. Stride Freq. [Hz] | 2.3 | 2.5 | 2.4 | 2.3 | 2.3 | 2.4 | 2.4 | 2.4 |
| Avg. Stride Length [m] | 6.2 | 7.1 | 7.2 | 6.9 | 6.8 | 7.2 | 7.2 | 7.1 |



- [] Ranking at each section and finish
- .-.- No data available at this section
- NA No data available



| | |
|--------------------------------|-----------------|
| Horse/Jockey Name | Disputed River |
| Final Rank | 4 |
| Fastest Section Time (Section) | 0:11.25 (1400m) |
| Top Speed [km/h] (Section) | 66.4 (Overall) |
| Race State | Finished |



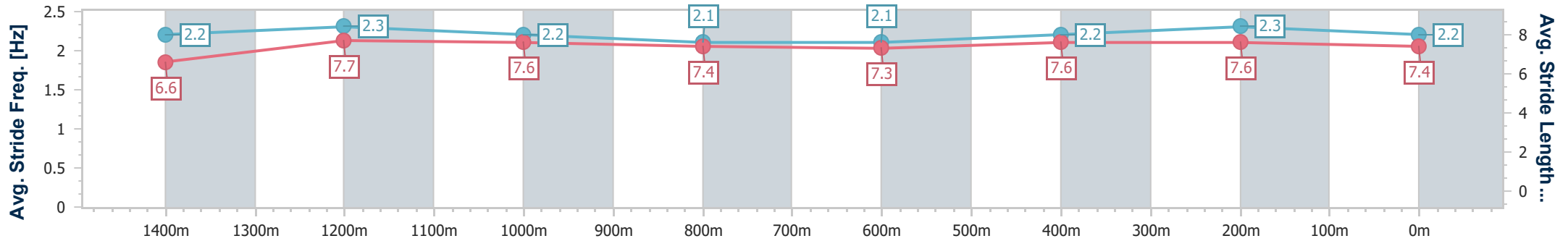
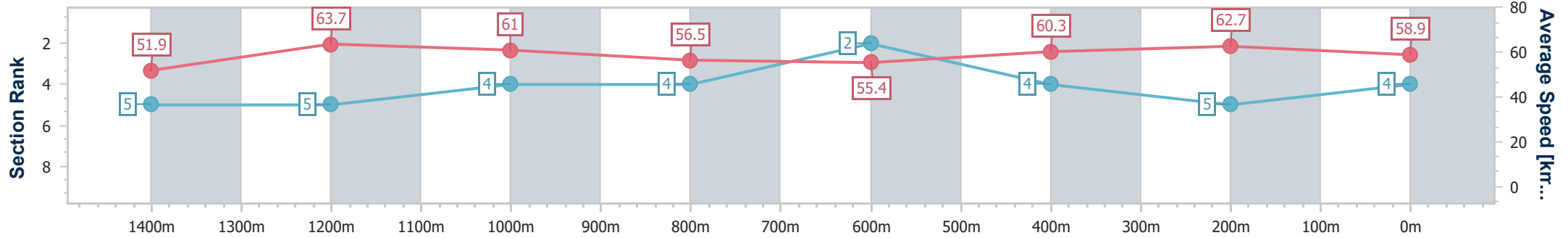
Sunshine Coast QLD Professional
Race 3: MARTIN COLLINS AUSTRALIA BENCHMARK 65
Handicap - 1600m



05 January 2024 - 19:08

Track Rating: Soft 7, Weather: Fine, Rail Position: +7m

| Section | Overall | 1400m | 1200m | 1000m | 800m | 600m | 400m | 200m |
|------------------------|--------------------------|--------------------------|--------------------------|--------------------------|--------------------------|--------------------------|--------------------------|--------------------------|
| Section Times | 1:38.39 [4] (0:13.84) | 1:24.55 [5] (0:11.25) | 1:13.30 [5] (0:11.77) | 1:01.53 [4] (0:12.65) | 0:48.88 [4] (0:12.95) | 0:35.93 [2] (0:12.25) | 0:23.68 [4] (0:11.46) | 0:12.22 [5] (0:12.22) |
| Average Speed [km/h] | 51.9 | 63.7 | 61.0 | 56.5 | 55.4 | 60.3 | 62.7 | 58.9 |
| Top Speed [km/h] | 66.4 | 65.6 | 62.2 | 59.0 | 57.1 | 63.2 | 63.4 | 61.4 |
| Avg. Dist. to Rail [m] | 1.3 | 2.0 | 2.4 | 2.9 | 1.2 | 4.0 | 3.4 | 1.9 |
| Avg. Stride Freq. [Hz] | 2.2 | 2.3 | 2.2 | 2.1 | 2.1 | 2.2 | 2.3 | 2.2 |
| Avg. Stride Length [m] | 6.6 | 7.7 | 7.6 | 7.4 | 7.3 | 7.6 | 7.6 | 7.4 |



- [] Ranking at each section and finish
- .-.- No data available at this section
- NA No data available



| | |
|--------------------------------|-----------------|
| Horse/Jockey Name | General Dubai |
| Final Rank | 5 |
| Fastest Section Time (Section) | 0:11.10 (1400m) |
| Top Speed [km/h] (Section) | 67.5 (1400m) |
| Race State | Finished |



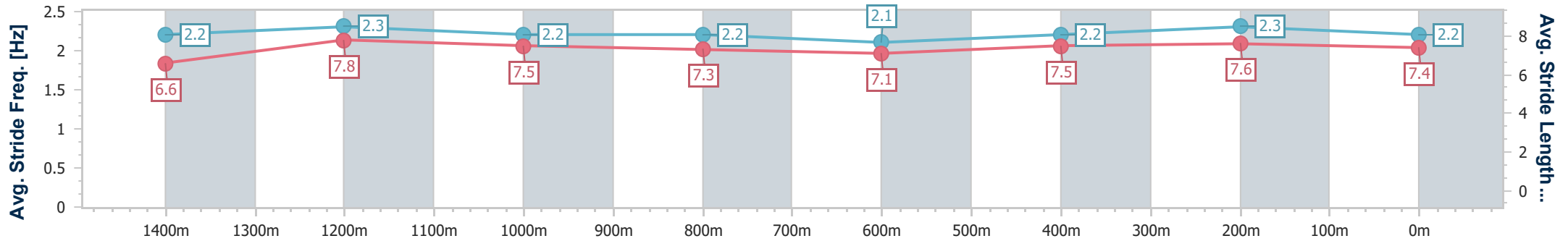
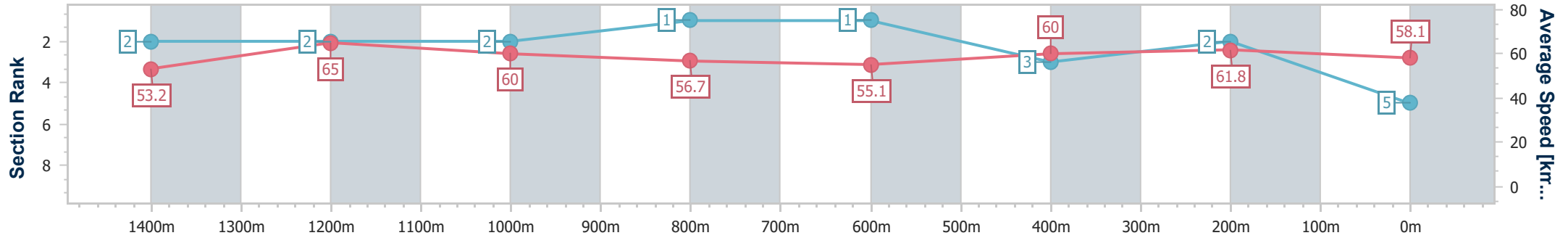
Sunshine Coast QLD Professional
Race 3: MARTIN COLLINS AUSTRALIA BENCHMARK 65
Handicap - 1600m



05 January 2024 - 19:08

Track Rating: Soft 7, Weather: Fine, Rail Position: +7m

| Section | Overall | 1400m | 1200m | 1000m | 800m | 600m | 400m | 200m |
|------------------------|--------------------------|--------------------------|--------------------------|--------------------------|--------------------------|--------------------------|--------------------------|--------------------------|
| Section Times | 1:38.48 [5] (0:13.54) | 1:24.94 [2] (0:11.10) | 1:13.84 [2] (0:11.99) | 1:01.85 [2] (0:12.69) | 0:49.16 [1] (0:13.03) | 0:36.13 [1] (0:12.11) | 0:24.02 [3] (0:11.59) | 0:12.43 [2] (0:12.43) |
| Average Speed [km/h] | 53.2 | 65.0 | 60.0 | 56.7 | 55.1 | 60.0 | 61.8 | 58.1 |
| Top Speed [km/h] | 67.2 | 67.5 | 62.6 | 58.1 | 57.7 | 62.3 | 63.3 | 60.1 |
| Avg. Dist. to Rail [m] | 7.2 | 1.6 | 0.5 | 0.4 | 0.4 | 0.7 | 1.5 | 2.1 |
| Avg. Stride Freq. [Hz] | 2.2 | 2.3 | 2.2 | 2.2 | 2.1 | 2.2 | 2.3 | 2.2 |
| Avg. Stride Length [m] | 6.6 | 7.8 | 7.5 | 7.3 | 7.1 | 7.5 | 7.6 | 7.4 |



- [] Ranking at each section and finish
- .-.- No data available at this section
- NA No data available



| | |
|--------------------------------|--------------------|
| Horse/Jockey Name | Pretty Little Lass |
| Final Rank | 6 |
| Fastest Section Time (Section) | 0:11.25 (1400m) |
| Top Speed [km/h] (Section) | 67.1 (Overall) |
| Race State | Finished |



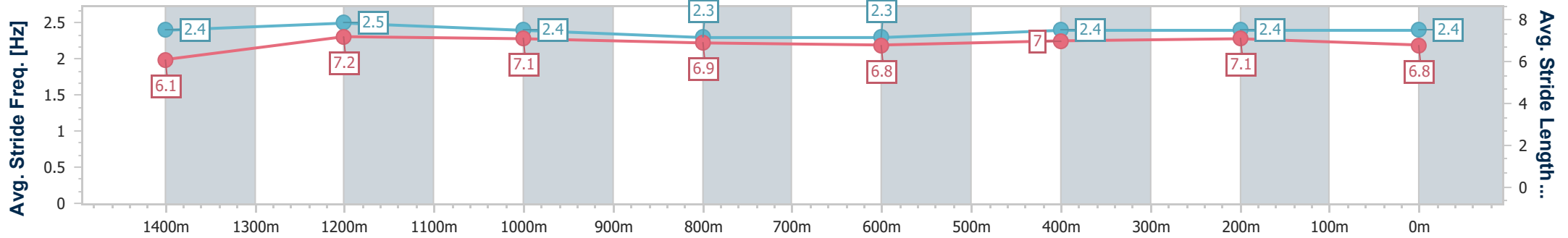
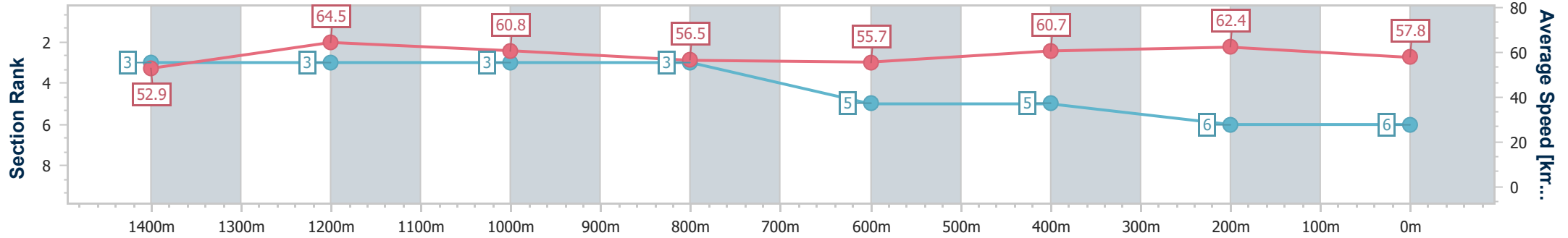
Sunshine Coast QLD Professional
 Race 3: MARTIN COLLINS AUSTRALIA BENCHMARK 65
 Handicap - 1600m



05 January 2024 - 19:08

Track Rating: Soft 7, Weather: Fine, Rail Position: +7m

| Section | Overall | 1400m | 1200m | 1000m | 800m | 600m | 400m | 200m |
|------------------------|--------------------------|--------------------------|--------------------------|--------------------------|--------------------------|--------------------------|--------------------------|--------------------------|
| Section Times | 1:38.70 [6] (0:13.58) | 1:25.12 [3] (0:11.25) | 1:13.87 [3] (0:11.91) | 1:01.96 [3] (0:12.77) | 0:49.19 [3] (0:13.14) | 0:36.05 [5] (0:12.08) | 0:23.97 [5] (0:11.57) | 0:12.40 [6] (0:12.40) |
| Average Speed [km/h] | 52.9 | 64.5 | 60.8 | 56.5 | 55.7 | 60.7 | 62.4 | 57.8 |
| Top Speed [km/h] | 67.1 | 66.7 | 62.2 | 58.6 | 57.5 | 62.9 | 64.0 | 59.7 |
| Avg. Dist. to Rail [m] | 3.3 | 2.9 | 2.0 | 1.4 | 2.5 | 3.8 | 3.5 | 3.7 |
| Avg. Stride Freq. [Hz] | 2.4 | 2.5 | 2.4 | 2.3 | 2.3 | 2.4 | 2.4 | 2.4 |
| Avg. Stride Length [m] | 6.1 | 7.2 | 7.1 | 6.9 | 6.8 | 7.0 | 7.1 | 6.8 |



- [] Ranking at each section and finish
- .-.- No data available at this section
- NA No data available



| | |
|--------------------------------|-----------------|
| Horse/Jockey Name | West Cork |
| Final Rank | 7 |
| Fastest Section Time (Section) | 0:10.91 (1400m) |
| Top Speed [km/h] (Section) | 69.3 (1400m) |
| Race State | Finished |



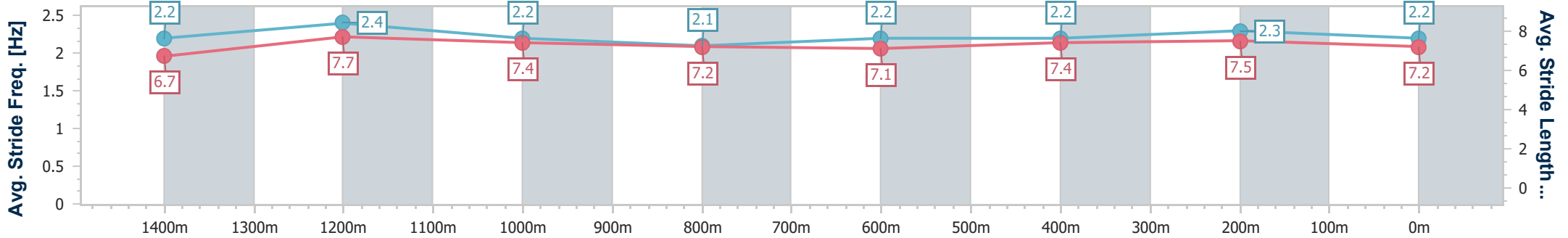
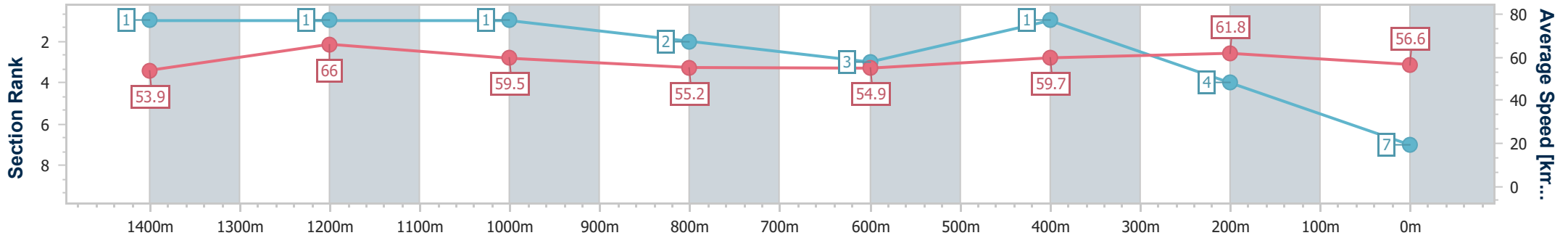
Sunshine Coast QLD Professional
Race 3: MARTIN COLLINS AUSTRALIA BENCHMARK 65
Handicap - 1600m



05 January 2024 - 19:08

Track Rating: Soft 7, Weather: Fine, Rail Position: +7m

| Section | Overall | 1400m | 1200m | 1000m | 800m | 600m | 400m | 200m |
|------------------------|--------------------------|--------------------------|--------------------------|--------------------------|--------------------------|--------------------------|--------------------------|--------------------------|
| Section Times | 1:38.84 [7] (0:13.37) | 1:25.47 [1] (0:10.91) | 1:14.56 [1] (0:12.10) | 1:02.46 [1] (0:12.99) | 0:49.47 [2] (0:13.11) | 0:36.36 [3] (0:11.96) | 0:24.40 [1] (0:11.68) | 0:12.72 [4] (0:12.72) |
| Average Speed [km/h] | 53.9 | 66.0 | 59.5 | 55.2 | 54.9 | 59.7 | 61.8 | 56.6 |
| Top Speed [km/h] | 68.9 | 69.3 | 63.4 | 56.4 | 57.1 | 61.9 | 62.9 | 59.5 |
| Avg. Dist. to Rail [m] | 4.5 | 0.5 | 0.5 | 1.0 | 0.9 | 0.7 | 0.8 | 1.6 |
| Avg. Stride Freq. [Hz] | 2.2 | 2.4 | 2.2 | 2.1 | 2.2 | 2.2 | 2.3 | 2.2 |
| Avg. Stride Length [m] | 6.7 | 7.7 | 7.4 | 7.2 | 7.1 | 7.4 | 7.5 | 7.2 |



- [] Ranking at each section and finish
- .-.- No data available at this section
- NA No data available