



Mackay QLD Professional
Race 8: RACING AGAIN TUESDAY 13TH APRIL RATINGS BAND 0 - 55
Handicap - 1050m
05 January 2024 - 18:03



MACKAY TURF CLUB
 Ooralea Racecourse

Track Rating: Good 4, Weather: Fine, Rail Position: True

Section		Overall	1000m	800m	600m	400m	200m	Last 600m					
Field Times		1:00.33 (0:04.30)	0:56.03 (0:10.70)	0:45.33 (0:10.41)	0:34.92 (0:11.17)	0:23.75 (0:11.56)	0:12.19 (0:12.19)	0:34.92					
Rank	TAB Horse/Jockey	Barrier	Top Speed [km/h]	Fastest Section							Margin	Distance Travelled [m]	
1	9 NANO STAR Warwick Satherley	4	69.9 800m	0:04.32 Overall	1:00.33 [1] (0:04.32)	0:56.01 [2] (0:10.94)	0:45.07 [5] (0:10.63)	0:34.44 [6] (0:11.02)	0:23.42 [3] (0:11.23)	0:12.19 [1] (0:12.19)	1:00.33	0:34.44	
2	1 AIRIT Justin Stanley	9	70.2 800m	0:04.42 Overall	1:00.70 [2] (0:04.42)	0:56.28 [7] (0:10.91)	0:45.37 [6] (0:10.46)	0:34.91 [4] (0:11.23)	0:23.68 [4] (0:11.43)	0:12.25 [2] (0:12.25)	2L	0:34.91	-3
3	10 CHATILLY Tasha Chambers	2	69.9 800m	0:04.51 Overall	1:00.84 [3] (0:04.51)	0:56.33 [8] (0:11.00)	0:45.33 [8] (0:10.49)	0:34.84 [7] (0:11.36)	0:23.48 [8] (0:11.32)	0:12.16 [6] (0:12.16)	2.8L	0:34.84	-3
4	16 QUEENSLANDER Tahlia Fenlon	3	70.6 800m	0:04.62 Overall	1:00.98 [4] (0:04.62)	0:56.36 [11] (0:10.98)	0:45.38 [9] (0:10.45)	0:34.93 [8] (0:11.22)	0:23.71 [7] (0:11.41)	0:12.30 [5] (0:12.30)	3.6L	0:34.93	+0
5	13 CHALKLEY Ryan Wiggins	10	70.3 1000m	0:04.54 Overall	1:01.05 [5] (0:04.54)	0:56.51 [9] (0:10.92)	0:45.59 [7] (0:10.64)	0:34.95 [9] (0:11.33)	0:23.62 [9] (0:11.38)	0:12.24 [7] (0:12.24)	3.9L	0:34.95	+3
6	4 FOGGY DEW Nikki Olzard	1	69.5 800m	0:04.54 Overall	1:01.28 [6] (0:04.54)	0:56.74 [10] (0:11.14)	0:45.60 [11] (0:10.60)	0:35.00 [10] (0:11.24)	0:23.76 [10] (0:11.42)	0:12.34 [9] (0:12.34)	5.2L	0:35.00	+0
7	17 FAV'S FLYER Raul Silvera Olivera	15	70.2 800m	0:04.33 Overall	1:01.60 [7] (0:04.33)	0:57.27 [3] (0:10.84)	0:46.43 [3] (0:10.49)	0:35.94 [3] (0:11.37)	0:24.57 [5] (0:11.79)	0:12.78 [8] (0:12.78)	7L	0:35.94	+6
8	3 FLAMING HOMER Ashley Butler	16	70.5 1000m	0:04.38 Overall	1:01.70 [8] (0:04.38)	0:57.32 [4] (0:10.87)	0:46.45 [4] (0:10.60)	0:35.85 [5] (0:11.34)	0:24.51 [6] (0:11.78)	0:12.73 [10] (0:12.73)	7.5L	0:35.85	+7
9	11 DONMORE GIRL Brooke Johnson	11	70.2 800m	0:04.39 Overall	1:01.89 [9] (0:04.39)	0:57.50 [5] (0:10.61)	0:46.89 [1] (0:10.41)	0:36.48 [1] (0:11.17)	0:25.31 [1] (0:11.89)	0:13.42 [3] (0:13.42)	8.5L	0:36.48	-2
10	14 ROCK DREAMER Tessa Townsend	18	68.7 800m	0:04.39 Overall	1:02.33 [10] (0:04.39)	0:57.94 [5] (0:11.29)	0:46.65 [10] (0:10.68)	0:35.97 [11] (0:11.39)	0:24.58 [11] (0:11.86)	0:12.72 [11] (0:12.72)	11L	0:35.97	+3

Scratched: Act Of Royalty (#19), Cinderella Man (#12), Mohahna (#2), Kuryakin (#5), Ruby Sparkles (#6), The Last Crusade (#7), Nouverre Fille (#15), Crown Reach (#18)

[] Ranking at each section and finish
 -:-:- No data available at this section
 NA No data available
 SCN Saddle cloth number
 DNF Did not finish
 DNT Did not track



Mackay QLD Professional
Race 8: RACING AGAIN TUESDAY 13TH APRIL RATINGS BAND 0 - 55
Handicap - 1050m
05 January 2024 - 18:03



MACKAY TURF CLUB
 Ooralea Racecourse

Track Rating: Good 4, Weather: Fine, Rail Position: True

Section	Overall	1000m	800m	600m	400m	200m	Last 600m
Field Times	1:00.33 (0:04.30)	0:56.03 (0:10.70)	0:45.33 (0:10.41)	0:34.92 (0:11.17)	0:23.75 (0:11.56)	0:12.19 (0:12.19)	0:34.92

Rank	TAB	Horse/Jockey	Barrier	Top Speed [km/h]	Fastest Section	Overall	1000m	800m	600m	400m	200m	Margin	Distance Travelled [m]	
11	8	ICE SKATER	13	69.8	0:04.30	1:02.47 [11]	0:58.17 [1]	0:47.39 [2]	0:36.99 [2]	0:25.72 [2]	0:13.82 [4]	11.8L	0:36.99	+2
		Chris Whiteley		800m	Overall	(0:04.30)	(0:10.78)	(0:10.40)	(0:11.27)	(0:11.90)	(0:13.82)			

Scratched: Act Of Royalty (#19), Cinderella Man (#12), Mohahna (#2), Kuryakin (#5), Ruby Sparkles (#6), The Last Crusade (#7), Nouverre Fille (#15), Crown Reach (#18)

[] Ranking at each section and finish
 -:-:- No data available at this section
 NA No data available

SCN Saddle cloth number
 DNF Did not finish
 DNT Did not track



Horse/Jockey Name	Nano Star
Final Rank	1
Fastest Section Time (Section)	0:04.32 (Overall)
Top Speed [km/h] (Section)	69.9 (800m)
Race State	Finished

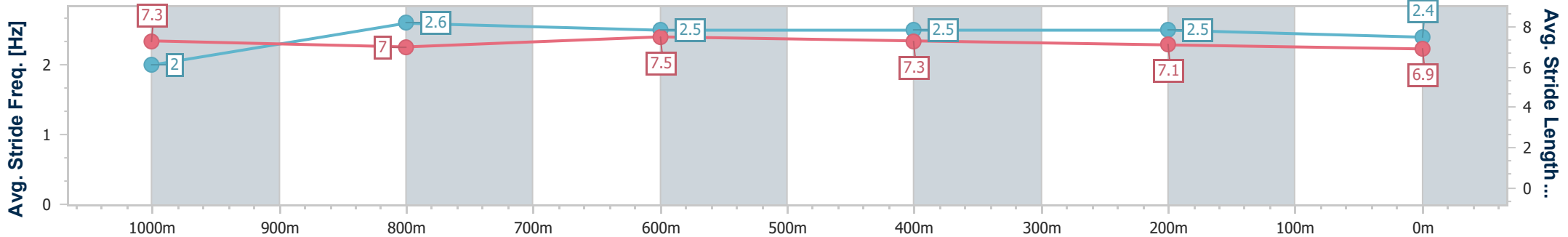
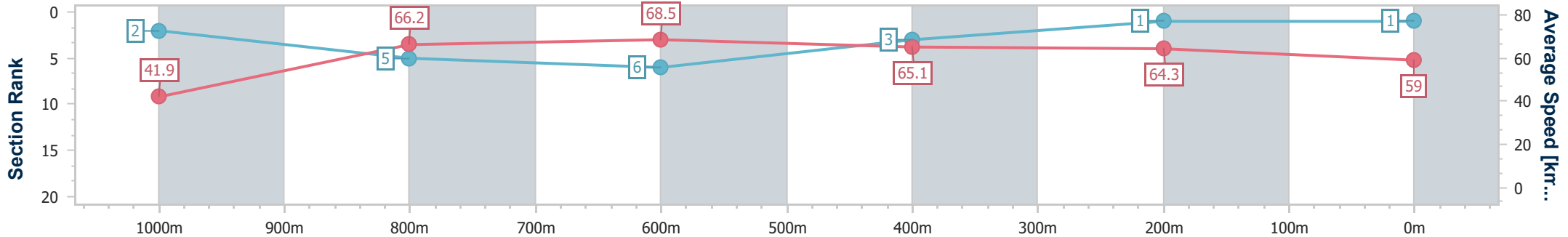


Mackay QLD Professional
 Race 8: RACING AGAIN TUESDAY 13TH APRIL RATINGS BAND
 0 - 55 Handicap - 1050m
 05 January 2024 - 18:03



Track Rating: Good 4, Weather: Fine, Rail Position: True

Section	Overall	1000m	800m	600m	400m	200m
Section Times	1:00.33 [1] (0:04.32)	0:56.01 [2] (0:10.94)	0:45.07 [5] (0:10.63)	0:34.44 [6] (0:11.02)	0:23.42 [3] (0:11.23)	0:12.19 [1] (0:12.19)
Average Speed [km/h]	41.9	66.2	68.5	65.1	64.3	59.0
Top Speed [km/h]	55.5	69.0	69.9	66.3	64.7	63.5
Avg. Dist. to Rail [m]	1.8	2.3	3.2	0.5	1.0	1.2
Avg. Stride Freq. [Hz]	2.0	2.6	2.5	2.5	2.5	2.4
Avg. Stride Length [m]	7.3	7.0	7.5	7.3	7.1	6.9



- [] Ranking at each section and finish
- .-.- No data available at this section
- NA No data available



Horse/Jockey Name	Airit
Final Rank	2
Fastest Section Time (Section)	0:04.42 (Overall)
Top Speed [km/h] (Section)	70.2 (800m)
Race State	Finished

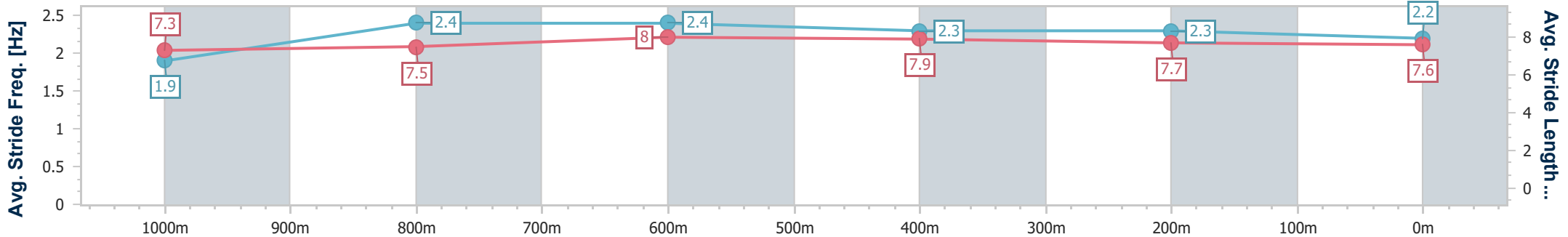
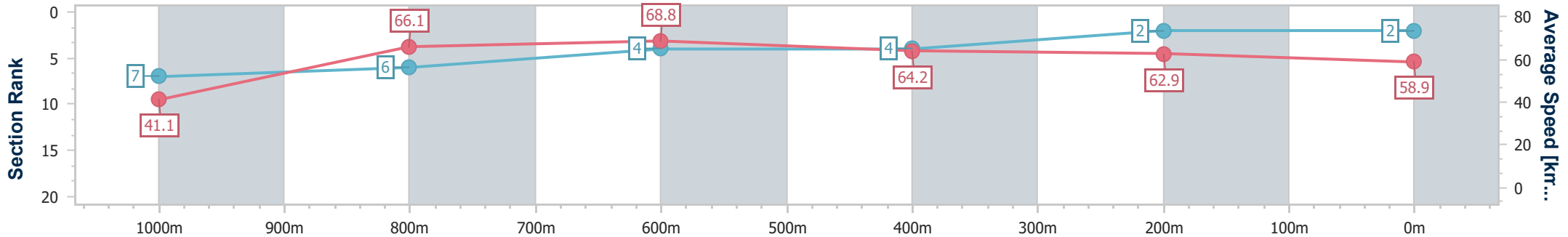


Mackay QLD Professional
 Race 8: RACING AGAIN TUESDAY 13TH APRIL RATINGS BAND
 0 - 55 Handicap - 1050m
 05 January 2024 - 18:03



Track Rating: Good 4, Weather: Fine, Rail Position: True

Section	Overall	1000m	800m	600m	400m	200m
Section Times	1:00.70 [2] (0:04.42)	0:56.28 [7] (0:10.91)	0:45.37 [6] (0:10.46)	0:34.91 [4] (0:11.23)	0:23.68 [4] (0:11.43)	0:12.25 [2] (0:12.25)
Average Speed [km/h]	41.1	66.1	68.8	64.2	62.9	58.9
Top Speed [km/h]	54.7	69.6	70.2	66.0	63.7	62.8
Avg. Dist. to Rail [m]	1.5	1.1	0.6	0.3	3.8	6.0
Avg. Stride Freq. [Hz]	1.9	2.4	2.4	2.3	2.3	2.2
Avg. Stride Length [m]	7.3	7.5	8.0	7.9	7.7	7.6



- [] Ranking at each section and finish
- .-.- No data available at this section
- NA No data available



Horse/Jockey Name	Chatilly
Final Rank	3
Fastest Section Time (Section)	0:04.51 (Overall)
Top Speed [km/h] (Section)	69.9 (800m)
Race State	Finished



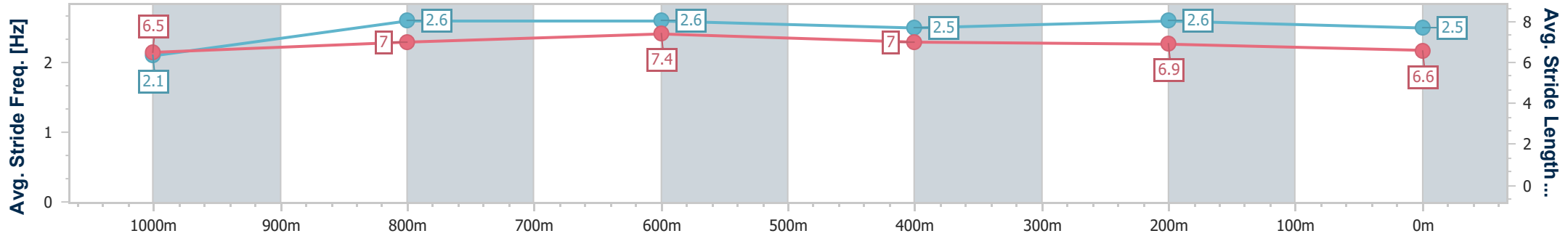
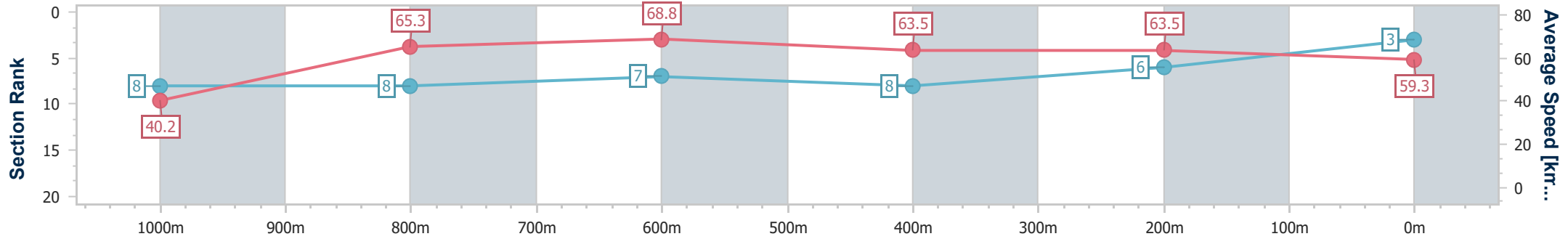
Mackay QLD Professional
 Race 8: RACING AGAIN TUESDAY 13TH APRIL RATINGS BAND
 0 - 55 Handicap - 1050m



05 January 2024 - 18:03

Track Rating: Good 4, Weather: Fine, Rail Position: True

Section	Overall	1000m	800m	600m	400m	200m
Section Times	1:00.84 [3] (0:04.51)	0:56.33 [8] (0:11.00)	0:45.33 [8] (0:10.49)	0:34.84 [7] (0:11.36)	0:23.48 [8] (0:11.32)	0:12.16 [6] (0:12.16)
Average Speed [km/h]	40.2	65.3	68.8	63.5	63.5	59.3
Top Speed [km/h]	55.2	68.8	69.9	66.5	64.9	62.9
Avg. Dist. to Rail [m]	1.6	0.9	0.4	0.6	1.2	2.5
Avg. Stride Freq. [Hz]	2.1	2.6	2.6	2.5	2.6	2.5
Avg. Stride Length [m]	6.5	7.0	7.4	7.0	6.9	6.6



- [] Ranking at each section and finish
- .-.- No data available at this section
- NA No data available



Horse/Jockey Name	Queenslander
Final Rank	4
Fastest Section Time (Section)	0:04.62 (Overall)
Top Speed [km/h] (Section)	70.6 (800m)
Race State	Finished



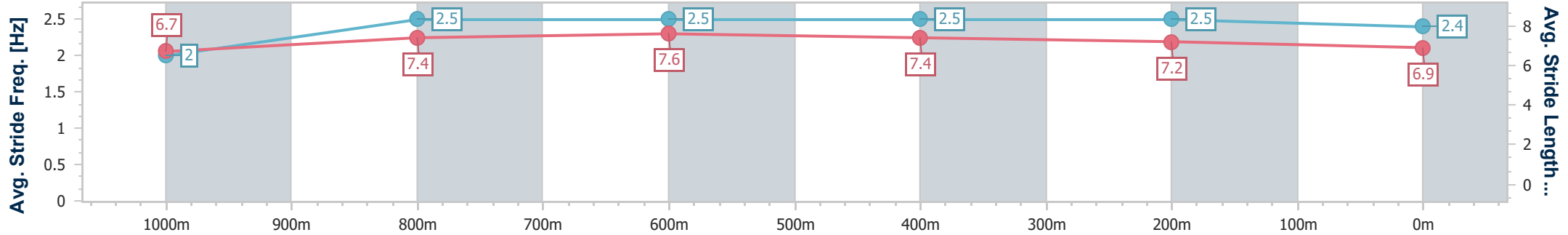
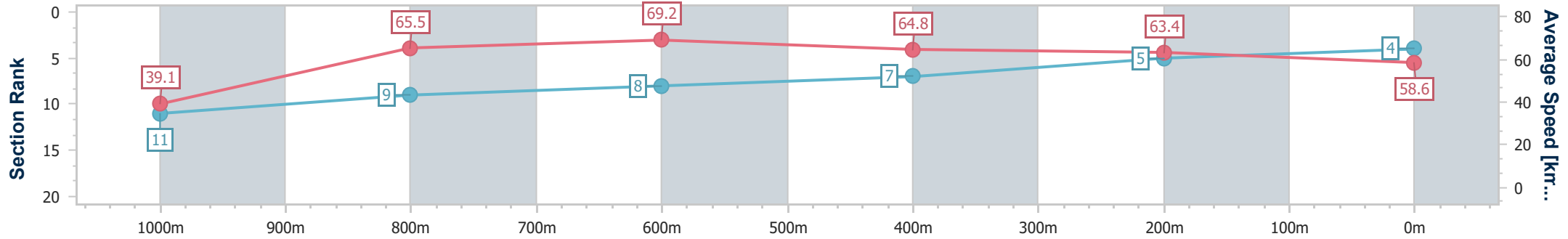
Mackay QLD Professional
 Race 8: RACING AGAIN TUESDAY 13TH APRIL RATINGS BAND
 0 - 55 Handicap - 1050m



05 January 2024 - 18:03

Track Rating: Good 4, Weather: Fine, Rail Position: True

Section	Overall	1000m	800m	600m	400m	200m
Section Times	1:00.98 [4] (0:04.62)	0:56.36 [11] (0:10.98)	0:45.38 [9] (0:10.45)	0:34.93 [8] (0:11.22)	0:23.71 [7] (0:11.41)	0:12.30 [5] (0:12.30)
Average Speed [km/h]	39.1	65.5	69.2	64.8	63.4	58.6
Top Speed [km/h]	56.2	70.5	70.6	67.9	64.4	62.1
Avg. Dist. to Rail [m]	0.6	0.6	0.8	1.4	3.5	4.1
Avg. Stride Freq. [Hz]	2.0	2.5	2.5	2.5	2.5	2.4
Avg. Stride Length [m]	6.7	7.4	7.6	7.4	7.2	6.9



- [] Ranking at each section and finish
- .-.- No data available at this section
- NA No data available



Horse/Jockey Name	Chalkley
Final Rank	5
Fastest Section Time (Section)	0:04.54 (Overall)
Top Speed [km/h] (Section)	70.3 (1000m)
Race State	Finished

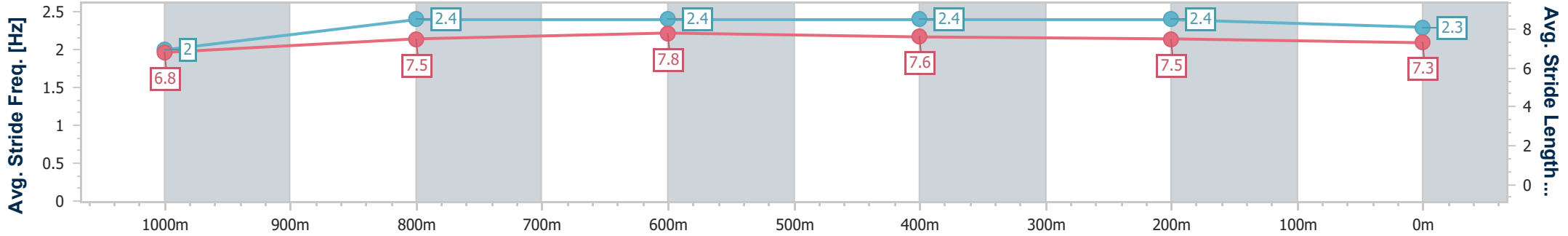
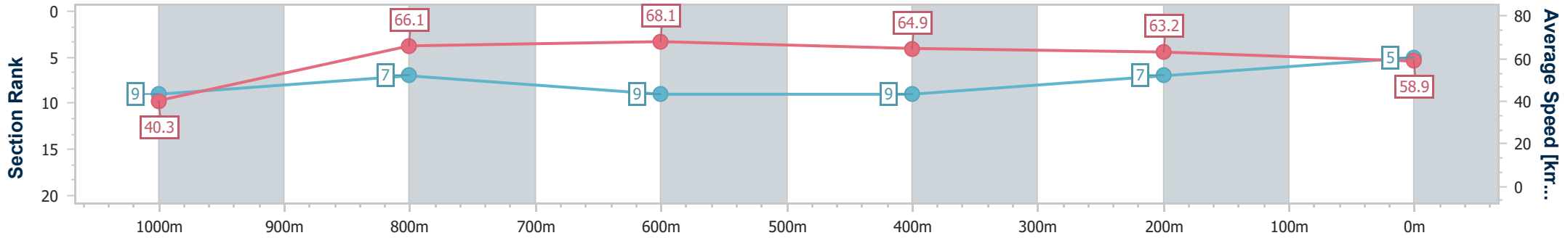


Mackay QLD Professional
 Race 8: RACING AGAIN TUESDAY 13TH APRIL RATINGS BAND
 0 - 55 Handicap - 1050m
 05 January 2024 - 18:03



Track Rating: Good 4, Weather: Fine, Rail Position: True

Section	Overall	1000m	800m	600m	400m	200m
Section Times	1:01.05 [5] (0:04.54)	0:56.51 [9] (0:10.92)	0:45.59 [7] (0:10.64)	0:34.95 [9] (0:11.33)	0:23.62 [9] (0:11.38)	0:12.24 [7] (0:12.24)
Average Speed [km/h]	40.3	66.1	68.1	64.9	63.2	58.9
Top Speed [km/h]	54.0	70.3	69.8	67.2	64.6	61.1
Avg. Dist. to Rail [m]	2.6	2.1	2.7	2.3	2.6	5.2
Avg. Stride Freq. [Hz]	2.0	2.4	2.4	2.4	2.4	2.3
Avg. Stride Length [m]	6.8	7.5	7.8	7.6	7.5	7.3



- [] Ranking at each section and finish
- .-.- No data available at this section
- NA No data available



Horse/Jockey Name	Foggy Dew
Final Rank	6
Fastest Section Time (Section)	0:04.54 (Overall)
Top Speed [km/h] (Section)	69.5 (800m)
Race State	Finished

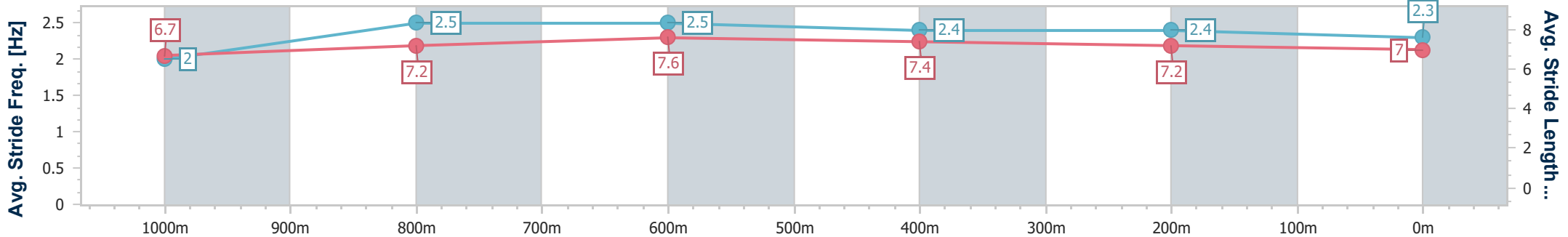
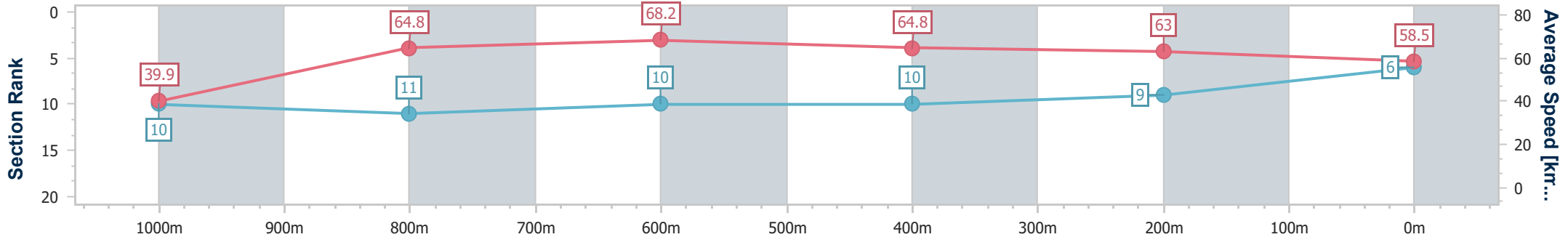


Mackay QLD Professional
 Race 8: RACING AGAIN TUESDAY 13TH APRIL RATINGS BAND
 0 - 55 Handicap - 1050m
 05 January 2024 - 18:03



Track Rating: Good 4, Weather: Fine, Rail Position: True

Section	Overall	1000m	800m	600m	400m	200m
Section Times	1:01.28 [6] (0:04.54)	0:56.74 [10] (0:11.14)	0:45.60 [11] (0:10.60)	0:35.00 [10] (0:11.24)	0:23.76 [10] (0:11.42)	0:12.34 [9] (0:12.34)
Average Speed [km/h]	39.9	64.8	68.2	64.8	63.0	58.5
Top Speed [km/h]	55.6	69.1	69.5	67.0	64.3	61.9
Avg. Dist. to Rail [m]	1.5	0.8	1.9	1.2	0.7	0.5
Avg. Stride Freq. [Hz]	2.0	2.5	2.5	2.4	2.4	2.3
Avg. Stride Length [m]	6.7	7.2	7.6	7.4	7.2	7.0



- [] Ranking at each section and finish
- .-.- No data available at this section
- NA No data available



Horse/Jockey Name	Fav's Flyer
Final Rank	7
Fastest Section Time (Section)	0:04.33 (Overall)
Top Speed [km/h] (Section)	70.2 (800m)
Race State	Finished

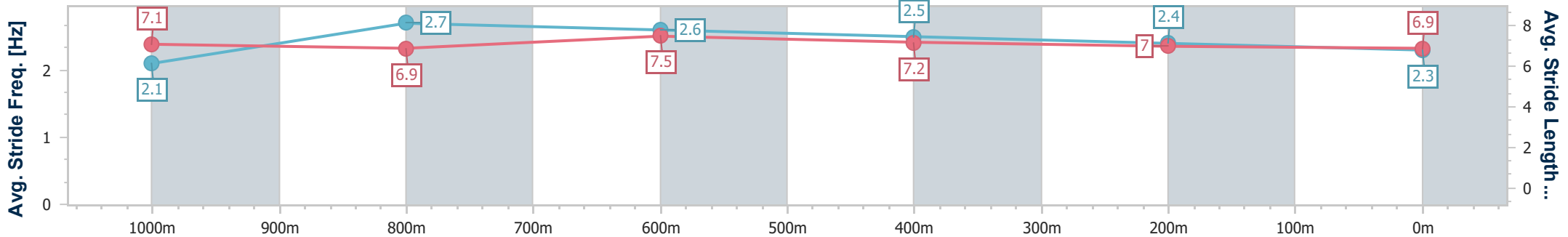
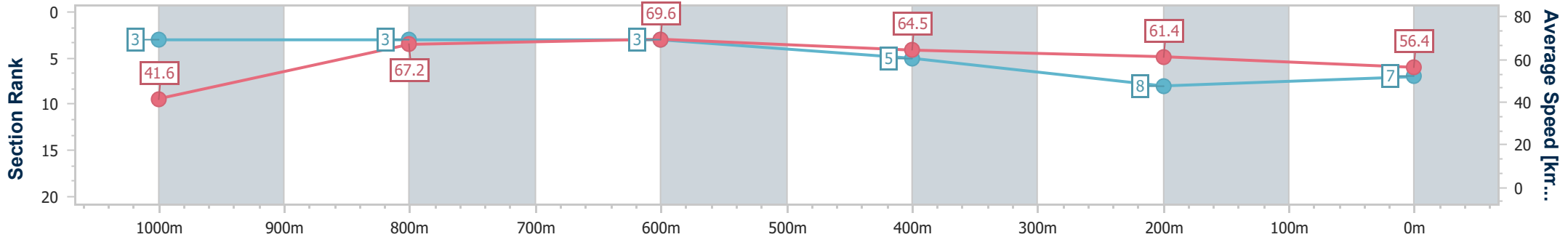


Mackay QLD Professional
 Race 8: RACING AGAIN TUESDAY 13TH APRIL RATINGS BAND
 0 - 55 Handicap - 1050m
 05 January 2024 - 18:03



Track Rating: Good 4, Weather: Fine, Rail Position: True

Section	Overall	1000m	800m	600m	400m	200m
Section Times	1:01.60 [7] (0:04.33)	0:57.27 [3] (0:10.84)	0:46.43 [3] (0:10.49)	0:35.94 [3] (0:11.37)	0:24.57 [5] (0:11.79)	0:12.78 [8] (0:12.78)
Average Speed [km/h]	41.6	67.2	69.6	64.5	61.4	56.4
Top Speed [km/h]	56.3	69.5	70.2	66.2	62.6	60.1
Avg. Dist. to Rail [m]	5.8	5.6	3.8	2.4	4.5	6.9
Avg. Stride Freq. [Hz]	2.1	2.7	2.6	2.5	2.4	2.3
Avg. Stride Length [m]	7.1	6.9	7.5	7.2	7.0	6.9



- [] Ranking at each section and finish
- .-.- No data available at this section
- NA No data available



Horse/Jockey Name	Flaming Homer
Final Rank	8
Fastest Section Time (Section)	0:04.38 (Overall)
Top Speed [km/h] (Section)	70.5 (1000m)
Race State	Finished

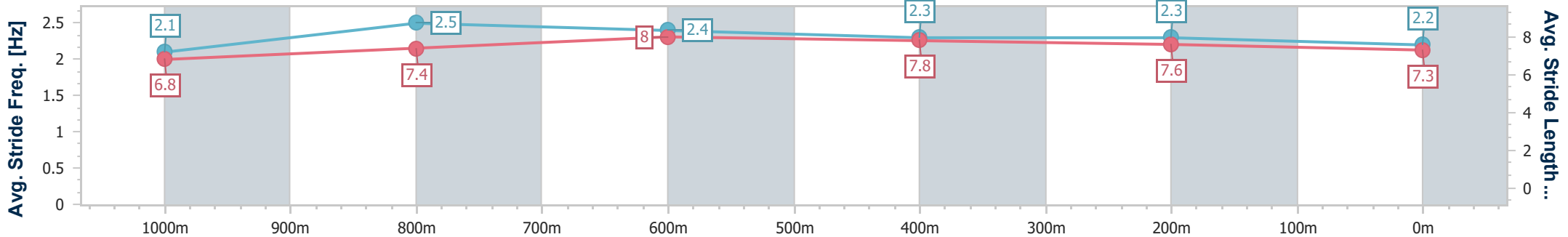
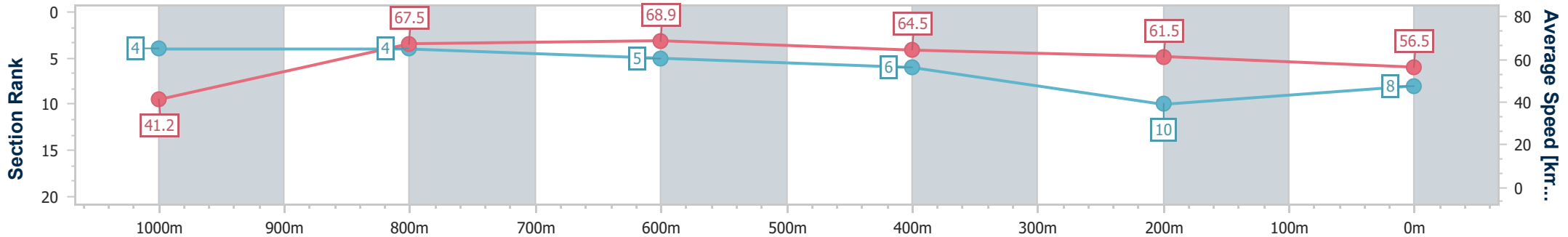


Mackay QLD Professional
 Race 8: RACING AGAIN TUESDAY 13TH APRIL RATINGS BAND
 0 - 55 Handicap - 1050m
 05 January 2024 - 18:03



Track Rating: Good 4, Weather: Fine, Rail Position: True

Section	Overall	1000m	800m	600m	400m	200m
Section Times	1:01.70 [8] (0:04.38)	0:57.32 [4] (0:10.87)	0:46.45 [4] (0:10.60)	0:35.85 [5] (0:11.34)	0:24.51 [6] (0:11.78)	0:12.73 [10] (0:12.73)
Average Speed [km/h]	41.2	67.5	68.9	64.5	61.5	56.5
Top Speed [km/h]	56.2	70.5	70.4	66.8	62.6	59.1
Avg. Dist. to Rail [m]	6.8	6.7	3.8	2.6	3.8	5.6
Avg. Stride Freq. [Hz]	2.1	2.5	2.4	2.3	2.3	2.2
Avg. Stride Length [m]	6.8	7.4	8.0	7.8	7.6	7.3



- [] Ranking at each section and finish
- .-.- No data available at this section
- NA No data available



Horse/Jockey Name	Donmore Girl
Final Rank	9
Fastest Section Time (Section)	0:04.39 (Overall)
Top Speed [km/h] (Section)	70.2 (800m)
Race State	Finished

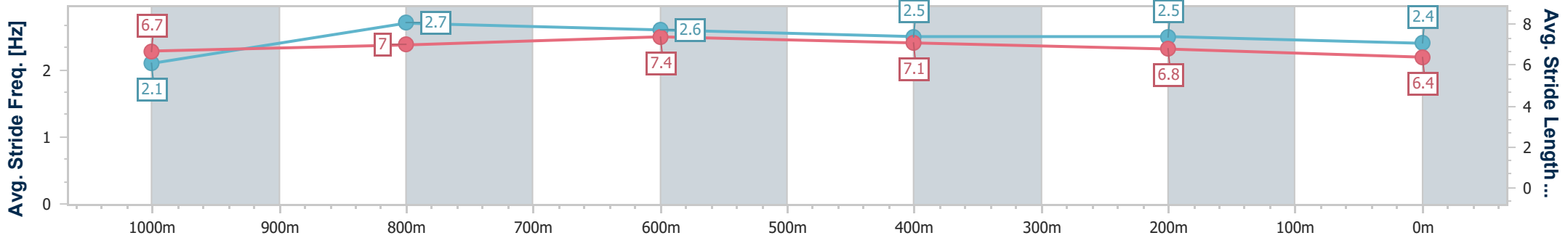
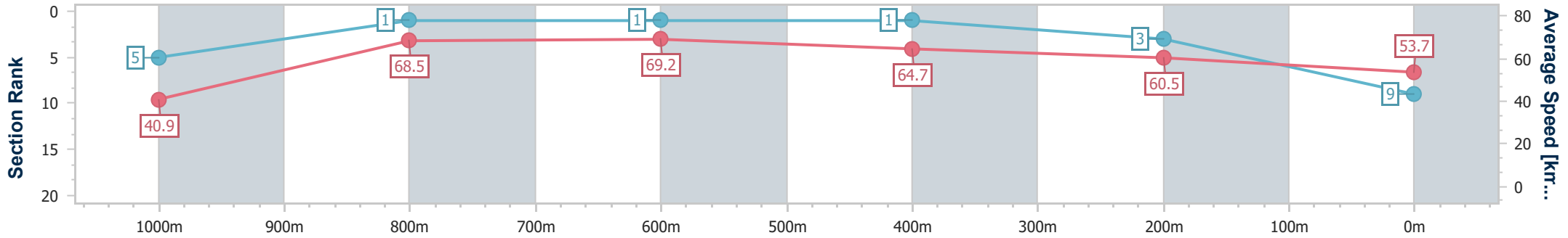


Mackay QLD Professional
 Race 8: RACING AGAIN TUESDAY 13TH APRIL RATINGS BAND
 0 - 55 Handicap - 1050m
 05 January 2024 - 18:03



Track Rating: Good 4, Weather: Fine, Rail Position: True

Section	Overall	1000m	800m	600m	400m	200m
Section Times	1:01.89 [9] (0:04.39)	0:57.50 [5] (0:10.61)	0:46.89 [1] (0:10.41)	0:36.48 [1] (0:11.17)	0:25.31 [1] (0:11.89)	0:13.42 [3] (0:13.42)
Average Speed [km/h]	40.9	68.5	69.2	64.7	60.5	53.7
Top Speed [km/h]	56.4	69.8	70.2	66.1	63.4	58.2
Avg. Dist. to Rail [m]	4.5	3.7	1.3	0.5	1.9	3.2
Avg. Stride Freq. [Hz]	2.1	2.7	2.6	2.5	2.5	2.4
Avg. Stride Length [m]	6.7	7.0	7.4	7.1	6.8	6.4



- [] Ranking at each section and finish
- .-.- No data available at this section
- NA No data available



Horse/Jockey Name	Rock Dreamer
Final Rank	10
Fastest Section Time (Section)	0:04.39 (Overall)
Top Speed [km/h] (Section)	68.7 (800m)
Race State	Finished

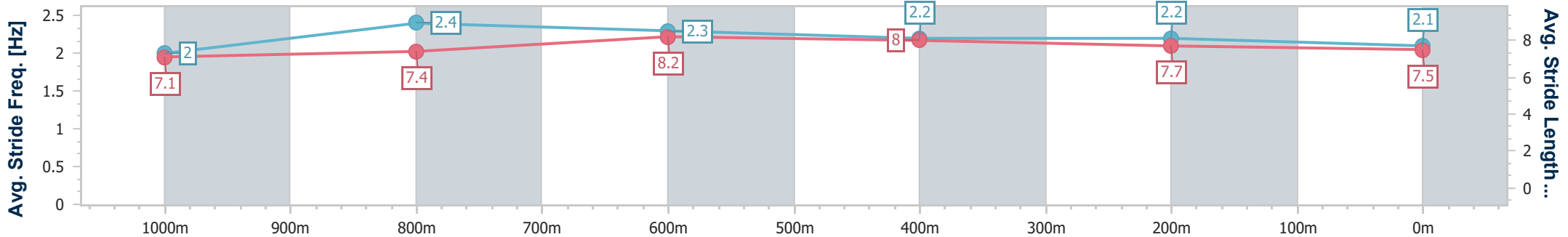
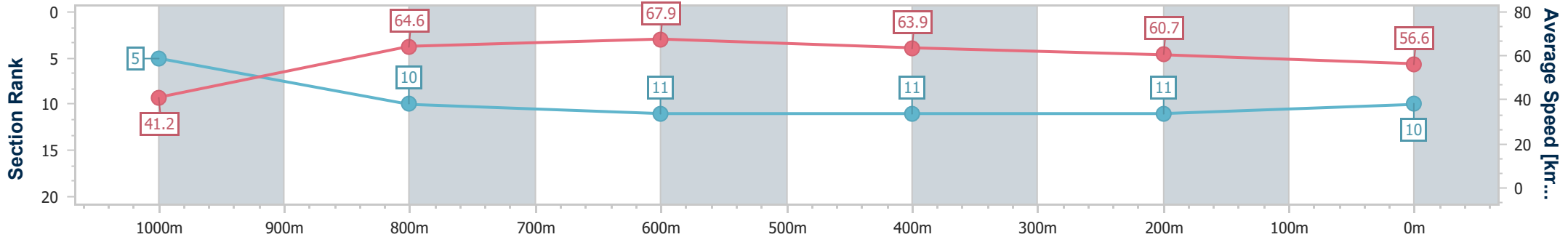


Mackay QLD Professional
 Race 8: RACING AGAIN TUESDAY 13TH APRIL RATINGS BAND
 0 - 55 Handicap - 1050m
 05 January 2024 - 18:03



Track Rating: Good 4, Weather: Fine, Rail Position: True

Section	Overall	1000m	800m	600m	400m	200m
Section Times	1:02.33 [10] (0:04.39)	0:57.94 [5] (0:11.29)	0:46.65 [10] (0:10.68)	0:35.97 [11] (0:11.39)	0:24.58 [11] (0:11.86)	0:12.72 [11] (0:12.72)
Average Speed [km/h]	41.2	64.6	67.9	63.9	60.7	56.6
Top Speed [km/h]	53.7	68.6	68.7	65.7	61.8	59.9
Avg. Dist. to Rail [m]	8.4	6.2	2.2	1.4	1.8	3.5
Avg. Stride Freq. [Hz]	2.0	2.4	2.3	2.2	2.2	2.1
Avg. Stride Length [m]	7.1	7.4	8.2	8.0	7.7	7.5



- [] Ranking at each section and finish
- .-.- No data available at this section
- NA No data available



Horse/Jockey Name	Ice Skater
Final Rank	11
Fastest Section Time (Section)	0:04.30 (Overall)
Top Speed [km/h] (Section)	69.8 (800m)
Race State	Finished

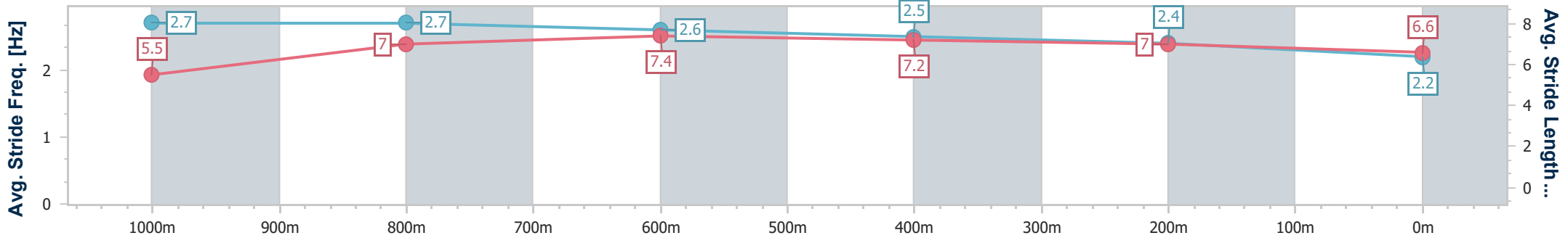
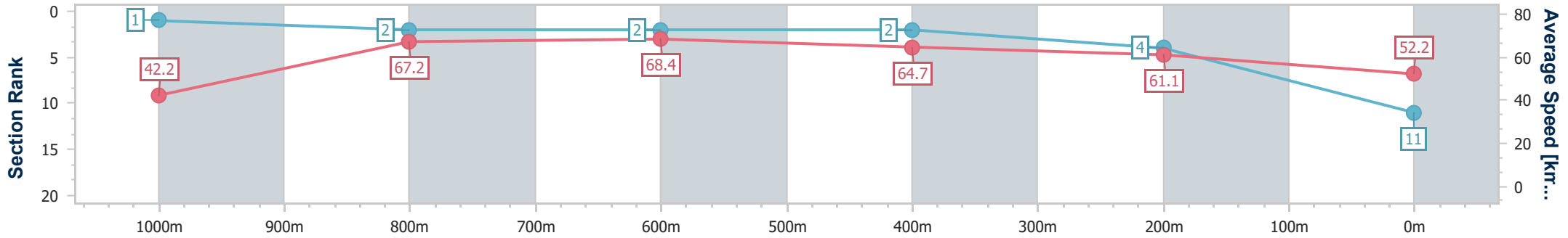


Mackay QLD Professional
 Race 8: RACING AGAIN TUESDAY 13TH APRIL RATINGS BAND
 0 - 55 Handicap - 1050m



05 January 2024 - 18:03
 Track Rating: Good 4, Weather: Fine, Rail Position: True

Section	Overall	1000m	800m	600m	400m	200m
Section Times	1:02.47 [11] (0:04.30)	0:58.17 [1] (0:10.78)	0:47.39 [2] (0:10.40)	0:36.99 [2] (0:11.27)	0:25.72 [2] (0:11.90)	0:13.82 [4] (0:13.82)
Average Speed [km/h]	42.2	67.2	68.4	64.7	61.1	52.2
Top Speed [km/h]	56.1	69.1	69.8	67.0	63.1	58.0
Avg. Dist. to Rail [m]	4.2	3.4	0.8	1.7	5.2	6.1
Avg. Stride Freq. [Hz]	2.7	2.7	2.6	2.5	2.4	2.2
Avg. Stride Length [m]	5.5	7.0	7.4	7.2	7.0	6.6



- [] Ranking at each section and finish
- .-.- No data available at this section
- NA No data available