



Mackay QLD Professional

Race 6: LADBROKES RACING CLUB Class 6 Handicap - 1300m

05 January 2024 - 17:10



MACKAY TURF CLUB
Ooralea Racecourse

Track Rating: Good 4, Weather: Fine, Rail Position: True

Section		Overall	1200m	1000m	800m	600m	400m	Last 600m				
Field Times		1:16.42 (0:07.88)	1:08.54 (0:11.37)	0:57.17 (0:11.55)	0:45.62 (0:11.38)	0:34.24 (0:11.49)	0:22.75 (0:11.24)	0:34.24				
Rank	TAB Horse/Jockey	Barrier	Top Speed [km/h]	Fastest Section	Distance Travelled [m]							
1	2 OCEAN EMPEROR Ryan Wiggins	4	66.7 400m	0:07.88 Overall	1:16.42 [1] (0:07.88)	1:08.54 [1] (0:11.49)	0:57.05 [2] (0:11.59)	0:45.46 [3] (0:11.45)	0:34.01 [3] (0:11.56)	0:22.45 [3] (0:10.94)	0:34.01	
2	9 KEFALONIA Warwick Satherley	9	65.1 400m	0:08.02 Overall	1:16.64 [2] (0:08.02)	1:08.62 [4] (0:11.47)	0:57.15 [3] (0:11.41)	0:45.74 [2] (0:11.37)	0:34.37 [2] (0:11.45)	0:22.92 [2] (0:11.20)	0:34.37	+1
3	3 TO LOVE SOMEBODY Denicious Smith	6	64.9 1200m	0:07.97 Overall	1:16.68 [3] (0:07.97)	1:08.71 [2] (0:11.28)	0:57.43 [1] (0:11.55)	0:45.88 [1] (0:11.38)	0:34.50 [1] (0:11.49)	0:23.01 [1] (0:11.28)	0:34.50	-2
4	4 DEEL WITH ME Nikki Olzard	5	65.3 1000m	0:08.51 Overall	1:17.22 [4] (0:08.51)	1:08.71 [6] (0:11.53)	0:57.18 [6] (0:11.50)	0:45.68 [6] (0:11.30)	0:34.38 [6] (0:11.56)	0:22.82 [6] (0:11.28)	0:34.38	-5
5	5 MISHANI FRAUDSTER Tahlia Fenlon	8	64.8 800m	0:08.02 Overall	1:17.32 [5] (0:08.02)	1:09.30 [3] (0:11.61)	0:57.69 [4] (0:11.58)	0:46.11 [4] (0:11.33)	0:34.78 [4] (0:11.52)	0:23.26 [4] (0:11.36)	0:34.78	+4
6	6 PANKHURST Brooke Johnson	3	64.5 800m	0:08.07 Overall	1:19.18 [6] (0:08.07)	1:11.11 [5] (0:11.71)	0:59.40 [5] (0:11.51)	0:47.89 [5] (0:11.35)	0:36.54 [5] (0:11.70)	0:24.84 [5] (0:11.86)	0:36.54	-1

Scratched: Flying Shamus (#7), Aidenabet (#8), Wren's Day (#1)

[] Ranking at each section and finish
 -:-:- No data available at this section
 NA No data available

SCN Saddle cloth number
 DNF Did not finish
 DNT Did not track



Mackay QLD Professional

Race 6: LADBROKES RACING CLUB Class 6 Handicap - 1300m

05 January 2024 - 17:10



MACKAY TURF CLUB
Ooralea Racecourse

Track Rating: Good 4, Weather: Fine, Rail Position: True

Section							200m			Last 600m
Field Times							0:11.51			0:34.24
Rank	TAB	Horse/Jockey	Barrier	Top Speed [km/h]	Fastest Section	Margin				Distance Travelled [m]
1	2	OCEAN EMPEROR Ryan Wiggins	4	66.7 400m	0:07.88 Overall	0:11.51 [1] (0:11.51)	1:16.42		0:34.01	
2	9	KEFALONIA Warwick Satherley	9	65.1 400m	0:08.02 Overall	0:11.72 [2] (0:11.72)	1.3L		0:34.37	+1
3	3	TO LOVE SOMEBODY Denicious Smith	6	64.9 1200m	0:07.97 Overall	0:11.73 [3] (0:11.73)	1.5L		0:34.50	-2
4	4	DEEL WITH ME Nikki Olzard	5	65.3 1000m	0:08.51 Overall	0:11.54 [5] (0:11.54)	4.5L		0:34.38	-5
5	5	MISHANI FRAUDSTER Tahlia Fenlon	8	64.8 800m	0:08.02 Overall	0:11.90 [4] (0:11.90)	5L		0:34.78	+4
6	6	PANKHURST Brooke Johnson	3	64.5 800m	0:08.07 Overall	0:12.98 [6] (0:12.98)	15.8L		0:36.54	-1

Scratched: Flying Shamus (#7), Aidenabet (#8), Wren's Day (#1)



Horse/Jockey Name	Ocean Emperor
Final Rank	1
Fastest Section Time (Section)	0:07.88 (Overall)
Top Speed [km/h] (Section)	66.7 (400m)
Race State	Finished



Mackay QLD Professional

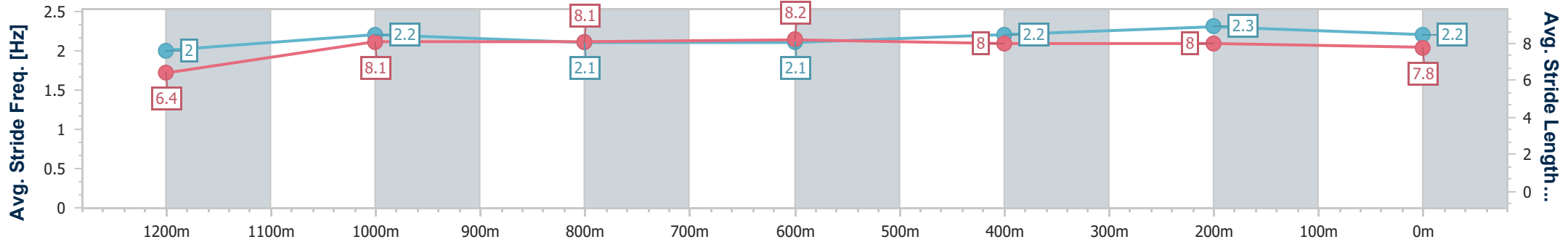
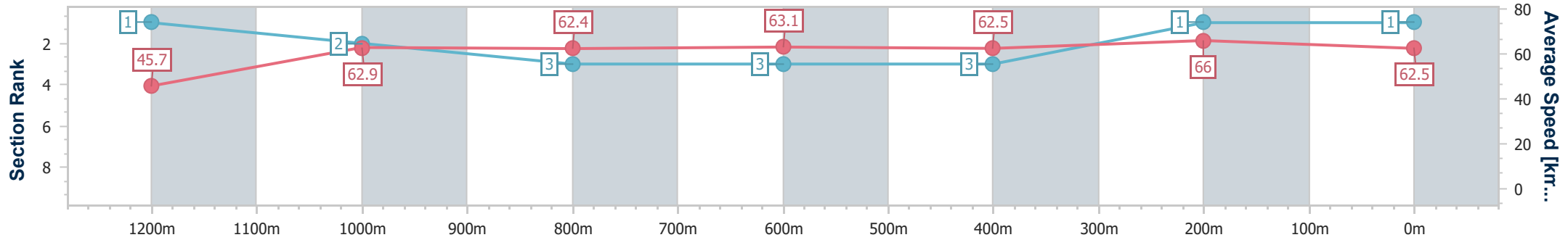
Race 6: LADBROKES RACING CLUB Class 6 Handicap - 1300m

05 January 2024 - 17:10

Track Rating: Good 4, Weather: Fine, Rail Position: True



Section	Overall	1200m	1000m	800m	600m	400m	200m
Section Times	1:16.42 [1] (0:07.88)	1:08.54 [1] (0:11.49)	0:57.05 [2] (0:11.59)	0:45.46 [3] (0:11.45)	0:34.01 [3] (0:11.56)	0:22.45 [3] (0:10.94)	0:11.51 [1] (0:11.51)
Average Speed [km/h]	45.7	62.9	62.4	63.1	62.5	66.0	62.5
Top Speed [km/h]	58.6	64.3	63.2	63.6	64.7	66.7	65.7
Avg. Dist. to Rail [m]	5.7	2.1	1.5	1.4	0.5	3.4	5.3
Avg. Stride Freq. [Hz]	2.0	2.2	2.1	2.1	2.2	2.3	2.2
Avg. Stride Length [m]	6.4	8.1	8.1	8.2	8.0	8.0	7.8



- [] Ranking at each section and finish
- .-.- No data available at this section
- NA No data available



Horse/Jockey Name	Kefalonia
Final Rank	2
Fastest Section Time (Section)	0:08.02 (Overall)
Top Speed [km/h] (Section)	65.1 (400m)
Race State	Finished



Mackay QLD Professional

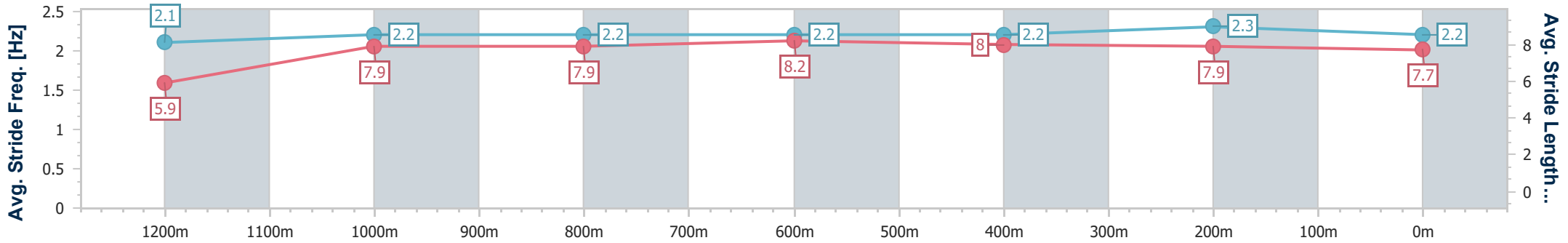
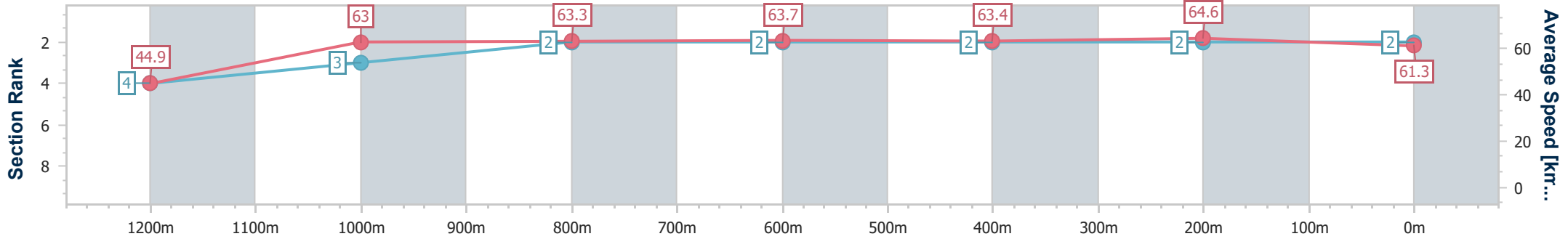
Race 6: LADBROKES RACING CLUB Class 6 Handicap - 1300m

05 January 2024 - 17:10

Track Rating: Good 4, Weather: Fine, Rail Position: True



Section	Overall	1200m	1000m	800m	600m	400m	200m
Section Times	1:16.64 [2] (0:08.02)	1:08.62 [4] (0:11.47)	0:57.15 [3] (0:11.41)	0:45.74 [2] (0:11.37)	0:34.37 [2] (0:11.45)	0:22.92 [2] (0:11.20)	0:11.72 [2] (0:11.72)
Average Speed [km/h]	44.9	63.0	63.3	63.7	63.4	64.6	61.3
Top Speed [km/h]	60.5	63.7	64.3	63.8	64.0	65.1	64.3
Avg. Dist. to Rail [m]	9.3	3.7	1.4	1.2	1.0	3.1	4.1
Avg. Stride Freq. [Hz]	2.1	2.2	2.2	2.2	2.2	2.3	2.2
Avg. Stride Length [m]	5.9	7.9	7.9	8.2	8.0	7.9	7.7



- [] Ranking at each section and finish
- .-.- No data available at this section
- NA No data available



Horse/Jockey Name	To Love Somebody
Final Rank	3
Fastest Section Time (Section)	0:07.97 (Overall)
Top Speed [km/h] (Section)	64.9 (1200m)
Race State	Finished



Mackay QLD Professional

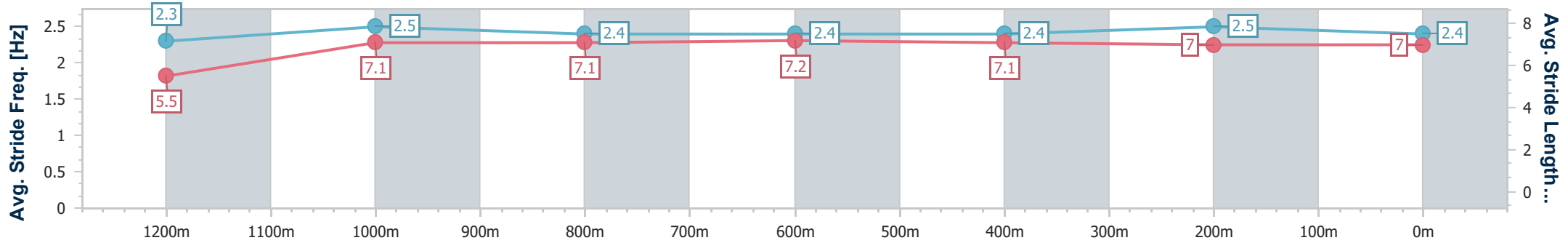
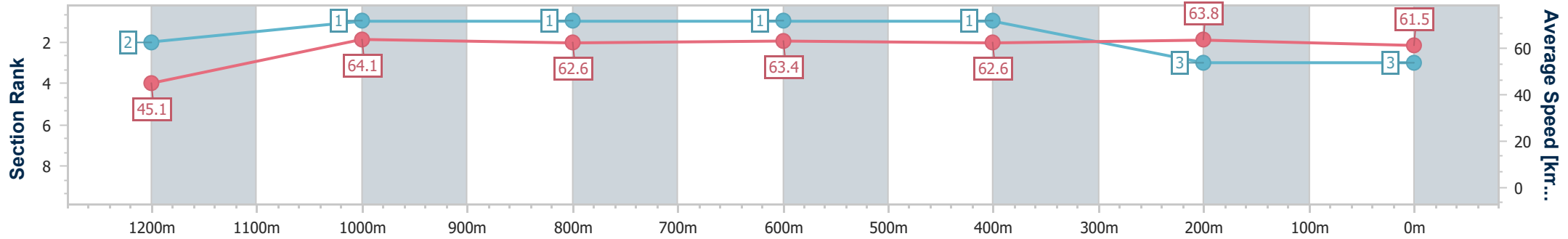
Race 6: LADBROKES RACING CLUB Class 6 Handicap - 1300m

05 January 2024 - 17:10

Track Rating: Good 4, Weather: Fine, Rail Position: True



Section	Overall	1200m	1000m	800m	600m	400m	200m
Section Times	1:16.68 [3] (0:07.97)	1:08.71 [2] (0:11.28)	0:57.43 [1] (0:11.55)	0:45.88 [1] (0:11.38)	0:34.50 [1] (0:11.49)	0:23.01 [1] (0:11.28)	0:11.73 [3] (0:11.73)
Average Speed [km/h]	45.1	64.1	62.6	63.4	62.6	63.8	61.5
Top Speed [km/h]	60.5	64.9	64.2	64.3	63.4	64.7	64.2
Avg. Dist. to Rail [m]	6.8	2.5	1.6	0.8	0.5	1.8	3.4
Avg. Stride Freq. [Hz]	2.3	2.5	2.4	2.4	2.4	2.5	2.4
Avg. Stride Length [m]	5.5	7.1	7.1	7.2	7.1	7.0	7.0



- [] Ranking at each section and finish
- .-.- No data available at this section
- NA No data available



Horse/Jockey Name	Deel With Me
Final Rank	4
Fastest Section Time (Section)	0:08.51 (Overall)
Top Speed [km/h] (Section)	65.3 (1000m)
Race State	Finished



Mackay QLD Professional

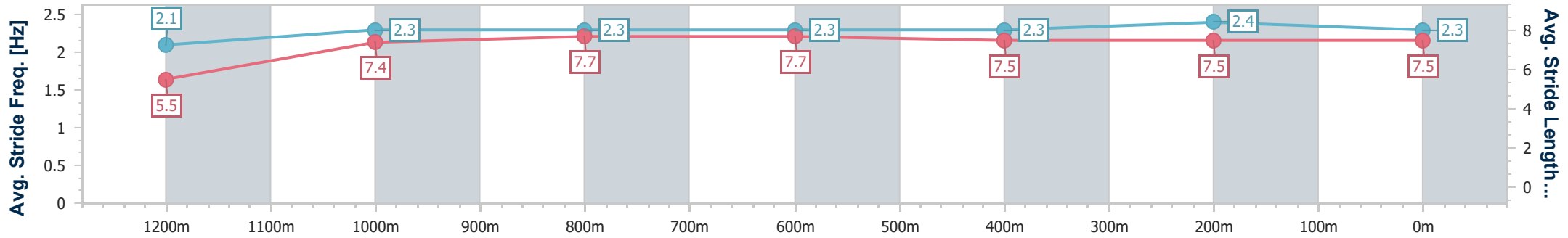
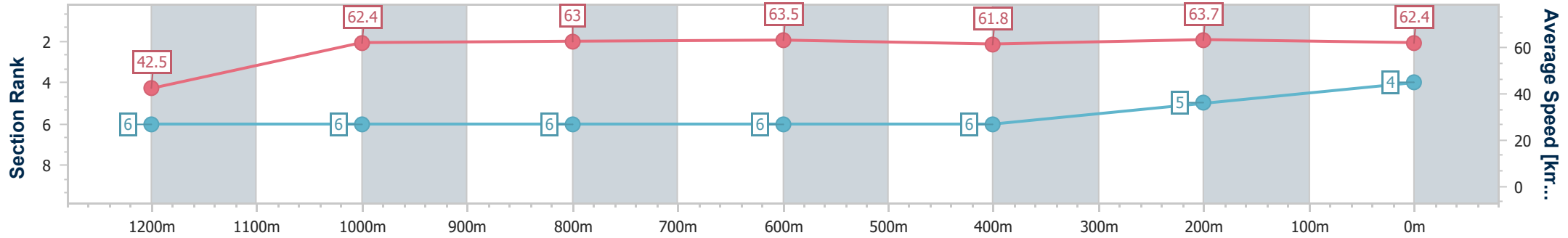
Race 6: LADBROKES RACING CLUB Class 6 Handicap - 1300m

05 January 2024 - 17:10

Track Rating: Good 4, Weather: Fine, Rail Position: True



Section	Overall	1200m	1000m	800m	600m	400m	200m
Section Times	1:17.22 [4] (0:08.51)	1:08.71 [6] (0:11.53)	0:57.18 [6] (0:11.50)	0:45.68 [6] (0:11.30)	0:34.38 [6] (0:11.56)	0:22.82 [6] (0:11.28)	0:11.54 [5]
Average Speed [km/h]	42.5	62.4	63.0	63.5	61.8	63.7	62.4
Top Speed [km/h]	58.6	65.2	65.3	64.3	62.2	64.6	64.2
Avg. Dist. to Rail [m]	7.0	1.7	1.1	0.5	1.0	1.6	1.8
Avg. Stride Freq. [Hz]	2.1	2.3	2.3	2.3	2.3	2.4	2.3
Avg. Stride Length [m]	5.5	7.4	7.7	7.7	7.5	7.5	7.5



- [] Ranking at each section and finish
- .-.- No data available at this section
- NA No data available



Horse/Jockey Name	Mishani Fraudster
Final Rank	5
Fastest Section Time (Section)	0:08.02 (Overall)
Top Speed [km/h] (Section)	64.8 (800m)
Race State	Finished



Mackay QLD Professional

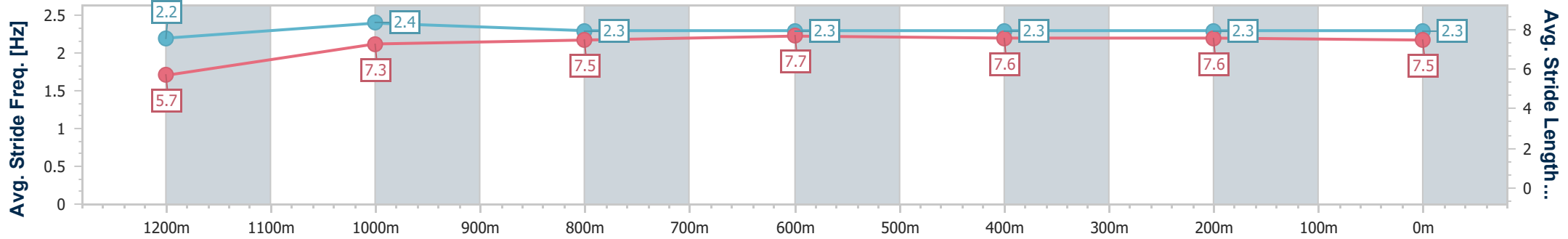
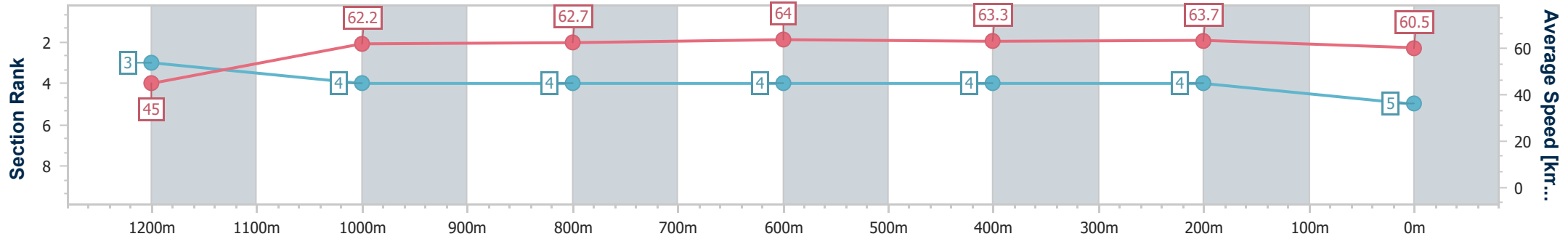
Race 6: LADBROKES RACING CLUB Class 6 Handicap - 1300m

05 January 2024 - 17:10

Track Rating: Good 4, Weather: Fine, Rail Position: True



Section	Overall	1200m	1000m	800m	600m	400m	200m
Section Times	1:17.32 [5] (0:08.02)	1:09.30 [3] (0:11.61)	0:57.69 [4] (0:11.58)	0:46.11 [4] (0:11.33)	0:34.78 [4] (0:11.52)	0:23.26 [4] (0:11.36)	0:11.90 [4] (0:11.90)
Average Speed [km/h]	45.0	62.2	62.7	64.0	63.3	63.7	60.5
Top Speed [km/h]	58.9	63.9	63.7	64.8	64.2	64.5	63.3
Avg. Dist. to Rail [m]	8.4	3.1	2.1	2.0	2.0	5.3	6.4
Avg. Stride Freq. [Hz]	2.2	2.4	2.3	2.3	2.3	2.3	2.3
Avg. Stride Length [m]	5.7	7.3	7.5	7.7	7.6	7.6	7.5



- [] Ranking at each section and finish
- .-.- No data available at this section
- NA No data available



Horse/Jockey Name	Pankhurst
Final Rank	6
Fastest Section Time (Section)	0:08.07 (Overall)
Top Speed [km/h] (Section)	64.5 (800m)
Race State	Finished



Mackay QLD Professional

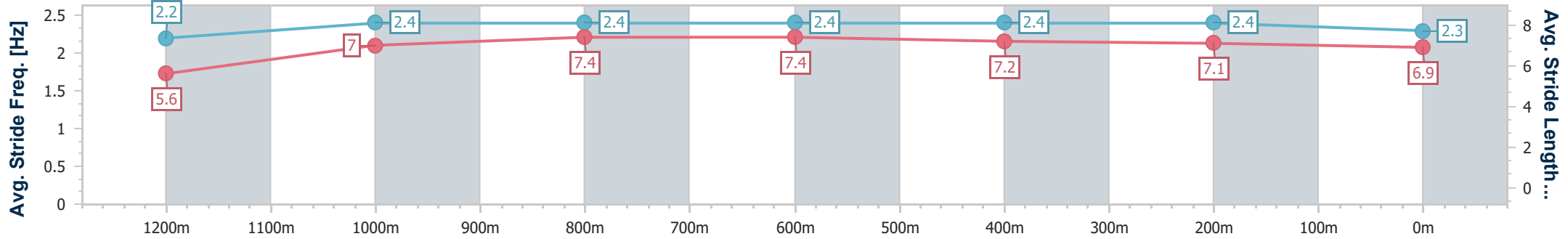
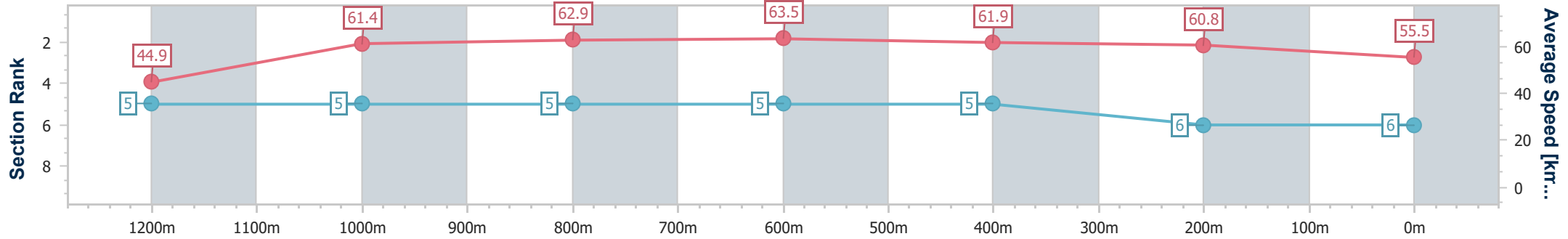
Race 6: LADBROKES RACING CLUB Class 6 Handicap - 1300m

05 January 2024 - 17:10

Track Rating: Good 4, Weather: Fine, Rail Position: True



Section	Overall	1200m	1000m	800m	600m	400m	200m
Section Times	1:19.18 [6] (0:08.07)	1:11.11 [5] (0:11.71)	0:59.40 [5] (0:11.51)	0:47.89 [5] (0:11.35)	0:36.54 [5] (0:11.70)	0:24.84 [5] (0:11.86)	0:12.98 [6] (0:12.98)
Average Speed [km/h]	44.9	61.4	62.9	63.5	61.9	60.8	55.5
Top Speed [km/h]	61.8	64.2	64.3	64.5	63.4	62.1	58.1
Avg. Dist. to Rail [m]	4.3	1.1	0.8	0.7	0.9	2.0	1.9
Avg. Stride Freq. [Hz]	2.2	2.4	2.4	2.4	2.4	2.4	2.3
Avg. Stride Length [m]	5.6	7.0	7.4	7.4	7.2	7.1	6.9



- [] Ranking at each section and finish
- .-.- No data available at this section
- NA No data available